

RESULTS



4 x 200 Metres (2 laps) Men - Final


RECORDS	RESULT	TEAM	COUNTRY	VENUE	DATE
World Record WR	1:18.63	Jamaica	JAM	Nassau	24 May 2014
Championship Record CR	1:18.63	Jamaica	JAM	Nassau	24 May 2014
World Leading WL	1:18.63	Jamaica	JAM	Nassau	24 May 2014
Area Record AR		National Record NR	National Record PB	Season Best SB	

24 May 2014 20:24 START TIME 30° C TEMPERATURE 62 % HUMIDITY

PLACE	TEAM	BIB	LANE	REACTION	RESULT	Fn	POINTS
1	JAMAICA Nickel ASHMEADE Warren WEIR Jermaine BROWN Yohan BLAKE	JAM	3	0.123	1:18.63	WR	8
2	SAINT KITTS AND NEVIS Antoine ADAMS Lestrod ROLAND Brijesh LAWRENCE Allistar CLARKE	SKN	8	0.182	1:20.51	PB	7
3	FRANCE Christophe LEMAITRE Yannick FONSAT Ben BASSAW Ken ROMAIN	FRA	5	0.166	1:20.66	AR	6
4	BARBADOS Ramon GITTENS Levi CADOGAN Andrew HINDS Fallon FORDE	BAR	4	0.174	1:21.88	PB	5
5	KENYA Stephen BARASA Carvin NKANATA Tony Kipruto CHIRCHIR Walter Michuki MOENGA	KEN	7	0.183	1:22.35	PB	4
6	BAHAMAS Blake BARTLETT Adrian GRIFFITH Wesley NEYMOUR Andretti BAIN	BAH	1	0.157	1:23.19		3
7	PR OF CHINA Shiwei CHEN Zhenye XIE Yang YANG Youxue MO	CHN	2	0.197	1:25.83		2
	UNITED STATES Maurice MITCHELL Curtis MITCHELL Ameer WEBB Wallace SPEARMON	USA	6	0.168	DQ 170.7		

NOTE IAAF Rule 170.7 - Passing the baton outside the takeover zone

INTERMEDIATE TIMES Lap 1 JAMAICA 39.00



RESULTS
4 x 200 Metres (2 laps) Men - Final

ALL-TIME TOP LIST				SEASON TOP LIST			
RESULT	TEAM	VENUE	DATE	RESULT	TEAM	VENUE	DATE
1:18.63	JAMAICA (JAM)	Nassau	24 May 14	1:18.63	JAMAICA (JAM)	Nassau	24 May 14
1:18.68	UNITED STATES (USA)	Walnut, CA	17 Apr 94	1:20.51	SAINT KITTS AND NEVIS (SKN)	Nassau	24 May 14
1:20.51	SAINT KITTS AND NEVIS (SKN)	Nassau	24 May 14	1:20.66	FRANCE (FRA)	Nassau	24 May 14
1:20.66	FRANCE (FRA)	Nassau	24 May 14	1:21.35	UNITED STATES (USA)	Austin (MMS), TX	29 Mar 14
1:21.10	ITALY (ITA)	Cagliari	29 Sep 83	1:21.88	BARBADOS (BAR)	Nassau	24 May 14
1:21.22	POLAND (POL)	Gdansk	14 Jul 01	1:22.06	CUBA (CUB)	La Habana (Estadio Panamericano)	15 Feb 14
1:21.29	GREAT BRITAIN & N.I. (GBR)	Birmingham, GBR	23 Jun 89	1:22.18	BAHAMAS (BAH)	Nassau	24 May 14
1:21.32	UKRAINE (UKR)	Portsmouth, GBR	5 Jun 93	1:22.35	KENYA (KEN)	Nassau	24 May 14
1:21.63	RUSSIA (RUS)	Portsmouth, GBR	5 Jun 93	1:23.75	PR OF CHINA (CHN)	Nassau	24 May 14
1:21.73	HUNGARY (HUN)	Paris	9 Jul 82	1:23.87	JAPAN (JPN)	Nassau	24 May 14



RESULT PROGRESSION



4 x 200 Metres (2 laps) Men - Final


RECORDS	RESULT	TEAM	COUNTRY	VENUE	DATE
World Record WR	1:18.63	Jamaica	JAM	Nassau	24 May 2014
Championship Record CR	1:18.63	Jamaica	JAM	Nassau	24 May 2014
World Leading WL	1:18.63	Jamaica	JAM	Nassau	24 May 2014
Area Record AR		National Record NR	National Record PB	Season Best SB	

24 May 2014


RANK	BIB	TEAM	PHASE	HEAT	LANE	PLACE	RESULT	POINTS
1	JAM	JAMAICA	Final	1	3	1	1:18.63 WR	8
			Round 1	1	8	1	1:20.15 Q CR	
2	SKN	SAINT KITTS AND NEVIS	Final	1	8	2	1:20.51 PB	7
			Round 1	1	7	5	1:21.97 Q PB	
3	FRA	FRANCE	Final	1	5	3	1:20.66 AR	6
			Round 1	1	1	3	1:21.45 Q SB	
4	BAR	BARBADOS	Final	1	4	4	1:21.88 PB	5
			Round 1	2	5	4	1:21.88 Q PB	
5	KEN	KENYA	Final	1	7	5	1:22.35 PB	4
			Round 1	2	6	7	1:23.24 Q PB	
6	BAH	BAHAMAS	Final	1	1	6	1:23.19	3
			Round 1	1	5	6	1:22.18 PB	
7	CHN	PR OF CHINA	Final	1	2	7	1:25.83	2
			Round 1	1	3	8	1:23.75 PB	
		USA	Final	1	6		DQ 170.7	
			Round 1	2	7	2	1:21.35 Q SB	

NOTE IAAF Rule 170.7 - Passing the baton outside the takeover zone

ALL-TIME TOP LIST				SEASON TOP LIST			
RESULT	TEAM	VENUE	DATE	RESULT	TEAM	VENUE	DATE
1:18.63	JAMAICA (JAM)	Nassau	24 May 14	1:18.63	JAMAICA (JAM)	Nassau	24 May 14
1:18.68	UNITED STATES (USA)	Walnut, CA	17 Apr 94	1:20.51	SAINT KITTS AND NEVIS (SKN)	Nassau	24 May 14
1:20.51	SAINT KITTS AND NEVIS (SKN)	Nassau	24 May 14	1:20.66	FRANCE (FRA)	Nassau	24 May 14
1:20.66	FRANCE (FRA)	Nassau	24 May 14	1:21.35	UNITED STATES (USA)	Austin (MMS), TX	29 Mar 14
1:21.10	ITALY (ITA)	Cagliari	29 Sep 83	1:21.88	BARBADOS (BAR)	Nassau	24 May 14
1:21.22	POLAND (POL)	Gdansk	14 Jul 01	1:22.06	CUBA (CUB)	La Habana (Estadio Panamericano)	15 Feb 14
1:21.29	GREAT BRITAIN & N.I. (GBR)	Birmingham, GBR	23 Jun 89	1:22.18	BAHAMAS (BAH)	Nassau	24 May 14
1:21.32	UKRAINE (UKR)	Portsmouth, GBR	5 Jun 93	1:22.35	KENYA (KEN)	Nassau	24 May 14
1:21.63	RUSSIA (RUS)	Portsmouth, GBR	5 Jun 93	1:23.75	PR OF CHINA (CHN)	Nassau	24 May 14
1:21.73	HUNGARY (HUN)	Paris	9 Jul 82	1:23.87	JAPAN (JPN)	Nassau	24 May 14



SUMMARY



4 x 200 Metres (2 laps) Men - Round 1

First 3 in each heat (Q) and the next 2 fastest (q) advance to the Final

REFEREE OVERTURN DECISION AFTER VIDEO RETURN

RECORDS	RESULT	TEAM	COUNTRY	VENUE	DATE
World Record WR	1:18.68	Santa Monica Track Club	USA	Walnut, CA	17 Apr 1994
Championship Record CR	1:20.15	Jamaica	JAM	Nassau	24 May 2014
World Leading WL	1:20.07	University of Technology Jam.	UND	Philadelphia, PA	26 Apr 2014
Area Record AR		National Record NR		National Record PB	Season Best SB

24 May 2014

RANK	PLACE	HEAT	LANE	BIB	TEAM	REACTION	RESULT	
1	1	1	8	JAM	JAMAICA	0.242	1:20.15 Q	CR
2	1	2	7	USA	UNITED STATES	0.182	1:21.35 Q	SB
3	2	1	1	FRA	FRANCE	0.152	1:21.45 Q	SB
4	2	2	5	BAR	BARBADOS	0.183	1:21.88 Q	PB
5	3	1	7	SKN	SAINT KITTS AND NEVIS	0.173	1:21.97 Q	PB
6	4	1	5	BAH	BAHAMAS	0.165	1:22.18 q	NR
7	3	2	6	KEN	KENYA	0.174	1:23.24 Q	PB
8	5	1	3	CHN	PR OF CHINA	0.149	1:23.75 q	PB
9	4	2	8	JPN	JAPAN	0.180	1:23.87	SB
10	5	2	3	CAY	CAYMAN ISLANDS	0.152	1:24.91	PB
11	6	1	2	ISV	VIRGIN ISLANDS	0.161	1:25.01	PB
12	6	2	2	TKS	TURKS AND CAICOS ISLANDS	0.398	1:27.70	PB
		2	4	GER	GERMANY	0.199	DNF	
		2	1	NGR	NIGERIA	0.171	DNF	
		1	4	ESP	SPAIN	0.154	DQ 170.7	
		1	6	PNG	PAPUA NEW GUINEA	0.228	DQ 170.7	

NOTE IAAF Rule 170.7 - Passing the baton outside the takeover zone

ALL-TIME TOP LIST				SEASON TOP LIST			
RESULT	TEAM	VENUE	DATE	RESULT	TEAM	VENUE	DATE
1:18.68	UNITED STATES (USA)	Walnut, CA	17 Apr 94	1:20.15	JAMAICA (JAM)	Nassau	24 May 14
1:20.15	JAMAICA (JAM)	Nassau	24 May 14	1:21.35	UNITED STATES (USA)	Austin (MMS), TX	29 Mar 14
1:21.10	ITALY (ITA)	Cagliari	29 Sep 83	1:21.45	FRANCE (FRA)	Nassau	24 May 14
1:21.22	POLAND (POL)	Gdansk	14 Jul 01	1:21.88	BARBADOS (BAR)	Nassau	24 May 14
1:21.29	GREAT BRITAIN & N.I. (GBR)	Birmingham, GBR	23 Jun 89	1:21.97	SAINT KITTS AND NEVIS (SKN)	Nassau	24 May 14
1:21.30	FRANCE (FRA)	Talence	27 Sep 87	1:22.06	CUBA (CUB)	La Habana (Estadio Panamericano)	15 Feb 14
1:21.32	UKRAINE (UKR)	Portsmouth, GBR	5 Jun 93	1:22.18	BAHAMAS (BAH)	Nassau	24 May 14
1:21.63	RUSSIA (RUS)	Portsmouth, GBR	5 Jun 93	1:23.24	KENYA (KEN)	Nassau	24 May 14
1:21.73	HUNGARY (HUN)	Paris	9 Jul 82	1:23.75	PR OF CHINA (CHN)	Nassau	24 May 14
1:21.82	CANADA (CAN)	Gainesville, FL	7 Apr 12	1:23.87	JAPAN (JPN)	Nassau	24 May 14

RESULTS



4 x 200 Metres (2 laps) Men - Round 1

First 3 in each heat (Q) and the next 2 fastest (q) advance to the Final

REFEREE OVERTURN DECISION AFTER VIDEO RETURN

RECORDS	RESULT	TEAM	COUNTRY	VENUE	DATE
World Record WR	1:18.68	Santa Monica Track Club	USA	Walnut, CA	17 Apr 1994
Championship Record CR	1:20.15	Jamaica	JAM	Nassau	24 May 2014
World Leading WL	1:20.07	University of Technology Jam.	UND	Philadelphia, PA	26 Apr 2014
Area Record AR		National Record NR	National Record PB	Season Best SB	

Heat 1

2

24 May 2014 17:33 START TIME

30° C TEMPERATURE 62 % HUMIDITY

PLACE	TEAM	BIB	LANE	REACTION	RESULT	Q	Fn
1	JAMAICA Rasheed DWYER Jermaine BROWN Jason LIVERMORE Warren WEIR	JAM	8	0.242	1:20.15	Q CR	
2	FRANCE Christophe LEMAITRE Yannick FONSAT Ben BASSAW Ken ROMAIN	FRA	1	0.152	1:21.45	Q SB	
3	SAINT KITTS AND NEVIS Antoine ADAMS Lestrod ROLAND Brijesh LAWRENCE Allistar CLARKE	SKN	7	0.173	1:21.97	Q PB	
4	BAHAMAS Blake BARTLETT Adrian GRIFFITH Wesley NEYMOUR Andretti BAIN	BAH	5	0.165	1:22.18	q NR	
5	PR OF CHINA Shiwei CHEN Zhenye XIE Yang YANG Youxue MO	CHN	3	0.149	1:23.75	q PB	
6	VIRGIN ISLANDS Tabarie HENRY Leslie MURRAY David WALTERS Leon HUNT	ISV	2	0.161	1:25.01	PB	
	SPAIN Sergio RUIZ Iván Jesús RAMOS Adrià BURRIEL Óscar HUSILLOS	ESP	4	0.154	DQ 170.7		
	PAPUA NEW GUINEA Kupun WISIL Theo PINIAU Kevin KAPMATANA Nelson STONE	PNG	6	0.228	DQ 170.7		

NOTE IAAF Rule 170.7 - Passing the baton outside the takeover zone

INTERMEDIATE TIMES Lap 1 FRANCE 40.70

RESULTS
4 x 200 Metres (2 laps) Men - Round 1


Heat 2 2

24 May 2014 17:44 START TIME 30° C TEMPERATURE 62 % HUMIDITY

PLACE	TEAM	BIB	LANE	REACTION	RESULT	Q	SB	PB	Fn
1	UNITED STATES Maurice MITCHELL Curtis MITCHELL Isiah YOUNG Wallace SPEARMON	USA	7	0.182	1:21.35	Q	SB		
2	BARBADOS Ramon GITTENS Andrew HINDS Shane BRATHWAITE Fallon FORDE	BAR	5	0.183	1:21.88	Q		PB	
3	KENYA Stephen BARASA Carvin NKANATA Walter Michuki MOENGA Tony Kipruto CHIRCHIR	KEN	6	0.174	1:23.24	Q		PB	
4	JAPAN Yuichi KOBAYASHI Masashi ERIGUCHI Shinji TAKAHIRA Kenji FUJIMITSU	JPN	8	0.180	1:23.87			SB	
5	CAYMAN ISLANDS Kemar HYMAN Tyrell CUFFY David HAMIL Troy LONG	CAY	3	0.152	1:24.91			PB	
6	TURKS AND CAICOS ISLANDS Ifeanye OTUONYE Courtney MISSICK Wadly JEAN Wesley CHERY	TKS	2	0.398	1:27.70			PB	
	GERMANY Julian REUS Sebastian ERNST Alexander KOSENKOW Robin EREWA	GER	4	0.199	DNF				
	NIGERIA Elvis UKALE Ogho-Oghene EGWERO Nicholas IMHOAPERAMHE Isah SALIHU	NGR	1	0.171	DNF				

INTERMEDIATE TIMES Lap 1 UNITED STATES 40.00

ALL-TIME TOP LIST				SEASON TOP LIST			
RESULT	TEAM	VENUE	DATE	RESULT	TEAM	VENUE	DATE
1:18.68	UNITED STATES (USA)	Walnut, CA	17 Apr 94	1:20.15	JAMAICA (JAM)	Nassau	24 May 14
1:20.15	JAMAICA (JAM)	Nassau	24 May 14	1:21.35	UNITED STATES (USA)	Austin (MMS), TX	29 Mar 14
1:21.10	ITALY (ITA)	Cagliari	29 Sep 83	1:21.45	FRANCE (FRA)	Nassau	24 May 14
1:21.22	POLAND (POL)	Gdansk	14 Jul 01	1:21.88	BARBADOS (BAR)	Nassau	24 May 14
1:21.29	GREAT BRITAIN & N.I. (GBR)	Birmingham, GBR	23 Jun 89	1:21.97	SAINT KITTS AND NEVIS (SKN)	Nassau	24 May 14
1:21.30	FRANCE (FRA)	Talence	27 Sep 87	1:22.06	CUBA (CUB)	La Habana (Estadio Panamericano)	15 Feb 14
1:21.32	UKRAINE (UKR)	Portsmouth, GBR	5 Jun 93	1:22.18	BAHAMAS (BAH)	Nassau	24 May 14
1:21.63	RUSSIA (RUS)	Portsmouth, GBR	5 Jun 93	1:23.24	KENYA (KEN)	Nassau	24 May 14
1:21.73	HUNGARY (HUN)	Paris	9 Jul 82	1:23.75	PR OF CHINA (CHN)	Nassau	24 May 14
1:21.82	CANADA (CAN)	Gainesville, FL	7 Apr 12	1:23.87	JAPAN (JPN)	Nassau	24 May 14



SUMMARY



4 x 400 Metres (4 laps) Men - Round 1

First 2 in each heat (Q) and the next 2 fastest (q) advance to the Final
The next 8 fastest advance to the Final B

RECORDS	RESULT	TEAM	COUNTRY	VENUE	DATE
World Record WR	2:54.29	United States	USA	Stuttgart (Gottlieb-Daimler Stadium)	22 Aug 1993
Championship Record CR	3:00.30	Bahamas	BAH	Nassau	24 May 2014
World Leading WL	2:59.73	University of Florida	USA	Gainesville, FL	5 Apr 2014
Area Record AR		National Record NR		National Record PB	Season Best SB

24 May 2014

RANK	PLACE	HEAT	LANE	BIB	TEAM	REACTION	RESULT	
1	1	3	5	BAH	BAHAMAS	0.155	3:00.30 Q	CR
2	1	1	4	GBR	GREAT BRITAIN & N.I.	0.159	3:00.74 Q	CR
3	2	3	3	TTO	TRINIDAD AND TOBAGO	0.192	3:01.06 Q	SB
4	1	2	3	USA	UNITED STATES	0.170	3:01.09 Q	
5	2	2	4	JAM	JAMAICA	0.247	3:01.17 Q	SB
6	2	1	6	VEN	VENEZUELA	0.205	3:01.96 Q	SB
7	3	3	8	CUB	CUBA	0.154	3:02.43 q	SB
8	3	1	3	BRA	BRAZIL	0.181	3:02.78 q	SB
Final								
9	4	3	4	BEL	BELGIUM	0.176	3:02.79	SB
10	3	2	7	FRA	FRANCE	0.178	3:03.74	SB
11	5	3	2	JPN	JAPAN	0.191	3:04.25	SB
12	4	1	8	DOM	DOMINICAN REPUBLIC	0.203	3:04.44	SB
13	4	2	5	NGR	NIGERIA	0.158	3:04.48	SB
14	5	1	5	AUS	AUSTRALIA	0.168	3:04.64	SB
15	6	1	7	KEN	KENYA	0.221	3:04.69	SB
16	5	2	2	CAN	CANADA	0.200	3:04.85	SB
17	6	3	6	PUR	PUERTO RICO	0.220	3:05.00	SB
17	6	2	8	RUS	RUSSIA	0.238	3:05.00	SB
19	7	3	7	POL	POLAND	0.206	3:05.16	SB
20	7	2	6	KSA	SAUDI ARABIA	0.208	3:06.37	SB
Final B								

ALL-TIME TOP LIST				SEASON TOP LIST			
RESULT	TEAM	VENUE	DATE	RESULT	TEAM	VENUE	DATE
2:54.29	UNITED STATES (USA)	Stuttgart (Gottlieb-Daimler Stadium)	22 Aug 93	2:59.73	UNITED STATES (USA)	Gainesville, FL	5 Apr 14
2:56.60	GREAT BRITAIN & N.I. (GBR)	Atlanta, GA	3 Aug 96	3:00.30	BAHAMAS (BAH)	Nassau	24 May 14
2:56.72	BAHAMAS (BAH)	London (OP)	10 Aug 12	3:00.74	GREAT BRITAIN & N.I. (GBR)	Nassau	24 May 14
2:56.75	JAMAICA (JAM)	Athina	10 Aug 97	3:01.06	TRINIDAD AND TOBAGO (TTO)	Nassau	24 May 14
2:58.00	POLAND (POL)	Uniondale, NY	22 Jul 98	3:01.17	JAMAICA (JAM)	Nassau	24 May 14
2:58.06	RUSSIA (RUS)	Beijing (National Stadium)	23 Aug 08	3:01.96	VENEZUELA (VEN)	Nassau	24 May 14
2:58.56	BRAZIL (BRA)	Winnipeg	30 Jul 99	3:02.43	CUBA (CUB)	Nassau	24 May 14
2:58.68	NIGERIA (NGR)	Sydney	30 Sep 00	3:02.78	BRAZIL (BRA)	Nassau	24 May 14
2:58.96	FRANCE (FRA)	Paris Saint-Denis (Stade de France)	31 Aug 03	3:02.79	BELGIUM (BEL)	Nassau	24 May 14
2:59.13	CUBA (CUB)	Barcelona	7 Aug 92	3:03.74	FRANCE (FRA)	Nassau	24 May 14



RESULTS



4 x 400 Metres (4 laps) Men - Round 1

First 2 in each heat (Q) and the next 2 fastest (q) advance to the Final
The next 8 fastest advance to the Final B

RECORDS	RESULT	TEAM	COUNTRY	VENUE	DATE
World Record WR	2:54.29	United States	USA	Stuttgart (Gottlieb-Daimler Stadium)	22 Aug 1993
Championship Record CR	3:00.30	Bahamas	BAH	Nassau	24 May 2014
World Leading WL	2:59.73	University of Florida	USA	Gainesville, FL	5 Apr 2014
Area Record AR		National Record NR		National Record PB	Season Best SB

Heat 1

3


24 May 2014 19:13 START TIME

30° C TEMPERATURE 62 % HUMIDITY

PLACE	TEAM	BIB	LANE	REACTION	RESULT	Q	SB	CR	Fn
1	GREAT BRITAIN & N.I. Michael BINGHAM Conrad WILLIAMS Nigel LEVINE Martyn ROONEY	GBR	4	0.159	3:00.74	Q		CR	
2	VENEZUELA Arturo RAMÍREZ Alberth BRAVO José MELÉNDEZ Freddy MEZONES	VEN	6	0.205	3:01.96	Q		SB	
3	BRAZIL Pedro Luiz DE OLIVEIRA Wagner CARDOSO Anderson HENRIQUES Hugo DE SOUSA	BRA	3	0.181	3:02.78	q		SB	
4	DOMINICAN REPUBLIC Gustavo CUESTA Joel MEJÍA Juander SANTOS Luguelín SANTOS	DOM	8	0.203	3:04.44			SB	
5	AUSTRALIA Alexander BECK Dylan GRANT Joshua RALPH Craig BURNS	AUS	5	0.168	3:04.64			SB	
6	KENYA Mark Kiprotich MUTTAI Alexander Lerionka SAMPAO Solomon Odongo BUOGA Boniface Mucheru TUMUTI	KEN	7	0.221	3:04.69			SB	

INTERMEDIATE TIMES

Lap 1	GREAT BRITAIN & N.I.	45.80
Lap 2		
Lap 3		



RESULTS
4 x 400 Metres (4 laps) Men - Round 1

Heat 2 **3**

24 May 2014 19:25 START TIME 30° C TEMPERATURE 62 % HUMIDITY

PLACE	TEAM	BIB	LANE	REACTION	RESULT	Fn
1	UNITED STATES David VERBURG Clayton PARROS Torrin LAWRENCE Christian TAYLOR	USA	3	0.170	3:01.09	Q
2	JAMAICA Javere BELL Edino STEELE Dane HYATT Rusheen MCDONALD	JAM	4	0.247	3:01.17	Q SB
3	FRANCE Mame-Ibra ANNE Teddy VENEL Patrice MAURICE Thomas JORDIER	FRA	7	0.178	3:03.74	SB
4	NIGERIA Isah SALIHU Cristian MORTON Tobi OGUNMOLA Noah AKWU	NGR	5	0.158	3:04.48	SB
5	CANADA Daniel HARPER Daundre BARNABY Philip OSEI Michael ROBERTSON	CAN	2	0.200	3:04.85	SB
6	RUSSIA Sergey PETUKHOV Pavel TRENKHIN Yuriy TRAMBOVETSKY Pavel IVASHKO	RUS	8	0.238	3:05.00	SB
7	SAUDI ARABIA Ismail M.H ALSABANI Ahmed Yahya AL KHAYRI Yousef Ahmed MASRAHI Ali AL-DERAAN	KSA	6	0.208	3:06.37	SB

INTERMEDIATE TIMES	Lap 1	UNITED STATES	45.60
	Lap 2		
	Lap 3		



RESULTS
4 x 400 Metres (4 laps) Men - Round 1
Heat 3

24 May 2014 19:37 START TIME 30° C TEMPERATURE 62 % HUMIDITY

PLACE	TEAM	BIB	LANE	REACTION	RESULT	Q	CR	SB	Fn
1	BAHAMAS Demetrius PINDER Ramon MILLER Chris BROWN Michael MATHIEU	BAH	5	0.155	3:00.30	Q	CR		
2	TRINIDAD AND TOBAGO Lalonde GORDON Renny QUOW Machel CEDENIO Jarrin SOLOMON	TTO	3	0.192	3:01.06	Q		SB	
3	CUBA William COLLAZO Raidel ACEA Adrian CHACÓN Yoandys LESCAJ	CUB	8	0.154	3:02.43	q		SB	
4	BELGIUM Kévin BORLÉE Julien WATRIN Dylan BORLÉE Jonathan BORLÉE	BEL	4	0.176	3:02.79			SB	
5	JAPAN Yusuke ISHITSUKA Yuzo KANEMARU Kaisei YUI Kazuya WATANABE	JPN	2	0.191	3:04.25			SB	
6	PUERTO RICO Héctor CARRASQUILLO Javier CULSON Wesley VAZQUEZ Carlos RODRÍGUEZ	PUR	6	0.220	3:05.00			SB	
7	POLAND Rafal OMELKO Kacper KOZLOWSKI Lukasz KRAWCZUK Marcin MARCINISZYN	POL	7	0.206	3:05.16			SB	

INTERMEDIATE TIMES	Lap	TEAM	TIME
	Lap 1	BAHAMAS	45.50
	Lap 2	BAHAMAS	1:30.00
	Lap 3	BAHAMAS	2:14.80

ALL-TIME TOP LIST				SEASON TOP LIST			
RESULT	TEAM	VENUE	DATE	RESULT	TEAM	VENUE	DATE
2:54.29	UNITED STATES (USA)	ttgart (Gottlieb-Daimler Stadium)	22 Aug 93	2:59.73	UNITED STATES (USA)	Gainesville, FL	5 Apr 14
2:56.60	GREAT BRITAIN & N.I. (GBR)	Atlanta, GA	3 Aug 96	3:00.30	BAHAMAS (BAH)	Nassau	24 May 14
2:56.72	BAHAMAS (BAH)	London (OP)	10 Aug 12	3:00.74	GREAT BRITAIN & N.I. (GBR)	Nassau	24 May 14
2:56.75	JAMAICA (JAM)	Athína	10 Aug 97	3:01.06	TRINIDAD AND TOBAGO (TTO)	Nassau	24 May 14
2:58.00	POLAND (POL)	Uniondale, NY	22 Jul 98	3:01.17	JAMAICA (JAM)	Nassau	24 May 14
2:58.06	RUSSIA (RUS)	Beijing (National Stadium)	23 Aug 08	3:01.96	VENEZUELA (VEN)	Nassau	24 May 14
2:58.56	BRAZIL (BRA)	Winnipeg	30 Jul 99	3:02.43	CUBA (CUB)	Nassau	24 May 14
2:58.68	NIGERIA (NGR)	Sydney	30 Sep 00	3:02.78	BRAZIL (BRA)	Nassau	24 May 14
2:58.96	FRANCE (FRA)	Paris Saint-Denis (Stade de France)	31 Aug 03	3:02.79	BELGIUM (BEL)	Nassau	24 May 14
2:59.13	CUBA (CUB)	Barcelona	7 Aug 92	3:03.74	FRANCE (FRA)	Nassau	24 May 14

RESULTS




4 x 800 Metres (8 laps) Men - Final

RECORDS	RESULT	TEAM	COUNTRY	VENUE	DATE
World Record WR	7:02.43	Kenya	KEN	Bruxelles	25 Aug 2006
Championship Record CR	7:08.40	Kenya	KEN	Nassau	24 May 2014
World Leading WL	7:08.40	Kenya	KEN	Nassau	24 May 2014
Area Record AR		National Record NR	National Record PB	Season Best SB	

24 May 2014 18:24 START TIME 30° C TEMPERATURE 62 % HUMIDITY

PLACE	TEAM	BIB	LANE	REACTION	RESULT	Fn	POINTS
1	KENYA Ferguson Cheruiyot ROTICH Sammy Kibet KIRONGO Job Koech KINYOR Alfred KIPKETER	KEN	2		7:08.40	CR	8
2	POLAND Karol KONIECZNY Szymon KRAWCZYK Marcin LEWANDOWSKI Adam KSZCZOT	POL	1		7:08.69	NR	7
3	UNITED STATES Michael RUTT Robby ANDREWS Brandon JOHNSON Duane SOLOMON	USA	8		7:09.06	SB	6
4	AUSTRALIA Joshua RALPH Ryan GREGSON Jordan WILLIAMSZ Jared WEST	AUS	3		7:11.48	AR	5
5	SPAIN Kevin LÓPEZ Luis Alberto MARCO Alejandro RODRÍGUEZ Francisco ROLDÁN	ESP	5		7:19.90	SB	4
6	MEXICO Bryan MARTINEZ César Daniel BELMAN Christopher SANDOVAL José María MARTÍNEZ	MEX	8		7:21.12	NR	3
7	BERMUDA Shaquille DILL Aaron EVANS Lamont MARSHALL Trey SIMONS	BER	7		7:21.87	PB	2
8	SLOVAK REPUBLIC Jozef REPCÍK Jozef PELIKÁN Dušan PÁLENÍK Tomas TIMORANSKY	SVK	6		7:32.87	NR	1
9	UGANDA Peter AGABA Julius MUTEKANGA Peter OKWERA Geoffrey Lukwiya AKENA	UGA	4		7:53.34	PB	



RESULTS
4 x 800 Metres (8 laps) Men - Final

INTERMEDIATE TIMES	Lap	Team	Time
	Lap 1	KENYA	50.70
	Lap 2	KENYA	1:46.00
	Lap 3	KENYA	2:36.40
	Lap 4	KENYA	3:31.70
	Lap 5	KENYA	4:21.70
	Lap 6	KENYA	5:19.60
	Lap 7	KENYA	6:08.60

ALL-TIME TOP LIST				SEASON TOP LIST			
RESULT	TEAM	VENUE	DATE	RESULT	TEAM	VENUE	DATE
7:02.43	KENYA (KEN)	Bruxelles	25 Aug 06	7:08.40	KENYA (KEN)	Nassau	24 May 14
7:02.82	UNITED STATES (USA)	Bruxelles	25 Aug 06	7:08.69	POLAND (POL)	Nassau	24 May 14
7:03.89	GREAT BRITAIN & N.I. (GBR)	London (Crystal Palace)	30 Aug 82	7:09.06	UNITED STATES (USA)	Nassau	24 May 14
7:04.70	SOUTH AFRICA (RSA)	Stuttgart	6 Jun 99	7:11.48	AUSTRALIA (AUS)	Nassau	24 May 14
7:06.66	QATAR (QAT)	Bruxelles	25 Aug 06	7:19.90	SPAIN (ESP)	Nassau	24 May 14
7:07.40	USSR (URS)	Moskva	5 Aug 84	7:21.12	MEXICO (MEX)	Nassau	24 May 14
7:08.6	FEDERAL REPUBLIC GERMANY (FRG)	Wiesbaden	13 Aug 66	7:21.87	BERMUDA (BER)	Nassau	24 May 14
7:08.69	POLAND (POL)	Nassau	24 May 14	7:32.87	SLOVAK REPUBLIC (SVK)	Nassau	24 May 14
7:11.3	ITALY (ITA)	Sheffield	5 Jun 92	7:53.34	UGANDA (UGA)	Nassau	24 May 14
7:11.42	BELARUS (BLR)	Portsmouth, GBR	5 Jun 93				



RACE ANALYSIS



4 x 800 Metres (8 laps) Men - Final

24 May 2014 18:24 START TIME 30° C TEMPERATURE 62 % HUMIDITY

PLACE	BIB	TEAM								RESULT
			Lap 1	Lap 2	Lap 3	Lap 4	Lap 5	Lap 6	Lap 7	
1	KEN	KENYA								7:08.40 CR
			50.70 (1)	1:46.00 (1) 55.30	2:36.40 (1) 50.40	3:31.70 (1) 55.30	4:21.70 (1) 50.00	5:19.60 (1) 57.90	6:08.60 (1) 49.00	59.80
2	POL	POLAND								7:08.69 NR
			53.70 (8)	1:48.90 (5) 55.20	2:41.80 (4) 52.90	3:38.00 (7) 56.20	4:28.80 (5) 50.80	5:23.90 (2) 55.10	6:15.00 (3) 51.10	53.69
3	USA	UNITED STATES								7:09.06 SB
			52.20 (2)	1:48.60 (4) 56.40	2:41.90 (5) 53.30	3:35.80 (2) 53.90	4:25.40 (2) 49.60	5:23.90 (3) 58.50	6:14.80 (2) 50.90	54.26
4	AUS	AUSTRALIA								7:11.48 AR
			53.50 (7)	1:49.60 (6) 56.10	2:42.80 (7) 53.20	3:37.90 (6) 55.10	4:29.00 (7) 51.10	5:24.20 (4) 55.20	6:15.30 (4) 51.10	56.18
5	ESP	SPAIN								7:19.90 SB
			52.80 (4)	1:48.10 (2) 55.30	2:41.70 (3) 53.60	3:37.50 (4) 55.80	4:28.90 (6) 51.40	5:27.00 (5) 58.10	6:21.20 (7) 54.20	58.70
6	MEX	MEXICO								7:21.12 NR
			52.60 (3)	1:50.00 (7) 57.40	2:42.10 (6) 52.10	3:37.90 (5) 55.80	4:28.60 (4) 50.70	5:27.90 (6) 59.30	6:20.90 (5) 53.00	1:00.22
7	BER	BERMUDA								7:21.87 PB
			53.30 (5)	1:48.40 (3) 55.10	2:41.50 (2) 53.10	3:36.60 (3) 55.10	4:27.90 (3) 51.30	5:28.50 (7) 1:00.60	6:21.20 (6) 52.70	1:00.67
8	SVK	SLOVAK REPUBLIC								7:32.87 NR
			53.40 (6)	1:51.10 (8) 57.70	2:45.00 (8) 53.90	3:42.30 (8) 57.30	4:37.90 (8) 55.60	5:38.50 (8) 1:00.60	6:34.60 (8) 56.10	58.27
9	UGA	UGANDA								7:53.34 PB
			56.30 (9)	1:57.40 (9) 1:01.10	2:49.00 (9) 51.60	3:47.90 (9) 58.90	4:45.90 (9) 58.00	5:50.10 (9) 1:04.20	6:45.40 (9) 55.30	1:07.94

RESULTS



4 x 100 Metres (1 lap) Women - Final B

RECORDS	RESULT	TEAM	COUNTRY	VENUE	DATE
World Record WR	40.82	United States	USA	London (OP)	10 Aug 2012
Championship Record CR	42.29	United States	USA	Nassau	24 May 2014
World Leading WL	42.29	United States	USA	Nassau	24 May 2014
Area Record AR		National Record NR	National Record PB	Season Best SB	

Final

24 May 2014

START TIME

TEMPERATURE HUMIDITY

PLACE	TEAM	BIB	LANE	REACTION	RESULT	Fn
	BRAZIL	BRA	2			
	Vanusa DOS SANTOS Franciela KRASUCKI Evelyn DOS SANTOS Rosângela SANTOS					
	FRANCE	FRA	7			
	Éloyse LESUEUR Céline DISTEL-BONNET Émilie GAYDU Stella AKAKPO					
	GREAT BRITAIN & N.I.	GBR	6			
	Asha PHILIP Bianca WILLIAMS Jodie WILLIAMS Desiree HENRY					
	GERMANY	GER	1			
	Yasmin KWADWO Inna WEIT Tatjana PINTO LOFAMAKANDA Verena SAILER					
	JAMAICA	JAM	5			
	Carrie RUSSELL Kerron STEWART Schillonie CALVERT Samantha HENRY-ROBINSON					
	NIGERIA	NGR	8			
	Gloria ASUMNU Blessing OKAGBARE Dominique DUNCAN Francesca OKWARA					
	TRINIDAD AND TOBAGO	TTO	3			
	Kamaria DURANT Michelle-Lee AHYE Reyare THOMAS Kai SELVON					
	UNITED STATES	USA	4			
	Tianna BARTOLETTA Alexandria ANDERSON Jeneba TARMOH LaKeisha LAWSON					

INTERMEDIATE TIMES	300m	CANADA	32.90
---------------------------	------	--------	-------


Final B

24 May 2014

20:47 START TIME

30° C 62 %
TEMPERATURE HUMIDITY

PLACE	TEAM	BIB	LANE	REACTION	RESULT	Fn
1	CANADA	CAN	5	0.161	43.33	SB



RESULTS
4 x 100 Metres (1 lap) Women - Final B

		Khamica BINGHAM Kimberly HYACINTHE Crystal EMMANUEL Shai-Anne DAVIS					
2	BAHAMAS	V'Alonée ROBINSON Sheniqua FERGUSON Caché ARMBRISTER Anthonique STRACHAN	BAH	6	0.149	43.46	SB
3	SWITZERLAND	Michelle CUENI Marisa LAVANCHY Mujinga KAMBUNDJI Léa SPRUNGER	SUI	4	0.159	43.55	
4	PUERTO RICO	Beatriz CRUZ Celiangeli MORALES Genoiska CANCEL Carol RODRÍGUEZ	PUR	3	0.305	43.99	SB
5	PR OF CHINA	Yujia TAO Yayun ZHU Huijun LIN Qiqi YUAN	CHN	8	0.154	44.09	SB
6	POLAND	Anna KIELBASINSKA Weronika WEDLER Marta JESCHKE Angelika STEPIEN	POL	7	0.200	44.59	
7	DOMINICAN REPUBLIC	María Luisa RODRÍGUEZ Fany CHALAS Marleni MEJIA Margarita MANZUETA	DOM	2	0.160	44.87	
8	BRITISH VIRGIN ISLANDS	Ashley KELLY Nelda HUGGINS Chantel MALONE Karene KING	IVB	1	0.174	45.06	

INTERMEDIATE TIMES	300m	CANADA	32.90
---------------------------	------	--------	-------

ALL-TIME TOP LIST				SEASON TOP LIST			
RESULT	TEAM	VENUE	DATE	RESULT	TEAM	VENUE	DATE
40.82	UNITED STATES (USA)	London (OP)	10 Aug 12	42.29	UNITED STATES (USA)	Nassau	24 May 14
41.29	JAMAICA (JAM)	Moskva (Luzhniki)	18 Aug 13	42.29	JAMAICA (JAM)	Nassau	24 May 14
41.37	GERMAN DEMOCRATIC REPUBLIC (GDR)	Canberra	6 Oct 85	42.59	TRINIDAD AND TOBAGO (TTO)	Nassau	24 May 14
41.49	RUSSIA (RUS)	Stuttgart (Gottlieb-Daimler Stadium)	22 Aug 93	42.77	NIGERIA (NGR)	Nassau	24 May 14
41.78	FRANCE (FRA)	Paris Saint-Denis (Stade de France)	30 Aug 03	42.91	GREAT BRITAIN & N.I. (GBR)	Gainesville, FL	19 Apr 14
41.91	GERMANY (GER)	Tokyo	31 Aug 91	42.92	GERMANY (GER)	Nassau	24 May 14
41.92	BAHAMAS (BAH)	Sevilla	29 Aug 99	43.22	BRAZIL (BRA)	Nassau	24 May 14
42.01	USSR (URS)	Seoul (Olympic Stadium)	1 Oct 88	43.33	CANADA (CAN)	Nassau	24 May 14
42.04	UKRAINE (UKR)	London (OP)	10 Aug 12	43.35	FRANCE (FRA)	Nassau	24 May 14
42.23	PR OF CHINA (CHN)	Shanghai	23 Oct 97	43.41	SWITZERLAND (SUI)	Nassau	24 May 14

RESULTS



4 x 100 Metres (1 lap) Women - Final


RECORDS	RESULT	TEAM	COUNTRY	VENUE	DATE
World Record WR	40.82	United States	USA	London (OP)	10 Aug 2012
Championship Record CR	41.88	United States	USA	Nassau	24 May 2014
World Leading WL	41.88	United States	USA	Nassau	24 May 2014
Area Record AR		National Record NR	National Record PB	Season Best SB	

Final

24 May 2014 20:56 START TIME 30° C TEMPERATURE 62 % HUMIDITY

PLACE	TEAM	BIB	LANE	REACTION	RESULT	Fn	POINTS
1	UNITED STATES Tianna BARTOLETTA Alexandria ANDERSON Jeneba TARMOH LaKeisha LAWSON	USA	4	0.188	41.88	CR	8
2	JAMAICA Carrie RUSSELL Kerron STEWART Schillonie CALVERT Samantha HENRY-ROBINSON	JAM	5	0.158	42.28	SB	7
3	TRINIDAD AND TOBAGO Kamaria DURANT Michelle-Lee AHYE Reyare THOMAS Kai SELVON	TTO	3	0.162	42.66		6
4	NIGERIA Gloria ASUMNU Blessing OKAGBARE Dominique DUNCAN Francesca OKWARA	NGR	8	0.171	42.67	SB	5
5	GREAT BRITAIN & N.I. Asha PHILIP Bianca WILLIAMS Jodie WILLIAMS Desiree HENRY	GBR	6	0.135	42.75	SB	4
6	GERMANY Yasmin KWADWO Inna WEIT Tatjana PINTO LOFAMAKANDA Verena SAILER	GER	1	0.141	43.38		3
7	BRAZIL Vanusa DOS SANTOS Franciela KRASUCKI Evelyn DOS SANTOS Rosângela SANTOS	BRA	2	0.185	43.67		2
8	FRANCE Éloïse LESUEUR Céline DISTEL-BONNET Émilie GAYDU Stella AKAKPO	FRA	7	0.159	43.76		1

INTERMEDIATE TIMES	300m	UNITED STATES	31.70
---------------------------	------	---------------	-------



RESULTS
4 x 100 Metres (1 lap) Women - Final

ALL-TIME TOP LIST				SEASON TOP LIST			
RESULT	TEAM	VENUE	DATE	RESULT	TEAM	VENUE	DATE
40.82	UNITED STATES (USA)	London (OP)	10 Aug 12	41.88	UNITED STATES (USA)	Nassau	24 May 14
41.29	JAMAICA (JAM)	Moskva (Luzhniki)	18 Aug 13	42.28	JAMAICA (JAM)	Nassau	24 May 14
41.37	GERMAN DEMOCRATIC REPUBLIC (GDR)	Canberra	6 Oct 85	42.59	TRINIDAD AND TOBAGO (TTO)	Nassau	24 May 14
41.49	RUSSIA (RUS)	Stuttgart (Gottlieb-Daimler Stadium)	22 Aug 93	42.67	NIGERIA (NGR)	Nassau	24 May 14
41.78	FRANCE (FRA)	Paris Saint-Denis (Stade de France)	30 Aug 03	42.75	GREAT BRITAIN & N.I. (GBR)	Nassau	24 May 14
41.91	GERMANY (GER)	Tokyo	31 Aug 91	42.92	GERMANY (GER)	Nassau	24 May 14
41.92	BAHAMAS (BAH)	Sevilla	29 Aug 99	43.22	BRAZIL (BRA)	Nassau	24 May 14
42.01	USSR (URS)	Seoul (Olympic Stadium)	1 Oct 88	43.33	CANADA (CAN)	Nassau	24 May 14
42.04	UKRAINE (UKR)	London (OP)	10 Aug 12	43.35	FRANCE (FRA)	Nassau	24 May 14
42.23	PR OF CHINA (CHN)	Shanghai	23 Oct 97	43.41	SWITZERLAND (SUI)	Nassau	24 May 14



RESULTS



4 x 100 Metres (1 lap) Women - Final

RECORDS	RESULT	TEAM	COUNTRY	VENUE	DATE
World Record WR	40.82	United States	USA	London (OP)	10 Aug 2012
Championship Record CR	41.88	United States	USA	Nassau	24 May 2014
World Leading WL	41.88	United States	USA	Nassau	24 May 2014
Area Record AR		National Record NR	National Record PB	Season Best SB	

Final

24 May 2014 20:56 START TIME 30° C TEMPERATURE 62 % HUMIDITY

PLACE	TEAM	BIB	LANE	REACTION	RESULT	Fn	POINTS
1	UNITED STATES Tianna BARTOLETTA Alexandria ANDERSON Jeneba TARMOH LaKeisha LAWSON	USA	4	0.188	41.88 *WC CR		8
2	JAMAICA Carrie RUSSELL Kerron STEWART Schillonie CALVERT Samantha HENRY-ROBINSON	JAM	5	0.158	42.28 *WC SB		7
3	TRINIDAD AND TOBAGO Kamaria DURANT Michelle-Lee AHYE Reyare THOMAS Kai SELVON	TTO	3	0.162	42.66 *WC		6
4	NIGERIA Gloria ASUMNU Blessing OKAGBARE Dominique DUNCAN Francesca OKWARA	NGR	8	0.171	42.67 *WC SB		5
5	GREAT BRITAIN & N.I. Asha PHILIP Bianca WILLIAMS Jodie WILLIAMS Desiree HENRY	GBR	6	0.135	42.75 *WC SB		4
6	GERMANY Yasmin KWADWO Inna WEIT Tatjana PINTO LOFAMAKANDA Verena SAILER	GER	1	0.141	43.38 *WC		3
7	BRAZIL Vanusa DOS SANTOS Franciela KRASUCKI Evelyn DOS SANTOS Rosângela SANTOS	BRA	2	0.185	43.67 *WC		2
8	FRANCE Éloyse LESUEUR Céline DISTEL-BONNET Émilie GAYDU Stella AKAKPO	FRA	7	0.159	43.76 *WC		1

NOTE IAAF Rule *WC - Qualified for WORLD CHAMPIONSHIPS

INTERMEDIATE TIMES 300m UNITED STATES 31.70

Final B

24 May 2014 20:47 START TIME 30° C TEMPERATURE 62 % HUMIDITY

PLACE	TEAM	BIB	LANE	REACTION	RESULT	Fn	POINTS
1	CANADA	CAN	5	0.161	43.33 SB		

Timing by SEIKO

Data Processing by CANON


AT-4X1-W-f----.RS6..v1

Issued at 22:24 on Saturday, 24 May 2014

1 2

Official IAAF Partners





RESULTS
4 x 100 Metres (1 lap) Women - Final

		Khamica BINGHAM Kimberly HYACINTHE Crystal EMMANUEL Shai-Anne DAVIS					
2	BAHAMAS	V'Alonée ROBINSON Sheniqua FERGUSON Caché ARMBRISTER Anthonique STRACHAN	BAH	6	0.149	43.46	SB
3	SWITZERLAND	Michelle CUENI Marisa LAVANCHY Mujinga KAMBUNDJI Léa SPRUNGER	SUI	4	0.159	43.55	
4	PUERTO RICO	Beatriz CRUZ Celiangeli MORALES Genoiska CANCEL Carol RODRÍGUEZ	PUR	3	0.305	43.99	SB
5	PR OF CHINA	Yujia TAO Yayun ZHU Huijun LIN Qiqi YUAN	CHN	8	0.154	44.09	SB
6	POLAND	Anna KIELBASINSKA Weronika WEDLER Marta JESCHKE Angelika STEPIEN	POL	7	0.200	44.59	
7	BRITISH VIRGIN ISLANDS	Ashley KELLY Nelda HUGGINS Chantel MALONE Karene KING	IVB	1	0.174	45.06	
	DOMINICAN REPUBLIC	María Luisa RODRÍGUEZ Fany CHALAS Marleni MEJIA Margarita MANZUETA	DOM	2	0.160	DQ 170.7	

NOTE IAAF Rule 170.7 - Passing the baton outside the takeover zone

INTERMEDIATE TIMES 300m UNITED STATES 31.70

ALL-TIME TOP LIST				SEASON TOP LIST			
RESULT	TEAM	VENUE	DATE	RESULT	TEAM	VENUE	DATE
40.82	UNITED STATES (USA)	London (OP)	10 Aug 12	41.88	UNITED STATES (USA)	Nassau	24 May 14
41.29	JAMAICA (JAM)	Moskva (Luzhniki)	18 Aug 13	42.28	JAMAICA (JAM)	Nassau	24 May 14
41.37	GERMAN DEMOCRATIC REPUBLIC (GDR)	Canberra	6 Oct 85	42.59	TRINIDAD AND TOBAGO (TTO)	Nassau	24 May 14
41.49	RUSSIA (RUS)	Stuttgart (Gottlieb-Daimler Stadium)	22 Aug 93	42.67	NIGERIA (NGR)	Nassau	24 May 14
41.78	FRANCE (FRA)	Paris Saint-Denis (Stade de France)	30 Aug 03	42.75	GREAT BRITAIN & N.I. (GBR)	Nassau	24 May 14
41.91	GERMANY (GER)	Tokyo	31 Aug 91	42.92	GERMANY (GER)	Nassau	24 May 14
41.92	BAHAMAS (BAH)	Sevilla	29 Aug 99	43.22	BRAZIL (BRA)	Nassau	24 May 14
42.01	USSR (URS)	Seoul (Olympic Stadium)	1 Oct 88	43.33	CANADA (CAN)	Nassau	24 May 14
42.04	UKRAINE (UKR)	London (OP)	10 Aug 12	43.35	FRANCE (FRA)	Nassau	24 May 14
42.23	PR OF CHINA (CHN)	Shanghai	23 Oct 97	43.41	SWITZERLAND (SUI)	Nassau	24 May 14

RESULT PROGRESSION

4 x 100 Metres (1 lap) Women - Final




RECORDS	RESULT	TEAM	COUNTRY	VENUE	DATE
World Record WR	40.82	United States	USA	London (OP)	10 Aug 2012
Championship Record CR	41.88	United States	USA	Nassau	24 May 2014
World Leading WL	41.88	United States	USA	Nassau	24 May 2014
Area Record AR		National Record NR	National Record PB	Season Best SB	

24 May 2014

RANK	BIB	TEAM	PHASE	HEAT	LANE	PLACE	RESULT	POINTS
1		USA UNITED STATES	Final	1	4	1	41.88 CR	8
			Round 1	1	3	1	42.29 Q CR	
2		JAM JAMAICA	Final	1	5	2	42.28 SB	7
			Round 1	2	4	1	42.29 Q CR	
3		TTO TRINIDAD AND TOBAGO	Final	1	3	3	42.66	6
			Round 1	1	8	3	42.59 Q SB	
4		NGR NIGERIA	Final	1	8	4	42.67 SB	5
			Round 1	2	5	4	42.77 Q SB	
5		GBR GREAT BRITAIN & N.I.	Final	1	6	5	42.75 SB	4
			Round 1	3	6	6	43.20 Q	
6		GER GERMANY	Final	1	1	6	43.38	3
			Round 1	1	4	5	42.92 q SB	
7		BRA BRAZIL	Final	1	2	7	43.67	2
			Round 1	2	7	7	43.22 q SB	
8		FRA FRANCE	Final	1	7	8	43.76	1
			Round 1	3	3	8	43.35 Q SB	

NOTE IAAF Rule 170.7 - Passing the baton outside the takeover zone

ALL-TIME TOP LIST				SEASON TOP LIST			
RESULT	TEAM	VENUE	DATE	RESULT	TEAM	VENUE	DATE
40.82	UNITED STATES (USA)	London (OP)	10 Aug 12	41.88	UNITED STATES (USA)	Nassau	24 May 14
41.29	JAMAICA (JAM)	Moskva (Luzhniki)	18 Aug 13	42.28	JAMAICA (JAM)	Nassau	24 May 14
41.37	GERMAN DEMOCRATIC REPUBLIC (GDR)	Canberra	6 Oct 85	42.59	TRINIDAD AND TOBAGO (TTO)	Nassau	24 May 14
41.49	RUSSIA (RUS)	Stuttgart (Gottlieb-Daimler Stadium)	22 Aug 93	42.67	NIGERIA (NGR)	Nassau	24 May 14
41.78	FRANCE (FRA)	Paris Saint-Denis (Stade de France)	30 Aug 03	42.75	GREAT BRITAIN & N.I. (GBR)	Nassau	24 May 14
41.91	GERMANY (GER)	Tokyo	31 Aug 91	42.92	GERMANY (GER)	Nassau	24 May 14
41.92	BAHAMAS (BAH)	Sevilla	29 Aug 99	43.22	BRAZIL (BRA)	Nassau	24 May 14
42.01	USSR (URS)	Seoul (Olympic Stadium)	1 Oct 88	43.33	CANADA (CAN)	Nassau	24 May 14
42.04	UKRAINE (UKR)	London (OP)	10 Aug 12	43.35	FRANCE (FRA)	Nassau	24 May 14
42.23	PR OF CHINA (CHN)	Shanghai	23 Oct 97	43.41	SWITZERLAND (SUI)	Nassau	24 May 14



SUMMARY



4 x 100 Metres (1 lap) Women - Round 1

First 2 in each heat (Q) and the next 2 fastest (q) advance to the Final
The next 8 fastest advance to the Final B

RECORDS	RESULT	TEAM	COUNTRY	VENUE	DATE
World Record WR	40.82	United States	USA	London (OP)	10 Aug 2012
Championship Record CR	42.29	United States	USA	Nassau	24 May 2014
World Leading WL	42.29	United States	USA	Nassau	24 May 2014
Area Record AR		National Record NR	National Record PB	Season Best SB	

24 May 2014

RANK	PLACE	HEAT	LANE	BIB	TEAM	REACTION	RESULT	
1	1	2	4	JAM	JAMAICA	0.182	42.29 Q	CR
1	1	1	3	USA	UNITED STATES	0.171	42.29 Q	CR
3	2	1	8	TTO	TRINIDAD AND TOBAGO	0.188	42.59 Q	SB
4	2	2	5	NGR	NIGERIA	0.155	42.77 Q	SB
5	3	1	4	GER	GERMANY	0.175	42.92 q	SB
6	1	3	6	GBR	GREAT BRITAIN & N.I.	0.154	43.20 Q	
7	3	2	7	BRA	BRAZIL	0.195	43.22 q	SB
8	2	3	3	FRA	FRANCE	0.191	43.35 Q	SB
9	4	1	6	SUI	SWITZERLAND	0.184	43.41	SB
10	3	3	7	BAH	BAHAMAS	0.152	43.54	SB
11	4	2	8	CAN	CANADA	0.206	43.69	SB
12	4	3	4	PUR	PUERTO RICO	0.182	44.04	SB
13	5	3	8	POL	POLAND	0.210	44.07	SB
14	5	2	3	CHN	PR OF CHINA	0.149	44.12	SB
15	5	1	5	DOM	DOMINICAN REPUBLIC	0.143	44.30	SB
16	6	2	6	IVB	BRITISH VIRGIN ISLANDS	0.186	44.53	SB
17	7	2	2	VEN	VENEZUELA	0.236	44.64	SB
18	6	3	5	JPN	JAPAN	0.148	44.66	
19	6	1	7	AUS	AUSTRALIA	0.151	44.69	

Final

Final B

ALL-TIME TOP LIST				SEASON TOP LIST			
RESULT	TEAM	VENUE	DATE	RESULT	TEAM	VENUE	DATE
40.82	UNITED STATES (USA)	London (OP)	10 Aug 12	42.29	UNITED STATES (USA)	Nassau	24 May 14
41.29	JAMAICA (JAM)	Moskva (Luzhniki)	18 Aug 13	42.29	JAMAICA (JAM)	Nassau	24 May 14
41.37	GERMAN DEMOCRATIC REPUBLIC (GDR)	Canberra	6 Oct 85	42.59	TRINIDAD AND TOBAGO (TTO)	Nassau	24 May 14
41.49	RUSSIA (RUS)	Stuttgart (Gottlieb-Daimler Stadium)	22 Aug 93	42.77	NIGERIA (NGR)	Nassau	24 May 14
41.78	FRANCE (FRA)	Paris Saint-Denis (Stade de France)	30 Aug 03	42.91	GREAT BRITAIN & N.I. (GBR)	Gainesville, FL	19 Apr 14
41.91	GERMANY (GER)	Tokyo	31 Aug 91	42.92	GERMANY (GER)	Nassau	24 May 14
41.92	BAHAMAS (BAH)	Sevilla	29 Aug 99	43.22	BRAZIL (BRA)	Nassau	24 May 14
42.01	USSR (URS)	Seoul (Olympic Stadium)	1 Oct 88	43.35	FRANCE (FRA)	Nassau	24 May 14
42.04	UKRAINE (UKR)	London (OP)	10 Aug 12	43.41	SWITZERLAND (SUI)	Nassau	24 May 14
42.23	PR OF CHINA (CHN)	Shanghai	23 Oct 97	43.54	BAHAMAS (BAH)	Nassau	24 May 14

RESULTS



4 x 100 Metres (1 lap) Women - Round 1

First 2 in each heat (Q) and the next 2 fastest (q) advance to the Final
The next 8 fastest advance to the Final B

RECORDS	RESULT	TEAM	COUNTRY	VENUE	DATE
World Record WR	40.82	United States	USA	London (OP)	10 Aug 2012
Championship Record CR	42.29	United States	USA	Nassau	24 May 2014
World Leading WL	42.29	United States	USA	Nassau	24 May 2014
Area Record AR		National Record NR	National Record PB	Season Best SB	

Heat 1


3

24 May 2014 17:55 START TIME

30° C TEMPERATURE 62 % HUMIDITY

PLACE	TEAM	BIB	LANE	REACTION	RESULT	Q	SB	CR	Fn
1	UNITED STATES Tianna BARTOLETTA Alexandria ANDERSON Jeneba TARMOH LaKeisha LAWSON	USA	3	0.171	42.29	Q		CR	
2	TRINIDAD AND TOBAGO Kamaria DURANT Michelle-Lee AHYE Reyare THOMAS Kai SELVON	TTO	8	0.188	42.59	Q		SB	
3	GERMANY Yasmin KWADWO Inna WEIT Tatjana PINTO LOFAMAKANDA Verena SAILER	GER	4	0.175	42.92	q		SB	
4	SWITZERLAND Michelle CUENI Marisa LAVANCHY Mujinga KAMBUNDJI Léa SPRUNGER	SUI	6	0.184	43.41			SB	
5	DOMINICAN REPUBLIC Lavonne IDLETTE Fany CHALAS Marleni MEJIA Margarita MANZUETA	DOM	5	0.143	44.30			SB	
6	AUSTRALIA Margaret GAYEN Ella NELSON Monica BRENNAN Elly GRAF	AUS	7	0.151	44.69				

INTERMEDIATE TIMES	300m	UNITED STATES	31.80
--------------------	------	---------------	-------



RESULTS
4 x 100 Metres (1 lap) Women - Round 1

Heat 2 **3**

24 May 2014 18:05 START TIME 30° C TEMPERATURE 62 % HUMIDITY

PLACE	TEAM	BIB	LANE	REACTION	RESULT	Q	CR	SB	Fn
1	JAMAICA Carrie RUSSELL Kerron STEWART Schillonie CALVERT Samantha HENRY-ROBINSON	JAM	4	0.182	42.29	Q	CR		
2	NIGERIA Gloria ASUMNU Blessing OKAGBARE Dominique DUNCAN Francesca OKWARA	NGR	5	0.155	42.77	Q		SB	
3	BRAZIL Vanusa DOS SANTOS Franciela KRASUCKI Evelyn DOS SANTOS Rosângela SANTOS	BRA	7	0.195	43.22	q		SB	
4	CANADA Khamica BINGHAM Kimberly HYACINTHE Crystal EMMANUEL Shai-Anne DAVIS	CAN	8	0.206	43.69			SB	
5	PR OF CHINA Yujia TAO Lingwei KONG Huijun LIN Qiqi YUAN	CHN	3	0.149	44.12			SB	
6	BRITISH VIRGIN ISLANDS Ashley KELLY Nelida HUGGINS Chantel MALONE Karene KING	IVB	6	0.186	44.53			SB	
7	VENEZUELA Wilmary ÁLVAREZ Andrea PURICA Nediam VARGAS Nercely SOTO	VEN	2	0.236	44.64			SB	

INTERMEDIATE TIMES	300m	JAMAICA	32.00
--------------------	------	---------	-------





RESULTS
4 x 100 Metres (1 lap) Women - Round 1

Heat 3 **3**

24 May 2014 18:13 START TIME 30° C TEMPERATURE 62 % HUMIDITY

PLACE	TEAM	BIB	LANE	REACTION	RESULT	Fn
1	GREAT BRITAIN & N.I. Asha PHILIP Anyika ONUORA Jodie WILLIAMS Desiree HENRY	GBR	6	0.154	43.20	Q
2	FRANCE Éloyse LESUEUR Céline DISTEL-BONNET Émilie GAYDU Stella AKAKPO	FRA	3	0.191	43.35	Q SB
3	BAHAMAS V'Alonée ROBINSON Sheniqua FERGUSON Tayla CARTER Anthonique STRACHAN	BAH	7	0.152	43.54	SB
4	PUERTO RICO Beatriz CRUZ Celiangeli MORALES Genoiska CANCEL Carol RODRÍGUEZ	PUR	4	0.182	44.04	SB
5	POLAND Anna KIELBASINSKA Weronika WEDLER Marta JESCHKE Ewelina PTAK	POL	8	0.210	44.07	SB
6	JAPAN Saori KITAKAZE Anna DOI Mayumi WATANABE Kana ICHIKAWA	JPN	5	0.148	44.66	

INTERMEDIATE TIMES 300m GREAT BRITAIN & N.I. 32.80

ALL-TIME TOP LIST				SEASON TOP LIST			
RESULT	TEAM	VENUE	DATE	RESULT	TEAM	VENUE	DATE
40.82	UNITED STATES (USA)	London (OP)	10 Aug 12	42.29	UNITED STATES (USA)	Nassau	24 May 14
41.29	JAMAICA (JAM)	Moskva (Luzhniki)	18 Aug 13	42.29	JAMAICA (JAM)	Nassau	24 May 14
41.37	GERMAN DEMOCRATIC REPUBLIC (GDR)	Canberra	6 Oct 85	42.59	TRINIDAD AND TOBAGO (TTO)	Nassau	24 May 14
41.49	RUSSIA (RUS)	Stuttgart (Gottlieb-Daimler Stadium)	22 Aug 93	42.77	NIGERIA (NGR)	Nassau	24 May 14
41.78	FRANCE (FRA)	Paris Saint-Denis (Stade de France)	30 Aug 03	42.91	GREAT BRITAIN & N.I. (GBR)	Gainesville, FL	19 Apr 14
41.91	GERMANY (GER)	Tokyo	31 Aug 91	42.92	GERMANY (GER)	Nassau	24 May 14
41.92	BAHAMAS (BAH)	Sevilla	29 Aug 99	43.22	BRAZIL (BRA)	Nassau	24 May 14
42.01	USSR (URS)	Seoul (Olympic Stadium)	1 Oct 88	43.35	FRANCE (FRA)	Nassau	24 May 14
42.04	UKRAINE (UKR)	London (OP)	10 Aug 12	43.41	SWITZERLAND (SUI)	Nassau	24 May 14
42.23	PR OF CHINA (CHN)	Shanghai	23 Oct 97	43.54	BAHAMAS (BAH)	Nassau	24 May 14



SUMMARY



4 x 400 Metres (4 laps) Women - Round 1


First 3 in each heat (Q) and the next 2 fastest (q) advance to the Final
The next 8 fastest advance to the Final B

RECORDS	RESULT	TEAM	COUNTRY	VENUE	DATE
World Record WR	3:15.17	USSR	URS	Seoul (Olympic Stadium)	1 Oct 1988
Championship Record CR	3:23.84	United States	USA	Nassau	24 May 2014
World Leading WL	3:23.84	United States	USA	Nassau	24 May 2014
Area Record AR		National Record NR		National Record PB	Season Best SB

24 May 2014

RANK	PLACE	HEAT	LANE	BIB	TEAM	REACTION	RESULT	
1	1	2	5	USA	UNITED STATES	0.188	3:23.84 Q	CR
2	2	2	3	JAM	JAMAICA	0.187	3:24.95 Q	SB
3	1	1	4	NGR	NIGERIA	0.369	3:27.07 Q	CR
4	3	2	4	GBR	GREAT BRITAIN & N.I.	0.266	3:27.30 Q	SB
5	4	2	6	POL	POLAND	0.173	3:27.37 q	SB
6	5	2	8	FRA	FRANCE	0.193	3:28.93 q	SB
7	2	1	7	BRA	BRAZIL	0.232	3:30.37 Q	SB
8	3	1	3	ITA	ITALY	0.206	3:30.67 Q	SB
Final								
9	4	1	8	TTO	TRINIDAD AND TOBAGO	0.204	3:30.91	SB
10	6	2	7	AUS	AUSTRALIA	0.186	3:30.92	SB
11	5	1	6	CAN	CANADA	0.285	3:34.60	SB
12	6	1	5	BAH	BAHAMAS	0.219	3:54.65	
		1	2	RUS	RUSSIA		DNS	
Final B								

ALL-TIME TOP LIST				SEASON TOP LIST			
RESULT	TEAM	VENUE	DATE	RESULT	TEAM	VENUE	DATE
3:15.17	USSR (URS)	Seoul (Olympic Stadium)	1 Oct 88	3:23.84	UNITED STATES (USA)	Nassau	24 May 14
3:15.51	UNITED STATES (USA)	Seoul (Olympic Stadium)	1 Oct 88	3:24.95	JAMAICA (JAM)	Nassau	24 May 14
3:15.92	GERMAN DEMOCRATIC REPUBLIC (GDR)	Erfurt	3 Jun 84	3:27.07	NIGERIA (NGR)	Nassau	24 May 14
3:18.38	RUSSIA (RUS)	Stuttgart (Gottlieb-Daimler Stadium)	22 Aug 93	3:27.30	GREAT BRITAIN & N.I. (GBR)	Nassau	24 May 14
3:18.71	JAMAICA (JAM)	Daegu	3 Sep 11	3:27.37	POLAND (POL)	Nassau	24 May 14
3:20.04	GREAT BRITAIN & N.I. (GBR)	Osaka (Nagai Stadium)	2 Sep 07	3:28.93	FRANCE (FRA)	Nassau	24 May 14
3:20.92	GERMANY (GER)	Athina	10 Aug 97	3:30.37	BRAZIL (BRA)	Nassau	24 May 14
3:21.04	NIGERIA (NGR)	Atlanta, GA	3 Aug 96	3:30.67	ITALY (ITA)	Nassau	24 May 14
3:21.21	CANADA (CAN)	Los Angeles, CA	11 Aug 84	3:30.91	TRINIDAD AND TOBAGO (TTO)	Nassau	24 May 14
3:21.85	BELARUS (BLR)	Beijing (National Stadium)	23 Aug 08	3:30.92	AUSTRALIA (AUS)	Nassau	24 May 14



RESULTS



4 x 400 Metres (4 laps) Women - Round 1

First 3 in each heat (Q) and the next 2 fastest (q) advance to the Final
The next 8 fastest advance to the Final B

RECORDS	RESULT	TEAM	COUNTRY	VENUE	DATE
World Record WR	3:15.17	USSR	URS	Seoul (Olympic Stadium)	1 Oct 1988
Championship Record CR	3:23.84	United States	USA	Nassau	24 May 2014
World Leading WL	3:23.84	United States	USA	Nassau	24 May 2014
Area Record AR		National Record NR	National Record PB	Season Best SB	

Heat 1

2


24 May 2014 18:47 START TIME

30° C TEMPERATURE 62 % HUMIDITY

PLACE	TEAM	BIB	LANE	REACTION	RESULT	Q	SB	CR	Fn
1	NIGERIA Folasade ABUGAN Regina GEORGE Bukola ABOGUNLOKO Patience Okon GEORGE	NGR	4	0.369	3:27.07	Q		CR	
2	BRAZIL Joelma SOUSA Liliane FERNANDES Jailma DE LIMA Geisa Aparecida COUTINHO	BRA	7	0.232	3:30.37	Q		SB	
3	ITALY Chiara BAZZONI Maria Enrica SPACCA Elena Maria BONFANTI Libania GRENOT	ITA	3	0.206	3:30.67	Q		SB	
4	TRINIDAD AND TOBAGO Shawna FERMIN Domonique WILLIAMS Romona MODESTE Alena BROOKS	TTO	8	0.204	3:30.91			SB	
5	CANADA Carline MUIR Jenna MARTIN Wendy Fawn DORR Noelle MONTCALM	CAN	6	0.285	3:34.60			SB	
6	BAHAMAS Lanece CLARKE Shakeitha HENFIELD Christine AMERTIL Miriam BYFIELD	BAH	5	0.219	3:54.65				
	RUSSIA	RUS	2		DNS				

INTERMEDIATE TIMES	Lap	TEAM	TIME
	Lap 1	CANADA	52.40
	Lap 2		
	Lap 3		





RESULTS
4 x 400 Metres (4 laps) Women - Round 1

Heat 2 **2**

24 May 2014 19:00 START TIME 30° C TEMPERATURE 62 % HUMIDITY

PLACE	TEAM	BIB	LANE	REACTION	RESULT	Q	FR
1	UNITED STATES Deedee TROTTER Sanya RICHARDS-ROSS Monica HARGROVE Jessica BEARD	USA	5	0.188	3:23.84	Q	CR
2	JAMAICA Christine DAY Anastasia LE-ROY Shericka JACKSON Kaliese SPENCER	JAM	3	0.187	3:24.95	Q	SB

ALL-TIME TOP LIST				SEASON TOP LIST			
RESULT	TEAM	VENUE	DATE	RESULT	TEAM	VENUE	DATE
3:15.17	USSR (URS)	Seoul (Olympic Stadium)	1 Oct 88	3:23.84	UNITED STATES (USA)	Nassau	24 May 14
3:15.51	UNITED STATES (USA)	Seoul (Olympic Stadium)	1 Oct 88	3:24.95	JAMAICA (JAM)	Nassau	24 May 14
3:15.92	GERMAN DEMOCRATIC REPUBLIC (GDR)	Erfurt	3 Jun 84	3:27.07	NIGERIA (NGR)	Nassau	24 May 14
3:18.38	RUSSIA (RUS)	Stuttgart (Gottlieb-Daimler Stadium)	22 Aug 93	3:27.30	GREAT BRITAIN & N.I. (GBR)	Nassau	24 May 14
3:18.71	JAMAICA (JAM)	Daegu	3 Sep 11	3:27.37	POLAND (POL)	Nassau	24 May 14
3:20.04	GREAT BRITAIN & N.I. (GBR)	Osaka (Nagai Stadium)	2 Sep 07	3:28.93	FRANCE (FRA)	Nassau	24 May 14
3:20.92	GERMANY (GER)	Athina	10 Aug 97	3:30.37	BRAZIL (BRA)	Nassau	24 May 14
3:21.04	NIGERIA (NGR)	Atlanta, GA	3 Aug 96	3:30.67	ITALY (ITA)	Nassau	24 May 14
3:21.21	CANADA (CAN)	Los Angeles, CA	11 Aug 84	3:30.91	TRINIDAD AND TOBAGO (TTO)	Nassau	24 May 14
3:21.85	BELARUS (BLR)	Beijing (National Stadium)	23 Aug 08	3:30.92	AUSTRALIA (AUS)	Nassau	24 May 14



RESULTS



4 x 1500 Metres (15 laps) Women - Final

RECORDS	RESULT	TEAM	COUNTRY	VENUE	DATE
World Record WR	16:33.58	Kenya	KEN	Nassau	24 May 2014
Championship Record CR	16:33.58	Kenya	KEN	Nassau	24 May 2014
World Leading WL	16:33.58	Kenya	KEN	Nassau	24 May 2014
Area Record AR	National Record NR	National Record PB	Season Best SB		

24 May 2014 19:51 START TIME 30° C TEMPERATURE 62 % HUMIDITY

PLACE	TEAM	BIB	LANE	REACTION	RESULT	Fn	POINTS
1	KENYA Mercy CHERONO Faith Chepngetich KIPYEGON Irene JELAGAT Hellen Onsando OBIRI	KEN	3		16:33.58	WR	8
2	UNITED STATES Heather KAMPF Katie MACKEY Kate GRACE Brenda MARTINEZ	USA	2		16:55.33	AR	7
3	AUSTRALIA Zoe BUCKMAN Bridey DELANEY Brittany MCGOWAN Melissa DUNCAN	AUS	1		17:08.65	AR	6
4	ROMANIA Claudia BOBOCEA Florina PIERDEVARA Anca Maria BUNEA Lenuta Ptronela SIMIUC	ROU	4		17:51.48	NR	5

INTERMEDIATE TIMES	Lap	TEAM	TIME
	Lap 1	UNITED STATES	1:08.20
	Lap 2	UNITED STATES	2:17.60
	Lap 3	KENYA	3:21.80
	Lap 4	KENYA	4:25.10
	Lap 5	KENYA	5:33.50
	Lap 6	KENYA	6:38.90
	Lap 7	KENYA	7:43.30
	Lap 8	KENYA	8:46.20
	Lap 9	KENYA	9:51.60
	Lap 10	KENYA	11:00.30
	Lap 11	KENYA	12:09.80
	Lap 12	KENYA	13:09.10
	Lap 13	KENYA	14:13.90
	Lap 14	KENYA	15:24.50

ALL-TIME TOP LIST				SEASON TOP LIST			
RESULT	TEAM	VENUE	DATE	RESULT	TEAM	VENUE	DATE
16:33.58	KENYA (KEN)	Nassau	24 May 14	16:33.58	KENYA (KEN)	Nassau	24 May 14
16:55.33	UNITED STATES (USA)	Nassau	24 May 14	16:55.33	UNITED STATES (USA)	Nassau	24 May 14
17:08.65	AUSTRALIA (AUS)	Nassau	24 May 14	17:08.65	AUSTRALIA (AUS)	Nassau	24 May 14
17:19.09	IRELAND (IRL)	London (BP)	25 Jun 00	17:51.48	ROMANIA (ROU)	Nassau	24 May 14
17:33.64	RUSSIA (RUS)	Sochi	17 Aug 08				
17:34.58	GREAT BRITAIN & N.I. (GBR)	Grangemouth	17 Aug 06				
17:43.79	ITALY (ITA)	Rieti	3 Jun 95				
17:51.48	ROMANIA (ROU)	Nassau	24 May 14				
18:10.75	CANADA (CAN)	Philadelphia, PA	27 Apr 01				

RACE ANALYSIS



4 x 1500 Metres (15 laps) Women - Final

24 May 2014 19:51 START TIME 30° C TEMPERATURE 62 % HUMIDITY

PLACE	BIB	TEAM	Lap 1	Lap 2	Lap 3	Lap 4	Lap 5	Lap 6	Lap 7	Lap 8	Lap 9	Lap 10	Lap 11	Lap 12	Lap 13	Lap 14	RESULT	
1 KEN KENYA			1:08.70 (3)	2:17.90 (3) 1:09.20	3:21.80 (1) 1:03.90	4:25.10 (1) 1:03.30	5:33.50 (1) 1:08.40	6:38.90 (1) 1:05.40	7:43.30 (1) 1:04.40	8:46.20 (1) 1:02.90	9:51.60 (1) 1:05.40	11:00.30 (1) 1:08.70	12:09.80 (1) 1:09.50	13:09.10 (1) 59.30	14:13.90 (1) 1:04.80	15:24.50 (1) 1:10.60	1:09.08	16:33.58 WR
2 USA UNITED STATES			1:08.20 (1)	2:17.60 (1) 1:09.40	3:22.80 (3) 1:05.20	4:28.60 (3) 1:05.80	5:38.80 (3) 1:10.20	6:48.60 (3) 1:09.80	7:57.40 (3) 1:08.80	9:01.40 (3) 1:04.00	10:11.60 (2) 1:10.20	11:21.00 (2) 1:09.40	12:28.40 (2) 1:07.40	13:33.00 (2) 1:04.60	14:39.70 (2) 1:06.70	15:48.20 (2) 1:08.50	1:07.13	16:55.33 AR
3 AUS AUSTRALIA			1:08.40 (2)	2:17.70 (2) 1:09.30	3:21.90 (2) 1:04.20	4:25.10 (2) 1:03.20	5:33.70 (2) 1:08.60	6:39.80 (2) 1:06.10	7:48.90 (2) 1:09.10	8:58.50 (2) 1:09.60	10:11.90 (3) 1:13.40	11:25.00 (3) 1:13.10	12:35.90 (3) 1:10.90	13:41.10 (3) 1:05.20	14:50.90 (3) 1:09.80	16:00.50 (3) 1:09.60	1:08.15	17:08.65 AR
4 ROU ROMANIA			1:08.80 (4)	2:18.20 (4) 1:09.40	3:25.80 (4) 1:07.60	4:33.50 (4) 1:07.70	5:41.20 (4) 1:07.70	6:52.10 (4) 1:10.90	8:01.90 (4) 1:09.80	9:08.60 (4) 1:06.70	10:22.50 (4) 1:13.90	11:39.00 (4) 1:16.50	12:54.30 (4) 1:15.30	14:03.50 (4) 1:09.20	15:18.50 (4) 1:15.00	16:36.30 (4) 1:17.80	1:15.18	17:51.48 NR

