


*IAAF World Championships*  
**LONDON 2017**

*Statistics  
Handbook*





# IAAF WORLD CHAMPIONSHIPS LONDON 2017 **STATISTICS HANDBOOK**



Cover:  
Daley Thompson – Britain's first World Champion in athletics  
Britain's London 2017 contenders Mohamed Farah & Laura Muir  
© Getty Images Sport

Editor: Mark Butler  
Produced by the IAAF Communications Department 2017



# IAAF PRESIDENT'S MESSAGE

Five years after 2012, and rather longer since 1908 and 1948, London is again the venue for a global gathering of athletics excellence. Those three occasions were of course Olympic Games, each providing indelible memories and milestones. We're never going to forget Dorando Pietri's marathon, Fanny Blankers-Koen's quadruple gold or David Rudisha's world record. As the IAAF World Championships come to London for the first time, we can anticipate more such historic moments.

One of the reasons we remember such feats is because of books like these, packed with statistics and stories reminding us of breath-taking achievements in the 15 previous IAAF World Championships. Surely some of our recent past champions will succeed again in August 2017. There is a good chance that some of the class of London 2012 will return to the podium again at the IAAF World Championships London 2017 in the Queen Elizabeth Olympic Park.

The flow of statistics provides a vital service to our sport, and the aim of this book is to provide a collection of the information needed for those following the 10 days of world championship action. We hope you can find all you need here in terms of records, lists, reports and superlatives. Some will be superseded by August 13, but others will continue to appear in books like this for years to come.

I am once again indebted to the many dedicated enthusiasts who have provided the material which has been edited for the purpose of this book. These are members of the Association of Track & Field Statisticians, who since the 1950s have been keeping track of what happens on the track, field, road and cross country. The IAAF salute the ATFS for its decades of service.

Sebastian Coe  
IAAF President

## *MESSAGE DU PRESIDENT DE L'IAAF*

*Cinq ans ce sont écoulées depuis 2012 et bien davantage encore depuis 1908 ou 1948 et une fois encore, Londres sera le témoin de l'excellence de l'athlétisme mondial. Ces trois dates, ce sont bien sûr celles des Jeux olympiques, qui sont comme autant de repères et résonnent de souvenirs inoubliables, à l'image du marathon de Dorando Pietri, ou des quatre médailles d'or de Fanny Blankers-Koen ou encore du record du monde de Rudisha. Mais ce sera la toute première fois que Londres accueille les champions du monde où nous pouvons nous attendre à plusieurs de ces moments mémorables qui jalonnent l'histoire de l'athlétisme.*

*C'est en partie grâce à ce genre d'ouvrages que nous conservons la mémoire de ces exploits à couper le souffle avec les statistiques et les anecdotes des quinze précédentes éditions des championnats du monde. A coup sûr, certains de nos récents champions se distingueront en août 2017 et la « promo » de Londres 2012 sera une nouvelle fois à l'honneur dans le Parc Olympique Queen Elizabeth.*

*Ces statistiques sont vitales à notre sport et l'essence de cette publication est d'offrir toutes les informations nécessaires à ceux qui suivent de près les 10 jours de championnat. Nous espérons qu'ils y trouveront tous les renseignements dont ils auront besoin en termes de records, de listes, de comptes rendus et de performances. Certains seront caducs dès le 13 août, mais d'autres figureront dans de semblables recueils plusieurs années durant.*

*Une fois encore j'exprime ma reconnaissance à ces nombreux passionnés dont le minutieux travail a permis la réalisation de ce livre. Eux, les membres de l'Association des Statisticiens d'Athlétisme, qui depuis les années 50, ont été les vigilants gardiens de la mémoire de notre sport, collectant tous les résultats sur piste, sur le terrain ou sur route. L'IAAF rend hommage à l'ATFS pour ces décennies de bons et loyaux services.*

Sebastian Coe  
Président de l'IAAF

# CONTENTS

|  |     |
|--|-----|
| <b>IAAF PRESIDENT'S MESSAGE</b> .....                                | 2   |
| <b>CONTENTS</b> .....  | 3   |
| <b>ACKNOWLEDGEMENTS &amp; NOTES</b> .....                            | 5   |
| <b>NOTES ON CONTENTS</b> .....                                       | 8   |
| <b>IAAF WORLD RECORDS</b> .....                                      | 12  |
| <b>IAAF WORLD CHAMPIONSHIP RECORDS</b> .....                         | 14  |
| <b>BEST PERFORMANCES WITHIN COMBINED EVENTS</b> .....                | 15  |
| <b>21st CENTURY WORLD BEST PERFORMANCES</b> .....                    | 16  |
| <b>IAAF WORLD CHAMPIONSHIP FACTS &amp; FIGURES</b> .....             | 17  |
| Performance Trends .....   | 19  |
| Superlatives .....   | 26  |
| Entry Standards .....  | 27  |
| Multiple Medallists .....  | 32  |
| Most Appearances .....   | 36  |
| Youngest & Oldest .....  | 47  |
| Placing Tables .....   | 51  |
| Major Records Set .....  | 77  |
| Doping Violations at IAAF World Championships .....                  | 82  |
| <b>RESULTS FROM PAST MAJOR CHAMPIONSHIPS</b>                         |     |
| IAAF World Championships (complete results) .....                    | 89  |
| IAAF World Athletics Series .....                                    | 364 |
| Olympic Games (medallists, placing tables & doping violations) ..... | 427 |
| World University Games .....   | 458 |
| <b>WORLD AND CONTINENTAL RECORDS</b>                                 |     |
| Men .....  | 465 |
| Women .....  | 478 |
| World Indoor (Senior, under-20 & under-18 bests) .....               | 491 |
| World Teenage Bests by Age .....                                     | 494 |
| <b>COUNTRY INDEX</b> .....   | 505 |
| <b>MEN'S LISTS</b>   |     |
| All-Time World Lists .....   | 557 |
| National Records .....   | 580 |
| Best National Placings .....   | 627 |
| Progression of Official World Records .....                          | 646 |
| Best Three by Year 1965-2016 .....                                   | 668 |
| <b>WOMEN'S LISTS</b>   |     |
| All-Time World Lists .....   | 693 |
| National Records .....   | 715 |
| Best National Placings .....   | 758 |
| Progression of Official World Records .....                          | 775 |
| Best Three by Year 1965-2016 .....                                   | 791 |

# SOMMAIRE

|   |     |
|---|-----|
| <b>MESSAGE DU PRESIDENT DE L'IAAF</b> .....   | 2   |
| <b>SOMMAIRE</b> .....   | 3   |
| <b>REMERCIEMENTS ET NOTES</b> .....   | 5   |
| <b>NOTES SUR LE CONTENU</b> .....   | 8   |
| <b>RECORDS ET MEILLEURES PERFORMANCES MONDIALES</b> .....                                     | 12  |
| <b>RECORDS ET MEILLEURES PERFORMANCES MONDIALES</b> .....                                     | 14  |
| <b>MEILLEURES PERFORMANCES EN EPREUVES COMBINÉES</b> .....                                    | 15  |
| <b>MEILLEURES PERFORMANCES DU 21e SIÈCLE</b> .....  | 16  |
| <b>LES CHAMPIONNATS DU MONDE EN CHIFFRES</b> .....  | 17  |
| Evolution des performances.....   | 19  |
| Les meilleures performances .....   | 26  |
| Minima de qualification .....   | 27  |
| Le plus grand nombre de médailles .....   | 32  |
| Les meilleures participations .....   | 36  |
| Les plus jeunes et les plus agés .....  | 47  |
| Tableau des classements.....  | 51  |
| Principaux records établis .....  | 77  |
| Infractions aux Règles Antidopage aux Championnats du monde .....                             | 82  |
| <b>RESULTATS DES PRINCIPAUX CHAMPIONNATS</b>  |     |
| Championnats du Monde (résultats complets).....   | 89  |
| Série Mondiale de l'Athlétisme .....  | 364 |
| Jeux Olympiques (médaillés, tables des classements et infractions aux règles antidopage)..... | 427 |
| Jeux Universitaires Mondiaux .....  | 458 |
| <b>RECORDS DU MONDE ET CONTINENTAUX</b>   |     |
| Hommes .....  | 465 |
| Femmes .....  | 478 |
| Mondiaux en salle (seniors, moins de 20 ans, moins de 18 ans) .....                           | 491 |
| Meilleures performances mondiales par âge pour les moins de 20 ans .....                      | 494 |
| <b>LISTES PAR PAYS</b> .....  | 505 |
| <b>LISTES DES PERFORMANCES MASCULINES</b>   |     |
| Liste des meilleures performances mondiales de tous les temps .....                           | 557 |
| Records nationaux.....  | 580 |
| Meilleurs classements par pays aux Championnats du monde .....                                | 627 |
| Progression des Records du monde .....  | 646 |
| Les trois meilleures performances par année 1965-2016 .....                                   | 668 |
| <b>LISTE DES PERFORMANCES FEMININES</b>   |     |
| Liste des performances mondiales de tous les temps .....                                      | 693 |
| Records nationaux.....  | 715 |
| Meilleurs classements par pays aux Championnats du monde .....                                | 758 |
| Progression des Records du monde .....  | 775 |
| Les trois meilleures performances par année 1965-2016 .....                                   | 791 |

## ACKNOWLEDGMENTS & NOTES

The days since June 30, 2015 have been a fascinating time for athletics, including one IAAF World Championships, one Olympic Games, numerous further meetings and countless runs, jumps, throws and walks of the highest world class. There have been a thankfully smaller number of rescinded marks and disqualified athletes, but still the total number of athletes to have had their World Championship results disqualified has almost doubled since 2015. This book includes details from those two years of action, along with an updated and detailed look back at all past IAAF World Championships.

Each new World Championship cycle requires about 30 pages or so of fresh statistical material. To accommodate this unavoidable increase in size, it was decided this year to “rest” the traditional pages showing area and Commonwealth Games champions. New elements include the signposting of athletes who were kept out of World Championship finals by those found guilty of doping offences. Placing tables from five past World Championships have been reworked to remove the placements of drug offenders. We can welcome 14 new “old” world championship gold medallists on top of those who won in Beijing 2015. New records are shown up to the end of June 2017. Already there have been 545 of those, outdoors alone, since January 2017.

My biggest thanks must go to the main compilers, Tomas Magnusson, Richard Hymans, Winfried Kramer (with Heinrich Hubbeling), Peter Matthews, György Csiki and Robert Martin. I must also thank the IAAF, the Athletics Integrity Unit, European Athletics and the Press Office of the International Olympic Committee, all for answering my e-mail queries over the past two years. The same goes for Delta Tre Informatica, Seiko and ST Sportservice GmbH. I am indebted to several key websites, in particular tilastopaja.org (Mirko Jalava), alltime-athletics.com (Peter Larsson), all-athletics.com and also “EME News”, “Athletics International” (Peter Matthews & Mel Watman), “Race Results Weekly” (David Monti), “Track & Field News” and “Athletics Weekly.” Lastly I must thank many individuals for their time and expertise: Gillian Bedrosian, Alan Bell, Jacques Carmelli, Andy Carr, Bernard Conway, György Csiki, Hans Dahlén, Hilary Evans, Francisco Gómez, Andrea Guglielmino, Randy Hawthorne, Paul Hepburn, Bob Hersh, E. Garry Hill, Ian Hodge, Paul Jenes, Ronda Jenkins, Dave Johnson, Hugh Jones, A Lennart Julin, Georges Keppler, Steve Landells, Esa Laitinen, Sieg Lindstrom, Neil Loft, Piotr Mahey, Bill Mallon, Lee Martin, Fletcher McEwen, Ajai Menon, Mark Milde, Andy Milroy, Phil Minshull, David Monti, Jon Mulkeen, Salih Münir Yaraş, Yvonne Mullins, Walt Murphy, Ken Nakamura, Gene Newman, Yoshimasa Noguchi, Marty Post, Clyde Riddoch, Pete Riegel, Kevin Saylor, Sergey Tikhonov, Gabriel Tissot, Pierre-Jean Vazel, Luis Vinker and Ken Young.

The views expressed as part of the compilations contained in this book are not necessarily those of the IAAF.

Mark Butler (Editor) – mbutler@worldscope.eu

Please send any comments to the address given below.

IAAF  
6-8, Quai Antoine 1er  
BP 359  
MC 98007 Monaco Cedex

Telephone: +377 93 10 88 88

Telefax: + 377 93 15 95 15

E-Mail: headquarters@iaaf.org

Requests for further copies of this book should be addressed to the IAAF Headquarters in Monaco (see back cover for address).

### Detailed Acknowledgments:

*IAAF World Championship Superlatives:* Tomas Magnusson and Mark Butler; *Results From Past Major Championships:* IAAF Media & Public Relations Department, Mark Butler, Richard Hymans, Bob Sparks, Alfons Juck and Robert Blaho, Eduardo Biscayart; Raul Leoni, Paul Jenés, Josep Corominas, Benoît Laruel, Bernard Linley, Børre Liloe, Imre Mátraházi, Fletcher McEwen; IAF Scientific Report on the 2nd World Championships In Athletics Rome 1987 (Second edition), “Göteborgs Posten”, IAAF New Studies in Athletics, Akira Ito, Ph.D.(Professor of Osaka University of Health and Sport Sciences); Paavo V. Komi, Ph.D. (Professor & Head, Neuromuscular Research Center Department of Biology of Physical Activity, University of Jyväskylä); Scientific Research Project of German Athletics Federation (DLV); Korean Society for Sports Biomechanics (KSSB) and Korean Institute of Sports Science (KISS)

*World & Continental Records:* Peter Matthews and Robert Wilson, Imre Mátraházi, The Analytical Distance Runner (Ken Young), Yves Pinaud & Gert le Roux (Africa), Heinrich Hübbling & Yoshimasa Noguchi (Asia), Mirko Jalava (Europe), Luis Vinker & Eduardo Biscayart (South America), Andy Carr & Justin Kuo (North America), Fletcher McEwen, Ronda Jenkins & Yvonne Mullins (Oceania); Nestor Calixto, Bernard Linley (Central America & Caribbean); Association of Road Running Statisticians (ARRS), Ken Young, Andy Milroy, Marty Post, Paul Farmer, Marianne Caponi (Road racing), Running USA and Ryan Lampaa (Road racing); Michel Saint-Raymond, Ken Nakamura, Andreas Hediger, Mark Milde, Jörg Wenig, Sergey Tikhonov, David Monti, Peter Connerton. *Top Three By Year 1965-2016:* Györgi Csiki, Richard Hymans & Martin Rix; *Country Index:* Tomas Magnusson; *All-Time World Lists:* Peter Matthews.

*National Records:* National Records: Chief compiler & co-ordinator: Winfried Kramer - Kohlrodweg 12, 66539 Neunkirchen-Kohlhof, Germany.

Main Compilers: Heinrich Hübbling (Haydnstrasse 8, 48691 Vreden, Germany); Yves Pinaud (c/o Polymedias, 46, rue des Bordeaux, 94220 Charenton le Pont, France); Steffen Stübe (Hafenstrasse 22a, 18273 Güstrow, Germany). Special thanks to: Gregor Gladzikowski, Mirko Jalava, Peter Matthews, Reynold O’Neal, Luis Vinker and in particular to Luigi Mengoni, the founder of this project. Jürgen Schmidt helped build up the database. We are obliged to thank also:

Aader, Abbas, Abdulwahab, Al-Kuwari, Al-Zawawi, Amatya, Ariyamongkol, Baronet, Batiste, Bertasius, Biscayart, Bordoli, Boriga, Boubakeur, Bouillé, Brand, Calixto, Carvalho, Cedeno, Correa, Chung Young-Hoon, Clemente, Constas, Cornelius, Csiki, Diaz, Druminy, Eiger, El-Khoury, Endjär, Ezzedine, Fields, Finisterre, Francis, Ms. Fuchs, Gajic, Gjerde, Gladzikowski, Glenza, Gomis, Gordon, Guglielmelli, Graf, Heilrath, Hejda, Hernandez, Hoang Min Quyet, Ms. Hung, Husain Ali, Hymans, Jenés, Jonik, Joof, Juck, Kalhara, Karamata, Klvana, Kök, Kondrat, Kortleever, Kostritsky, Krishnan, Kwenha, Larsen, Larsson, Laursen, Leoni, Liloe, Linley, Little, Madene, McCarthy, McEwen, Majed, Dr. Martin, Martina, Matibini, Mikulec, Minshull, Mirzoev, Misiunas, Molina Mora, Monti, Nakamura, Negash, Nicholas, Noguchi, Novignon, Nujdin, Obaid, Oliver, Ondracek, Onishi, Pawar, Pedalo, Pentland, Peternelj, Pirie, Popovic, Post, Rahmanov, Rauva, Rizzoli, Rodriguez, Romero, Rossi, Saint-Raymond, Ms. Saneh, Sanchez, Shadmehr, Shahrudin, Sherbakov, Shumarin, Slabbert, Snow, Stagis, Teder, Tikhonov, Ms. Thobi, Tummolo, Umaryono, Vangelov, van Kuijen, Washif, Zoorigtbaatar. Thanks also to the IAAF and its member federations which supplied us with their record lists.

*Best National Placings at IAAF World Championships:* Tomas Magnusson with thanks to Carole Fuchs and Andrew Owusu; *World Record Progression:* Richard Hymans, Emmerich Götze†, Jiri Havlin†, Rob Whittingham, Imre Mátraházi and Ken Young; *Details of IAAF World Athletics Series:* IAAF Competitions Department; *Production & Translations:* Chris Turner, Nathalie Renevier-Durot; *Technical Data:* Imre Mátraházi & Carlo De Angeli; *Logos:* AMS (Alexandra Fuchs). Thank you to all those who sent corrections to the 2015 edition: AthleRecords.net, György Csiki, Hans Dahlén, Andrea Guglielmino, Richard Hymans, Yoshiaki Oiwa, Kevin Saylor.



### 2015 – 2019 IAAF Council

|                              |  |
|------------------------------|--|
| <b>President</b>             | Sebastian Coe (GBR)  |
| <b>Senior Vice President</b> | Sergey Bubka (UKR)   |
| <b>Vice Presidents</b>       | Dahlan Al Hamad (QAT)<br>Hamad Kalkaba Malboum (CMR)<br>Alberto Juantorena Danger (CUB)  |
| <b>Treasurer</b>             | José Maria Odriozola (ESP)   |
| <b>Individual Members</b>    | Roberto Gesta De Melo (BRA), South America*<br>Nawal El Moutawakel (MAR)<br>Abby Hoffman (CAN)<br>Anna Riccardi (ITA)<br>Pauline Davis-Thompson (BAH)<br>Geoff Gardner (NFI), Oceania*<br>Sylvia Barlag (NED)<br>Ahmad Al Kamali (UAE)<br>Frank Fredericks (NAM)<br>Bernard Amsalem (FRA)<br>Zhaocai Du (CHN)<br>Victor Lopez (PUR), NACAC*<br>Stephanie Hightower (USA)<br>Hiroshi Yokokawa (JPN)<br>Antti Pihlakoski (FIN)<br>Mikhail Butov (RUS)<br>Adille Sumariwalla (IND)<br>Nawaf Al Saud (KSA)<br>Svein Arne Hansen (NOR), Europe*<br>David Okeyo (KEN), Africa*<br>Karim Ibrahim (MAS), Asia* |

*\*Area Group Representatives*



## Notes On Contents

### General Abbreviations & Symbols

|       |   |       |  |
|-------|---|-------|--|
| A     | mark made at altitude higher than 1000m | PDR   | People's Democratic Republic   |
| a     | automatically timed                     | P/Pen | pentathlon   |
| c     | separate competitions in same meeting   | Pos   | position   |
| Com   | Commonwealth                            | PR    | People's Republic  |
| Cd    | City/Ciudad de                          | pr    | Preliminary round  |
| cm    | centimetre                              | PV    | pole vault   |
| D/Dec | Decathlon                               | Q     | qualifying competition   |
| dh    | Downhill                                | r     | race   |
| DNF   | did not finish                          | R     | relay  |
| DNS   | did not start                           | s/sf  | semi final   |
| DQ    | disqualified                            | SP    | shot put   |
| DR    | Democratic Republic                     | sq    | City square contest  |
| DT    | discus throw                            | TJ    | triple jump  |
| g     | gram                                    | x     | failure in vertical jumps  |
| h     | hand timing                             | y     | yards or mark made at yard distance                                      |
| h/ht  | heat number                             | +     | en route to a longer distance<br>or men's heptathlon during an octathlon |
| H/Hep | heptathlon                              | =     | tie  |
| HJ    | high jump                               |       |  |
| HT    | hammer throw                            |       |  |
| i     | indoor mark                             |       |  |
| J     | mark made in jump-off                   |       |  |
| JT    | javelin throw                           |       |  |
| kg    | kilograms                               |       |  |
| km    | kilometres                              |       |  |
| LJ    | long jump                               |       |  |
| M     | multi-event competition                 |       |  |
| m     | metres                                  |       |  |
| mx    | mixed competition                       |       |  |
| Nat   | nationality                             |       |  |
| NH    | no height                               |       |  |
| NM    | no mark                                 |       |  |
| o     | clearance in vertical jumps             |       |  |
| OT    | oversized indoor track (> 200m)         |       |  |

### Area Groups

|     |                             |
|-----|-----------------------------|
| APA | Asia-Pacific                |
| ASI | Asia                        |
| AFR | Africa                      |
| EUR | Europe                      |
| NAM | North America               |
| CAC | Central America & Caribbean |
| OCE | Oceania                     |
| SAM | South America               |

### South Africa

Performances by South African athletes in the period between the Republic's suspension from the IAAF (July 1976) and admission as a provisional member (May 1992) are marked with the symbol “†”

### Athlete's Names

In this book, we have attempted to use the most generally understandable, recognisable and pronounceable versions of athlete's names, in accordance with the policy of the ATFS. In general, we strive to use the names the athletes actually want, which may well not agree with those given on entry forms and/or passports. For instance with Belarusian and Ukrainian names we have used generally Russian transliterations of older athletes. So we have Sergey Bubka not Serhiy, Vladimir Golubnichiy, not Volodymyr Holubnichiy and Andrey Kravchenko, not Andrei Krauchanka, etc. Corrections and comments are welcomed.

### City Names

In keeping with ATFS policy, native spelling is used for the names of cities given in lists in this book. In text, the English (or French) version of the name is used.

**Technical Data** (from IAAF Competition Rules 2016-2017)

| <b>Event</b>       |                                   | <b>Senior Men</b>  | <b>Senior Women</b> |
|--------------------|-----------------------------------|--------------------|---------------------|
| 3000m Steeplechase | Number of Hurdles                 | 28 (4 each lap)    | 28 (4 each lap)     |
|                    | Height                            | 91.4cm (±3mm)      | 76.2cm (±3mm)       |
|                    | Minimum Width                     | 3.94m              | 3.94m               |
|                    | Cross-section of Top of Barrier   | 12.7cm square      | 12.7cm square       |
|                    | Number of Water Jumps             | 7 (1 each lap)     | 7 (1 each lap)      |
|                    | Length of Water Jump              | 3.66m (±2cm)       | 3.66m (±2cm)        |
|                    | Width of Water Jump               | 3.66m (±2cm)       | 3.66m (±2cm)        |
|                    | Water depth at Barrier            | 50-70cm            | 50-70cm             |
| 100m Hurdles       | Number of Hurdles                 | -                  | 10                  |
|                    | Height                            | -                  | 83.8cm (±3mm)       |
|                    | Start to First Hurdle             | -                  | 13m                 |
|                    | Between Hurdles                   | -                  | 8.5m                |
| 110m Hurdles       | Last Hurdle to Finish             | -                  | 10.5m               |
|                    | Number of Hurdles                 | 10                 | -                   |
|                    | Height                            | 106.7cm (±3mm)     | -                   |
|                    | Start to First Hurdle             | 13.72m             | -                   |
| 400m Hurdles       | Between Hurdles                   | 9.14m              | -                   |
|                    | Last Hurdle to Finish             | 14.02m             | -                   |
|                    | Number of Hurdles                 | 10                 | 10                  |
|                    | Height                            | 91.4cm (±3mm)      | 76.2cm (±3mm)       |
| High Jump          | Start to First Hurdle             | 45m                | 45m                 |
|                    | Between Hurdles                   | 35m                | 35m                 |
|                    | Last Hurdle to Finish             | 40m                | 40m                 |
|                    | Crossbar Length                   | 4.00m (±2cm)       | 4.00m (±2cm)        |
| Pole Vault         | Crossbar Weight                   | Up to 2Kg          | Up to 2Kg           |
|                    | Landing Area (minimum)            | 6m x 4m x 70cm     | 6m x 4m x 70cm      |
|                    | Crossbar Length                   | 4.50m (±2cm)       | 4.50m (±2cm)        |
| Shot Put           | Crossbar Weight                   | Up to 2.25Kg       | Up to 2.25Kg        |
|                    | Landing Area (minimum)            | 6m x 6m x 80cm     | 6m x 6m x 80cm      |
|                    | Plus a minimum of 2m front pieces |                    |                     |
|                    | Take-off Board Length             | 1.22m (±1cm)       | 1.22m (±1cm)        |
| Discus Throw       | Take-off Board Width              | 20cm (±2mm)        | 20cm (±2mm)         |
|                    | Plasticine Board Width            | 10cm (±2mm)        | 10cm (±2mm)         |
|                    | Pit Width                         | 2.75-3m            | 2.75-3m             |
|                    | Weight                            | 7.26Kg             | 4Kg                 |
| Hammer Throw       | Diameter                          | 110-130mm          | 95-110mm            |
|                    | Sector Angle                      | 34.92°             | 34.92°              |
|                    | Circle Diameter                   | 2.135m (±5mm)      | 2.135m (±5mm)       |
|                    | Stop Board Height                 | 10cm (±2mm)        | 10cm (±2mm)         |
| Javelin Throw      | Stop Board Length                 | 1.21m (±1cm)       | 1.21m (±1cm)        |
|                    | Weight                            | 2Kg                | 1Kg                 |
|                    | Diameter                          | 219-221mm          | 180-182mm           |
|                    | Sector Angle                      | 34.92°             | 34.92°              |
| Relays             | Circle Diameter                   | 2.5m (±5mm)        | 2.5m (±5mm)         |
|                    | Weight                            | 7.26Kg             | 4Kg                 |
|                    | Diameter of head                  | 110-130mm          | 95-110mm            |
|                    | Length                            | Up to 1.215m       | Up to 1.195m        |
| Relays             | Sector Angle                      | 34.92°             | 34.92°              |
|                    | Circle Diameter                   | 2.135m (±5mm)      | 2.135m (±5mm)       |
|                    | Weight                            | 800gm              | 600gm               |
|                    | Length                            | 2.6-2.7m           | 2.2-2.3m            |
| Relays             | Sector Angle                      | 28.96°             | 28.96°              |
|                    | Baton Length                      | 28-30cm            | 28-30cm             |
|                    | Baton Weight                      | Not less than 50gm | Not less than 50gm  |
|                    | Length of Takeover Zone           | 20m                | 20m                 |
| Relays             | Baton Diameter                    | 4cm (±2mm)         | 4cm (±2mm)          |

## Name Changes

First, a list of leading women who because of marriage have competed under two different names. These are mostly indicated by “◊” in the all-time lists (page 693), but do not include those (such as Shaunae Miller-Uibo) who opted for the double-barrelled version. Second, a list of some athletes shown in this book who have changed not only their allegiance but also their name.

### WOMEN'S NAME CHANGES

The emboldened name is that which appears in the all-time lists

| <u>Maiden</u>                                       |  | <u>Married</u> |
|---|--|----------------|
| <b>Manjani</b> .....ALB/GRE.....Tzelili             |  |                |
| <b>Currey</b> .....AUS.....McPaul                   |  |                |
| McLellan.....AUS..... <b>Pearson</b>                |  |                |
| <b>Pittman</b> .....AUS.....Rawlinson               |  |                |
| Kisheyeva.....BLR..... <b>Zvereva</b>               |  |                |
| Mityeyeva.....BLR..... <b>Byelevskaya</b>           |  |                |
| <b>Nuneva</b> .....BUL.....Vechernikova             |  |                |
| <b>Veneva</b> .....BUL.....Veneva-Mateeva           |  |                |
| <b>Vergova</b> .....BUL.....Petkova                 |  |                |
| Bartonová.....CZE..... <b>Silhavá</b>               |  |                |
| <b>Brejšková</b> .....CZE.....Tomecková             |  |                |
| <b>Kocembová</b> .....CZE.....Slaninová             |  |                |
| <b>Ptácníková</b> .....CZE.....Svobodová            |  |                |
| <b>Mezerette</b> .....FRA.....Martin                |  |                |
| Bleasdale.....GBR..... <b>Bradshaw</b>              |  |                |
| Smallwood.....GBR..... <b>Cook</b>                  |  |                |
| <b>Budd</b> .....GBR/RSA.....Pieterse               |  |                |
| <b>Anders</b> .....GDR.....Gummelt                  |  |                |
| Barkusky.....GDR..... <b>Weiss</b>                  |  |                |
| Daute.....GDR..... <b>Drechsler</b>                 |  |                |
| Dittrich.....GDR..... <b>Hartwig</b>                |  |                |
| <b>Droese</b> .....GDR.....Pufe                     |  |                |
| Eckert.....GDR..... <b>Wöckel</b>                   |  |                |
| Gladisch.....GDR..... <b>Möller</b>                 |  |                |
| Helm.....GDR..... <b>Beyer, S</b>                   |  |                |
| Kämpfert.....GDR..... <b>Steuk</b>                  |  |                |
| Kovarik.....GDR..... <b>Uibel/Siebert</b>           |  |                |
| Ludwigs.....GDR..... <b>Wodars/Grau</b>             |  |                |
| <b>Müller, P</b> .....GDR.....Schersing             |  |                |
| Oelsner.....GDR..... <b>Göhr</b>                    |  |                |
| Opitz.....GDR..... <b>Hellmann</b>                  |  |                |
| <b>Paetz</b> .....GDR.....John                      |  |                |
| Reichenbach.....GDR..... <b>Müller, I</b>           |  |                |
| Riefstahl.....GDR..... <b>Oschkenat</b>             |  |                |
| Sachse.....GDR..... <b>Gansky</b>                   |  |                |
| Schlaak.....GDR..... <b>Jahl</b>                    |  |                |
| Schoknecht.....GDR..... <b>Slupianek/Briesenick</b> |  |                |
| Vater.....GDR..... <b>Behmer</b>                    |  |                |
| Redetzky.....GER..... <b>Henkel</b>                 |  |                |
| Graham.....JAM..... <b>Fenton</b>                   |  |                |
| <b>Naumenko</b> .....KAZ.....Karpova                |  |                |
| Kulchunova.....KGZ/UKR..... <b>Pinigina</b>         |  |                |
| Dukhnovich.....LTU..... <b>Ozhenko</b>              |  |                |
| Dolzhenko.....MDA/RUS..... <b>Krachevskaya</b>      |  |                |
| Christensen.....NOR..... <b>Kristiansen</b>         |  |                |
| Solberg.....NOR..... <b>Hattestad</b>               |  |                |
| Tysse.....NOR..... <b>Plätzer</b>                   |  |                |
| <b>Adams</b> .....NZL.....Vili                      |  |                |
| Janowska.....POL..... <b>Frankiewicz</b>            |  |                |
| Kirszenstein.....POL..... <b>Szewińska</b>          |  |                |
| Langer.....POL..... <b>Kalek</b>                    |  |                |
| Stepaniuk.....POL..... <b>Lićwinko</b>              |  |                |
| Cuşnir.....ROU..... <b>Stanciu</b>                  |  |                |
| Dinescu.....ROU..... <b>Iagăr</b>                   |  |                |
| Ilie.....ROU..... <b>Ivan</b>                       |  |                |

|   |  |
|---|--|
| Tacu.....ROU..... <b>Crăciunescu</b>                |  |
| <b>Tîrlea</b> .....ROU.....Manolache                |  |
| Storbeck.....RSA..... <b>Cloete</b>                 |  |
| <b>Alekhina</b> .....RUS.....Bazhenova              |  |
| <b>Chizhenko</b> .....RUS.....Fomenko               |  |
| Ivanova, Y.....RUS..... <b>Sinchukova</b>           |  |
| <b>Lysenko</b> .....RUS.....Beloborodova            |  |
| <b>Petrova</b> .....RUS.....Arkipova                |  |
| Kornikova.....RUS..... <b>Kirdyapkina</b>           |  |
| Kuchina.....RUS..... <b>Lasitskene</b>              |  |
| Makeyeva.....RUS..... <b>Stepanova</b>              |  |
| <b>Motkova</b> .....RUS.....Babashkina              |  |
| Nikitina, V.....RUS..... <b>Komisova</b>            |  |
| <b>Nikitina, L</b> .....RUS.....Turchinskaya        |  |
| Nosova.....RUS..... <b>Pechonkina</b>               |  |
| Poryvkina.....RUS..... <b>Podkopayeva</b>           |  |
| Priyma.....RUS..... <b>Rigert</b>                   |  |
| <b>Ramazanova</b> .....RUS.....Khmelnitskaya        |  |
| Safronova.....RUS..... <b>Yemelyanova</b>           |  |
| <b>Savinkova</b> .....RUS..... <b>Yermakova</b>     |  |
| Sergeyeva.....RUS..... <b>Privalova</b>             |  |
| Simigina.....RUS..... <b>Meleshina</b>              |  |
| Tauryanina.....RUS..... <b>Konevtsova</b>           |  |
| Zarudneva.....RUS..... <b>Zaripova</b>              |  |
| Martinović.....SLO..... <b>Šesták</b>               |  |
| Danisová.....SVK..... <b>Hrasnová</b>               |  |
| Mushta.....UKR..... <b>Olizarenko</b>               |  |
| Stetsura.....UKR..... <b>Kokonova/Khlopotnova</b>   |  |
| Tarnopolskaya.....UKR..... <b>Pintusevich/Block</b> |  |
| <b>Tereshchuk</b> .....UKR.....Antipova             |  |
| Vladykina.....UKR..... <b>Brzygina</b>              |  |
| Barringer.....USA..... <b>Simpson</b>               |  |
| Decker.....USA..... <b>Tabb/Slaney</b>              |  |
| Drossin.....USA..... <b>Kastor</b>                  |  |
| Hooker.....USA..... <b>Myers</b>                    |  |
| Howard.....USA..... <b>Lowe</b>                     |  |
| <b>Johnson, S</b> .....USA.....Tosta                |  |
| Madison.....USA..... <b>Bartoletta</b>              |  |
| McCall.....USA..... <b>Stevens</b>                  |  |
| <b>Patterson</b> .....USA.....Winger                |  |
| <b>Powell</b> .....USA.....Crawford                 |  |
| Ross.....USA..... <b>Williams</b>                   |  |
| Stuczynski.....USA..... <b>Suhr</b>                 |  |

### NOTABLE CHANGES IN BOTH ALLEGIANCE AND NAME

#### Men

|                                   |  |
|-----------------------------------|--|
| Was: William Biwott KEN           |  |
| Then: İlham Tanui Özbilen TUR     |  |
| Was: Bongelemba Bongelo CGO       |  |
| Then: Nathan Bongelo BEL          |  |
| Was: Albert Chepkurui KEN         |  |
| Then: Ahmad Hassan Abdullah QAT   |  |
| Was: Gadissa Olikessa Chamada ETH |  |
| Then: Youssef Othman Qader QAT    |  |
| Was: Patrick Chebotov UGA         |  |
| Then: Moustafa Ahmed Shebto QAT   |  |
| Was: Stephen Cheronon KEN         |  |

|                                     |  |
|-------------------------------------|--|
| Then: Saïf Saaeed Shaheen QAT       |  |
| Was: Abdelhak El Gorch MAR          |  |
| Then: Abdulhak Zakaria BRN          |  |
| Was: Amos Kibitok KEN               |  |
| Then: Aras Kaya TUR                 |  |
| Was: Mike Kigen KEN                 |  |
| Then: Kaan Kigen Özbilen TUR        |  |
| Was: Daniel Kipkosgei KEN           |  |
| Then: Ismail Rashed Essa QAT        |  |
| Was: Moses Kipchirchir KEN          |  |
| Then: Moussa Omar Obaid QAT         |  |
| Was: Gregory Konchellah KEN         |  |
| Then: Youssef Saad Kamel BRN        |  |
| Was: Elijah Kosgei KEN              |  |
| Then: Majid Saeed Sultan QAT        |  |
| Was: David Nyaga KEN                |  |
| Then: Dahame Najem Bashair QAT      |  |
| Was: Onèspore Nkuzimana BDI         |  |
| Then: Sultan Khamis Zaman QAT       |  |
| Was: Dennis Sang/Keter/Kipkurui KEN |  |
| Then: Tareq Mubarak Taher BRN       |  |
| Was: Sheryf El-Sheryf UKR           |  |
| Then: Şeref Osmanoğlu TUR           |  |
| Was: Girma Shilemis ETH             |  |
| Then: Selim Bayrak TUR              |  |
| Then: Mert Girmalegese TUR          |  |
| Was: Dmitriy Valyukevich BLR        |  |
| Then: Dmitriy Val'ukevič SVK        |  |
| Was: Richard Yatich KEN             |  |
| Then: Mubarak Hassan Shami QAT      |  |
| Was: John Yego KEN                  |  |
| Then: Belal Mansoor (Belal) Ali BRN |  |

#### Women

|                                    |  |
|------------------------------------|--|
| Was: Hewan Abeye ETH               |  |
| Then: Elvan Abeylegesse TUR        |  |
| Was: Enezenaide Gomes STP          |  |
| Then: Naide Gomes POR              |  |
| Was: Nadezhda Ilyina URS/RUS       |  |
| Then: Nadezhda Wijenberg NED       |  |
| Was: Nora Ivanova BUL              |  |
| Then: Nora Güner TUR               |  |
| Then: Nora Edletzberger AUT        |  |
| Was: Vivian Jemutai KEN            |  |
| Then: Yasemin Can TUR              |  |
| Was: Natalya Kazina RUS            |  |
| Then: Natalia Kilpeläinen/Back FIN |  |
| Was: Yelena Kopytova RUS           |  |
| Then: Ebru Kavaklioglu TUR         |  |
| Was: Lyudmila Narozhilenko RUS     |  |
| Then: Ludmila Engqvist SWE         |  |
| Was: Yvonne Mai GER                |  |
| Then: Yvonne Graham JAM            |  |
| Was: Miréla Manjani ALB            |  |
| Then: Miréla Tzelíli GRE           |  |
| Was: Karin Mey RSA                 |  |
| Then: Karin Melis Mey TUR          |  |
| Was: Svetla Mitkova BUL            |  |
| Then: Svetla Sinartas TUR          |  |
| Was: Vira Rebryk UKR               |  |
| Then: Vera Rebruk RUS              |  |
| Was: Wu Xianchun CHN               |  |
| Then: Jutaporn Krasaeyan THA       |  |

## Countries

### IAAF Members (214)

|                                      |   |  |  |
|--------------------------------------|---|--|--|
| AFG Afghanistan                      | GEQ Equatorial Guinea                     | NRU Nauru  | <b>Other and Former names:</b>                               |
| AIA Anguilla                         | GER Germany                               | NZL New Zealand  | AHO Netherlands Antilles                                     |
| ALB Albania                          | GHA Ghana                                 | OMA Oman   | AMS American Samoa (now ASA)                                 |
| ALG Algeria                          | GIB Gibraltar                             | PAK Pakistan   | ANO Angola (now ANG)   |
| AND Andorra                          | GRE Greece                                | PAN Panama   | ANG Anguilla (now AIA)                                       |
| ANG Angola                           | GRN Grenada                               | PAR Paraguay   | AUA Australasia  |
| ANT Antigua & Barbuda                | GUA Guatemala                             | PER Peru   | BGU British Guiana (now GUY)                                 |
| ARG Argentina                        | GUI Guinea                                | PHI Philippines  | BHR Bahrain (now BRN)  |
| ARM Armenia                          | GUM Guam                                  | PLE Palestine  | BHO British Honduras   |
| ARU Aruba                            | GUY Guyana                                | PLW Palau  | BIR Burma (now MYA/Myanmar)                                  |
| ASA American Samoa                   | HAI Haiti                                 | PNG Papua New Guinea   | BKF Burkina Faso (now BUR)                                   |
| AUS Australia                        | HKG Hong Kong, China                      | POL Poland   | BOH Bohemia  |
| AUT Austria                          | HON Honduras                              | POR Portugal   | BOS Bosnia & Herzegovina (now BIH)                           |
| AZE Azerbaijan                       | HUN Hungary                               | PRK DPR Korea  | BSH Bosnia & Herzegovina (now BIH)                           |
| BAH Bahamas                          | INA Indonesia                             | PUR Puerto Rico  | BUR Burundi (now BDI, BUR is now Burkina Faso)               |
| BAN Bangladesh                       | IND India                                 | PYF French Polynesia   | BVI British Virgin Islands (now IVB)                         |
| BAR Barbados                         | IRI Iran                                  | QAT Qatar  | BWI British West Indies                                      |
| BDI Burundi                          | IRL Ireland                               | ROU Romania  | CEY Ceylon (now SRI)   |
| BEL Belgium                          | IRQ Iraq                                  | RSA Republic of South Africa   | CKI Cook Islands (now COK)                                   |
| BEN Benin                            | ISL Iceland                               | RUS Russia   | CVD Cape Verde Islands (now CPV)                             |
| BER Bermuda                          | ISR Israel                                | RWA Rwanda   | DAH Dahomey (Now BEN/Benin)                                  |
| BHU Bhutan                           | ISV Virgin Islands (US)                   | SAM Western Samoa  | DMN Dominica (now DMA)                                       |
| BIH Bosnia & Herzegovina             | IVB British Virgin Islands                | SEN Senegal  | ENG England  |
| BIZ Belize                           | ITA Italy                                 | SEY Seychelles   | EUN Unified Team (Formerly USSR)                             |
| BLR Belarus                          | JAM Jamaica                               | SGP Singapore  | FRG Federal Republic of Germany (now GER)                    |
| BOL Bolivia                          | JOR Jordan                                | SKN Saint Kitts & Nevis  | GBI Great Britain & Ireland (pre-1922)                       |
| BOT Botswana                         | JPN Japan                                 | SLE Sierra Leone   | GDR German Democratic Republic (now GER)                     |
| BRA Brazil                           | KAZ Kazakhstan                            | SLO Slovenia   | GOL Gold Coast (now GHA/Ghana)                               |
| BRN Bahrain                          | KEN Kenya                                 | SMR San Marino   | GUD Guadeloupe   |
| BRU Brunei                           | KGZ Kyrgyzstan                            | SOL Solomon Islands  | HOL Netherlands (now NED)                                    |
| BUL Bulgaria                         | KIR Kiribati                              | SOM Somalia  | IRN Iran (now IRI)   |
| BUR Burkina Faso                     | KOR Korea                                 | SRB Serbia   | IOA Independent Olympic Athletes                             |
| CAF Central African Republic         | KOS Kosovo                                | SRI Sri Lanka  | IOP Independent Olympic Participants                         |
| CAM Cambodia                         | KSA Kingdom of Saudi Arabia               | SSD South Sudan  | KHM Kampuchea (now CAM/Cambodia)                             |
| CAN Canada                           | KUW Kuwait                                | STP DR of São Tomé & Príncipe  | KZK Kazakhstan (now KAZ)                                     |
| CAY Cayman Islands                   | LAO Laos                                  | SUD Sudan  | LAN Lesser Antilles  |
| CGO Congo                            | LAT Latvia                                | SUI Switzerland  | LIB Lebanon (now LBN)  |
| CHA Chad                             | LBA Libya                                 | SUR Surinam  | LIT Lithuania (now LTU)                                      |
| CHI Chile                            | LBN Lebanon                               | SVK Slovak Republic  | MAL Malaya   |
| CHN PR of China                      | LBR Liberia                               | SWE Sweden   | MLD Maldives (now MDV)                                       |
| CIV Ivory Coast                      | LCA Saint Lucia                           | SWZ Swaziland  | MOL Moldova (now MDA)  |
| CMR Cameroon                         | LES Lesotho                               | SYR Syria  | MRT Martinique   |
| COD DR of Congo                      | LIE Liechtenstein                         | TAN Tanzania   | MSH Marshall Islands (now MHL)                               |
| COK Cook Islands                     | LTU Lithuania                             | TGA Tonga  | NAU Nauru (now NRU)  |
| COL Colombia                         | LUX Luxembourg                            | THA Thailand   | NCL New Caledonia  |
| COM Comoros                          | MAC Macao                                 | TJK Tajikistan   | NIR Northern Ireland   |
| CPV Cape Verde Islands               | MAD Madagascar                            | TKM Turkmenistan   | NBO North Borneo   |
| CRC Costa Rica                       | MAR Morocco                               | TKS Turks & Caicos Islands   | NRH Northern Rhodesia (now ZAM)                              |
| CRO Croatia                          | MAS Malaysia                              | TLS East Timor   | NMA Northern Mariana Islands (now NMI)                       |
| CUB Cuba                             | MAW Malawi                                | TOG Togo   | OMN Oman (now OMA)   |
| CYP Cyprus                           | MDA Moldova                               | TPE Chinese Taipei   | PAL Palestine (now PLE)                                      |
| CZE Czech Republic                   | MDV Maldives                              | TTO Trinidad & Tobago  | PRY Democratic People's Republic of Yemen (now YEM)          |
| DEN Denmark                          | MEX Mexico                                | TUN Tunisia  | RHO Rhodesia (now ZIM/Zimbabwe)                              |
| DJI Djibouti                         | MGL Mongolia                              | TUR Turkey   | ROC Republic of China  |
| DMA Dominica                         | MHL Marshall Islands                      | TUV Tuvalu   | ROM Romania (now ROU)  |
| DOM Dominican Republic               | MKD Former Yugoslav Republic of Macedonia | UAE United Arab Emirates   | SAA Saar   |
| ECU Ecuador                          | MLI Mali                                  | UGA Uganda   | SAF South Africa (now RSA)                                   |
| EGY Egypt                            | MLT Malta                                 | UKR Ukraine  | SCG Serbia & Montenegro (formerly Yugoslavia, now SRB & MNE) |
| ERI Eritrea                          | MNE Montenegro                            | URU Uruguay  | SCO Scotland   |
| ESA El Salvador                      | MNT Montserrat                            | USA United States  | SER Serbia (now SRB)   |
| ESP Spain                            | MON Monaco                                | UZB Uzbekistan   | SIN Singapore (now SGP)                                      |
| EST Estonia                          | MOZ Mozambique                            | VAN Vanuatu  | STK St Kitts & Nevis (now SKN)                               |
| ETH Ethiopia                         | MRI Mauritius                             | VEN Venezuela  | STL St Lucia (now LCA)                                       |
| FIJ Fiji                             | MTN Mauritania                            | VIE Vietnam  | STV St Vincent (now VIN)                                     |
| FIN Finland                          | MYA Myanmar                               | VIN Saint Vincent & the Grenadines   | TWC Tahti West Coast   |
| FRA France                           | NAM Namibia                               | YEM Yemen  | UAR United Arab Republic                                     |
| FSM Federated States of Micronesia   | NCA Nicaragua                             | ZAM Zambia   | URS USSR   |
| GAB Gabon                            | NED Netherlands                           | ZIM Zimbabwe   | TAH Tahiti (now PYF)   |
| GAM The Gambia                       | NEP Nepal                                 |  | TCH (Up to 1992) Czechoslovakia                              |
| GBR Great Britain & Northern Ireland | NFI Norfolk Island                        |  | TON Tonga (now TGA)  |
| GBS Guinea Bissau                    | NGR Nigeria                               |  | TRI Trinidad & Tobago (now TTO)                              |
| GEO Georgia                          | NIG Niger                                 |  | VOL Upper Volta (now BUR/Burkina Faso)                       |
|                                      | NMI Northern Mariana Islands              |  | WAL Wales  |
|                                      | NOR Norway                                | ANA Authorised Neutral Athlete (Russian athlete declared eligible for international participation by the IAAF Doping Review Board) | YAR Yemen Arab Republic (now YEM)                            |
|                                      |   |  | YUG Yugoslavia   |
|                                      |   |  | ZAI Zaire (now COD)  |



# IAAF WORLD RECORDS

<sup>a</sup> = Awaiting ratification as at June 30, 2017

∅ = No longer an IAAF world record event according to IAAF Rule 261

| <b>MEN</b>  |            |                     |     |                |           | <b>Wind</b> |
|---|------------|---------------------|-----|----------------|-----------|-------------|
| 100 Metres  | 9.58       | Usain Bolt          | JAM | Berlin         | 16 Aug 09 | 0.9         |
| 200 Metres  | 19.19      | Usain Bolt          | JAM | Berlin         | 20 Aug 09 | -0.3        |
| 400 Metres  | 43.03      | Wadye van Niekerk   | RSA | Río de Janiero | 14 Aug 16 |             |
| 800 Metres  | 1:40.91    | David Rudisha       | KEN | London         | 9 Aug 12  |             |
| 1000 Metres   | 2:11.96    | Noah Ngeny          | KEN | Rieti          | 5 Sep 99  |             |
| 1500 Metres   | 3:26.00    | Hicham El Guerrouj  | MAR | Roma           | 14 Jul 98 |             |
| One Mile  | 3:43.13    | Hicham El Guerrouj  | MAR | Roma           | 7 Jul 99  |             |
| 2000 Metres   | 4:44.79    | Hicham El Guerrouj  | MAR | Berlin         | 7 Sep 99  |             |
| 3000 Metres   | 7:20.67    | Daniel Komen        | KEN | Rieti          | 1 Sep 96  |             |
| 5000 Metres   | 12:37.35   | Kenenisa Bekele     | ETH | Hengelo        | 31 May 04 |             |
| 10,000 Metres   | 26:17.53   | Kenenisa Bekele     | ETH | Bruxelles      | 26 Aug 05 |             |
| 20,000 Metres   | 56:26.0+   | Haile Gebrselassie  | ETH | Ostrava        | 27 Jun 07 |             |
| One hour  | 21,285m    | Haile Gebrselassie  | ETH | Ostrava        | 27 Jun 07 |             |
| 25,000 Metres   | 1:12:25.4+ | Moses Mosop         | KEN | Eugene         | 3 Jun 11  |             |
| 30,000 Metres   | 1:26:47.4  | Moses Mosop         | KEN | Eugene         | 3 Jun 11  |             |
| 3000 Metres Steeplechase  | 7:53.63    | Saif Saaeed Shaheen | QAT | Bruxelles      | 3 Sep 04  |             |
| 110 Metres Hurdles  | 12.80      | Aries Merritt       | USA | Bruxelles      | 7 Sep 12  | 0.3         |
| 400 Metres Hurdles  | 46.78      | Kevin Young         | USA | Barcelona      | 6 Aug 92  |             |
| High Jump   | 2.45       | Javier Sotomayor    | CUB | Salamanca      | 27 Jul 93 |             |
| Pole Vault  | 6.16i      | Renaud Lavillenie   | FRA | Donetsk        | 15 Feb 14 |             |
| Long Jump   | 8.95       | Mike Powell         | USA | Tokyo          | 30 Aug 91 | 0.3         |
| Triple Jump   | 18.29      | Jonathan Edwards    | GBR | Göteborg       | 7 Aug 95  | 1.3         |
| Shot Put  | 23.12      | Randy Barnes        | USA | Los Angeles    | 20 May 90 |             |
| Discus Throw  | 74.08      | Jürgen Schult       | GDR | Neubrandenburg | 6 Jun 86  |             |
| Hammer Throw  | 86.74      | Yuriy Sedykh        | URS | Stuttgart      | 30 Aug 86 |             |
| Javelin Throw   | 98.48      | Jan Železný         | CZE | Jena           | 25 May 96 |             |
| Decathlon   | 9045       | Ashton Eaton        | USA | Beijing        | 29 Aug 15 |             |
| (100m: 10.23/-0.4; LJ: 7.88/0.0; SP: 14.52; HJ: 2.01; 400m: 45.00; 110mH: 13.69/-0.2; DT: 43.34; PV: 5.20; JT: 63.63; 1500m: 4:17.52)                             |            |                     |     |                |           |             |
| 20,000 Metres Walk  | 1:17:25.6  | Bernardo Segura     | MEX | Bergen         | 7 May 94  |             |
| Two Hours Walk∅   | 29,572m    | Maurizio Damilano   | ITA | Cuneo          | 3 Oct 92  |             |
| 30,000 Metres Walk  | 2:01:44.1  | Maurizio Damilano   | ITA | Cuneo          | 3 Oct 92  |             |
| 50,000 Metres Walk  | 3:35:27.2  | Yohan Diniz         | FRA | Reims          | 12 Mar 11 |             |
| 4 x 100 Metres Relay  | 36.84      | Jamaica             |     | London         | 11 Aug 12 |             |
| (Nesta Carter 10.1, Michael Frater 8.9, Yohan Blake 9.0, Usain Bolt 8.8)  |            |                     |     |                |           |             |
| 4 x 200 Metres Relay  | 1:18.63    | Jamaica             |     | Nassau         | 24 May 14 |             |
| (Nickel Ashmeade 20.5, Warren Weir 19.2, Jermaine Brown 19.6, Yohan Blake 19.4)   |            |                     |     |                |           |             |
| 4 x 400 Metres Relay  | 2:54.29    | United States       |     | Stuttgart      | 22 Aug 93 |             |
| (Andrew Valmon 44.5, Quincy Watts 43.6, Butch Reynolds 43.23, Michael Johnson 42.94)  |            |                     |     |                |           |             |
| 4 x 800 Metres Relay  | 7:02.43    | Kenya               |     | Bruxelles      | 25 Aug 06 |             |
| (Joseph Mutua 1:46.73, William Yiamпой 1:44.38, Ismael Kombich 1:45.92, Wilfred Bungei 1:45.40)   |            |                     |     |                |           |             |
| Distance Medley Relay   | 9:15.50    | United States       |     | Nassau         | 3 May 15  |             |
| (Kyle Merber 2:53.56/1200m, Brycen Spratling 45.95/400m, Brandon Johnson 1:44.75/800m, Ben Blankenship 3:51.24/1600m)   |            |                     |     |                |           |             |
| 4 x 1500 Metres Relay   | 14:22.22   | Kenya               |     | Nassau         | 25 May 14 |             |
| (Collins Cheboi 3:38.6, Silas Kiplagat 3:32.5, James Magut 3:38.8, Asbel Kiprop 3:32.4)   |            |                     |     |                |           |             |
| <b>ROAD: (+ = en route to longer distance)</b>  |            |                     |     |                |           |             |
| 10 Kilometres   | 26:44      | Leonard Komon       | KEN | Utrecht        | 26 Sep 10 |             |
| 15 Kilometres   | 41:13      | Leonard Komon       | KEN | Nijmegen       | 21 Nov 10 |             |
| 20 Kilometres   | 55:21+     | Zersenay Tadese     | ERI | Lisboa         | 21 Mar 10 |             |
| Half Marathon   | 58:23      | Zersenay Tadese     | ERI | Lisboa         | 21 Mar 10 |             |
| 25 Kilometres   | 1:11:18    | Dennis Kimetto      | KEN | Berlin         | 6 May 12  |             |
| 30 Kilometres   | 1:27:13+   | Stanley Biwott      | KEN | London         | 24 Apr 16 |             |
|   | 1:27:13+   | Eliud Kipchoge      | KEN | London         | 24 Apr 16 |             |
| Marathon  | 2:02:57    | Dennis Kimetto      | KEN | Berlin         | 28 Sep 14 |             |
| 100 Kilometres  | 6:13:33    | Takahiro Sunada     | JPN | Tokoro         | 21 Jun 98 |             |
| Ekiden Relay (6-stage)<br>(5Km/10Km/7.195Km)  | 1:57:06    | Kenya               |     | Chiba          | 23 Nov 05 |             |
| (Josphat Ndambiri 13:24/5Km; Martin Mathathi 27:12/10Km; Daniel Mwangi 5Km/13:59; Mekubo Mogusu 10Km/27:56; Onesmus Nyerre 5Km/14:36; John Kariuki 7.195Km/19:59) |            |                     |     |                |           |             |
| 20 Kilometres Walk  | 1:16:36    | Yusuke Suzuki       | JPN | Nomi           | 15 Mar 15 |             |
| 50 Kilometres Walk  | 3:32:33    | Yohann Diniz        | FRA | Zürich         | 15 Aug 14 |             |

**WOMEN**

|   |           |   |     |                     |              |  | Wind |
|---|-----------|---|-----|---------------------|--------------|--|------|
| 100 Metres  | 10.49     | Florence Griffith Joyner  | USA | Indianapolis        | 16 Jul 88    |  | 0.0  |
| 200 Metres  | 21.34     | Florence Griffith Joyner  | USA | Seoul               | 29 Sep 88    |  | 1.3  |
| 400 Metres  | 47.60     | Marita Koch   | GDR | Canberra            | 6 Oct 85     |  |      |
| 800 Metres  | 1:53.28   | Jarmila Kratochvílová   | TCH | München             | 26 Jul 83    |  |      |
| 1000 Metres   | 2:28.98   | Svetlana Masterkova   | RUS | Bruxelles           | 23 Aug 96    |  |      |
| 1500 Metres   | 3:50.07   | Genzebe Dibaba  | ETH | Monaco              | 17 Jul 15    |  |      |
| One Mile  | 4:12.56   | Svetlana Masterkova   | RUS | Zürich              | 14 Aug 96    |  |      |
| 2000 Metres   | 5:23.75i  | Genzebe Dibaba  | ETH | Sabadell            | 7 Feb 17     |  |      |
| 3000 Metres   | 8:06.11   | Wang Junxia   | CHN | Beijing             | 13 Sep 93    |  |      |
| 5000 Metres   | 14:11.15  | Tirunesh Dibaba   | ETH | Oslo                | 6 Jun 08     |  |      |
| 10,000 Metres   | 29:17.45  | Almaz Ayana   | ETH | Rio de Janeiro      | 12 Aug 16    |  |      |
| One Hour  | 18,517m   | Dire Tune   | ETH | Ostrava             | 12 Jun 08    |  |      |
| 20,000 Metres   | 65:26.6   | Tegla Loroupe   | KEN | Borgholzhausen      | 3 Sep 00     |  |      |
| 25,000 Metres   | 1:27:05.9 | Tegla Loroupe   | KEN | Mengerskirchen      | 21 Sep 02    |  |      |
| 30,000 Metres   | 1:45:50.0 | Tegla Loroupe   | KEN | Warstein            | 6 Jun 03     |  |      |
| 3000 Metres Steeplechase                                | 8:52.78   | Ruth Jebet  | BRN | Paris (Saint-Denis) | 27 Aug 16    |  |      |
| 100 Metres Hurdles                                      | 12.20     | Keni Harrison   | USA | London              | 22 Jul 16    |  | 0.3  |
| 400 Metres Hurdles                                      | 52.34     | Yuliya Pechonkina   | RUS | Tula                | 8 Aug 03     |  |      |
| High Jump   | 2.09      | Stefka Kostadinova  | BUL | Roma                | 30 Aug 87    |  |      |
| Pole Vault  | 5.06      | Yelena Isinbaeva  | RUS | Zürich              | 28 Aug 09    |  |      |
| Long Jump   | 7.52      | Galina Chistyakova  | URS | Leningrad           | 11 Jun 88    |  | 1.4  |
| Triple Jump   | 15.50     | Inessa Kravets  | UKR | Göteborg            | 10 Aug 95    |  | 0.9  |
| Shot Put  | 22.63     | Natalya Lisovskaya  | URS | Moskva              | 7 Jun 87     |  |      |
| Discus Throw  | 76.80     | Gabriele Reinsch  | GDR | Neubrandenburg      | 9 Jul 88     |  |      |
| Hammer Throw  | 82.98     | Anita Włodarczyk  | POL | Warsawa             | 28 Aug 16    |  |      |
| Javelin Throw   | 72.28     | Barbora Špotáková   | CZE | Stuttgart           | 13 Sep 08    |  |      |
| Heptathlon  | 7291      | Jackie Joyner-Kersey  | USA | Seoul               | 23/24 Sep 88 |  |      |
|   |           | (100mH: 12.69/0.5; HJ: 1.86; SP: 15.80; 200m: 22.56/1.6; LJ: 7.27/0.7; JT: 45.66; 800m: 2:08.51)                                    |     |                     |              |  |      |
| Decathlon   | 8358      | Austra Skujytė  | LTU | Columbia            | 15 Apr 05    |  |      |
|   |           | (100m: 12.49/1.6; DT: 46.19; PV: 3.10; JT: 48.78; 400m: 57.19; 100H: 14.22w/2.4; LJ: 6.12/1.6; SP: 16.42; HJ: 1.78; 1500m: 5:15.86) |     |                     |              |  |      |
| 10,000 Metres Walk                                      | 41:56.23  | Nadyezhda Ryashkina   | URS | Seattle             | 24 Jul 90    |  |      |
| 20,000 Metres Walk                                      | 1:26:52.3 | Olimpiada Ivanova   | RUS | Brisbane            | 6 Sep 01     |  |      |
| 4 x 100 Metres Relay                                    | 40.82     | United States   |     | London              | 10 Aug 12    |  |      |
|   |           | (Tianna Madison, Allyson Felix, Bianca Knight, Carmelita Jeter)   |     |                     |              |  |      |
| 4 x 200 Metres Relay                                    | 1:27.46   | United States "Blue"  |     | Philadelphia        | 29 Apr 00    |  |      |
|   |           | (LaTasha Jenkins, LaTasha Colander-Richardson, Nanceen Perry, Marion Jones)   |     |                     |              |  |      |
| 4 x 400 Metres Relay                                    | 3:15.17   | USSR  |     | Seoul               | 1 Oct 88     |  |      |
|   |           | (Tatyana Ledovskaya 50.12, Olga Nazarova 47.82, Mariya Pinigina 49.43, Olga Bryzgina 47.80)   |     |                     |              |  |      |
| 4 x 800 Metres Relay                                    | 7:50.17   | USSR  |     | Moskva              | 5 Aug 84     |  |      |
|   |           | (Nadyezhda Olizarenko, Lyubov Gurina, Lyudmila Borisova, Irina Podyalovskaya)   |     |                     |              |  |      |
| Distance Medley Relay                                   | 10:36.50  | United States   |     | Nassau              | 2 May 15     |  |      |
|   |           | (Treniere Moser 3:18.38/1200m, Sanya Richards-Ross 50.12/400m, Ajeé Wilson 2:00.08/800m, Shannon Rowbury 4:27.92/1600m)             |     |                     |              |  |      |
| 4 x 1500 Metres Relay                                   | 16:33.58  | Kenya   |     | Nassau              | 24 May 14    |  |      |
|   |           | (Mercy Cherono 4:07.5, Faith Kipyegon 4:08.5, Irene Jelagat 4:10.5, Hellen Obiri 4:07.1)  |     |                     |              |  |      |
| <b>ROAD/MIXED:</b> (+ = en route to longer distance)    |           |   |     |                     |              |  |      |
| 10 Kilometres   | 30:04+    | Joyciline Jepkosgei   | KEN | Praha               | 1 Apr 17     |  |      |
| 15 Kilometres   | 45:37+    | Joyciline Jepkosgei   | KEN | Praha               | 1 Apr 17     |  |      |
| 20 Kilometres   | 61:25+    | Joyciline Jepkosgei   | KEN | Praha               | 1 Apr 17     |  |      |
| Half Marathon   | 64:52     | Joyciline Jepkosgei   | KEN | Praha               | 1 Apr 17     |  |      |
| 25 Kilometres   | 1:19:53   | Mary Keitany  | KEN | Berlin              | 9 May 10     |  |      |
| 30 Kilometres   | 1:38:19+a | Valary Aiyabei  | KEN | Praha               | 7 May 17     |  |      |
|   | 1:38:49+  | Mizuki Noguchi  | JPN | Berlin              | 25 Sep 05    |  |      |
| Marathon  | 2:15:25   | Paula Radcliffe   | GBR | London              | 13 Apr 03    |  |      |
| 100 Kilometres  | 6:33:11   | Tomeo Abe   | JPN | Yubetsu             | 25 Jun 00    |  |      |
| Ekiden Relay (6-stage)<br>(5Km/10Km/7.195Km)            | 2:11:41   | PR of China   |     | Beijing             | 28 Feb 98    |  |      |
|   |           | (Jiang Bo 15:42/5Km; Dong Yanmei 31:36/10Km; Zhao Fengdi 15:16/5Km; Ma Zaijie 31:01/10Km; Lan Lixin 15:50/5Km; Li Na 22:16/7.195Km) |     |                     |              |  |      |
| <b>ROAD/WOMEN ONLY:</b> (none for 100Km & Ekiden Relay) |           |   |     |                     |              |  |      |
| 10 Kilometres   | 30:29     | Asmae Leghzaoui   | MAR | New York            | 8 Jun 02     |  |      |
| 15 Kilometres   | 46:59+    | Lornah Kiplagat   | NED | Udine               | 14 Oct 07    |  |      |
| 20 Kilometres   | 62:57+    | Lornah Kiplagat   | NED | Udine               | 14 Oct 07    |  |      |
| Half Marathon   | 66:25     | Lornah Kiplagat   | NED | Udine               | 14 Oct 07    |  |      |
| 25 Kilometres   | 1:22:47+  | Paula Radcliffe   | GBR | Helsinki            | 14 Aug 05    |  |      |
| 30 Kilometres   | 1:36:05+  | Mary Keitany  | KEN | London              | 23 Apr 17    |  |      |
| Marathon  | 2:17:01   | Mary Keitany  | KEN | London              | 23 Apr 17    |  |      |
| <b>WALKS</b>  |           |   |     |                     |              |  |      |
| 20 Kilometres Walk                                      | 1:24:38   | Liu Hong  | CHN | La Coruña           | 6 Jun 15     |  |      |
| 50 Kilometres Walk                                      | 4:08:26   | Inês Henriques  | POR | Porto de Mós        | 15 Jan 17    |  |      |

# IAAF WORLD CHAMPIONSHIP RECORDS

It is the policy of the IAAF to recognise "an IAAF World Championship Record" as the best performance achieved at a championship which conforms to all criteria for World Records (IAAF Rule 260) except that there is no obligatory doping control test.

Therefore, wind-assisted marks (see IAAF rules 260.14.c, 260.17.b and 260.18) should not be regarded as Championship Records.

|   |                            |                       |     |                     |           | Wind |
|---|----------------------------|-----------------------|-----|---------------------|-----------|------|
| <b>MEN</b>  |                            |                       |     |                     |           |      |
| 100 Metres  | 9.58                       | Usain Bolt            | JAM | Berlin              | 16 Aug 09 | 0.9  |
| 200 Metres  | 19.19                      | Usain Bolt            | JAM | Berlin              | 20 Aug 09 | -0.3 |
| 400 Metres  | 43.18                      | Michael Johnson       | USA | Sevilla             | 26 Aug 99 |      |
| 800 Metres  | 1:43.06                    | Billy Konchellah      | KEN | Roma                | 1 Sep 87  |      |
| 1500 Metres   | 3:27.65                    | Hicham El Guerrouj    | MAR | Sevilla             | 24 Aug 99 |      |
| 5000 Metres   | 12:52.79                   | Eliud Kipchoge        | MAR | Paris (Saint-Denis) | 31 Aug 03 |      |
| 10,000 Metres   | 26:46.31                   | Kenenisa Bekele       | ETH | Berlin              | 17 Aug 09 |      |
| Marathon  | 2:06:54                    | Abel Kirui            | KEN | Berlin              | 22 Aug 09 |      |
| 3000 Metres Steeplechase  | 8:00.43                    | Ezekiel Kemboi        | KEN | Berlin              | 18 Aug 09 |      |
| 110 Metres Hurdles  | 12.91                      | Colin Jackson         | GBR | Stuttgart           | 20 Aug 93 | 0.5  |
| 400 Metres Hurdles  | 47.18                      | Kevin Young           | USA | Stuttgart           | 19 Aug 93 |      |
| High Jump   | 2.41                       | Bogdan Bondarenko     | UKR | Moskva              | 15 Aug 13 |      |
| Pole Vault  | 6.05                       | Dmitri Markov         | AUS | Edmonton            | 9 Aug 01  |      |
| Long Jump   | 8.95                       | Mike Powell           | USA | Tokyo               | 30 Aug 91 | 0.3  |
| Triple Jump   | 18.29                      | Jonathan Edwards      | GBR | Göteborg            | 7 Aug 95  | 1.3  |
| Shot Put  | 22.23                      | Werner Günthör        | SUI | Roma                | 29 Aug 87 |      |
| Discus Throw  | 70.17                      | Virgilius Alekna      | LTU | Helsinki            | 7 Aug 05  |      |
| Hammer Throw  | 83.63                      | Ivan Tikhon           | BLR | Osaka               | 27 Aug 07 |      |
| Javelin Throw   | 92.80                      | Jan Železný           | CZE | Edmonton            | 12 Aug 01 |      |
| Decathlon   | 9045                       | Ashton Eaton          | USA | Beijing             | 29 Aug 15 |      |
| (100m: 10.23/-0.4; LJ: 7.88/0.0; SP: 14.52; HJ: 2.01; 400m: 45.00; 110mH: 13.69/-0.2; DT: 43.34; PV: 5.20; JT: 63.63; 1500m: 4:17.52) |                            |                       |     |                     |           |      |
| 20 Kilometres Walk  | 1:17:21                    | Jefferson Pérez       | ECU | Paris (Saint-Denis) | 23 Aug 03 |      |
| 50 Kilometres Walk  | 3:36:03                    | Robert Korzeniowski   | POL | Paris (Saint-Denis) | 27 Aug 03 |      |
| 4 x 100 Metres Relay  | 37.04                      | Jamaica               |     | Daegu               | 4 Sep 11  |      |
| (Nesta Carter, Michael Frater, Yohan Blake, Usain Bolt)   |                            |                       |     |                     |           |      |
| 4 x 400 Metres Relay  | 2:54.29                    | United States         |     | Stuttgart           | 22 Aug 93 |      |
| (Andrew Valmon 44.5, Quincy Watts 43.6, Butch Reynolds 43.23, Michael Johnson 42.94)  |                            |                       |     |                     |           |      |
| 4 x 400 Metres Relay Split  | 42.94                      | Michael Johnson       |     | Stuttgart           | 22 Aug 93 |      |
| <b>WOMEN</b>  |                            |                       |     |                     |           | Wind |
| 100 Metres  | 10.70                      | Marion Jones          | USA | Sevilla             | 22 Aug 99 | -0.1 |
| 200 Metres  | 21.63                      | Dafne Schippers       | NED | Beijing             | 28 Aug 15 | 0.2  |
| 400 Metres  | 47.99                      | Jarmila Kratochvílová | TCH | Helsinki            | 10 Aug 83 |      |
| 800 Metres  | 1:54.68                    | Jarmila Kratochvílová | TCH | Helsinki            | 9 Aug 83  |      |
| 1500 Metres   | 3:58.52                    | Tatyana Tomashova     | RUS | Paris (Saint-Denis) | 31 Aug 03 |      |
| 3000 Metres   | 8:28.71                    | Qu Yunxia             | CHN | Stuttgart           | 16 Aug 93 |      |
| 5000 Metres   | 14:26.83                   | Almaz Ayana           | ETH | Beijing             | 30 Aug 15 |      |
| 10,000 Metres   | 30:04.18                   | Berhane Adere         | ETH | Paris (Saint-Denis) | 23 Aug 03 |      |
| Marathon  | 2:20:57                    | Paula Radcliffe       | GBR | Helsinki            | 14 Aug 05 |      |
| 3000 Metres Steeplechase  | 9:06.57                    | Yekaterina Volkova    | RUS | Osaka               | 27 Aug 07 |      |
| 100 Metres Hurdles  | 12.28                      | Sally Pearson         | AUS | Daegu               | 3 Sep 11  | 1.1  |
| 400 Metres Hurdles  | 52.42                      | Melaine Walker        | JAM | Berlin              | 20 Aug 09 |      |
| High Jump   | 2.09                       | Stefka Kostadinova    | BUL | Roma                | 30 Aug 87 |      |
| Pole Vault  | 5.01                       | Yelena Isinbaeva      | RUS | Helsinki            | 12 Aug 05 |      |
| Long Jump   | 7.36                       | Jackie Joyner-Kersey  | USA | Roma                | 4 Sep 87  | 0.4  |
| Triple Jump   | 15.50                      | Inessa Kravets        | UKR | Göteborg            | 10 Aug 95 | 0.9  |
| Shot Put  | 21.24                      | Natalya Lisovskaya    | URS | Roma                | 5 Sep 87  |      |
|   | 21.24                      | Valerie Adams         | NZL | Daegu               | 29 Aug 11 |      |
| Discus Throw  | 71.62                      | Martina Hellmann      | GDR | Roma                | 31 Aug 87 |      |
| Hammer Throw  | 80.85                      | Anita Włodarczyk      | POL | Beijing             | 27 Aug 15 |      |
| Javelin Throw   | 71.99                      | Mariya Abakumova      | RUS | Daegu               | 2 Sep 11  |      |
|   | 76.64 <sup>old model</sup> | Fatima Whitbread      | GBR | Roma                | 6 Sep 87  |      |
| Heptathlon  | 7128                       | Jackie Joyner-Kersey  | USA | Roma                | 1 Sep 87  |      |
| (100mH: 12.91/0.2; HJ: 1.90; SP: 16.00; 200m: 22.95/1.2; LJ: 7.14/0.9; JT: 45.68; 800m: 2:16.29)                                      |                            |                       |     |                     |           |      |
| 10,000 Metres Walk  | 42:55.49                   | Anna-Rita Sidoti      | ITA | Athina              | 7 Aug 97  |      |
| 10 Kilometres Walk  | 42:13                      | Irina Stankina        | RUS | Göteborg            | 11 Aug 95 |      |
| 20 Kilometres Walk  | 1:25:41                    | Olimpiada Ivanova     | RUS | Helsinki            | 7 Aug 05  |      |
| 4 x 100 Metres Relay  | 41.07                      | Jamaica               |     | Beijing             | 29 Aug 15 |      |
| (Carrie Russell, Kerron Stewart, Schillonie Calvert, Shelly-Ann Fraser-Pryce)   |                            |                       |     |                     |           |      |
| 4 x 400 Metres Relay  | 3:16.71                    | United States         |     | Stuttgart           | 21 Aug 93 |      |
| (Gwen Torrence 49.0, Maicel Malone 49.4, Natasha Kaiser-Brown 49.48, Jearl Miles 48.78)   |                            |                       |     |                     |           |      |
| 4 x 400 Metres Relay Split  | 47.72                      | Allyson Felix         | USA | Beijing             | 30 Aug 15 |      |

**BEST PERFORMANCES WITHIN COMBINED EVENTS****MEN****DECATHLON**

(Within a decathlon performance scoring more than 7000 points, or an indoor heptathlon scoring more than 5500 points, as at June 30, 2017)

|                    |        |                  |     |              |           | <b>Wind</b> |
|--------------------|--------|------------------|-----|--------------|-----------|-------------|
| 100 Metres         | 10.15  | Damian Warner    | CAN | Götzis       | 28 May 16 | 1.1         |
| Long Jump          | 8.23   | Ashton Eaton     | USA | Eugene       | 22 Jun 12 | 0.8         |
| Shot Put           | 19.17  | Edy Hubacher     | SUI | Bern         | 5 Oct 69  |             |
| High Jump          | 2.30i  | Derek Drouin     | CAN | Geneva       | 22 Feb 13 |             |
|                    | 2.27   | Rolf Beilschmidt | GDR | Jena         | 1 Oct 77  |             |
|                    | 2.27   | Christian Schenk | GDR | Seoul        | 28 Sep 88 |             |
| 400 Metres         | 45.00  | Ashton Eaton     | USA | Beijing      | 28 Aug 15 |             |
| (First day score)  | 4747W  | Dan O'Brien      | USA | New York     | 12 Jun 91 |             |
|                    | 4738   | Dan O'Brien      | USA | Knoxville    | 15 Jun 94 |             |
| 110m Hurdles       | 13.44  | Damian Warner    | CAN | Toronto      | 23 Jul 15 |             |
| Discus Throw       | 55.87  | Bryan Clay       | USA | Carson       | 24 Jun 05 |             |
| Pole Vault         | 5.76   | Tim Lobinger     | GER | Leverkusen   | 16 Sep 99 |             |
| Javelin Throw      | 79.80  | Peter Blank      | GER | Emmelshausen | 19 Jul 92 |             |
| 1500 Metres        | 3:58.7 | Robert Baker     | USA | Austin       | 3 Apr 80  |             |
| (Second day score) | 4455   | Dave Johnson     | USA | New Orleans  | 27 Jun 92 |             |

**WORLD CHAMPIONSHIP DECATHLON**

|                    |         |                  |     |          |           | <b>Wind</b> |
|--------------------|---------|------------------|-----|----------|-----------|-------------|
| 100 Metres         | 10.23   | Ashton Eaton     | USA | Beijing  | 28 Aug 15 | -0.4        |
| Long Jump          | 8.07    | Tomáš Dvořák     | CZE | Edmonton | 6 Aug 01  | 0.9         |
| Shot Put           | 17.54   | Michael Smith    | CAN | Athína   | 5 Aug 97  |             |
| High Jump          | 2.25    | Christian Schenk | GDR | Roma     | 3 Sep 87  |             |
| 400 Metres         | 45.00   | Ashton Eaton     | USA | Beijing  | 28 Aug 15 |             |
| (First day score)  | 4703    | Ashton Eaton     | USA | Beijing  | 28 Aug 15 |             |
| 110m Hurdles       | 13.55   | Frank Busemann   | GER | Athína   | 6 Aug 97  | 0.8         |
| Discus Throw       | 53.68   | Bryan Clay       | USA | Helsinki | 5 Aug 05  |             |
| Pole Vault         | 5.50    | Sébastien Levicq | FRA | Sevilla  | 25 Aug 99 |             |
| Javelin Throw      | 75.19   | Leonel Suárez    | CUB | Berlin   | 20 Aug 09 |             |
| 1500 Metres        | 4:11.82 | Beat Gähwiler    | SUI | Tokyo    | 30 Aug 91 |             |
| (Second day score) | 4380    | Sébastien Levicq | FRA | Sevilla  | 25 Aug 99 |             |

**WOMEN**

(Within a heptathlon performance scoring more than 5000 points, or an indoor pentathlon scoring more than 4200 points, as at June 30, 2017)

|                    |                            |                           |     |                |           | <b>Wind</b> |
|--------------------|----------------------------|---------------------------|-----|----------------|-----------|-------------|
| 100m Hurdles       | 12.54                      | Jessica Ennis             | GBR | London         | 3 Aug 12  | 1.3         |
| High Jump          | 1.99i                      | Tia Hellebaut             | BEL | Valencia       | 7 Mar 08  |             |
|                    | 1.98                       | Nafissastou Thiam         | BEL | Río de Janiero | 12 Aug 16 |             |
|                    | 1.98                       | Katarina Johnson-Thompson | GBR | Río de Janiero | 12 Aug 16 |             |
| Shot Put           | 20.27i                     | Eva Wilms                 | GER | Berlin         | 30 Jan 77 |             |
|                    | 17.31                      | Austra Skujytė            | LTU | London         | 3 Aug 12  |             |
| 200 Metres         | 22.30                      | Jackie Joyner-Kersey      | USA | Indianapolis   | 15 Jul 88 | 0.0         |
| (First day score)  | 4367                       | Jackie Joyner-Kersey      | USA | Indianapolis   | 15 Jul 88 |             |
| Long Jump          | 7.27                       | Jackie Joyner-Kersey      | USA | Seoul          | 24 Sep 88 | 0.7         |
| Javelin Throw      | 60.60                      | Barbora Špotáková         | CZE | Talence        | 16 Sep 12 |             |
|                    | 64.64 <sup>old model</sup> | Tessa Sanderson           | GBR | Bruxelles      | 12 Jul 81 |             |
| 800 Metres         | 2:01.84                    | Nadine Debois             | FRA | Talence        | 27 Sep 87 |             |
| (Second day score) | 3027                       | Jackie Joyner-Kersey      | USA | Seoul          | 24 Sep 88 |             |

**WORLD CHAMPIONSHIP HEPTATHLON**

|                    |         |                      |     |          |           | <b>Wind</b> |
|--------------------|---------|----------------------|-----|----------|-----------|-------------|
| 100m Hurdles       | 12.78   | Eunice Barber        | FRA | Edmonton | 4 Aug 01  | 0.5         |
| High Jump          | 1.95    | Carolina Klüft       | SWE | Osaka    | 25 Aug 07 |             |
| Shot Put           | 17.03   | Austra Skujytė       | LTU | Osaka    | 25 Aug 07 |             |
| 200 Metres         | 22.84   | Dafne Schippers      | NED | Moskva   | 12 Aug 13 | 0.0         |
| (First day score)  | 4256    | Jackie Joyner-Kersey | USA | Roma     | 31 Aug 87 |             |
| Long Jump          | 7.14    | Jackie Joyner-Kersey | USA | Roma     | 1 Sep 87  | 0.9         |
| Javelin Throw      | 56.36   | Margaret Simpson     | GHA | Helsinki | 7 Aug 05  |             |
| 800 Metres         | 2:05.17 | Nadine Debois        | FRA | Roma     | 1 Sep 87  |             |
| (Second day score) | 2953    | Tatyana Chernova     | RUS | Daegu    | 30 Aug 11 |             |



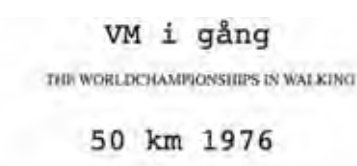
## 21st CENTURY WORLD BESTS

The best performances in World Championship events since January 1, 2000 as at June 30, 2017

| <b>MEN</b>  |          |   |     |                     |           | <b>Wind</b> |
|---|----------|---|-----|---------------------|-----------|-------------|
| 100 Metres  | 9.58     | Usain Bolt  | JAM | Berlin              | 16 Aug 09 | 0.9         |
| 200 Metres  | 19.19    | Usain Bolt  | JAM | Berlin              | 20 Aug 09 | -0.3        |
| 400 Metres  | 43.03    | Wadye van Niekerk   | RSA | Río de Janiero      | 14 Aug 16 |             |
| 800 Metres  | 1:40.91  | David Rudisha   | KEN | London              | 9 Aug 12  |             |
| 1500 Metres   | 3:26.12  | Hicham El Guerrouj  | MAR | Monaco              | 24 Aug 01 |             |
| 3000 Metres   | 7:25.02  | Ali Saïdi-Sief  | ALG | Monaco              | 18 Aug 00 |             |
| 5000 Metres   | 12:37.35 | Kenenisa Bekele   | ETH | Hengelo             | 31 May 04 |             |
| 10,000 Metres   | 26:17.53 | Kenenisa Bekele   | ETH | Bruxelles           | 26 Aug 05 |             |
| Marathon  | 2:02:57  | Dennis Kimetto  | KEN | Berlin              | 28 Sep 14 |             |
| 3000 Metres Steeplechase  | 7:53.63  | Saïf Saaeed Shaheen   | QAT | Bruxelles           | 3 Sep 04  |             |
| 110 Metres Hurdles  | 12.80    | Aries Merritt   | USA | Bruxelles           | 7 Sep 12  | 0.3         |
| 400 Metres Hurdles  | 47.24    | Kerron Clement  | USA | Carson              | 26 Jun 05 |             |
| High Jump   | 2.43     | Mutaz Essa Barshim  | QAT | Bruxelles           | 5 Sep 14  |             |
| Pole Vault  | 6.16i    | Renaud Lavillenie   | FRA | Donetsk             | 15 Feb 14 |             |
|   | 6.05     | Dmitri Markov   | AUS | Edmonton            | 9 Aug 01  |             |
|   | 6.05     | Renaud Lavillenie   | FRA | Eugene              | 30 May 15 |             |
| Long Jump   | 8.74     | Dwight Phillips   | USA | Eugene              | 7 Jun 09  | -1.2        |
| Triple Jump   | 18.21    | Christian Taylor  | USA | Beijing             | 27 Aug 15 | 0.2         |
| Shot Put  | 22.67    | Kevin Toth  | USA | Lawrence            | 19 Apr 03 |             |
| Discus Throw  | 73.88    | Virgilijus Alekna   | LTU | Kaunas              | 3 Aug 00  |             |
| Hammer Throw  | 84.90    | Vadim Devyatovski   | BLR | Stayki              | 21 Jul 05 |             |
| Javelin Throw   | 93.90    | Thomas Röhler   | GER | Doha                | 5 May 17  |             |
| Decathlon   | 9045     | Ashton Eaton  | USA | Beijing             | 29 Aug 15 |             |
| (100m: 10.23/-0.4; LJ: 7.88/0.0; SP: 14.52; HJ: 2.01; 400m: 45.00; 110mH: 13.69/-0.2; DT: 43.34; PV: 5.20; JT: 63.63; 1500m: 4:17.52) |          |   |     |                     |           |             |
| 20 Kilometres Walk  | 1:16:36  | Yusuke Suzuki   | JPN | Nomi                | 15 Mar 15 |             |
| 50 Kilometres Walk  | 3:32:33  | Yohann Diniz  | FRA | Zürich              | 15 Aug 14 |             |
| 4 x 100 Metres Relay  | 36.84    | Jamaica   |     | London              | 11 Aug 12 |             |
|   |          | (Nesta Carter, Michael Frater, Yohan Blake, Usain Bolt)                                       |     |                     |           |             |
| 4 x 400 Metres Relay  | 2:55.39  | United States   |     | Beijing             | 23 Aug 08 |             |
|   |          | (LaShawn Merritt 44.35e, Angelo Taylor 44.70e, David Neville 44.16, Jeremy Wariner 43.18)     |     |                     |           |             |
| 4 x 400 Metres Relay Split  | 43.10    | Jeremy Wariner  | USA | Daegu               | 2 Sep 07  |             |
| <b>WOMEN</b>  |          |   |     |                     |           | <b>Wind</b> |
| 100 Metres  | 10.64    | Carmelita Jeter   | USA | Shanghai            | 20 Sep 09 | 1.2         |
| 200 Metres  | 21.63    | Dafne Schippers   | NED | Beijing             | 28 Aug 15 | 0.2         |
| 400 Metres  | 48.70    | Sanya Richards-Ross   | USA | Athínai             | 16 Sep 06 |             |
| 800 Metres  | 1:54.01  | Pamela Jelimo   | KEN | Zürich              | 29 Aug 08 |             |
| 1500 Metres   | 3:50.07  | Genzebe Dibaba  | ETH | Monaco              | 17 Jul 15 |             |
| 3000 Metres   | 8:16.60i | Genzebe Dibaba  | ETH | Stockholm           | 6 Feb 14  |             |
|   | 8:20.68  | Hellen Obiri  | KEN | Doha                | 9 May 14  |             |
| 5000 Metres   | 14:11.15 | Tirunesh Dibaba   | ETH | Oslo                | 6 Jun 08  |             |
| 10,000 Metres   | 29:17.45 | Almaz Ayana   | ETH | Rio de Janeiro      | 12 Aug 16 |             |
| Marathon  | 2:15:25  | Paula Radcliffe   | GBR | London              | 13 Apr 03 |             |
| 3000 Metres Steeplechase  | 8:52.78  | Ruth Jebet  | BRN | Paris (Saint-Denis) | 27 Aug 16 |             |
| 100 Metres Hurdles  | 12.20    | Keni Harrison   | USA | London              | 22 Jul 16 | 0.3         |
| 400 Metres Hurdles  | 52.34    | Yuliya Pechonkina   | RUS | Tula                | 8 Aug 03  |             |
| High Jump   | 2.08i    | Kajsa Bergqvist   | SWE | Arnstadt            | 2 Feb 06  |             |
|   | 2.08     | Blanka Vlašić   | CRO | Zagreb              | 31 Aug 09 |             |
| Pole Vault  | 5.06     | Yelena Isinbaeva  | RUS | Zürich              | 28 Aug 09 |             |
| Long Jump   | 7.42     | Tatyana Kotova  | RUS | Annecy              | 23 Jun 02 | 2.0         |
| Triple Jump   | 15.39    | Françoise Mbango  | CMR | Beijing             | 17 Aug 08 | 0.5         |
| Shot Put  | 21.70i   | Nadezhda Ostapchuk  | BLR | Mogilyov            | 29 Aug 11 |             |
|   | 21.58    | Nadezhda Ostapchuk  | BLR | Minsk               | 18 Jul 12 |             |
| Discus Throw  | 71.08    | Sandra Perković   | CRO | Zürich              | 16 Aug 14 |             |
| Hammer Throw  | 82.98    | Anita Włodarczyk  | POL | Warszawa            | 28 Aug 16 |             |
| Javelin Throw   | 72.28    | Barbora Špotáková   | CZE | Stuttgart           | 13 Sep 08 |             |
| Heptathlon  | 7032     | Carolina Klüft  | SWE | Osaka               | 26 Aug 07 |             |
| (100mH: 13.15/0.1; HJ: 1.95; SP: 14.81; 200m: 23.38/0.3; LJ: 6.85/1.0; JT: 47.98; 800m: 2:12.56)                                      |          |   |     |                     |           |             |
| 20 Kilometres Walk  | 1:24:38  | Liu Hong  | CHN | La Coruña           | 6 Jun 15  |             |
| 4 x 100 Metres Relay  | 40.82    | United States   |     | London              | 10 Aug 12 |             |
|   |          | (Tianna Madison, Allyson Felix, Bianca Knight, Carmelita Jeter)                               |     |                     |           |             |
| 4 x 400 Metres Relay  | 3:16.87  | United States   |     | London              | 11 Aug 12 |             |
|   |          | (Deedee Trotter 50.2, Allyson Felix 48.2, Francena McCorory 49.39, Sanya Richards-Ross 49.10) |     |                     |           |             |
| 4 x 400 Metres Relay Split  | 47.72    | Allyson Felix   | USA | Beijing             | 30 Aug 15 |             |

# IAAF WORLD CHAMPIONSHIP FACTS & FIGURES

The participation totals here are the numbers of athletes who actually competed  
Not counted are reserves, those who were declared but did not start, and competitors in exhibition disability events



## IAAF World Championship Men's 50 Kilometre Walk

Malmö, Sweden – September 18, 1976  
Contested by **42** athletes from **20** countries  
Number of countries providing:  
Champions: **1**; Medallists: **3**; Top 8: **5**



## IAAF World Championship Women's 3000m & 400m Hurdles

Stadium "De Baandert"  
Sittard, Netherlands – August 14-16, 1980  
Contested by **45** athletes from **22** countries  
Number of countries providing:  
Champions: **2**; Medallists: **4**; Finalists/top 8: **12**



## IAAF World Championships (1)

Olympic Stadium  
Helsinki, Finland – August 7-14, 1983  
Contested by **1333** athletes from **153** countries  
Number of countries providing:  
Champions: **14**; Medallists: **25**; Finalists/top 8: **44**



## IAAF World Championships (2)

Olympic Stadium  
Rome, Italy – August 28-September 6, 1987  
Contested by **1419** athletes from **156** countries  
Number of countries providing:  
Champions: **14**; Medallists: **27**; Finalists/top 8: **47**



## IAAF World Championships (3)

Olympic Stadium  
Tokyo, Japan – August 23-September 1, 1991  
Contested by **1491** athletes from **162** countries  
Number of countries providing:  
Champions: **16**; Medallists: **29**; Finalists/top 8: **52**



## IAAF World Championships (4)

Gottlieb-Daimler Stadium  
Stuttgart, Germany – August 13-22, 1993  
Contested by **1630** athletes from **187** countries  
Number of countries providing:  
Champions: **20**; Medallists: **36**; Finalists/top 8: **66**



## IAAF World Championships (5)

Ullevi Stadium  
Gothenburg, Sweden – August 4-13, 1995  
Contested by **1755** athletes from **190** countries  
Number of countries providing:  
Champions: **24**; Medallists: **43**; Finalists/top 8: **69**



## IAAF World Championships (6)

"Spyridon Louis" Olympic Stadium, Athens. For Opening ceremony and marathon, Panathinaikon Stadium  
Athens, Greece – August 1-10, 1997  
Contested by **1785** athletes from **197** countries  
Number of countries providing:  
Champions: **26**; Medallists: **41**; Finalists/top 8: **68**

**IAAF World Championships (7)**

Olympic Stadium, La Cartuja  
Seville, Spain – August 20-29, 1999  
Contested by **1750** athletes from **200** countries  
Number of countries providing:  
Champions: **22**; Medallists: **42**; Finalists/top 8: **61**

**IAAF World Championships (8)**

Commonwealth Stadium  
Edmonton, Canada – August 3-12, 2001  
Contested by **1677** athletes from **189** countries  
Number of countries providing:  
Champions: **23**; Medallists: **42**; Finalists/top 8: **68**

**IAAF World Championships (9)**

Stade de France  
Paris Saint-Denis, France – August 23-31, 2003  
Contested by **1679** athletes from **198** countries  
Number of countries providing:  
Champions: **23**; Medallists: **43**; Finalists/top 8: **68**

**IAAF World Championships (10)**

Olympic Stadium  
Helsinki, Finland – August 6-14, 2005  
Contested by **1688** athletes from **191** countries  
Number of countries providing:  
Champions: **21**; Medallists: **40**; Finalists/top 8: **67**

**IAAF World Championships (11)**

Nagai Stadium  
Osaka, Japan – August 25-September 2, 2007  
Contested by **1800** athletes from **197** countries  
Number of countries providing:  
Champions: **22**; Medallists: **46**; Finalists/top 8: **73**

**IAAF World Championships (12)**

Olympic Stadium  
Berlin, Germany – August 15-22, 2009  
Contested by **1895** athletes from **200** countries  
Number of countries providing:  
Champions: **19**; Medallists: **38**; Finalists/top 8: **68**

**IAAF World Championships (13)**

Daegu Stadium  
Daegu, Korea – August 27-September 4, 2011  
Contested by **1742** athletes from **199** countries  
Number of countries providing:  
Champions: **18**; Medallists: **41**; Finalists/top 8: **74**

**IAAF World Championships (14)**

Luzhniki Stadium  
Moscow, Russia – August 10-18, 2013  
Contested by **1784** athletes from **203** countries  
Number of countries providing:  
Champions: **18**; Medallists: **38**; Finalists/top 8: **69**

**IAAF World Championships (15)**

Beijing National Stadium  
Beijing, PR of China – August 22-30, 2015  
Contested by **1761** athletes from **205** countries  
Number of countries providing:  
Champions: **19**; Medallists: **43**; Finalists/top 8: **76**

## PERFORMANCE TRENDS

These tables show the trends in the standard of performance at successive IAAF World Championships. For each event, the winning mark is given along with that for eighth best and the best non-qualifying performances. The best mark in each category is shown in bold

### MEN

#### 100 Metres

From 2011, the first round was a preliminary for unqualified entrants (pr) with the next round being the initial one for those who were pre-qualified (ht)

| Year | Gold        | 8th          | dnq (sf)     | dnq (qf)          | dnq (r1)     |
|------|-------------|--------------|--------------|-------------------|--------------|
| 1983 | 10.07       | 10.36        | 10.40        | 10.44             | 10.58        |
| 1987 | 9.93        | -            | 10.24        | 10.38             | 10.50        |
| 1991 | 9.86        | 10.14        | 10.17        | 10.19             | 10.44        |
| 1993 | 9.87        | 10.18        | 10.20        | 10.32             | 10.56        |
| 1995 | 9.97        | 10.29        | 10.20        | 10.29             | 10.47        |
| 1997 | 9.86        | 10.29        | 10.18        | 10.22             | 10.41        |
| 1999 | 9.80        | 10.24        | 10.13        | 10.16             | 10.45        |
| 2001 | 9.82        | -            | 10.26        | 10.15w            | 10.51        |
| 2003 | 10.07       | -            | 10.19        | 10.14             | <b>10.28</b> |
| 2005 | 9.88        | 10.20        | 10.08        | 10.34             | 10.49        |
| 2007 | 9.85        | 10.29        | 10.19        | 10.29             | 10.46        |
| 2009 | <b>9.58</b> | 10.34        | 10.04        | 10.19             | 10.40        |
| 2011 | 9.92        | -            | 10.14        | 10.42 (ht)        | 11.21 (pr)   |
| 2013 | 9.77        | 10.21        | <b>10.00</b> | 10.21 (ht)        | 10.77 (pr)   |
| 2015 | 9.79        | <b>10.00</b> | <b>10.00</b> | <b>10.13 (ht)</b> | 11.07 (pr)   |

#### 200 Metres

| Year | Gold         | 8th          | dnq (sf)     | dnq (qf)     | dnq (r1)     |
|------|--------------|--------------|--------------|--------------|--------------|
| 1983 | 20.14        | 20.80        | 20.69w       | 20.99        | 21.66        |
| 1987 | 20.16        | 20.78        | 20.47        | 20.90        | 21.36        |
| 1991 | 20.01        | 20.78        | 20.52        | 20.69        | 21.07        |
| 1993 | 19.85        | 20.56        | 20.52        | 20.81        | 20.99        |
| 1995 | 19.79        | 20.77        | 20.39        | 20.60        | 20.83        |
| 1997 | 20.04w       | 20.44w       | 20.43        | 20.73        | 20.75        |
| 1999 | 19.90        | -            | 20.25        | 20.59        | 20.79        |
| 2001 | 20.04        | 20.38        | 20.38        | <b>20.43</b> | 20.87        |
| 2003 | 20.30        | 20.62        | 20.43        | 20.56        | 20.87        |
| 2005 | 20.04        | 26.27        | 20.72        | 21.16        | 20.94        |
| 2007 | 19.76        | 20.75        | 20.36        | 20.65        | 20.85        |
| 2009 | <b>19.19</b> | 20.68        | 20.43        | 20.68        | 20.97        |
| 2011 | 19.40        | -            | 20.58        | -            | 20.75        |
| 2013 | 19.66        | 20.37        | 20.36        | -            | 20.60        |
| 2015 | 19.55        | <b>20.33</b> | <b>20.14</b> | -            | <b>20.39</b> |

#### 400 Metres

| Year | Gold         | 8th          | dnq (sf)     | dnq (qf)     | dnq (r1)     |
|------|--------------|--------------|--------------|--------------|--------------|
| 1983 | 45.05        | 45.91        | 45.73        | 46.22        | 47.50        |
| 1987 | 44.33        | 46.77        | 44.97        | 45.76        | 46.56        |
| 1991 | 44.57        | 45.47        | 45.34        | 45.68        | 46.86        |
| 1993 | 43.65        | 45.68        | 44.85        | 45.57        | 47.91        |
| 1995 | 43.39        | 45.50        | 45.41        | 45.64        | 46.41        |
| 1997 | 44.12        | -            | 45.07        | 45.44        | 46.48        |
| 1999 | <b>43.18</b> | -            | <b>44.51</b> | <b>45.23</b> | 46.42        |
| 2001 | 44.64        | -            | 45.14        | -            | 45.82        |
| 2003 | 44.50        | -            | 44.99        | -            | 45.68        |
| 2005 | 43.93        | 45.46        | 46.07        | -            | 45.91        |
| 2007 | 43.45        | 45.40        | 44.95        | -            | 45.44        |
| 2009 | 44.06        | 45.90        | 44.93        | -            | 45.77        |
| 2011 | 44.63        | 45.55        | 45.43        | -            | 46.42        |
| 2013 | 43.74        | <b>45.03</b> | 45.03        | -            | 46.23        |
| 2015 | 43.48        | 45.15        | 44.70        | -            | <b>45.16</b> |

#### 800 Metres

| Year | Gold           | 8th            | dnq (sf)       | dnq (qf)       | dnq (r1)       |
|------|----------------|----------------|----------------|----------------|----------------|
| 1983 | 1:43.65        | 1:46.56        | 1:45.70        | -              | 1:47.54        |
| 1987 | <b>1:43.06</b> | 1:49.21        | 1:45.36        | <b>1:46.25</b> | 1:49.52        |
| 1991 | 1:43.99        | 1:47.65        | 1:45.98        | -              | 1:46.82        |
| 1993 | 1:44.71        | 1:46.17        | 1:45.66        | -              | 1:47.99        |
| 1995 | 1:45.08        | 1:53.12        | 1:48.05        | -              | 1:46.45        |
| 1997 | 1:43.38        | 1:49.02        | 1:46.02        | 1:46.45        | 1:47.76        |
| 1999 | 1:43.30        | 1:46.79        | 1:45.78        | -              | 1:46.86        |
| 2001 | 1:43.70        | 1:46.68        | 1:45.21        | -              | 1:47.17        |
| 2003 | 1:44.81        | 1:46.28        | 1:46.40        | -              | 1:46.75        |
| 2005 | 1:44.24        | 1:46.20        | 1:44.90        | -              | 1:47.74        |
| 2007 | 1:47.09        | 1:47.58        | 1:45.31        | -              | <b>1:46.24</b> |
| 2009 | 1:45.29        | 1:46.17        | 1:45.40        | -              | 1:47.07        |
| 2011 | 1:43.91        | <b>1:45.93</b> | 1:45.06        | -              | 1:46.94        |
| 2013 | 1:43.31        | 1:46.57        | <b>1:44.89</b> | -              | 1:46.80        |
| 2015 | 1:45.84        | 1:47.66        | 1:45.34        | -              | 1:47.24        |

#### 1500 Metres

| Year | Gold           | 8th            | dnq (sf)       | dnq (r1)       |
|------|----------------|----------------|----------------|----------------|
| 1983 | 3:41.59        | 3:43.75        | 3:38.36        | 3:41.51        |
| 1987 | 3:36.80        | 3:41.19        | 3:38.24        | 3:41.44        |
| 1991 | 3:32.84        | 3:36.56        | 3:41.61        | 3:42.76        |
| 1993 | 3:34.24        | 3:37.76        | 3:42.11        | 3:41.05        |
| 1995 | 3:33.73        | 3:37.02        | 3:38.61        | 3:40.65        |
| 1997 | 3:35.83        | 3:37.66        | 3:39.45        | <b>3:38.02</b> |
| 1999 | <b>3:27.65</b> | <b>3:34.02</b> | 3:37.77        | 3:39.70        |
| 2001 | 3:30.68        | 3:36.54        | 3:36.77        | 3:39.57        |
| 2003 | 3:31.77        | 3:34.37        | 3:40.13        | 3:51.34        |
| 2005 | 3:37.88        | 3:41.01        | 3:37.20        | 3:41.70        |
| 2007 | 3:34.77        | 3:35.69        | 3:41.17        | 3:42.08        |
| 2009 | 3:35.93        | 3:37.62        | 3:37.27        | 3:40.05        |
| 2011 | 3:35.69        | 3:37.31        | 3:37.44        | 3:41.17        |
| 2013 | 3:36.28        | 3:37.52        | 3:36.94        | 3:40.01        |
| 2015 | 3:34.40        | 3:36.13        | <b>3:36.59</b> | 3:41.12        |

#### 5000 Metres

| Year | Gold            | 8th             | dnq (sf) | dnq (r1)        |
|------|-----------------|-----------------|----------|-----------------|
| 1983 | 13:28.53        | 13:36.08        | 13:38.56 | 14:52.26        |
| 1987 | 13:26.44        | 13:30.94        | -        | 13:30.16        |
| 1991 | 13:14.45        | 13:35.59        | -        | 13:54.41        |
| 1993 | 13:02.75        | 13:23.41        | -        | 13:40.21        |
| 1995 | 13:16.77        | 13:34.52        | -        | 13:29.43        |
| 1997 | 13:07.38        | 13:24.54        | -        | 13:34.52        |
| 1999 | 12:58.13        | 13:20.81        | -        | 13:37.87        |
| 2001 | 13:00.77        | 13:20.24        | -        | 13:37.27        |
| 2003 | <b>12:52.79</b> | <b>13:05.57</b> | -        | 13:42.88        |
| 2005 | 13:32.55        | 13:34.98        | -        | <b>13:22.87</b> |
| 2007 | 13:45.87        | 13:51.01        | -        | 13:47.30        |
| 2009 | 13:17.09        | 13:20.23        | -        | 13:23.86        |
| 2011 | 13:23.36        | 13:26.67        | -        | 13:44.09        |
| 2013 | 13:26.98        | 13:29.87        | -        | 13:31.08        |
| 2015 | 13:50.38        | 13:55.98        | -        | 13:25.85        |

#### 10,000 Metres

| Year | Gold     | 8th      | dnq (r1)        |
|------|----------|----------|-----------------|
| 1983 | 28:01.04 | 28:09.05 | <b>28:12.79</b> |
| 1987 | 27:36.63 | 28:11.38 | -               |
| 1991 | 27:38.74 | 28:12.77 | 28:47.13        |



| <u>Year</u> | <u>Gold</u>     | <u>8th</u>      | <u>dnq (r1)</u> |
|-------------|-----------------|-----------------|-----------------|
| 1993        | 27:46.02        | 28:36.88        | 28:40.69        |
| 1995        | 27:12.95        | 27:52.55        | 28:14.76        |
| 1997        | 27:24.58        | 28:07.06        | 28:20.50        |
| 1999        | 27:57.27        | 28:15.58        | -               |
| 2001        | 27:53.25        | 27:58.06        | -               |
| 2003        | 26:49.57        | 27:45.46        | -               |
| 2005        | 27:08.33        | 27:08.96        | -               |
| 2007        | 27:05.90        | 28:25.67        | -               |
| 2009        | <b>26:46.31</b> | 27:37.99        | -               |
| 2011        | 27:13.81        | 27:34.11        | -               |
| 2013        | 27:21.71        | <b>27:29.21</b> | -               |
| 2015        | 27:01.13        | 27:44.90        | -               |

### Marathon

| <u>Year</u> | <u>Gold</u>    | <u>8th</u>     |
|-------------|----------------|----------------|
| 1983        | 2:10:03        | 2:11:15        |
| 1987        | 2:11:48        | 2:14:41        |
| 1991        | 2:14:57        | 2:17:03        |
| 1993        | 2:13:57        | 2:18:52        |
| 1995        | 2:11:41        | 2:16:13        |
| 1997        | 2:13:16        | 2:17:44        |
| 1999        | 2:13:36        | 2:16:17        |
| 2001        | 2:12:42        | 2:17:05        |
| 2003        | 2:08:31        | <b>2:10:35</b> |
| 2005        | 2:10:10        | 2:12:51        |
| 2007        | 2:15:59        | 2:19:21        |
| 2009        | <b>2:06:54</b> | 2:14:04        |
| 2011        | 2:07:38        | 2:12:57        |
| 2013        | 2:09:51        | 2:11:43        |
| 2015        | 2:12:28        | 2:14:54        |

### 3000 Metres Steeplechase

| <u>Year</u> | <u>Gold</u>    | <u>8th</u>     | <u>dnq (sf)</u> | <u>dnq (r1)</u> |
|-------------|----------------|----------------|-----------------|-----------------|
| 1983        | 8:15.06        | 8:20.45        | <b>8:23.39</b>  | 8:32.62         |
| 1987        | 8:08.57        | 8:20.45        | -               | 8:22.75         |
| 1991        | 8:12.59        | 8:26.79        | -               | 8:29.20         |
| 1993        | 8:06.36        | 8:23.42        | -               | 8:27.26         |
| 1995        | 8:04.16        | 8:18.57        | 8:24.13         | 8:31.10         |
| 1997        | 8:05.84        | 8:16.01        | 8:26.22         | 8:32.02         |
| 1999        | 8:11.76        | 8:18.17        | -               | <b>8:17.75</b>  |
| 2001        | 8:15.16        | 8:20.87        | -               | 8:32.70         |
| 2003        | 8:04.39        | 8:17.16        | -               | 8:22.32         |
| 2005        | 8:13.31        | 8:19.96        | -               | 8:21.84         |
| 2007        | 8:13.82        | 8:22.95        | -               | 8:25.17         |
| 2009        | <b>8:00.43</b> | <b>8:14.47</b> | -               | 8:24.07         |
| 2011        | 8:14.85        | 8:19.69        | -               | 8:26.75         |
| 2013        | 8:06.01        | 8:17.04        | -               | 8:24.88         |
| 2015        | 8:11.28        | 8:18.63        | -               | 8:37.43         |

### 110 Metres Hurdles

| <u>Year</u> | <u>Gold</u>  | <u>8th</u>   | <u>dnq (sf)</u> | <u>dnq (af)</u> | <u>dnq (r1)</u> |
|-------------|--------------|--------------|-----------------|-----------------|-----------------|
| 1983        | 13.42        | 13.82        | 13.76           | -               | 13.97           |
| 1987        | 13.21        | -            | 13.62           | -               | 13.81           |
| 1991        | 13.06        | 13.46        | 13.65           | -               | <b>13.47</b>    |
| 1993        | <b>12.91</b> | 14.13        | 13.38           | -               | 13.83           |
| 1995        | 13.00        | 13.43        | 13.45           | 13.52           | 13.85           |
| 1997        | 12.93        | -            | 13.49           | <b>13.50</b>    | 13.89           |
| 1999        | 13.04        | 13.54        | 13.35           | 13.53           | 13.79           |
| 2001        | 13.04        | 13.84        | 13.42           | -               | 13.82           |
| 2003        | 13.12        | -            | 13.53           | -               | 13.74           |
| 2005        | 13.07        | 13.48        | 13.44           | -               | 14.12           |
| 2007        | 12.95        | 13.39        | 13.36           | -               | 13.67           |
| 2009        | 13.14        | 13.57        | 13.42           | -               | 13.67           |
| 2011        | 13.16        | -            | 13.57           | -               | 13.56           |
| 2013        | 13.00        | 13.51        | 13.35           | -               | 13.52           |
| 2015        | 12.98        | <b>13.34</b> | <b>13.29</b>    | -               | 13.63           |

### 400 Metres Hurdles

| <u>Year</u> | <u>Gold</u>  | <u>8th</u>   | <u>dnq (sf)</u> | <u>dnq (r1)</u> |
|-------------|--------------|--------------|-----------------|-----------------|
| 1983        | 47.50        | 49.78        | 49.51           | 50.68           |
| 1987        | 47.46        | 49.46        | 48.56           | 50.04           |
| 1991        | 47.64        | 50.28        | 49.53           | 49.77           |
| 1993        | <b>47.18</b> | 49.23        | 49.21           | 49.96           |
| 1995        | 47.98        | 49.86        | 48.94           | <b>49.33</b>    |
| 1997        | 47.70        | 49.51        | 48.45           | 49.56           |
| 1999        | 47.72        | 49.06        | 48.95           | 49.48           |
| 2001        | 47.49        | -            | 48.99           | 50.26           |
| 2003        | 47.25        | 72.10        | 48.64           | 49.66           |
| 2005        | 47.30        | -            | 48.64           | 50.35           |
| 2007        | 47.61        | -            | <b>48.44</b>    | 49.67           |
| 2009        | 47.91        | 50.11        | 48.80           | 49.60           |
| 2011        | 48.26        | 49.32        | 49.08           | 49.82           |
| 2013        | 47.69        | <b>49.08</b> | 48.55           | 50.02           |
| 2015        | 47.79        | 50.02        | 48.59           | 49.38           |

### High Jump

| <u>Year</u> | <u>Gold</u> | <u>8th</u>  | <u>dnq</u>  |
|-------------|-------------|-------------|-------------|
| 1983        | 2.32        | 2.26        | 2.18        |
| 1987        | 2.38        | 2.29        | 2.24        |
| 1991        | 2.38        | 2.28        | 2.24        |
| 1993        | 2.40        | <b>2.31</b> | 2.25        |
| 1995        | 2.37        | 2.25        | 2.27        |
| 1997        | 2.37        | 2.29        | 2.23        |
| 1999        | 2.37        | 2.29        | 2.26        |
| 2001        | 2.36        | 2.25        | 2.25        |
| 2003        | 2.35        | 2.29        | 2.27        |
| 2005        | 2.32        | 2.29        | 2.24        |
| 2007        | 2.35        | 2.26        | 2.26        |
| 2009        | 2.32        | 2.23        | 2.27        |
| 2011        | 2.35        | 2.29        | 2.28        |
| 2013        | <b>2.41</b> | 2.29        | 2.26        |
| 2015        | 2.34        | 2.25        | <b>2.29</b> |

### Pole Vault

| <u>Year</u> | <u>Gold</u> | <u>8th</u>  | <u>dnq</u>  |
|-------------|-------------|-------------|-------------|
| 1983        | 5.70        | 5.40        | 5.40        |
| 1987        | 5.85        | 5.60        | 5.30        |
| 1991        | 5.95        | 5.60        | 5.45        |
| 1993        | 6.00        | 5.70        | 5.65        |
| 1995        | 5.92        | 5.60        | 5.55        |
| 1997        | 6.01        | 5.70        | 5.60        |
| 1999        | 6.02        | 5.70        | 5.55        |
| 2001        | <b>6.05</b> | 5.75        | <b>5.70</b> |
| 2003        | 5.90        | 5.70        | 5.60        |
| 2005        | 5.80        | 5.50        | 5.45        |
| 2007        | 5.86        | <b>5.81</b> | 5.65        |
| 2009        | 5.90        | 5.65        | 5.55        |
| 2011        | 5.90        | 5.65        | 5.50        |
| 2013        | 5.89        | 5.65        | 5.40        |
| 2015        | 5.90        | 5.65        | 5.65        |

### Long Jump

| <u>Year</u> | <u>Gold</u> | <u>8th</u> | <u>dnq</u> |
|-------------|-------------|------------|------------|
| 1983        | 8.55        | 7.89       | 7.87       |
| 1987        | 8.67        | 8.10       | 7.93       |
| 1991        | <b>8.95</b> | 7.99w      | 8.00       |
| 1993        | 8.59        | 7.93       | 7.90       |
| 1995        | 8.70        | 7.93       | 7.88       |
| 1997        | 8.42        | 7.88       | 7.93       |
| 1999        | 8.56        | 7.99       | 7.90       |
| 2001        | 8.40        | 7.92       | 7.79       |
| 2003        | 8.32        | 7.93       | 7.94       |

| <u>Year</u> | <u>Gold</u> | <u>8th</u>  | <u>dng</u>  |
|-------------|-------------|-------------|-------------|
| 2005        | 8.60        | 8.06w       | 7.91        |
| 2007        | 8.57        | 7.78        | 7.93        |
| 2009        | 8.54        | 8.06        | 8.01        |
| 2011        | 8.45        | <b>8.17</b> | <b>8.02</b> |
| 2013        | 8.56        | 8.02        | 7.89        |
| 2015        | 8.41        | 7.97        | 7.98        |

### Triple Jump

| <u>Year</u> | <u>Gold</u>  | <u>8th</u>    | <u>dng</u>   |
|-------------|--------------|---------------|--------------|
| 1983        | 17.42        | 16.76         | 16.29        |
| 1987        | 17.92        | <b>17.23w</b> | 16.51        |
| 1991        | 17.78        | 16.92         | 16.79        |
| 1993        | 17.86        | 17.12         | 16.86        |
| 1995        | <b>18.29</b> | 16.93         | 16.60w       |
| 1997        | 17.85        | 17.11         | 16.83        |
| 1999        | 17.59        | 17.00         | 16.68        |
| 2001        | 17.92        | 16.72         | 16.62        |
| 2003        | 17.72        | 16.86         | 16.63        |
| 2005        | 17.57        | 17.09         | 16.63        |
| 2007        | 17.74        | 16.85         | 16.65        |
| 2009        | 17.73        | 16.89         | <b>16.94</b> |
| 2011        | 17.96        | 17.17         | 16.74        |
| 2013        | 18.04        | 16.74         | 16.63        |
| 2015        | 18.21        | 16.81         | 16.73        |

### Shot Put

| <u>Year</u> | <u>Gold</u>  | <u>8th</u>   | <u>dng</u>   |
|-------------|--------------|--------------|--------------|
| 1983        | 21.39        | 19.85        | 19.48        |
| 1987        | <b>22.23</b> | 20.15        | 19.62        |
| 1991        | 21.67        | 19.34        | 18.90        |
| 1993        | 21.97        | 19.53        | 19.37        |
| 1995        | 21.47        | 19.38        | 18.99        |
| 1997        | 21.44        | 19.91        | 19.61        |
| 1999        | 21.79        | 19.93        | 19.73        |
| 2001        | 21.87        | <b>20.63</b> | 19.74        |
| 2003        | 21.69        | 19.84        | 19.95        |
| 2005        | 21.73        | 20.09        | 19.83        |
| 2007        | 22.04        | 20.23        | 19.91        |
| 2009        | 22.03        | 20.00        | 20.04        |
| 2011        | 21.78        | 20.18        | <b>20.06</b> |
| 2013        | 21.73        | 20.39        | 19.63        |
| 2015        | 21.93        | 20.11        | 19.89        |

### Discus Throw

| <u>Year</u> | <u>Gold</u>  | <u>8th</u>   | <u>dng</u>   |
|-------------|--------------|--------------|--------------|
| 1983        | 67.72        | 63.22        | 59.54        |
| 1987        | 68.74        | 63.64        | 61.64        |
| 1991        | 66.20        | 61.44        | 61.90        |
| 1993        | 67.72        | 61.06        | 60.88        |
| 1995        | 68.76        | 63.18        | 60.68        |
| 1997        | 68.54        | 63.06        | 61.48        |
| 1999        | 69.08        | 63.59        | <b>62.71</b> |
| 2001        | 69.72        | <b>65.27</b> | 61.73        |
| 2003        | 69.69        | 64.39        | 61.98        |
| 2005        | <b>70.17</b> | 63.77        | 62.41        |
| 2007        | 68.94        | 64.33        | 62.67        |
| 2009        | 69.43        | 63.17        | 62.24        |
| 2011        | 68.97        | 63.54        | 62.29        |
| 2013        | 69.11        | 63.38        | 62.28        |
| 2015        | 67.40        | 63.94        | 62.41        |

### Hammer Throw

| <u>Year</u> | <u>Gold</u>  | <u>8th</u>   | <u>dng</u>   |
|-------------|--------------|--------------|--------------|
| 1983        | 82.68        | 76.64        | 72.06        |
| 1987        | 83.06        | 77.06        | 75.10        |
| 1991        | 81.70        | 73.64        | 72.90        |
| 1993        | 81.64        | 76.22        | 73.90        |
| 1995        | 81.56        | 76.18        | 74.44        |
| 1997        | 81.78        | 77.14        | 75.16        |
| 1999        | 80.24        | 76.96        | 75.29        |
| 2001        | 83.38        | 79.34        | <b>76.66</b> |
| 2003        | 83.05        | 77.79        | 76.52        |
| 2005        | 82.60        | 76.05        | 74.99        |
| 2007        | <b>83.63</b> | <b>79.66</b> | 74.11        |
| 2009        | 80.84        | 76.00        | 75.10        |
| 2011        | 81.24        | 77.04        | 75.35        |
| 2013        | 81.97        | 77.57        | 74.98        |
| 2015        | 80.88        | 75.79        | 74.31        |

### Javelin Throw

New specification used from 1987

| <u>Year</u> | <u>Gold</u>          | <u>8th</u>           | <u>dng</u>           |
|-------------|----------------------|----------------------|----------------------|
| 1983        | 89.48 <sup>old</sup> | 80.42 <sup>old</sup> | 81.72 <sup>old</sup> |
| 1987        | 83.54                | 78.40                | 77.46                |
| 1991        | 90.82                | 78.58                | 78.94                |
| 1993        | 85.98                | 78.00                | 77.98                |
| 1995        | 89.58                | 80.76                | 78.94                |
| 1997        | 88.40                | 82.80                | 79.38                |
| 1999        | 89.52                | <b>83.84</b>         | 80.89                |
| 2001        | <b>92.80</b>         | 82.82                | <b>81.66</b>         |
| 2003        | 85.44                | 80.34                | 77.06                |
| 2005        | 87.17                | 77.56                | 76.71                |
| 2007        | 90.33                | 82.10                | 79.62                |
| 2009        | 89.59                | 81.32                | 78.68                |
| 2011        | 86.27                | 81.81                | 80.88                |
| 2013        | 87.17                | 80.03                | 80.09                |
| 2015        | 92.72                | 83.13                | 80.65                |

### Decathlon

| <u>Year</u> | <u>Gold</u> | <u>8th</u>  |
|-------------|-------------|-------------|
| 1983        | 8666        | 8149        |
| 1987        | 8680        | 8174        |
| 1991        | 8812        | 8200        |
| 1993        | 8817        | 8237        |
| 1995        | 8695        | 8193        |
| 1997        | 8837        | 8307        |
| 1999        | 8744        | 8130        |
| 2001        | 8902        | 8280        |
| 2003        | 8750        | 8020        |
| 2005        | 8732        | 8068        |
| 2007        | 8676        | 8257        |
| 2009        | 8790        | <b>8387</b> |
| 2011        | 8607        | 8200        |
| 2013        | 8809        | 8370        |
| 2015        | <b>9045</b> | 8302        |

### 20 Kilometres Walk

| <u>Year</u> | <u>Gold</u> | <u>8th</u> |
|-------------|-------------|------------|
| 1983        | 1:20:49     | 1:22:04    |
| 1987        | 1:20:45     | 1:23:42    |
| 1991        | 1:19:37     | 1:21:15    |
| 1993        | 1:22:31     | 1:24:23    |
| 1995        | 1:19:59     | 1:22:30    |
| 1997        | 1:21:43     | 1:23:33    |
| 1999        | 1:23:34     | 1:25:33    |

| Year | Gold           | 8th            |
|------|----------------|----------------|
| 2001 | 1:20:31        | 1:22:20        |
| 2003 | <b>1:17:21</b> | <b>1:20:14</b> |
| 2005 | 1:18:35        | 1:20:45        |
| 2007 | 1:22:20        | 1:24:10        |
| 2009 | 1:19:06        | 1:21:13        |
| 2011 | 1:20:38        | 1:22:10        |
| 2013 | 1:20:58        | 1:22:21        |
| 2015 | 1:19:14        | 1:21:37        |

### 50 Kilometres Walk

| Year | Gold           | 8th            |
|------|----------------|----------------|
| 1983 | 3:43:08        | 3:56:02        |
| 1987 | 3:40:53        | 3:52:08        |
| 1991 | 3:53:09        | 4:06:30        |
| 1993 | 3:41:41        | 3:50:53        |
| 1995 | 3:43:32        | 3:49:47        |
| 1997 | 3:44:46        | 3:51:33        |
| 1999 | 3:47:54        | 3:55:23        |
| 2001 | 3:42:08        | 3:51:09        |
| 2003 | <b>3:36:03</b> | 3:46:14        |
| 2005 | 3:38:08        | 3:51:55        |
| 2007 | 3:43:53        | 3:57:22        |
| 2009 | 3:41:16        | 3:47:36        |
| 2011 | 3:42:45        | 3:48:03        |
| 2013 | 3:37:56        | <b>3:43:38</b> |
| 2015 | 3:40:32        | 3:46:00        |

### 4 x 100 Metres Relay

| Year | Gold         | 8th          | dnq (sf)     | dnq (r1)     |
|------|--------------|--------------|--------------|--------------|
| 1983 | 37.86        | 38.98        | 39.39        | 40.17        |
| 1987 | 37.90        | -            | 39.08        | 40.22        |
| 1991 | 37.50        | 39.51        | -            | 39.08        |
| 1993 | 37.48        | 39.22        | 38.61        | 39.79        |
| 1995 | 38.31        | -            | 38.75        | 39.45        |
| 1997 | 37.86        | -            | <b>38.31</b> | 39.37        |
| 1999 | 37.59        | -            | -            | 38.81        |
| 2001 | 37.96        | -            | 38.71        | 39.22        |
| 2003 | 38.06        | -            | 38.66        | 39.05        |
| 2005 | 38.08        | <b>38.77</b> | -            | 38.67        |
| 2007 | 37.78        | -            | -            | 38.73        |
| 2009 | 37.31        | 39.21        | -            | 38.93        |
| 2011 | <b>37.04</b> | -            | -            | 38.66        |
| 2013 | 37.36        | -            | -            | 38.46        |
| 2015 | 37.36        | -            | -            | <b>38.41</b> |

### 4 x 400 Metres Relay

| Year | Gold           | 8th            | dnq (sf)       | dnq (r1)       |
|------|----------------|----------------|----------------|----------------|
| 1983 | 3:00.79        | -              | 3:04.46        | 3:09.06        |
| 1987 | 2:57.29        | -              | <b>3:02.90</b> | 3:05.34        |
| 1991 | 2:57.53        | 3:05.33        | -              | <b>3:01.26</b> |
| 1993 | <b>2:54.29</b> | 3:05.35        | -              | 3:01.85        |
| 1995 | 2:57.32        | -              | -              | 3:01.46        |
| 1997 | 2:56.65        | -              | -              | 3:02.95        |
| 1999 | 2:58.91        | -              | -              | 3:02.21        |
| 2001 | 2:58.19        | -              | -              | 3:01.65        |
| 2003 | 2:58.96        | -              | -              | 3:02.89        |
| 2005 | 2:56.91        | -              | -              | 3:03.17        |
| 2007 | 2:55.56        | 3:07.40        | -              | 3:02.59        |
| 2009 | 2:57.86        | 3:02.73        | -              | 3:02.78        |
| 2011 | 2:59.31        | <b>3:01.37</b> | -              | 3:01.54        |
| 2013 | 2:58.71        | 3:02.26        | -              | 3:01.73        |
| 2015 | 2:57.82        | 3:03.05        | -              | 2:59.95        |

## WOMEN

### 100 Metres

In 2011, the first round was a preliminary for unqualified entrants (pr) with the next round being the initial one for those who were pre-qualified (ht)

| Year | Gold         | 8th          | dnq (sf)     | dnq (qf)     | dnq (r1)     |
|------|--------------|--------------|--------------|--------------|--------------|
| 1983 | 10.97        | -            | 11.30        | 11.48        | 12.18        |
| 1987 | 10.90        | -            | 11.07w       | 11.49        | 12.26        |
| 1991 | 10.99        | 11.52        | 11.19        | 11.45        | 11.98        |
| 1993 | 10.82        | 11.23        | 11.21        | 11.32        | 11.62        |
| 1995 | 10.85        | 11.44        | 11.09        | 11.33        | 11.57        |
| 1997 | 10.83        | 11.32        | 11.34        | 11.31        | 11.55        |
| 1999 | <b>10.70</b> | 11.16        | 11.12        | <b>11.14</b> | 11.59        |
| 2001 | 10.82        | -            | 11.20        | 11.34        | 11.53        |
| 2003 | 10.93        | -            | 11.15        | 11.29        | 11.90        |
| 2005 | 10.93        | 11.13        | 11.18        | 11.41        | 11.71        |
| 2007 | 11.01        | 11.26        | 11.16        | 11.33        | 11.53        |
| 2009 | 10.73        | 11.16        | 11.07        | 11.43        | 11.64        |
| 2011 | 10.90        | 11.33        | 11.44        | 11.36 (ht)   | 12.74 (pr)   |
| 2013 | 10.71        | 11.16        | 11.10        | -            | 11.47        |
| 2015 | 10.76        | <b>11.02</b> | <b>10.98</b> | -            | <b>11.29</b> |

### 200 Metres

| Year | Gold         | 8th          | dnq (sf)     | dnq (qf)     | dnq (r1)     |
|------|--------------|--------------|--------------|--------------|--------------|
| 1983 | 22.13        | 23.03        | 22.86w       | 23.30        | 25.92        |
| 1987 | 21.74        | 22.55        | 22.89        | -            | 23.26        |
| 1991 | 22.09        | 23.10        | 23.22        | 23.63        | 24.66        |
| 1993 | 21.98        | 23.04        | 22.58        | 23.16        | 25.16        |
| 1995 | 22.12        | -            | 22.61        | -            | <b>23.01</b> |
| 1997 | 22.32        | 22.81        | 22.70        | 22.97        | 23.22        |
| 1999 | 21.77        | 22.64        | <b>22.52</b> | <b>22.61</b> | 23.38        |
| 2001 | 22.52        | -            | 22.80        | -            | 23.32        |
| 2003 | 22.38        | -            | 22.86        | 22.98        | 24.12        |
| 2005 | 22.16        | 23.00        | 23.26        | -            | 23.88        |
| 2007 | 21.81        | 23.08        | 22.88        | 22.86        | 23.48        |
| 2009 | 22.02        | 23.05        | 22.74        | -            | 23.38        |
| 2011 | 22.22        | 23.17        | 22.92        | -            | 23.31        |
| 2013 | 22.17        | -            | 22.81        | -            | 23.10        |
| 2015 | <b>21.63</b> | <b>22.50</b> | 22.56        | -            | 23.16        |

### 400 Metres

| Year | Gold         | 8th          | dnq (sf)     | dnq (qf) | dnq (r1)     |
|------|--------------|--------------|--------------|----------|--------------|
| 1983 | <b>47.99</b> | 50.66        | 51.09        | 52.03    | 64.00        |
| 1987 | 49.38        | 51.20        | 51.23        | -        | 54.13        |
| 1991 | 49.13        | 51.73        | 50.85        | 53.06    | 54.26        |
| 1993 | 49.82        | -            | 51.14        | -        | 52.69        |
| 1995 | 49.28        | 51.13        | 51.00        | -        | 51.79        |
| 1997 | 49.77        | 51.37        | 50.90        | 51.42    | 52.74        |
| 1999 | 49.67        | 50.72        | 50.40        | 51.40    | 52.95        |
| 2001 | 49.86        | -            | 50.87        | -        | 52.33        |
| 2003 | 48.89        | 51.30        | 51.19        | -        | 52.21        |
| 2005 | 49.55        | 52.22        | 50.96        | -        | 52.29        |
| 2007 | 49.61        | 50.96        | <b>50.37</b> | -        | 52.19        |
| 2009 | 49.00        | 50.65        | 50.45        | -        | 53.21        |
| 2011 | 49.56        | 52.89        | 50.90        | -        | 53.59        |
| 2013 | 49.41        | -            | 50.47        | -        | 52.39        |
| 2015 | 49.26        | <b>50.63</b> | 50.62        | -        | <b>51.74</b> |

### 800 Metres

| Year | Gold           | 8th     | dnq (sf) | dnq (r1) |
|------|----------------|---------|----------|----------|
| 1983 | <b>1:54.68</b> | 2:02.13 | 1:59.96  | 2:15.37  |
| 1987 | 1:55.26        | 2:02.09 | 1:59.34  | 2:02.90  |
| 1991 | 1:57.50        | 2:02.92 | 1:59.93  | 2:02.02  |

| Year | Gold    | 8th            | dnq (sf)       | dnq (r1)       |
|------|---------|----------------|----------------|----------------|
| 1993 | 1:55.43 | -              | 1:58.64        | 2:01.67        |
| 1995 | 1:56.11 | 2:05.55        | 1:59.45        | 2:01.38        |
| 1997 | 1:57.14 | 2:05.50        | 1:59.45        | 2:02.22        |
| 1999 | 1:56.68 | <b>1:58.69</b> | 2:00.33        | 2:00.83        |
| 2001 | 1:57.17 | 2:04.33        | 2:01.04        | 2:01.05        |
| 2003 | 1:59.89 | -              | 2:00.56        | 2:03.42        |
| 2005 | 1:58.82 | 2:01.52        | 1:59.45        | 2:02.16        |
| 2007 | 1:56.04 | -              | 1:58.62        | 2:00.74        |
| 2009 | 1:55.45 | 2:00.32        | 1:59.96        | 2:03.99        |
| 2011 | 1:56.35 | -              | 1:59.07        | 2:02.87        |
| 2013 | 1:57.38 | -              | 2:00.55        | <b>2:00.60</b> |
| 2015 | 1:58.03 | 1:59.70        | <b>1:58.50</b> | 2:00.95        |

### 1500 Metres

| Year | Gold           | 8th            | dnq (sf)       | dnq (r1)       |
|------|----------------|----------------|----------------|----------------|
| 1983 | 4:00.90        | 4:05.73        | -              | 4:10.89        |
| 1987 | 3:58.56        | 4:03.63        | -              | 4:07.38        |
| 1991 | 4:02.21        | 4:05.52        | -              | 4:07.39        |
| 1993 | 4:00.50        | 4:08.23        | -              | 4:09.75        |
| 1995 | 4:02.42        | 4:07.27        | 4:10.28        | 4:19.12        |
| 1997 | 4:04.24        | 4:07.81        | 4:07.19        | 4:11.21        |
| 1999 | 3:59.53        | 4:04.72        | -              | <b>4:05.72</b> |
| 2001 | 4:00.57        | 4:08.17        | 4:09.66        | 4:15.30        |
| 2003 | <b>3:58.52</b> | <b>4:02.46</b> | 4:06.64        | 4:16.38        |
| 2005 | 4:00.35        | 4:04.77        | -              | 4:09.90        |
| 2007 | 3:58.75        | 4:08.64        | 4:08.02        | 4:11.51        |
| 2009 | 4:03.74        | 4:07.71        | 4:06.88        | 4:09.84        |
| 2011 | 4:05.40        | 4:08.14        | 4:08.64        | 4:12.03        |
| 2013 | 4:02.67        | 4:06.01        | <b>4:05.36</b> | 4:09.40        |
| 2015 | 4:08.09        | 4:13.22        | 4:10.01        | 4:09.06        |

### 3000 Metres

| Year | Gold           | 8th            | dnq (r1)       |
|------|----------------|----------------|----------------|
| 1983 | 8:34.62        | 8:47.98        | 8:55.54        |
| 1987 | 8:38.73        | 8:45.85        | <b>8:50.68</b> |
| 1991 | 8:35.82        | 8:44.02        | 8:56.02        |
| 1993 | <b>8:28.71</b> | <b>8:40.78</b> | 8:57.46        |

### 5000 Metres

| Year | Gold            | 8th             | dnq (r1)        |
|------|-----------------|-----------------|-----------------|
| 1995 | 14:46.47        | 15:08.05        | 15:20.89        |
| 1997 | 14:57.68        | 15:21.19        | 15:37.19        |
| 1999 | 14:41.82        | 15:03.47        | 15:28.41        |
| 2001 | 15:03.39        | 15:19.55        | 15:20.78        |
| 2003 | 14:51.72        | 14:54.98        | <b>15:04.00</b> |
| 2005 | 14:38.59        | <b>14:45.14</b> | 15:20.59        |
| 2007 | 14:57.91        | 15:04.77        | 15:25.59        |
| 2009 | 14:57.97        | 15:11.12        | 15:32.33        |
| 2011 | 14:55.36        | 15:09.35        | 15:38.23        |
| 2013 | 14:50.19        | 15:14.70        | 16:03.03        |
| 2015 | <b>14:26.83</b> | 15:08.00        | 15:47.97        |

### 10,000 Metres

In 2009, the winner ran under-distance when the outer tier of starters were allowed to cut in early

| Year | Gold     | 8th      | dnq (r1)        |
|------|----------|----------|-----------------|
| 1987 | 31:05.85 | 31:48.88 | 33:54.99        |
| 1991 | 31:14.31 | 32:16.55 | 32:28.09        |
| 1993 | 30:49.30 | 31:37.26 | 33:20.16        |
| 1995 | 31:04.99 | 31:54.01 | <b>32:22.92</b> |
| 1997 | 31:32.92 | 32:03.81 | 33:14.85        |
| 1999 | 30:24.56 | 31:43.80 | -               |

| Year | Gold                   | 8th             |
|------|------------------------|-----------------|
| 2001 | 31:48.81               | 32:09.21        |
| 2003 | <b>30:04.18</b>        | 30:37.68        |
| 2005 | 30:24.02               | <b>30:33.53</b> |
| 2007 | 31:55.41               | 32:31.21        |
| 2009 | 30:51.24 <sup>sh</sup> | 31:21.42        |
| 2011 | 30:48.98               | 31:37.03        |
| 2013 | 30:43.35               | 31:34.83        |
| 2015 | 31:41.31               | 31:51.35        |

### Marathon

In 1995, the distance was 400m short as the runners competed one lap too few before leaving the stadium

| Year | Gold                  | 8th                   |
|------|-----------------------|-----------------------|
| 1983 | 2:28:09               | 2:34:14               |
| 1987 | 2:25:17               | 2:35:16               |
| 1991 | 2:29:53               | 2:33:00               |
| 1993 | 2:30:03               | 2:36:33               |
| 1995 | 2:25:39 <sup>sh</sup> | 2:32:17 <sup>sh</sup> |
| 1997 | 2:29:48               | 2:36:16               |
| 1999 | 2:26:59               | 2:29:11               |
| 2001 | 2:26:01               | 2:28:54               |
| 2003 | 2:23:55               | 2:26:49               |
| 2005 | <b>2:20:57</b>        | <b>2:25:46</b>        |
| 2007 | 2:30:37               | 2:32:22               |
| 2009 | 2:25:15               | 2:27:39               |
| 2011 | 2:28:43               | 2:30:25               |
| 2013 | 2:25:44               | 2:35:49               |
| 2015 | 2:27:35               | 2:30:54               |

### 3000 Metres Steeplechase

| Year | Gold           | 8th            | dnq (r1)       |
|------|----------------|----------------|----------------|
| 2005 | 9:18.24        | 9:39.66        | 9:47.37        |
| 2007 | <b>9:06.57</b> | 9:36.84        | 9:43.23        |
| 2009 | 9:08.39        | <b>9:18.54</b> | <b>9:28.64</b> |
| 2011 | 9:11.97        | 9:44.14        | 9:41.17        |
| 2013 | 9:11.65        | 9:34.06        | 9:44.12        |
| 2015 | 9:19.11        | 9:29.64        | 9:30.79        |

### 100 Metres Hurdles

| Year | Gold               | 8th                | dnq (sf)     | dnq (qf)     | dnq (r1)     |
|------|--------------------|--------------------|--------------|--------------|--------------|
| 1983 | 12.35 <sup>w</sup> | 12.99 <sup>w</sup> | 13.08        | 13.21        | 14.85        |
| 1987 | 12.34              | 13.06              | 13.04        | -            | 13.40        |
| 1991 | 12.59              | 13.07              | 13.02        | -            | 13.29        |
| 1993 | 12.46              | 12.95              | 12.96        | -            | 13.41        |
| 1995 | 12.68              | 13.02              | 12.87        | -            | 13.13        |
| 1997 | 12.50              | -                  | 12.91        | -            | 13.07        |
| 1999 | 12.37              | 12.97              | 12.83        | <b>12.96</b> | 13.35        |
| 2001 | 12.42              | 13.02              | 12.78        | -            | 13.13        |
| 2003 | 12.53              | 12.87              | 12.87        | -            | 13.29        |
| 2005 | 12.66              | -                  | 12.85        | -            | 13.17        |
| 2007 | 12.46              | <b>12.66</b>       | 12.80        | -            | <b>12.94</b> |
| 2009 | 12.51              | 15.53              | <b>12.76</b> | -            | 13.23        |
| 2011 | <b>12.28</b>       | -                  | 12.86        | -            | 13.28        |
| 2013 | 12.44              | 12.86              | 12.82        | -            | 13.24        |
| 2015 | 12.57              | 13.06              | 12.86        | -            | 13.13        |

### 400 Metres Hurdles

| Year | Gold  | 8th   | dnq (sf)     | dnq (r1) |
|------|-------|-------|--------------|----------|
| 1983 | 54.14 | 56.26 | 56.63        | 57.43    |
| 1987 | 53.62 | 56.10 | 54.86        | 57.13    |
| 1991 | 53.11 | 55.27 | 54.88        | 56.38    |
| 1993 | 52.74 | 55.78 | <b>54.60</b> | 57.02    |



| <u>Year</u> | <u>Gold</u>  | <u>8th</u>   | <u>dng (sf)</u> | <u>dng (r1)</u> |
|-------------|--------------|--------------|-----------------|-----------------|
| 1995        | 52.61        | 56.75        | 56.88           | 57.83           |
| 1997        | 52.97        | 55.63        | 54.93           | 55.99           |
| 1999        | 52.89        | 56.24        | 54.86           | <b>55.33</b>    |
| 2001        | 53.34        | 57.42        | 55.28           | 56.36           |
| 2003        | 53.22        | 55.90        | 55.24           | 56.07           |
| 2005        | 52.90        | 55.58        | 55.41           | 57.58           |
| 2007        | 53.31        | <b>54.94</b> | 54.38           | 56.44           |
| 2009        | <b>52.42</b> | 55.04        | 54.82           | 56.91           |
| 2011        | 52.47        | 55.17        | 55.07           | 56.71           |
| 2013        | 52.83        | 57.34        | 54.97           | 56.33           |
| 2015        | 53.50        | 55.47        | 55.16           | 56.51           |

### High Jump

| <u>Year</u> | <u>Gold</u> | <u>8th</u>  | <u>dng</u>  |
|-------------|-------------|-------------|-------------|
| 1983        | 2.01        | 1.88        | 1.84        |
| 1987        | <b>2.09</b> | 1.93        | 1.88        |
| 1991        | 2.05        | 1.90        | 1.86        |
| 1993        | 1.99        | 1.91        | 1.90        |
| 1995        | 2.01        | 1.93        | <b>1.93</b> |
| 1997        | 1.96        | 1.93        | 1.92        |
| 1999        | 1.99        | 1.93        | 1.89        |
| 2001        | 2.00        | 1.90        | 1.88        |
| 2003        | 2.06        | <b>1.95</b> | 1.91        |
| 2005        | 2.02        | 1.89        | 1.91        |
| 2007        | 2.05        | 1.94        | 1.91        |
| 2009        | 2.04        | 1.96        | 1.92        |
| 2011        | 2.03        | 1.93        | 1.92        |
| 2013        | 2.03        | 1.93        | 1.88        |
| 2015        | 2.01        | 1.92        | 1.89        |

### Pole Vault

| <u>Year</u> | <u>Gold</u> | <u>8th</u>  | <u>dng</u>  |
|-------------|-------------|-------------|-------------|
| 1999        | 4.60        | 4.35        | -           |
| 2001        | 4.75        | 4.45        | 4.25        |
| 2003        | 4.75        | 4.45        | 4.25        |
| 2005        | <b>5.01</b> | 4.35        | 4.40        |
| 2007        | 4.80        | 4.60        | <b>4.50</b> |
| 2009        | 4.75        | 4.40        | <b>4.50</b> |
| 2011        | 4.85        | <b>4.65</b> | <b>4.50</b> |
| 2013        | 4.89        | 4.55        | 4.45        |
| 2015        | 4.90        | 4.60        | 4.45        |

### Long Jump

| <u>Year</u> | <u>Gold</u> | <u>8th</u>  | <u>dng</u>  |
|-------------|-------------|-------------|-------------|
| 1983        | 7.27w       | 6.65        | 6.37        |
| 1987        | <b>7.36</b> | 6.63        | 6.55        |
| 1991        | 7.32        | 6.69        | 6.62w       |
| 1993        | 7.11        | 6.57        | 6.44        |
| 1995        | 6.98w       | 6.66        | 6.53        |
| 1997        | 7.05        | 6.64        | 6.57        |
| 1999        | 7.06        | 6.68        | 6.62        |
| 2001        | 7.02        | 6.70        | 6.46        |
| 2003        | 6.99        | 6.47        | 6.51        |
| 2005        | 6.89        | 6.42w       | 6.53w       |
| 2007        | 7.03        | 6.60        | 6.58        |
| 2009        | 7.10        | 6.62        | 6.51        |
| 2011        | 6.82        | 6.37        | 6.50        |
| 2013        | 7.01        | <b>6.73</b> | 6.57        |
| 2015        | 7.14        | 6.67        | <b>6.65</b> |

### Triple Jump

| <u>Year</u> | <u>Gold</u>  | <u>8th</u>   | <u>dng</u>   |
|-------------|--------------|--------------|--------------|
| 1993        | 15.09        | 13.80        | 13.38        |
| 1995        | <b>15.50</b> | 14.18w       | 13.94        |
| 1997        | 15.20        | 14.03        | 14.09        |
| 1999        | 14.88        | 14.38        | 14.12        |
| 2001        | 15.25        | 13.92        | 13.96        |
| 2003        | 15.18        | 14.34        | 14.10        |
| 2005        | 15.11        | 14.31        | 14.09        |
| 2007        | 15.28        | <b>14.40</b> | <b>14.16</b> |
| 2009        | 14.95        | 14.25        | 14.11        |
| 2011        | 14.94        | 14.12        | 14.07        |
| 2013        | 14.85        | 14.15        | 14.82        |
| 2015        | 14.90        | 14.25        | 13.83        |

### Shot Put

| <u>Year</u> | <u>Gold</u>  | <u>8th</u>   | <u>dng</u>   |
|-------------|--------------|--------------|--------------|
| 1983        | 21.05        | 19.47        | 16.99        |
| 1987        | <b>21.24</b> | <b>20.29</b> | <b>18.43</b> |
| 1991        | 20.83        | 18.83        | 17.99        |
| 1993        | 20.57        | 19.27        | 18.12        |
| 1995        | 21.22        | 18.81        | 17.87        |
| 1997        | 20.71        | 17.83        | 17.87        |
| 1999        | 19.85        | 18.12        | 17.89        |
| 2001        | 20.61        | 18.73        | 17.71        |
| 2003        | 20.63        | 18.28        | 17.95        |
| 2005        | 19.64        | 18.01        | 17.85        |
| 2007        | 20.54        | 18.39        | 18.19        |
| 2009        | 20.44        | 18.74        | 17.99        |
| 2011        | <b>21.24</b> | 19.26        | 18.28        |
| 2013        | 20.88        | 18.09        | 17.87        |
| 2015        | 20.37        | 18.24        | 17.71        |

### Discus Throw

| <u>Year</u> | <u>Gold</u>  | <u>8th</u>   | <u>dng</u>   |
|-------------|--------------|--------------|--------------|
| 1983        | 68.94        | 62.50        | 57.64        |
| 1987        | <b>71.62</b> | 62.30        | 58.50        |
| 1991        | 71.02        | <b>63.62</b> | 59.16        |
| 1993        | 67.40        | 62.06        | 61.18        |
| 1995        | 68.64        | 61.16        | 59.56        |
| 1997        | 66.82        | 61.40        | 59.62        |
| 1999        | 68.14        | 63.43        | 62.20        |
| 2001        | 67.10        | 60.49        | <b>62.27</b> |
| 2003        | 67.32        | 61.61        | 59.77        |
| 2005        | 66.56        | 59.37        | 58.93        |
| 2007        | 66.61        | 59.37        | 60.44        |
| 2009        | 65.44        | 60.92        | 61.02        |
| 2011        | 66.52        | 62.08        | 59.88        |
| 2013        | 67.99        | 62.80        | 60.09        |
| 2015        | 69.28        | 62.90        | 60.33        |

### Hammer Throw

| <u>Year</u> | <u>Gold</u>  | <u>8th</u>   | <u>dng</u>   |
|-------------|--------------|--------------|--------------|
| 1999        | 75.20        | 64.03        | -            |
| 2001        | 70.65        | 65.43        | 64.34        |
| 2003        | 73.30        | 68.39        | 65.29        |
| 2005        | 73.08        | 64.76        | 66.36        |
| 2007        | 74.76        | 70.36        | 68.15        |
| 2009        | 77.96        | 71.56        | 69.58        |
| 2011        | 77.13        | 69.88        | 68.89        |
| 2013        | 78.80        | 72.70        | <b>69.86</b> |
| 2015        | <b>80.85</b> | <b>72.38</b> | 69.66        |

## Javelin Throw

New specification used from 1999

| Year | Gold                 | 8th                  | dnq                  |
|------|----------------------|----------------------|----------------------|
| 1983 | 70.82 <sup>old</sup> | 62.04 <sup>old</sup> | 60.64 <sup>old</sup> |
| 1987 | 76.64 <sup>old</sup> | 64.90 <sup>old</sup> | 60.60 <sup>old</sup> |
| 1991 | 68.78 <sup>old</sup> | 62.26 <sup>old</sup> | 60.34 <sup>old</sup> |
| 1993 | 69.18 <sup>old</sup> | 61.24 <sup>old</sup> | 59.26 <sup>old</sup> |
| 1995 | 67.56 <sup>old</sup> | 59.82 <sup>old</sup> | 59.30 <sup>old</sup> |
| 1997 | 68.78 <sup>old</sup> | 63.76 <sup>old</sup> | 60.72 <sup>old</sup> |
| 1999 | 67.09                | <b>62.67</b>         | 59.50                |
| 2001 | 69.53                | 61.01                | 58.26                |
| 2003 | 66.52                | 59.60                | 58.50                |
| 2005 | 71.70                | 57.99                | 58.74                |
| 2007 | 67.07                | 61.03                | 59.52                |
| 2009 | 67.30                | 60.29                | 58.98                |
| 2011 | <b>71.99</b>         | 59.27                | 59.15                |
| 2013 | 69.05                | 61.30                | 60.32                |
| 2015 | 67.69                | 60.88                | <b>62.17</b>         |

## Heptathlon

| Year | Gold        | 8th         |
|------|-------------|-------------|
| 1983 | 6714        | 6155        |
| 1987 | <b>7128</b> | 6211        |
| 1991 | 6672        | <b>6370</b> |
| 1993 | 6837        | 6341        |
| 1995 | 6651        | 6258        |
| 1997 | 6739        | 6277        |
| 1999 | 6861        | 6262        |
| 2001 | 6694        | 6061        |
| 2003 | 7001        | 6134        |
| 2005 | 6887        | 6174        |
| 2007 | 7032        | 6327        |
| 2009 | 6731        | 6288        |
| 2011 | 6880        | 6297        |
| 2013 | 6586        | 6326        |
| 2015 | 6669        | 6344        |

## 10 Kilometres/10,000 Metres Walk

Road 10 Kilometres in 1987-1995, then track 10,000m in 1997

| Year | Gold         | 8th          | dnq (r1)        |
|------|--------------|--------------|-----------------|
| 1987 | 44:12        | 45:27        | -               |
| 1991 | 42:57        | 44:11        | -               |
| 1993 | 42:59        | 43:56        | -               |
| 1995 | <b>42:13</b> | <b>42:46</b> | -               |
| 1997 | 42:55.49     | 45:00.56     | <b>44:51.81</b> |

## 20 Kilometres Walk

| Year | Gold           | 8th            |
|------|----------------|----------------|
| 1999 | 1:30:50        | 1:32:19        |
| 2001 | 1:27:48        | 1:31:40        |
| 2003 | 1:26:52        | 1:29:44        |
| 2005 | <b>1:25:41</b> | 1:30:07        |
| 2007 | 1:30:09        | 1:33:23        |
| 2009 | 1:28:58        | 1:31:52        |
| 2011 | 1:30:00        | 1:31:46        |
| 2013 | 1:27:08        | <b>1:29:17</b> |
| 2015 | 1:27:45        | 1:30:32        |

## 4 x 100 Metres Relay

| Year | Gold         | 8th          | dnq (r1)     |
|------|--------------|--------------|--------------|
| 1983 | 41.76        | 43.78        | 44.20        |
| 1987 | 41.58        | -            | 43.95        |
| 1991 | 41.94        | 43.79        | 43.43        |
| 1993 | 41.49        | 43.86        | 44.36        |
| 1995 | 42.12        | -            | 43.90        |
| 1997 | 41.47        | <b>43.32</b> | 43.15        |
| 1999 | 41.92        | 43.52        | 43.80        |
| 2001 | 42.32        | -            | 43.89        |
| 2003 | 41.78        | -            | 43.64        |
| 2005 | 41.78        | 43.49        | 43.40        |
| 2007 | 41.98        | 43.57        | 43.39        |
| 2009 | 42.06        | 43.71        | 43.63        |
| 2011 | 41.56        | -            | 43.44        |
| 2013 | 41.29        | -            | <b>43.01</b> |
| 2015 | <b>41.07</b> | -            | 43.15        |

## 4 x 400 Metres Relay

| Year | Gold           | 8th            | dnq (r1)       |
|------|----------------|----------------|----------------|
| 1983 | 3:19.73        | 3:35.61        | 3:34.17        |
| 1987 | 3:18.63        | 3:30.24        | 3:29.78        |
| 1991 | 3:18.43        | 3:29.07        | 3:30.32        |
| 1993 | <b>3:16.71</b> | 3:28.52        | 3:30.37        |
| 1995 | 3:22.39        | -              | <b>3:26.27</b> |
| 1997 | 3:20.92        | 3:30.63        | 3:35.56        |
| 1999 | 3:21.98        | 3:29.56        | 3:27.99        |
| 2001 | 3:20.65        | <b>3:27.93</b> | 3:28.68        |
| 2003 | 3:22.63        | -              | 3:29.65        |
| 2005 | 3:20.32        | -              | 3:39.03        |
| 2007 | 3:18.55        | 3:29.14        | 3:29.97        |
| 2009 | 3:17.83        | 3:36.99        | 3:29.17        |
| 2011 | 3:18.09        | -              | 3:26.48        |
| 2013 | 3:20.41        | -              | 3:29.75        |
| 2015 | 3:19.13        | -              | 3:27.07        |



## WORLD CHAMPIONSHIPS SUPERLATIVES

A total of **13,614** athletes from **223** different country teams (counting 1993's Yugoslavian "Independent World Championship" (IWP) participants) have competed in the IAAF World Championships, **4540** reaching finals, **1507** winning medals, of which **571** have won golds. A total of **155** athletes have had their results disqualified due to doping violations (as at June 30, 2017).

**Eleven countries have competed in every autonomous IAAF World Championships** including the Olympic compensation events staged in Malmö 1976 (men's 50 kilometres walk) and Sittard 1980 (women's 3000m & 400m hurdles). These are: Australia, Canada, France, Germany (incorporating the FRG and the GDR), Great Britain & NI, Israel, Netherlands, Spain, Sweden, Switzerland and the United States. Eight more competed every time in 1980-2015: Argentina, Chinese Taipei, Denmark, Ireland, Ivory Coast, New Zealand, Norway and Portugal. The Country Index (page 505) lists a further 89 countries who competed from 1983 onwards. That makes a total of 108 "ever present" independent countries at every IAAF World Championships starting with 1983.

**Just one current IAAF member has not competed** in at least one IAAF World Championship. That is new member South Sudan, who did enter one athlete for Beijing 2015. That athlete (Guor Marial) was not declared to compete.

**The biggest IAAF World Championships** were Berlin 2009 with 1895 participants from 200 countries. The most countries, 205, appeared at the 2015 edition in Beijing.

**The IAAF World Championships with the most countries winning gold medals** was Athens 1997 with champions from 26 different countries. The 26th of these, Great Britain & NI, was confirmed in 2008 after Antonio Pettigrew (USA) – who ran second leg for the initially victorious 4x400m relay team – admitted to doping violations.

**The IAAF World Championships with the most countries winning medals** was Osaka 2007 with a total of 46 different IAAF members taking their pace on the podium. A complete list of such totals for every championships is given from page 17.

**The first IAAF World Champion** was Veniamin Soldatenko (URS/KAZ), who won the 50 Kilometres Walk in 1976. The first in the main championships was marathoner Grete Waitz (NOR) in 1983.

**The most medals won by an individual** at the World Championships is 14 (three gold, four silver & seven bronze) by Merlene Ottey (JAM) at 100m, 200m & 4x100m relay between 1983 and 1997. The most by a man is 13 (eleven gold & two silver) by Usain Bolt (JAM) across the same events 2007-2015. Among countries, the United States have won a record total of 322 medals, comprising 145 golds, 95 silvers and 82 bronzes.

**The most golds won by an individual** is eight by four athletes Carl Lewis (USA) and Usain Bolt as noted above and Michael Johnson (USA) in 1991-1999 and Allyson Felix (USA) in 2005-2011. The most individual golds won is six by pole vaulter Sergey Bubka (URS/UKR) in 1983-1999 and also Johnson.

**The most medals won at a single championship** is four by four women, across the 100m, 200m or 400m and relays. These are Marita Koch (GDR) 1983, Kathrin Krabbe (GER) 1991, Gwen Torrence (USA) 1993 and Allyson Felix 2011. Koch's total included three golds, a record matched in 2007 by Felix; five men have also won three golds in the same year, Carl Lewis in 1983/87, Michael Johnson 1995, Maurice Greene (USA) 1999, Tyson Gay (USA) 2007 and Usain Bolt 2009, 2013 & 2015. The most medals won by a country at a single championship is 31 by the GDR in 1987.

**The greatest success in a single event** was achieved by Sergey Bubka with six golds from six appearances in 1983-1997. LaShawn Merritt (USA) has also won six successive golds in the 4x400m relay in 2005-2015. The first of those was awarded when Merritt ran in the heats only for a team which went on to win the final.

The best by a woman, individually, is six medals (two golds, a silver and three bronzes) at 200m by Merlene Ottey in 1983-1997. Beverly McDonald (JAM) and Jearl Miles Clark (USA) each also won six medals at 4x100m and 4x400m relays respectively. To that list can now be added Christine Ohuruogu (GBR), with 4x400m medals every year in 2005-2015. Three of those were upgrades after the results of Russian doping offenders Anastasiya Kapachinskaya and Antonina Krivoshapka were disqualified.

**The most medals won in a single event** is seven by the Kenyan steeplechaser Ezekiel Kemboi. He won three silvers in 2003-2007 then four golds in 2009-2015.

**The closest finish to a World Championship event** came in the women's 100m in Stuttgart 1993, when Gail Devers (USA) beat Merlene Ottey by one thousandth of a second (10.811 to 10.812). The margin of victory in the 2007 women's 100m was 0.002 involving another American-Jamaican rivalry: Veronica Campbell (JAM) 11.006 over Lauryn Williams (USA) 11.008.

**The oldest World Champion** is Ellina Zvereva (BLR), winner of the 2001 discus throw at 40 years 269 days. The oldest male champion is Veniamin Soldatenko, winner of the 1976 50 kilometres walk at 37 years 258 days.

**The youngest gold medallist** is Merlene Frazer (JAM) who at 17 years 248 days was part of the winning Jamaican 4x100m relay squad in 1991. The youngest individual champion is Tirunesh Dibaba (ETH), 5000m winner in 2003 at 17 years 333 days. The youngest male champion is Ismael Kirui (KEN), 5000m winner in 1993 at 18 years 177 days. A fuller list of age records is given from page 47.

**The most championships contested** is 12 by 50 kilometre walker Jesús Ángel García (ESP). The most by a woman is 11 by another race walker, Susana Feitór (POR). A thorough list of most appearances is given from page 36.

**The most rounds competed by an athlete at the World Championships** is 59 by Merlene Ottey (JAM/SLO) in 1983-1997 and 2003/2007. The most by a man is 41 by sprinter Frankie Fredericks (NAM) at 100m & 200m (but never in relays) in 1991-2003. Second on that list before London 2017 is Usain Bolt (JAM) with 39 starts across 2005-2015. Including one false start in 2011.

**The athlete with the most results annulled for doping offences** is sprinter Kelli White (USA), with 16 such disqualifications in 2001 and 2003. The most by a man is 13 by 400m runner Antonio Pettigrew in 1997-2001. Special mention should be given to shot putter Andrey Mikhnevich (BLR). He won the 2003 world title but had his qualifying and final performances disqualified at five further World Championships. These included bronze medals in 2007 and 2011. A full picture of doping disqualifications is given from page 82.

**Medal sweeps** have been achieved by six countries: USA – men's 100m in 1983 & 1991, 200m 2005, 400m 2007 and long jump in 1983 & 1991; GDR – women's 400m hurdles in 1980 & heptathlon in 1983; PR of China – women's 3000m in 1993; Kenya – men's 3000m steeplechase in 1997, 2007 & 2015 and women's 10,000m & marathon in 2011; Russia – men's 20 kilometres walk in 2001 and women's long jump in 2007; Ethiopia – men's 10,000m in 2003 and women's 5000m in 2005 & 2015 & 10,000m in 2001 & 2005. The USA in the 2005 men's 200m, Kenya in the 2015 3000m steeplechase & Ethiopia in the 2005 women's 5000m filled the first four places. The teams in all those instances included bonus wildcard entries.

## QUALIFICATION SYSTEMS & ENTRY STANDARDS AT IAAF WORLD CHAMPIONSHIPS

The 2015 IAAF World Championships brought a new system of qualification and conditions, which were designed by the IAAF to produce optimally-sized fields across all events. Here is a look back at standards and rules for all previous editions.

For the first championships in 1983, the basic system of qualification was set for the next two decades. Two tiers of standards were established, labelled 'A' and 'B'. The tougher 'A' standard marks were required for more than one competitor per event. Otherwise, a single 'B' standard mark competitor was allowed to compete in each event. IAAF members without any available qualified athletes were entitled to send one male and one female athlete irrespective of entry standards.

Major rule changes have been:

- 1997 The IAAF Council voted to amend competition regulations so that defending World Champions were invited as "wild cards", selections in addition to the usual quota. That meant that IAAF members with such individuals could field as many as four competitors in an event. It was also agreed that the host country of the World Championships could enter one athlete in each event (and a team in each relay) regardless of the entry standard. The IAAF World Marathon Cup was incorporated with the World Championships and up to five were allowed to start for each team. (The cup was discontinued after 2011, but until 2015 five starters were still been allowed in order to maintain numbers in the races).
- 2007 It was permitted for IAAF members to have a single 'B' standard athlete to compete alongside one or two 'A' listers. The top 10 finishers at IAAF Gold Label marathons held within the qualification period were considered as having achieved the 'A' standard. The first 20 of the Berlin, Boston, Chicago, London and New York City marathons were considered as having achieved the 'A' standard.
- 2009 The reigning individual Area Champions were automatically qualified.
- 2013 The wild card entitlement was extended to the reigning Diamond Race and IAAF Hammer Throw Challenge winners, though only one athlete per country per event could be selected on that basis. So IAAF members blessed with two such eligible athletes in the same event needed to choose for themselves which one gained the free entry. Members with no qualified performers were restricted to a single unqualified entry (rather than a man and a woman). The opportunities to be considered as having achieved the 'A' standard were increased to include:  
The top 15 finishers in senior races at the IAAF World Cross Country Championships (for 10,000m)  
The top three in the IAAF Combined Events Challenge  
The top three in the IAAF World Walking Challenge (for 20Km Walk)
- 2015 Basic entries are to be determined by a single qualifying standard in each event. Additions are to come from the existing wild card arrangement, invitations of highly-ranked but otherwise unqualified athletes (except the 10,000m, marathons and race walks), and the usual acceptance of selection of the unqualified from IAAF members without any available qualified athletes.  
The top three 50Km walkers at the IAAF World Walking Cup (now the IAAF World Race Walking Team Championships) are considered as having achieved the 'A' standard.  
The top eight-placed relay teams (at 4 x 100m and 4 x 400m) at the 2014 IAAF World Relays are eligible, with eight more to be added after inspection of the 2015 world lists before Beijing.
- 2017 The same qualification system was adopted for the London IAAF World Championships, though with revised standards.

For both 2015 and 2017, the target number of athletes or teams by event is as follows:

|   |                        |
|---|------------------------|
| 100m (after preliminary round for unqualified athletes) ..... | 56                     |
| 200m .....  | 56                     |
| 400m, 800m .....  | 48                     |
| 1500m, 3000mSC .....  | 45                     |
| 5000m, 100mH, 110mH, 400mH .....                              | 40                     |
| Field Events, Combined Events .....                           | 32                     |
| Relays .....  | 16                     |
| 10,000m, Marathon, Race Walks .....                           | By entry standard only |

All standards, past and present, are listed on the following pages.



| YEAR              | A      | B      | YEAR                 | A            | B       | YEAR                            | A            | B       |
|-------------------|--------|--------|----------------------|--------------|---------|---------------------------------|--------------|---------|
| <b>MEN</b>        |        |        | 2011                 | 1:45.4       | 1:46.3  | 2001                            | No standards |         |
|                   |        |        | 2013                 | 1:45.3       | 1:46.2  | 2003                            | 2:12:00      | 2:14:50 |
|                   |        |        | 2015                 | 1:46.0       |         | 2005                            | 2:18:00      | -       |
|                   |        |        | 2017                 | 1:45.9       |         | 2007                            | 2:18:00      | -       |
|                   |        |        | <b>1500 Metres</b>   |              |         | 2009                            | 2:18:00      | -       |
| <b>100 Metres</b> |        |        | 1983                 | 3:38.0       | 3:41.2  | 2011                            | 2:17:00      | -       |
| 1983              | 10.33  | 10.48  | 1987                 | 3:37.5       | 3:40.5  | 2013                            | 2:17:00      | -       |
| 1987              | 10.30  | 10.45  | 1991                 | 3:37.0       | 3:40.5  | 2015                            | 2:18:00      |         |
| 1991              | 10.30  | 10.50  | 1993                 | 3:36.5       | 3:40.0  | 2017                            | 2:19:00      |         |
| 1993              | 10.30  | 10.50  | 1995                 | 3:38.0       | 3:40.5  | <b>3000 Metres Steeplechase</b> |              |         |
| 1995              | 10.34  | 10.54  | 1997                 | 3:38.0       | 3:40.5  | 1983                            | 8:28.0       | 8:38.0  |
| 1997              | 10.34  | 10.54  | 1999                 | 3:36.8       | 3:39.5  | 1987                            | 8:25.0       | 8:35.0  |
| 1999              | 10.27  | 10.40  | 2001                 | 3:36.2       | 3:38.4  | 1991                            | 8:29.0       | 8:35.0  |
| 2001              | 10.26  | 10.38  | 2003                 | 3:34.9       | 3:37.1  | 1993                            | 8:29.0       | 8:35.0  |
| 2003              | 10.21  | 10.28  | 2005                 | 3:36.2       | 3:38.0  | 1995                            | 8:30.0       | 8:35.0  |
| 2005              | 10.21  | 10.28  | 2007                 | 3:36.6       | 3:39.0  | 1997                            | 8:27.0       | 8:32.0  |
| 2007              | 10.21  | 10.28  | 2009                 | 3:36.2       | 3:39.2  | 1999                            | 8:27.0       | 8:30.7  |
| 2009              | 10.21  | 10.28  | 2011                 | 3:35.0       | 3:38.0  | 2001                            | 8:25.0       | 8:29.0  |
| 2011              | 10.18  | 10.25  | 2013                 | 3:35.0       | 3:37.0  | 2003                            | 8:24.6       | 8:30.3  |
| 2013              | 10.15  | 10.21  | 2015/1500m           | 3:36.2       |         | 2005                            | 8:24.6       | 8:32.0  |
| 2015              | 10.16  |        | 2015/Mile            | 3:53.3       |         | 2007                            | 8:24.6       | 8:32.0  |
| 2017              | 10.12  |        | 2017/1500m           | 3:36.0       |         | 2009                            | 8:23.0       | 8:33.5  |
| <b>200 Metres</b> |        |        | 2017/Mile            | 3:53.4       |         | 2011                            | 8:23.1       | 8:32.0  |
| 1983              | 20.75  | 21.10  | <b>5000 Metres</b>   |              |         | 2013                            | 8:26.0       | 8:32.0  |
| 1987              | 20.70  | 20.95  | 1983                 | 13:26.0      | 13:41.0 | 2015                            | 8:28.0       |         |
| 1991              | 20.80  | 21.00  | 1987                 | 13:25.0      | 13:38.0 | 2017                            | 8:32.0       |         |
| 1993              | 20.80  | 21.00  | 1991                 | 13:27.3      | 13:38.0 | <b>110 Metres Hurdles</b>       |              |         |
| 1995              | 20.84  | 21.04  | 1993                 | 13:27.0      | 13:38.0 | 1983                            | 13.90        | 14.15   |
| 1997              | 20.84  | 21.04  | 1995                 | 13:29.0      | 13:38.0 | 1987                            | 13.85        | 14.10   |
| 1999              | 20.80  | 21.00  | 1997                 | 13:29.0      | 13:38.0 | 1991                            | 13.80        | 14.20   |
| 2001              | 20.72  | 20.84  | 1999                 | 13:29.0      | 13:34.0 | 1993                            | 13.80        | 14.20   |
| 2003              | 20.59  | 20.75  | 2001                 | 13:25.0      | 13:32.0 | 1995                            | 13.84        | 14.14   |
| 2005              | 20.59  | 20.75  | 2003                 | 13:21.5      | 13:25.4 | 1997                            | 13.74        | 14.04   |
| 2007              | 20.59  | 20.75  | 2005                 | 13:21.5      | 13:28.0 | 1999                            | 13.74        | 13.90   |
| 2009              | 20.59  | 20.75  | 2007                 | 13:21.5      | 13:28.0 | 2001                            | 13.70        | 13.85   |
| 2011              | 20.60  | 20.70  | 2009                 | 13:20.0      | 13:29.0 | 2003                            | 13.54        | 13.62   |
| 2013              | 20.52  | 20.60  | 2011                 | 13:20.0      | 13:27.0 | 2005                            | 13.55        | 13.62   |
| 2015              | 20.50  |        | 2013                 | 13:15.0      | 13:20.0 | 2007                            | 13.55        | 13.62   |
| 2017              | 20.44  |        | 2015                 | 13:23.0      |         | 2009                            | 13.55        | 13.62   |
| <b>400 Metres</b> |        |        | 2017                 | 13:22.6      |         | 2011                            | 13.52        | 13.60   |
| 1983              | 45.85  | 46.65  | <b>10,000 Metres</b> |              |         | 2013                            | 13.40        | 13.50   |
| 1987              | 45.70  | 46.50  | 1983                 | 28:03.0      | 28:38.0 | 2015                            | 13.47        |         |
| 1991              | 45.90  | 46.60  | 1987                 | 28:00.0      | 28:30.0 | 2017                            | 13.48        |         |
| 1993              | 45.70  | 46.40  | 1991                 | 28:07.0      | 28:30.0 | <b>400 Metres Hurdles</b>       |              |         |
| 1995              | 45.84  | 46.44  | 1993                 | 28:07.0      | 28:30.0 | 1983                            | 50.40        | 50.95   |
| 1997              | 45.84  | 46.44  | 1995                 | 28:10.0      | 28:30.0 | 1987                            | 50.00        | 50.80   |
| 1999              | 45.80  | 46.20  | 1997                 | 28:10.0      | 28:30.0 | 1991                            | 50.00        | 50.90   |
| 2001              | 45.72  | 46.10  | 1999                 | 28:10.0      | 28:28.0 | 1993                            | 50.00        | 50.90   |
| 2003              | 45.55  | 45.95  | 2001                 | 28:00.0      | 28:23.0 | 1995                            | 50.04        | 50.54   |
| 2005              | 45.55  | 45.95  | 2003                 | 27:49.0      | 28:06.0 | 1997                            | 50.04        | 50.54   |
| 2007              | 45.55  | 45.95  | 2005                 | 27:49.0      | 28:06.0 | 1999                            | 50.04        | 50.30   |
| 2009              | 45.55  | 45.95  | 2007                 | 27:49.0      | 28:06.0 | 2001                            | 49.70        | 50.00   |
| 2011              | 45.25  | 45.70  | 2009                 | 27:47.0      | 28:12.0 | 2003                            | 49.20        | 49.50   |
| 2013              | 45.28  | 45.60  | 2011                 | 27:40.0      | 28:00.0 | 2005                            | 49.20        | 49.80   |
| 2015              | 45.50  |        | 2013                 | 27:40.0      | 28:05.0 | 2007                            | 49.20        | 49.80   |
| 2017              | 45.50  |        | 2015                 | 27:45.0      |         | 2009                            | 49.25        | 49.80   |
| <b>800 Metres</b> |        |        | 2017                 | 27:45.0      |         | 2011                            | 49.40        | 49.80   |
| 1983              | 1:46.5 | 1:48.0 | <b>Marathon</b>      |              |         | 2013                            | 49.40        | 49.60   |
| 1987              | 1:46.0 | 1:47.5 | 1983                 | 2:14:00      | 2:30:00 | 2015                            | 49.50        |         |
| 1991              | 1:46.2 | 1:47.5 | 1987                 | 2:15:00      | 2:25:00 | 2017                            | 49.35        |         |
| 1993              | 1:46.0 | 1:47.2 | 1991                 | 2:12:00      | 2:25:00 | <b>High Jump</b>                |              |         |
| 1995              | 1:46.5 | 1:47.5 | 1993                 | 2:16:00      | 2:25:00 | 1983                            | 2.26         | 2.19    |
| 1997              | 1:46.5 | 1:47.5 | 1995                 | 2:16:00      | 2:25:00 | 1987                            | 2.28         | 2.22    |
| 1999              | 1:46.3 | 1:47.2 | 1997                 | No standards |         | 1991                            | 2.28         | 2.22    |
| 2001              | 1:46.0 | 1:47.0 | 1999                 | No standards |         | 1993                            | 2.29         | 2.24    |
| 2003              | 1:46.0 | 1:47.0 |                      |              |         | 1995                            | 2.27         | 2.23    |
| 2005              | 1:45.4 | 1:46.6 |                      |              |         |                                 |              |         |
| 2007              | 1:45.4 | 1:46.6 |                      |              |         |                                 |              |         |
| 2009              | 1:45.4 | 1:46.6 |                      |              |         |                                 |              |         |

| YEAR               | A     | B     | YEAR                 | A     | B     | YEAR  | A            | B       |
|--------------------|-------|-------|----------------------|-------|-------|---|--------------|---------|
| 1997               | 2.28  | 2.24  | 1991                 | 19.85 | 19.00 | <b>Decathlon</b>                              |              |         |
| 1999               | 2.28  | 2.25  | 1993                 | 19.60 | 19.00 | 1983  | 7900         | 7600    |
| 2001               | 2.31  | 2.27  | 1995                 | 19.50 | 19.00 | 1987  | 7900         | 7600    |
| 2003               | 2.30  | 2.27  | 1997                 | 19.50 | 19.00 | 1991  | 7850         | 7600    |
| 2005               | 2.30  | 2.27  | 1999                 | 19.70 | 19.30 | 1993  | 7850         | 7600    |
| 2007               | 2.30  | 2.27  | 2001                 | 19.95 | 19.40 | 1995  | 7950         | 7700    |
| 2009               | 2.31  | 2.28  | 2003                 | 20.30 | 20.00 | 1997  | 7950         | 7700    |
| 2011               | 2.31  | 2.28  | 2005                 | 20.50 | 20.00 | 1999  | 8050         | 7800    |
| 2013               | 2.31  | 2.28  | 2007                 | 20.30 | 19.70 | 2001  | 8070         | 7900    |
| 2015               | 2.28  |       | 2009                 | 20.30 | 19.90 | 2003  | 8090         | 7860    |
| 2017               | 2.30  |       | 2011                 | 20.50 | 20.00 | 2005  | 8050         | 7800    |
| <b>Pole Vault</b>  |       |       | 2013                 | 20.60 | 20.10 | 2007  | 8000         | 7700    |
| 1983               | 5.50  | 5.30  | 2015                 | 20.45 |       | 2009  | 8000         | 7730    |
| 1987               | 5.55  | 5.40  | 2017                 | 20.50 |       | 2011  | 8200         | 8000    |
| 1991               | 5.50  | 5.40  | <b>Discus Throw</b>  |       |       | 2013  | 8200         | 8000    |
| 1993               | 5.55  | 5.40  | 1983                 | 64.50 | 60.00 | 2015  | 8075         |         |
| 1995               | 5.60  | 5.40  | 1987                 | 65.00 | 60.00 | 2017  | 8100         |         |
| 1997               | 5.60  | 5.40  | 1991                 | 63.20 | 60.00 | <b>20 Kilometres Walk</b>                     |              |         |
| 1999               | 5.60  | 5.45  | 1993                 | 63.00 | 60.00 | 1983  | 1:31:00      | 1:37:00 |
| 2001               | 5.75  | 5.60  | 1995                 | 62.00 | 60.00 | 1987  | No standards |         |
| 2003               | 5.70  | 5.60  | 1997                 | 62.00 | 60.00 | 1991  | 1:24:30      | 1:27:00 |
| 2005               | 5.75  | 5.60  | 1999                 | 63.50 | 62.00 | 1993  | 1:24:00      | 1:27:00 |
| 2007               | 5.70  | 5.60  | 2001                 | 65.00 | 62.40 | 1995  | 1:23:30      | 1:26:00 |
| 2009               | 5.70  | 5.55  | 2003                 | 64.60 | 63.50 | 1997  | 1:23:30      | 1:26:00 |
| 2011               | 5.72  | 5.60  | 2005                 | 65.00 | 63.00 | 1999  | 1:23:00      | 1:26:00 |
| 2013               | 5.70  | 5.60  | 2007                 | 64.50 | 62.50 | 2001  | 1:23:00      | 1:25:30 |
| 2015               | 5.65  |       | 2009                 | 64.50 | 62.50 | 2003  | 1:22:30      | 1:24:00 |
| 2017               | 5.70  |       | 2011                 | 65.00 | 63.00 | 2005  | 1:23:00      | 1:24:30 |
| <b>Long Jump</b>   |       |       | 2013                 | 66.00 | 64.00 | 2007  | 1:23:00      | 1:24:30 |
| 1983               | 8.00  | 7.70  | 2015                 | 65.00 |       | 2009  | 1:22:30      | 1:24:20 |
| 1987               | 8.00  | 7.85  | 2017                 | 65.00 |       | 2011  | 1:22:30      | 1:24:00 |
| 1991               | 8.00  | 7.85  | <b>Hammer Throw</b>  |       |       | 2013  | 1:24:00      | 1:26:00 |
| 1993               | 8.00  | 7.90  | 1983                 | 73.50 | 69.00 | 2015  | 1:25:00      |         |
| 1995               | 8.00  | 7.90  | 1987                 | 76.00 | 70.00 | 2017  | 1:24:00      |         |
| 1997               | 8.00  | 7.90  | 1991                 | 74.50 | 70.00 | <b>50 Kilometres Walk</b>                     |              |         |
| 1999               | 8.05  | 7.95  | 1993                 | 74.50 | 70.00 | 1983  | 4:10:00      | 4:25:00 |
| 2001               | 8.20  | 8.00  | 1995                 | 74.00 | 70.00 | 1987  | No standards |         |
| 2003               | 8.20  | 8.10  | 1997                 | 74.00 | 70.00 | 1991  | 4:05:00      | 4:15:00 |
| 2005               | 8.20  | 8.10  | 1999                 | 75.50 | 72.20 | 1995  | 4:00:00      | 4:10:00 |
| 2007               | 8.20  | 8.05  | 2001                 | 77.65 | 76.30 | 1997  | 4:00:00      | 4:10:00 |
| 2009               | 8.15  | 8.05  | 2003                 | 79.50 | 76.40 | 1999  | 4:00:00      | 4:10:00 |
| 2011               | 8.20  | 8.10  | 2005                 | 78.65 | 74.35 | 2001  | 4:00:00      | 4:04:00 |
| 2013               | 8.25  | 8.10  | 2007                 | 78.50 | 74.00 | 2003  | 3:57:00      | 4:03:00 |
| 2015               | 8.10  |       | 2009                 | 77.50 | 74.30 | 2005  | 4:00:00      | 4:07:00 |
| 2017               | 8.15  |       | 2011                 | 78.00 | 74.00 | 2007  | 4:00:00      | 4:07:00 |
| <b>Triple Jump</b> |       |       | 2013                 | 79.00 | 76.00 | 2009  | 3:58:00      | 4:09:00 |
| 1983               | 16.75 | 16.25 | 2015                 | 76.00 |       | 2011  | 3:58:00      | 4:09:00 |
| 1987               | 17.00 | 16.50 | 2017                 | 26.00 |       | 2013  | 4:02:00      | 4:16:00 |
| 1991               | 16.85 | 16.50 | <b>Javelin Throw</b> |       |       | 2015  | 4:06:00      |         |
| 1993               | 16.85 | 16.50 | 1983                 | 86.00 | 80.00 | 2017  | 4:06:00      |         |
| 1995               | 16.85 | 16.50 | 1987                 | 79.00 | 73.00 | <b>4 x 100 Metres Relay (single standard)</b> |              |         |
| 1997               | 16.85 | 16.50 | 1991                 | 80.00 | 73.00 | 1983  | 40.50        |         |
| 1999               | 16.85 | 16.65 | 1993                 | 79.00 | 73.00 | 1987  | 40.30        |         |
| 2001               | 16.95 | 16.75 | 1995                 | 80.00 | 75.00 | 1991  | 40.30        |         |
| 2003               | 17.10 | 16.80 | 1997                 | 80.00 | 75.00 | 1993  | No standard  |         |
| 2005               | 17.10 | 16.70 | 1999                 | 82.00 | 77.50 | 1995  | No standard  |         |
| 2007               | 17.10 | 16.70 | 2001                 | 82.50 | 80.50 | 1997  | No standard  |         |
| 2009               | 17.10 | 16.65 | 2003                 | 83.50 | 80.80 | 1999  | No standard  |         |
| 2011               | 17.20 | 16.85 | 2005                 | 81.80 | 77.80 | 2001  | No standard  |         |
| 2013               | 17.20 | 16.85 | 2007                 | 81.00 | 77.80 | 2003  | 40.50        |         |
| 2015               | 16.90 |       | 2009                 | 81.00 | 78.00 | 2005  | 39.00        |         |
| 2017               | 16.80 |       | 2011                 | 82.00 | 79.50 | 2007  | 39.00        |         |
| <b>Shot Put</b>    |       |       | 2013                 | 83.50 | 81.00 | 2009  | 39.10        |         |
| 1983               | 20.20 | 19.00 | 2015                 | 82.00 |       | 2011  | 39.20        |         |
| 1987               | 20.30 | 19.00 | 2017                 | 83.00 |       | 2013  | 39.20        |         |

| YEAR  | A             | B     | YEAR                 | A       | B        | YEAR                            | A       | B            |
|---|---------------|-------|----------------------|---------|----------|---------------------------------|---------|--------------|
| 2015  | By Invitation |       | 2001                 | 52.00   | 52.70    | 1991                            | 32:50.0 | 34:00.0      |
| 2017  | By invitation |       | 2003                 | 51.37   | 52.10    | 1993                            | 32:40.0 | 33:50.0      |
| <b>4 x 400 Metres Relay</b> (single standard) |               |       | 2005                 | 51.50   | 52.30    | 1995                            | 32:30.0 | 33:20.0      |
| 1983  | 3:10.0        |       | 2007                 | 51.50   | 52.30    | 1997                            | 32:30.0 | 33:20.0      |
| 1987  | 3:10.0        |       | 2009                 | 51.50   | 52.30    | 1999                            | 32:30.0 | 33:20.0      |
| 1991  | 3:10.0        |       | 2011                 | 51.50   | 52.30    | 2001                            | 32:00.0 | 33:00.0      |
| 1993  | No standard   |       | 2013                 | 51.55   | 52.35    | 2003                            | 31:45.0 | 32:17.0      |
| 1995  | No standard   |       | 2015                 |         | 52.00    | 2005                            | 31:40.0 | 32:00.0      |
| 1997  | No standard   |       | 2017                 |         | 52.10    | 2007                            | 31:40.0 | 32:00.0      |
| 1999  | No standard   |       | <b>800 Metres</b>    |         |          | 2009                            | 31:45.0 | 32:20.0      |
| 2001  | No standard   |       | 1983                 | 1:59.9  | 2:03.3   | 2011                            | 31:45.0 | 32:00.0      |
| 2003  | 3:10.0        |       | 1987                 | 1:59.5  | 2:03.0   | 2013                            | 31:45.0 | 32:05.0      |
| 2005  | 3:04.0        |       | 1991                 | 2:01.3  | 2:03.0   | 2015                            |         | 32:00.0      |
| 2007  | 3:03.3        |       | 1993                 | 2:01.3  | 2:03.0   | 2017                            |         | 32:15.0      |
| 2009  | 3:03.3        |       | 1995                 | 2:01.0  | 2:03.0   | <b>Marathon</b>                 |         |              |
| 2011  | 3:04.0        |       | 1997                 | 2:01.0  | 2:03.0   | 1983                            | 2:45:00 | 3:00:00      |
| 2013  | 3:05.0        |       | 1999                 | 2:00.5  | 2:02.5   | 1987                            | 2:40:00 | 2:55:00      |
| 2015  | By invitation |       | 2001                 | 2:00.0  | 2:02.0   | 1991                            | 2:35:00 | 2:55:00      |
| 2017  | By invitation |       | 2003                 | 2:00.0  | 2:01.3   | 1993                            | 2:35:00 | 2:55:00      |
| <b>WOMEN</b>                                  |               |       | 2005                 | 2:00.0  | 2:01.3   | 1995                            | 2:35:00 | 2:50:00      |
| <b>100 Metres</b>                             |               |       | 2007                 | 2:00.0  | 2:01.3   | 1997                            |         | No standards |
| 1983  | 11.43         | 11.73 | 2009                 | 2:00.0  | 2:01.3   | 1999                            |         | No standards |
| 1987  | 11.40         | 11.65 | 2011                 | 1:59.8  | 2:01.3   | 2001                            |         | No standards |
| 1991  | 11.40         | 11.60 | 2013                 | 2:00.0  | 2:01.5   | 2003                            | 2:32:00 | 2:36:00      |
| 1993  | 11.40         | 11.60 | 2015                 |         | 2:01.0   | 2005                            | 2:42:00 | -            |
| 1995  | 11.44         | 11.64 | 2017                 |         | 2:01.0   | 2007                            | 2:42:00 | -            |
| 1997  | 11.44         | 11.64 | <b>1500 Metres</b>   |         |          | 2009                            | 2:43:00 | -            |
| 1999  | 11.40         | 11.60 | 1983                 | 4:07.0  | 4:16.0   | 2011                            | 2:43:00 | -            |
| 2001  | 11.36         | 11.47 | 1987                 | 4:06.0  | 4:14.0   | 2013                            | 2:43:00 | -            |
| 2003  | 11.27         | 11.34 | 1991                 | 4:10.2  | 4:14.0   | 2015                            |         | 2:44:00      |
| 2005  | 11.30         | 11.40 | 1993                 | 4:10.2  | 4:14.2   | 2017                            |         | 2:45:00      |
| 2007  | 11.30         | 11.40 | 1995                 | 4:10.0  | 4:14.0   | <b>3000 Metres Steeplechase</b> |         |              |
| 2009  | 11.30         | 11.40 | 1997                 | 4:10.0  | 4:14.0   | 2005                            | 9:50.0  | 10:00.0      |
| 2011  | 11.29         | 11.38 | 1999                 | 4:08.0  | 4:12.0   | 2007                            | 9:48.0  | 9:58.0       |
| 2013  | 11.28         | 11.36 | 2001                 | 4:07.0  | 4:09.2   | 2009                            | 9:40.0  | 9:48.0       |
| 2015  |               | 11.33 | 2003                 | 4:05.8  | 4:07.15  | 2011                            | 9:43.0  | 9:50.0       |
| 2017  |               | 11.26 | 2005                 | 4:05.8  | 4:08.2   | 2013                            | 9:43.0  | 9:48.0       |
| <b>200 Metres</b>                             |               |       | 2007                 | 4:06.5  | 4:10.0   | 2015                            |         | 9:44.0       |
| 1983  | 23.15         | 23.75 | 2009                 | 4:06.0  | 4:09.0   | 2017                            |         | 9:42.0       |
| 1987  | 23.10         | 23.60 | 2011                 | 4:05.9  | 4:08.9   | <b>100 Metres Hurdles</b>       |         |              |
| 1991  | 23.20         | 23.60 | 2013                 | 4:05.5  | 4:09.0   | 1983                            | 13.38   | 13.83        |
| 1993  | 23.20         | 23.60 | 2015/1500m           |         | 4:06.5   | 1987                            | 13.30   | 13.70        |
| 1995  | 23.24         | 23.54 | 2015/Mile            |         | 4:25.2   | 1991                            | 13.30   | 13.70        |
| 1997  | 23.24         | 23.54 | 2017/1500m           |         | 4:07.5   | 1993                            | 13.30   | 13.70        |
| 1999  | 23.20         | 23.50 | 2017/Mile            |         | 4:26.7   | 1995                            | 13.14   | 13.54        |
| 2001  | 23.06         | 23.35 | <b>3000 Metres</b>   |         |          | 1997                            | 13.14   | 13.54        |
| 2003  | 22.97         | 23.13 | 1983                 | 8:59.0  | 9:18.0   | 1999                            | 13.10   | 13.40        |
| 2005  | 22.97         | 23.13 | 1987                 | 8:55.0  | 9:10.0   | 2001                            | 13.05   | 13.32        |
| 2007  | 23.10         | 23.30 | 1991                 | 8:56.0  | 9:10.0   | 2003                            | 12.96   | 13.11        |
| 2009  | 23.00         | 23.30 | 1993                 | 8:58.0  | 9:10.0   | 2005                            | 12.96   | 13.11        |
| 2011  | 23.00         | 23.30 | <b>5000 Metres</b>   |         |          | 2007                            | 12.96   | 13.11        |
| 2013  | 23.05         | 23.30 | 1995                 | 15:45.0 | 16:05.0  | 2009                            | 12.96   | 13.11        |
| 2015  |               | 23.20 | 1997                 | 15:40.0 | 16:00.0  | 2011                            | 12.96   | 13.15        |
| 2017  |               | 23.10 | 1999                 | 15:35:0 | 15:55:0  | 2013                            | 12.94   | 13.10        |
| <b>400 Metres</b>                             |               |       | 2001                 | 15:22.0 | 15:49.0  | 2015                            |         | 13.00        |
| 1983  | 52.00         | 53.13 | 2003                 | 15:08.7 | 15:20.45 | 2017                            |         | 12.98        |
| 1987  | 52.00         | 53.00 | 2005                 | 15:08.7 | 15:24.0  | <b>400 Metres Hurdles</b>       |         |              |
| 1991  | 52.00         | 53.00 | 2007                 | 15:08.7 | 15:24.0  | 1983                            | 57.40   | 59.30        |
| 1993  | 52.00         | 53.00 | 2009                 | 15:10.0 | 15:25.0  | 1987                            | 56.50   | 58.50        |
| 1995  | 52.34         | 53.34 | 2011                 | 15:14.0 | 15:25.0  | 1991                            | 56.50   | 58.54        |
| 1997  | 52.34         | 53.24 | 2013                 | 15:18.0 | 15:24.0  | 1993                            | 56.50   | 58.50        |
| 1999  | 52.20         | 53.20 | 2015                 |         | 15:20.0  | 1995                            | 56.14   | 57.14        |
|   |               |       | 2017                 |         | 15:22.0  | 1997                            | 56.14   | 57.14        |
|   |               |       | <b>10,000 Metres</b> |         |          | 1999                            | 56.14   | 57.14        |
|   |               |       | 1987                 | 33:00.0 | 34:00.0  | 2001                            | 55.67   | 56.80        |
|   |               |       |                      |         |          | 2003                            | 55.60   | 56.25        |

| YEAR               | A     | B     | YEAR                 | Standard |       |   |         |               |
|--------------------|-------|-------|----------------------|----------|-------|---|---------|---------------|
| 2005               | 55.60 | 56.50 | <b>Shot Put</b>      |          | 1993  | 5950  | 5600    |               |
| 2007               | 55.60 | 56.50 | 1983                 | 17.80    | 16.50 | 1995  | 6000    | 5700          |
| 2009               | 55.50 | 56.55 | 1987                 | 18.30    | 16.50 | 1997  | 6000    | 5700          |
| 2011               | 55.40 | 56.55 | 1991                 | 17.40    | 16.50 | 1999  | 6000    | 5750          |
| 2013               | 55.40 | 56.55 | 1993                 | 17.40    | 16.50 | 2001  | 6120    | 5820          |
| 2015               |       | 56.20 | 1995                 | 18.00    | 17.10 | 2003  | 6105    | 6019          |
| 2017               |       | 56.10 | 1997                 | 18.00    | 17.10 | 2005  | 6100    | 5900          |
| <b>High Jump</b>   |       |       | 1999                 | 18.30    | 17.35 | 2007  | 6000    | 5800          |
| 1983               | 1.90  | 1.83  | 2001                 | 18.35    | 17.85 | 2009  | 6100    | 5900          |
| 1987               | 1.93  | 1.86  | 2003                 | 18.55    | 17.20 | 2011  | 6150    | 5950          |
| 1991               | 1.92  | 1.86  | 2005                 | 18.55    | 17.30 | 2013  | 6100    | 5950          |
| 1993               | 1.92  | 1.86  | 2007                 | 18.30    | 17.30 | 2015  |         | 6075          |
| 1995               | 1.92  | 1.87  | 2009                 | 18.20    | 17.20 | 2017  |         | 6200          |
| 1997               | 1.93  | 1.88  | 2011                 | 18.30    | 17.30 | <b>10 Kilometres Walk</b>                     |         |               |
| 1999               | 1.93  | 1.88  | 2013                 | 18.30    | 17.20 | 1987  |         | No standards  |
| 2001               | 1.95  | 1.92  | 2015                 |          | 17.75 | 1991  | 48:00   | 50:00         |
| 2003               | 1.95  | 1.92  | 2017                 |          | 17.75 | 1993  | 48:00   | 50:00         |
| 2005               | 1.95  | 1.92  | <b>Discus Throw</b>  |          |       | 1995  | 45:30   | 48:00         |
| 2007               | 1.95  | 1.92  | 1983                 | 62.50    | 56.00 | 1997  | 45:30   | 48:00         |
| 2009               | 1.95  | 1.91  | 1987                 | 62.50    | 56.00 | <b>20 Kilometres Walk</b>                     |         |               |
| 2011               | 1.95  | 1.92  | 1991                 | 59.00    | 56.00 | 1999  |         | No standards  |
| 2013               | 1.95  | 1.92  | 1993                 | 59.00    | 56.00 | 2001  | 1:36:00 | 1:40:00       |
| 2015               |       | 1.94  | 1995                 | 60.00    | 57.00 | 2003  | 1:33:00 | 1:36:30       |
| 2017               |       | 1.94  | 1997                 | 60.00    | 57.00 | 2005  | 1:33:30 | 1:38:00       |
| <b>Pole Vault</b>  |       |       | 1999                 | 61.00    | 58.00 | 2007  | 1:33:30 | 1:38:00       |
| 1999               | 4.35  | 4.30  | 2001                 | 62.80    | 60.25 | 2009  | 1:33:30 | 1:38:00       |
| 2001               | 4.40  | 4.30  | 2003                 | 63.40    | 59.75 | 2011  | 1:33:30 | 1:38:00       |
| 2003               | 4.40  | 4.30  | 2005                 | 62.00    | 60.00 | 2013  | 1:36:00 | 1:38:00       |
| 2005               | 4.45  | 4.30  | 2007                 | 61.00    | 59.00 | 2015  |         | 1:36.00       |
| 2007               | 4.45  | 4.30  | 2009                 | 62.00    | 58.50 | 2017  |         | 1:36:00       |
| 2009               | 4.45  | 4.35  | 2011                 | 62.00    | 59.50 | <b>4 x 100 Metres Relay</b> (single standard) |         |               |
| 2011               | 4.50  | 4.40  | 2013                 | 62.00    | 59.50 | 1983  |         | 45.40         |
| 2013               | 4.60  | 4.50  | 2015                 |          | 61.00 | 1987  |         | 45.40         |
| 2015               |       | 4.50  | 2017                 |          | 61.20 | 1991  |         | 45.40         |
| 2017               |       | 4.55  | <b>Hammer Throw</b>  |          |       | 1993  |         | No standard   |
| <b>Long Jump</b>   |       |       | 1999                 | 65.00    | 64.00 | 1995  |         | No standard   |
| 1983               | 6.50  | 6.25  | 2001                 | 65.00    | 62.00 | 1997  |         | No standard   |
| 1987               | 6.65  | 6.40  | 2003                 | 67.50    | 64.00 | 1999  |         | No standard   |
| 1991               | 6.55  | 6.40  | 2005                 | 69.50    | 67.00 | 2001  |         | No standard   |
| 1993               | 6.55  | 6.40  | 2007                 | 69.50    | 67.00 | 2003  |         | 45.40         |
| 1995               | 6.55  | 6.40  | 2009                 | 70.00    | 67.50 | 2005  |         | 44.00         |
| 1997               | 6.55  | 6.40  | 2011                 | 71.50    | 69.00 | 2007  |         | 43.90         |
| 1999               | 6.65  | 6.50  | 2013                 | 72.00    | 69.50 | 2009  |         | 43.90         |
| 2001               | 6.75  | 6.65  | 2015                 |          | 70.00 | 2011  |         | 44.00         |
| 2003               | 6.75  | 6.60  | 2017                 |          | 71.00 | 2013  |         | 44.00         |
| 2005               | 6.75  | 6.60  | <b>Javelin Throw</b> |          |       | 2015  |         | By invitation |
| 2007               | 6.70  | 6.60  | 1983                 | 62.00    | 55.00 | 2017  |         | By invitation |
| 2009               | 6.72  | 6.62  | 1987                 | 62.50    | 56.00 | <b>4 x 400 Metres Relay</b> (single standard) |         |               |
| 2011               | 6.75  | 6.65  | 1991                 | 61.40    | 56.00 | 1983  |         | 3:38.0        |
| 2013               | 6.75  | 6.65  | 1993                 | 61.40    | 56.00 | 1987  |         | 3:38.0        |
| 2015               |       | 6.70  | 1995                 | 60.00    | 57.00 | 1991  |         | 3:38.0        |
| 2017               |       | 6.75  | 1997                 | 60.00    | 57.00 | 1993  |         | No standard   |
| <b>Triple Jump</b> |       |       | 1999                 | 60.00    | 57.00 | 1995  |         | No standard   |
| 1993               | 13.60 | 13.30 | 2001                 | 60.30    | 59.00 | 1997  |         | No standard   |
| 1995               | 13.75 | 13.50 | 2003                 | 62.15    | 59.30 | 1999  |         | No standard   |
| 1997               | 13.80 | 13.55 | 2005                 | 62.00    | 59.00 | 2001  |         | No standard   |
| 1999               | 14.15 | 13.95 | 2007                 | 61.00    | 59.00 | 2003  |         | 3:38.0        |
| 2001               | 14.15 | 14.00 | 2009                 | 61.00    | 59.00 | 2005  |         | 3:31.0        |
| 2003               | 14.20 | 14.00 | 2011                 | 61.00    | 59.00 | 2007  |         | 3:31.0        |
| 2005               | 14.30 | 14.00 | 2013                 | 62.00    | 60.00 | 2009  |         | 3:31.0        |
| 2007               | 14.20 | 14.00 | 2015                 |          | 61.00 | 2011  |         | 3:32.0        |
| 2009               | 14.20 | 14.00 | 2017                 |          | 61.40 | 2013  |         | 3:33.0        |
| 2011               | 14.30 | 14.10 | <b>Heptathlon</b>    |          |       | 2015  |         | By invitation |
| 2013               | 14.40 | 14.20 | 1983                 | 5950     | 5700  | 2017  |         | By invitation |
| 2015               |       | 14.20 | 1987                 | 6000     | 5600  |   |         |               |
| 2017               |       | 14.10 | 1991                 | 5950     | 5600  |   |         |               |



## MULTIPLE MEDALLISTS

Here are lists of every male and female athlete to have won two or more medals at IAAF World Championships. Included are medals awarded to relay runners who were replaced in finals. These are denoted by a “^” symbol next to the total number of medals.

### MEN

| NAME                    | Gold | Silver | Bronze | Total           | NAME                      | Gold | Silver | Bronze | Total          |
|-------------------------|------|--------|--------|-----------------|---------------------------|------|--------|--------|----------------|
| Usain Bolt JAM          | 11   | 2      | 0      | 13              | Ato Boldon TTO            | 1    | 1      | 2      | 4              |
| LaShawn Merritt USA     | 8    | 3      | 0      | 11 <sup>^</sup> | Mike Conley USA           | 1    | 1      | 2      | 4              |
| Carl Lewis USA          | 8    | 1      | 1      | 10              | Wallace Spearmon USA      | 1    | 1      | 2      | 4              |
| Michael Johnson USA     | 8    | 0      | 0      | 8               | Darrel Brown TTO          | 0    | 4      | 0      | 4              |
| Ezekiel Kemboi KEN      | 4    | 3      | 0      | 7               | Sileshi Sihine ETH        | 0    | 3      | 1      | 4              |
| Haile Gebrselassie ETH  | 4    | 2      | 1      | 7               | Michael Blackwood JAM     | 0    | 2      | 2      | 4 <sup>^</sup> |
| Sergey Bubka URS/UKR    | 6    | 0      | 0      | 6               | Yuriy Borzakovskiy RUS    | 0    | 2      | 2      | 4              |
| Mohamed Farah GBR       | 5    | 1      | 0      | 6               | Renaud Lavillenie FRA     | 0    | 1      | 2+1=   | 4              |
| Jeremy Wariner USA      | 5    | 1      | 0      | 6               | Noureddine Morceli ALG    | 3    | 0      | 0      | 3              |
| Kenenisa Bekele ETH     | 5    | 0      | 1      | 6               | Tomás Dvořák CZE          | 3    | 0      | 0      | 3              |
| Lars Riedel GER         | 5    | 0      | 1      | 6               | Wilson Kipketer DEN       | 3    | 0      | 0      | 3              |
| Hicham El Guerrouj MAR  | 4    | 2      | 0      | 6               | Asbel Kiprop KEN          | 3    | 0      | 0      | 3              |
| Butch Reynolds USA      | 3    | 2      | 1      | 6               | Werner Günthör SUI        | 3    | 0      | 0      | 3              |
| Justin Gatlin USA       | 2    | 4      | 0      | 6               | Greg Foster USA           | 3    | 0      | 0      | 3              |
| Bernard Lagat KEN/USA   | 2    | 3      | 1      | 6               | John Godina USA           | 3    | 0      | 0      | 3              |
| Greg Haughton JAM       | 0    | 4      | 2      | 6               | Dan O'Brien USA           | 3    | 0      | 0      | 3              |
| Maurice Greene USA      | 5    | 0      | 0      | 5               | Rashid Ramzi BRN          | 2    | 1      | 0      | 3              |
| Calvin Smith USA        | 4    | 1      | 0      | 5 <sup>^</sup>  | Félix Sánchez DOM         | 2    | 1      | 0      | 3              |
| Bershawn Jackson USA    | 4    | 0      | 1      | 5 <sup>^</sup>  | David Storl GER           | 2    | 1      | 0      | 3              |
| Allen Johnson USA       | 4    | 0      | 1      | 5               | Michael Frater JAM        | 2    | 1      | 0      | 3              |
| Dwight Phillips USA     | 4    | 0      | 1      | 5               | Leroy Burrell USA         | 2    | 1      | 0      | 3              |
| Nesta Carter JAM        | 3    | 1      | 1      | 5               | Andre Cason USA           | 2    | 1      | 0      | 3              |
| Jan Železný TCH/CZE     | 3    | 0      | 2      | 5               | Ashton Eaton USA          | 2    | 1      | 0      | 3              |
| Dennis Mitchell USA     | 3    | 0      | 2      | 5 <sup>^</sup>  | Tony McQuay USA           | 2    | 1      | 0      | 3              |
| Avard Moncur BAH        | 2    | 2      | 1      | 5               | Darvis Patton USA         | 2    | 1      | 0      | 3              |
| Bruny Surin CAN         | 2    | 2      | 1      | 5               | Antonio Pettigrew USA     | 2    | 1      | 0      | 3 <sup>^</sup> |
| Colin Jackson GBR       | 2    | 2      | 1      | 5               | Robert Esmie CAN          | 2    | 0      | 1      | 3              |
| Jonathan Edwards GBR    | 2    | 1      | 2      | 5               | Glenroy Gilbert CAN       | 2    | 0      | 1      | 3              |
| Asafa Powell JAM        | 2    | 1      | 2      | 5               | Billy Konchellah KEN      | 2    | 0      | 1      | 3              |
| Gerd Kanter EST         | 1    | 2      | 2      | 5               | John Capel USA            | 2    | 0      | 1      | 3              |
| John Regis GBR          | 1    | 2      | 2      | 5               | Mike Powell USA           | 2    | 0      | 1      | 3              |
| Maksim Tarasov URS/RUS  | 1    | 2      | 1+1=   | 5               | Roman Šebrle CZE          | 1    | 2      | 0      | 3              |
| Kim Collins SKN         | 1    | 0      | 3+1=   | 5               | Piotr Małachowski POL     | 1    | 2      | 0      | 3              |
| Danny McFarlane JAM     | 0    | 5      | 0      | 5               | Szymon Ziółkowski POL     | 1    | 2      | 0      | 3              |
| Davian Clarke JAM       | 0    | 4      | 1      | 5               | Samuel Matete ZAM         | 1    | 2      | 0      | 3              |
| Tony Jarrett GBR        | 0    | 3      | 2      | 5               | Tero Pitkämäki FIN        | 1    | 1      | 1      | 3              |
| Marlon Devonish GBR     | 0    | 1      | 4      | 5 <sup>^</sup>  | Koji Murofushi JPN        | 1    | 1      | 1      | 3              |
| Iván Pedroso CUB        | 4    | 0      | 0      | 4               | Nelson Évora POR          | 1    | 1      | 1      | 3              |
| Kerron Clement USA      | 4    | 0      | 0      | 4 <sup>^</sup>  | Primož Kozmus SLO         | 1    | 1      | 1      | 3              |
| Donovan Bailey CAN      | 3    | 1      | 0      | 4               | Danny Everett USA         | 1    | 1      | 1      | 3              |
| Jefferson Pérez ECU     | 3    | 1      | 0      | 4               | Piotr Haczek POL          | 1    | 0      | 2      | 3              |
| Robert Harting GER      | 3    | 1      | 0      | 4               | Eduard Hämäläinen BLR/FIN | 0    | 3      | 0      | 3              |
| Moses Kiptanui KEN      | 3    | 1      | 0      | 4               | Francisco Fernández ESP   | 0    | 3      | 0      | 3              |
| Tyson Gay USA           | 3    | 1      | 0      | 4               | Michael McDonald JAM      | 0    | 3      | 0      | 3              |
| Robert Korzeniowski POL | 3    | 0      | 1      | 4               | Marc Burns TTO            | 0    | 3      | 0      | 3              |
| Angelo Taylor USA       | 3    | 0      | 1      | 4               | Igor Astapkovich URS/BLR  | 0    | 3      | 0      | 3              |
| Javier Sotomayor CUB    | 2    | 2      | 0      | 4               | Terrence Trammell USA     | 0    | 3      | 0      | 3              |
| Roger Black GBR         | 2    | 2      | 0      | 4               | Jared Tallent AUS         | 0    | 2      | 1      | 3              |
| Virgilijus Alekna LTU   | 2    | 2      | 0      | 4               | Nathaniel McKinney BAH    | 0    | 2      | 1      | 3 <sup>^</sup> |
| Stéphane Diagana FRA    | 2    | 1      | 1      | 4               | Harald Schmid GER         | 0    | 2      | 1      | 3              |
| Jesús García ESP        | 1    | 3      | 0      | 4               | Brandon Simpson JAM       | 0    | 2      | 1      | 3              |
| Frankie Fredericks NAM  | 1    | 3      | 0      | 4               | Paul Tergat KEN           | 0    | 2      | 1      | 3              |
| Andreas Thorkildsen NOR | 1    | 3      | 0      | 4               | Artur Partyka POL         | 0    | 2      | 1      | 3              |
| Yaroslav Rybakov RUS    | 1    | 1+2=   | 0      | 4               | Claudinei da Silva BRA    | 0    | 1      | 2      | 3              |
| Adam Nelson USA         | 1    | 3      | 0      | 4               | Darren Braithwaite GBR    | 0    | 1      | 2      | 3 <sup>^</sup> |
| Chris Brown BAH         | 1    | 2      | 1      | 4               | Darren Campbell GBR       | 0    | 1      | 2      | 3              |
| Liu Xiang CHN           | 1    | 2      | 1      | 4               | Dwain Chambers GBR        | 0    | 1      | 2      | 3 <sup>^</sup> |
| Kriss Akabusi GBR       | 1    | 1      | 2      | 4 <sup>^</sup>  | Kóstas Gatsioudis GRE     | 0    | 1      | 2      | 3              |
| Linford Christie GBR    | 1    | 1      | 2      | 4               | Winthrop Graham JAM       | 0    | 1      | 2      | 3              |
| Jürgen Schult GER       | 1    | 1      | 2      | 4               | Lansford Spence JAM       | 0    | 1      | 2      | 3 <sup>^</sup> |
| Brimin Kipruto KEN      | 1    | 1      | 2      | 4               | Rutger Smith NED          | 0    | 1      | 2      | 3              |
|                         |      |        |        |                 | Ivan Tikhon BLR           | 2    | 0      | 0      | 2              |

| NAME                   | Gold | Silver | Bronze | Total          | NAME   | Gold | Silver | Bronze | Total          |
|------------------------|------|--------|--------|----------------|--|------|--------|--------|----------------|
| Abel Antón ESP         | 2    | 0      | 0      | 2              | Saïd Aouita MAR  | 1    | 0      | 1      | 2              |
| Ladji Doucouré FRA     | 2    | 0      | 0      | 2              | Salah Hissou MAR   | 1    | 0      | 1      | 2              |
| Mark Richardson GBR    | 2    | 0      | 0      | 2 <sup>^</sup> | Daniel García MEX  | 1    | 0      | 1      | 2              |
| Maurizio Damilano ITA  | 2    | 0      | 0      | 2              | Jacek Bocian POL   | 1    | 0      | 1      | 2 <sup>^</sup> |
| Nickel Ashmeade JAM    | 2    | 0      | 0      | 2              | Tomasz Czubak POL  | 1    | 0      | 1      | 2              |
| Yohan Blake JAM        | 2    | 0      | 0      | 2              | Piotr Długoński POL  | 1    | 0      | 1      | 2 <sup>^</sup> |
| Abel Kirui KEN         | 2    | 0      | 0      | 2              | Robert Maćkowiak POL   | 1    | 0      | 1      | 2              |
| Ismael Kirui KEN       | 2    | 0      | 0      | 2              | Paweł Wojciechowski POL  | 1    | 0      | 1=     | 2              |
| David Rudisha KEN      | 2    | 0      | 0      | 2              | Mbulaeni Mulaudzi RSA  | 1    | 0      | 1      | 2              |
| Jaouad Gharib MAR      | 2    | 0      | 0      | 2              | Sergey Makarov RUS   | 1    | 0      | 1      | 2              |
| Paweł Fajdek POL       | 2    | 0      | 0      | 2              | Roman Rasskazov RUS  | 1    | 0      | 1      | 2              |
| Saif Shaheen QAT       | 2    | 0      | 0      | 2              | Sergey Shubenkov RUS   | 1    | 0      | 1      | 2              |
| Andrey Abduvaliyev TJK | 2    | 0      | 0      | 2              | Abdi Bile SOM  | 1    | 0      | 1      | 2              |
| Sergey Litvinov URS    | 2    | 0      | 0      | 2              | Christian Cantwell USA   | 1    | 0      | 1      | 2              |
| Jon Drummond USA       | 2    | 0      | 0      | 2              | Walter Davis USA   | 1    | 0      | 1      | 2              |
| Trey Hardee USA        | 2    | 0      | 0      | 2              | Willie Gault USA   | 1    | 0      | 1      | 2              |
| Derek Mills USA        | 2    | 0      | 0      | 2 <sup>^</sup> | C. J. Hunter USA   | 1    | 0      | 1      | 2              |
| Edwin Moses USA        | 2    | 0      | 0      | 2              | Emmit King USA   | 1    | 0      | 1      | 2              |
| Christian Taylor USA   | 2    | 0      | 0      | 2              | Tim Montgomery USA   | 1    | 0      | 1      | 2              |
| David Verburg USA      | 2    | 0      | 0      | 2              | Tyree Washington USA   | 1    | 0      | 1      | 2              |
| Darold Williamson USA  | 2    | 0      | 0      | 2              | André Williams BAH   | 0    | 2      | 0      | 2              |
| Dmitri Markov AUS      | 1    | 1      | 0      | 2              | Wang Zhen CHN  | 0    | 2      | 0      | 2              |
| Troy McIntosh BAH      | 1    | 1      | 0      | 2 <sup>^</sup> | Yoandri Betanzos CUB   | 0    | 2      | 0      | 2              |
| Martín Fiz ESP         | 1    | 1      | 0      | 2              | Anier García CUB   | 0    | 2      | 0      | 2              |
| Valentí Massana ESP    | 1    | 1      | 0      | 2              | Pedro Pablo Pichardo CUB   | 0    | 2      | 0      | 2              |
| Andrus Värnik EST      | 1    | 1      | 0      | 2              | Ahmed Salah DJI  | 0    | 2      | 0      | 2              |
| Ibrahim Jeylan ETH     | 1    | 1      | 0      | 2              | Fermin Cacho ESP   | 0    | 2      | 0      | 2              |
| Kimmo Kinnunen FIN     | 1    | 1      | 0      | 2              | Romain Mesnil FRA  | 0    | 2      | 0      | 2              |
| Valentin Kononen FIN   | 1    | 1      | 0      | 2              | Steve Backley GBR  | 0    | 2      | 0      | 2              |
| Aki Parviainen FIN     | 1    | 1      | 0      | 2              | Oliver-Sven Buder GER  | 0    | 2      | 0      | 2              |
| Seppo Rätty FIN        | 1    | 1      | 0      | 2              | Werner Schildhauer GER   | 0    | 2      | 0      | 2              |
| Marc Raquil FRA        | 1    | 1      | 0      | 2              | Ignisious Gaisah GHA/NED   | 0    | 2      | 0      | 2              |
| David Greene GBR       | 1    | 1      | 0      | 2 <sup>^</sup> | Krisztián Pars HUN   | 0    | 2      | 0      | 2              |
| Phillips Idowu GBR     | 1    | 1      | 0      | 2              | James Beckford JAM   | 0    | 2      | 0      | 2              |
| Derek Redmond GBR      | 1    | 1      | 0      | 2              | Chris Williams JAM   | 0    | 2      | 0      | 2              |
| Raphael Holzdeppe GER  | 1    | 1      | 0      | 2              | Cornelius Kipruto KEN  | 0    | 2      | 0      | 2              |
| Ronald Weigel GER      | 1    | 1      | 0      | 2              | Patrick Sang KEN   | 0    | 2      | 0      | 2              |
| Fabrizio Mori ITA      | 1    | 1      | 0      | 2              | Khalid Boulami MAR   | 0    | 2      | 0      | 2              |
| Francesco Panetta ITA  | 1    | 1      | 0      | 2              | Javier Culson PUR  | 0    | 2      | 0      | 2              |
| Steve Mullings JAM     | 1    | 1      | 0      | 2 <sup>^</sup> | Jozef Pribilinec TCH   | 0    | 2      | 0      | 2              |
| Dwight Thomas JAM      | 1    | 1      | 0      | 2 <sup>^</sup> | Jacey Harper TTO   | 0    | 2      | 0      | 2              |
| Warren Weir JAM        | 1    | 1      | 0      | 2 <sup>^</sup> | Mikhail Shchennikov URS/RUS  | 0    | 2      | 0      | 2              |
| Eliud Kipchoge KEN     | 1    | 1      | 0      | 2              | Leonid Voloshin URS/RUS  | 0    | 2      | 0      | 2              |
| Wilson Kipketer KEN    | 1    | 1      | 0      | 2              | Walter Dix USA   | 0    | 2      | 0      | 2              |
| Christopher Koskei KEN | 1    | 1      | 0      | 2              | <b>One silver, one bronze</b> – Steve Brimacombe AUS; Mitchell Watt AUS; José Barbosa BRA; André da BRA; Édson Ribeiro BRA; Dylan Armstrong CAN; Mark Boswell CAN; Mike Smith CAN; Damian Warner CAN; Luis Delis CUB; Guillermo Martínez CUB; Leonel Suárez CUB; Kyriakos Ioannou CYP; Yago Lamela ESP; José Marín ESP; Fita Bayissa ETH; Hagos Gebrhiwet ETH; Assefa Mezegebu ETH; Christophe Lemaitre FRA; Todd Bennett GBR ( <sup>^</sup> ); Phil Brown GBR; Jason Gardener GBR; Dean Macey GBR; Martyn Rooney GBR; Siegfried Wentz GER; Aleksandr Averbukh ISR; Pietro Mennea ITA; Ray Stewart JAM; Richard Chelimo KEN; Samson Kitur KEN; Richard Matelong KEN; Ali Ezzine MAR; Khalid Skah MAR; Francis Obikwelu NGR; LJ van Zyl RSA; Renny Quow TTO; Viktor Bryzgin URS; Vladimir Muravyov URS; Randy Barnes USA; Matt Centrowitz USA; Mark Everett USA ( <sup>^</sup> ); Jack Pierce USA |      |        |        |                |
| Mike Franks USA        | 1    | 1      | 0      | 2 <sup>^</sup> | <b>Two bronzes</b> – Vasilij Kaptjukh BLR; Aaron Brown CAN; Andre De Grasse CAN (1+1=); Atlee Mahorn CAN; Justyn Warner CAN; Reyes Estévez ESP; Mahiedine Mekhissi-Benabbad FRA; Mark Lewis-Francis GBR; Christian Malcolm GBR; Ralf Bartels GER; Boris Henry GER; Hansjörg Kunze GER; Michael Möllenbeck GER; Tibor Gécsek HUN; Stefano Baldini ITA; Alex Schwazer ITA; Dai Tamesue JPN; Dmitriy Karпов KAZ; Bernard Barmasai KEN; Paul Tanui KEN; Marek Plawgo POL; Piotr Rysiukiewicz POL; Rafał Wieruszewski POL ( <sup>^</sup> ); Aleksandr Bagach UKR; Yevgeniy Misyulya URS/BLR; Will Claye USA; Larry Myricks USA; David Payne USA   |      |        |        |                |
| Andrew Rock USA        | 1    | 1      | 0      | 2              |  |      |        |        |                |
| Andrew Valmon USA      | 1    | 1      | 0      | 2              |  |      |        |        |                |
| Brad Walker USA        | 1    | 1      | 0      | 2              |  |      |        |        |                |
| Quincy Watts USA       | 1    | 1      | 0      | 2              |  |      |        |        |                |
| Bernard Williams USA   | 1    | 1      | 0      | 2              |  |      |        |        |                |
| Djabir Saïd-Guerni ALG | 1    | 0      | 1      | 2              |  |      |        |        |                |
| Carl Oliver BAH        | 1    | 0      | 1      | 2 <sup>^</sup> |  |      |        |        |                |
| Yousef Kamel BRN       | 1    | 0      | 1      | 2              |  |      |        |        |                |
| Derek Drouin CAN       | 1    | 0      | 1      | 2              |  |      |        |        |                |
| Miguel López ESP       | 1    | 0      | 1      | 2              |  |      |        |        |                |
| Martin Buss GER        | 1    | 0      | 1      | 2              |  |      |        |        |                |
| Hartwig Gauder GER     | 1    | 0      | 1      | 2              |  |      |        |        |                |
| Thomas Schönlebe GER   | 1    | 0      | 1      | 2              |  |      |        |        |                |
| Heinz Weis GER         | 1    | 0      | 1      | 2              |  |      |        |        |                |
| Kirani James GRN       | 1    | 0      | 1      | 2              |  |      |        |        |                |

| NAME                             | Gold | Silver | Bronze | Total          | NAME                                  | Gold | Silver | Bronze | Total          |
|----------------------------------|------|--------|--------|----------------|---------------------------------------|------|--------|--------|----------------|
| <b>Women</b>                     |      |        |        |                | Astrid Kumbernuss GER                 | 3    | 0      | 0      | 3              |
| Merlene Ottey JAM                | 3    | 4      | 7      | 14             | Gabriela Szabo ROU                    | 3    | 0      | 0      | 3              |
| Allyson Felix USA                | 9    | 3      | 1      | 13             | Carolina Klüft SWE                    | 3    | 0      | 0      | 3              |
| Veronica Campbell-Brown JAM      | 3    | 7      | 1      | 11             | Brittney Reese USA                    | 3    | 0      | 0      | 3              |
| Shelly-Ann Fraser-Pryce JAM      | 7    | 2      | 0      | 9 <sup>^</sup> | Ellina Zvereva BLR                    | 2    | 1      | 0      | 3              |
| Jearl Miles USA                  | 4    | 3      | 2      | 9              | Huang Zhihong CHN                     | 2    | 1      | 0      | 3              |
| Gail Devers USA                  | 5    | 3      | 0      | 8              | Ana Quirot CUB                        | 2    | 1      | 0      | 3              |
| Gwen Torrence USA                | 3    | 4      | 1      | 8              | Jessica Ennis-Hill GBR                | 2    | 1      | 0      | 3              |
| Christine Ohuruogu GBR           | 2    | 1      | 5      | 8              | Sabine Braun GER                      | 2    | 1      | 0      | 3              |
| Sanya Richards-Ross USA          | 5    | 2      | 0      | 7              | Marlies Göhr GER                      | 2    | 1      | 0      | 3              |
| Carmelita Jeter USA              | 3    | 1      | 3      | 7 <sup>^</sup> | Miréla Tzelíli/Manjani GRE            | 2    | 1      | 0      | 3              |
| Yuliya Nosova/Pechonkina RUS     | 2    | 3      | 2      | 7              | Catherine Ndereba KEN                 | 2    | 1      | 0      | 3              |
| Beverly McDonald JAM             | 1    | 4      | 2      | 7 <sup>^</sup> | Nezha Bidouane MAR                    | 2    | 1      | 0      | 3              |
| Lorraine Graham/Fenton JAM       | 1    | 3      | 3      | 7              | Anita Włodarczyk POL                  | 2    | 1      | 0      | 3              |
| Kerron Stewart JAM               | 3    | 3      | 0      | 6 <sup>^</sup> | Tatyana Lysenko RUS                   | 2    | 1      | 0      | 3              |
| Heike Daute/Drechsler GER        | 2    | 2      | 2      | 6              | Jarmila Kratochvílová TCH             | 2    | 1      | 0      | 3              |
| Novlene Williams-Mills JAM       | 1    | 4      | 1      | 6              | Zhanna Pintusevich-Block UKR          | 2    | 1      | 0      | 3              |
| Irina Privalova URS/RUS          | 1    | 3      | 2      | 6              | Olga Bryzgina URS                     | 2    | 1      | 0      | 3              |
| Grit Breuer GER                  | 1    | 2      | 3      | 6              | Chryste Gaines USA                    | 2    | 1      | 0      | 3              |
| Tirunesh Dibaba ETH              | 5    | 0      | 0      | 5              | Hassiba Boulmerka ALG                 | 2    | 0      | 1      | 3              |
| Vivian Cheruiyot KEN             | 4    | 1      | 0      | 5              | Cathy Freeman AUS                     | 2    | 0      | 1      | 3              |
| Valerie Adams/Vili NZL           | 4    | 1      | 0      | 5              | Caterine Ibargüen COL                 | 2    | 0      | 1      | 3              |
| Natasha Hastings USA             | 4    | 1      | 0      | 5 <sup>^</sup> | Trine Hattestad NOR                   | 2    | 0      | 1      | 3              |
| Tatyana Lebedeva RUS             | 3    | 2      | 0      | 5              | Ludmila Narozhilenko/Engquist URS/SWE | 2    | 0      | 1      | 3              |
| Lauryn Williams USA              | 3    | 2      | 0      | 5 <sup>^</sup> | Barbora Špotáková CZE                 | 1    | 2      | 0      | 3              |
| Maria Mutola MOZ                 | 3    | 1      | 1      | 5              | Berhane Adere ETH                     | 1    | 2      | 0      | 3              |
| Eunice Barber FRA                | 2    | 3      | 0      | 5              | Betty Heidler GER                     | 1    | 2      | 0      | 3              |
| Lashinda Demus USA               | 2    | 2      | 1      | 5              | Christina Obergföll GER               | 1    | 2      | 0      | 3              |
| Meseret Defar ETH                | 2    | 1      | 2      | 5              | Sherone Simpson JAM                   | 1    | 2      | 0      | 3 <sup>^</sup> |
| Muriel Hurtis FRA                | 1    | 2      | 2      | 5              | Milcah Chemos KEN                     | 1    | 2      | 0      | 3              |
| Anna Chicherova RUS              | 1    | 1+1=   | 1+1=   | 5              | Janeth Jepkosgei KEN                  | 1    | 2      | 0      | 3              |
| Inga Babakova URS/UKR            | 1    | 1+1=   | 2      | 5              | Manuela Machado POR                   | 1    | 2      | 0      | 3              |
| Christine Arron FRA              | 1    | 1      | 3      | 5              | Svetlana Goncharenko RUS              | 1    | 2      | 0      | 3 <sup>^</sup> |
| Merlene Frazer JAM               | 1    | 1      | 2+1=   | 5 <sup>^</sup> | Michelle Collins USA                  | 1    | 2      | 0      | 3 <sup>^</sup> |
| Deon Hemmings JAM                | 1    | 1      | 3      | 5 <sup>^</sup> | Maicel Malone/Wallace USA             | 1    | 2      | 0      | 3              |
| Sandie Richards JAM              | 1    | 1      | 3      | 5              | Niurka Montalvo CUB/ESP               | 1    | 1      | 1      | 3              |
| Shericka Williams JAM            | 0    | 5      | 0      | 5              | Sylviane Félix FRA                    | 1    | 1      | 1      | 3              |
| Nadine Kleinert/-Schmitt GER     | 0    | 3      | 2      | 5              | Patricia Girard FRA                   | 1    | 1      | 1      | 3              |
| Nicola Sanders GBR               | 0    | 1      | 4      | 5              | Sally Gunnell GBR                     | 1    | 1      | 1      | 3              |
| Jackie Joyner-Kersey USA         | 4    | 0      | 0      | 4              | Ellen Neumann/Fiedler GER             | 1    | 1      | 1      | 3 <sup>^</sup> |
| Yipsi Moreno CUB                 | 3    | 1      | 0      | 4              | Anja Rucker GER                       | 1    | 1      | 1      | 3              |
| Silke Gladisch GER               | 3    | 1      | 0      | 4              | Aleen Bailey JAM                      | 1    | 1      | 1      | 3              |
| Marita Koch GER                  | 3    | 1      | 0      | 4              | Dahlia Duhaney JAM                    | 1    | 1      | 1      | 3 <sup>^</sup> |
| Tatyana Samolenko/Dorovskikh URS | 3    | 1      | 0      | 4              | Brigitte Foster/Foster-Hylton JAM     | 1    | 1      | 1      | 3              |
| Jessica Beard USA                | 3    | 1      | 0      | 4 <sup>^</sup> | Dafne Schippers NED                   | 1    | 1      | 1      | 3              |
| Yelena Isinbaeva RUS             | 3    | 0      | 1      | 4              | Anastasiya Kapachinskaya RUS          | 1    | 1      | 1      | 3              |
| Marion Jones USA                 | 3    | 0      | 1      | 4              | Olesya Zykina RUS                     | 1    | 1      | 1      | 3 <sup>^</sup> |
| Blanka Vlašić CRO                | 2    | 2      | 0      | 4              | Galina Malchugina URS/RUS             | 1    | 1      | 1      | 3              |
| Torri Edwards USA                | 2    | 2      | 0      | 4              | Kim Batten USA                        | 1    | 1      | 1      | 3              |
| Inger Miller USA                 | 2    | 2      | 0      | 4              | Uta Rohländer GER                     | 1    | 0      | 2      | 3              |
| Debbie Ferguson-McKenzie BAH     | 2    | 1      | 1      | 4              | Ana Guevara MEX                       | 1    | 0      | 2      | 3              |
| Liu Hong CHN                     | 2    | 1      | 1      | 4              | Lidia Simon ROU                       | 1    | 0      | 2      | 3              |
| Yargelis Savigne CUB             | 2    | 1      | 1      | 4              | Mariya Abakumova RUS                  | 1    | 0      | 2      | 3              |
| Fiona May ITA                    | 2    | 1      | 1      | 4              | Kajsa Bergqvist SWE                   | 1    | 0      | 2      | 3              |
| Francena McCorory USA            | 2    | 1      | 1      | 4              | Nadezhda Ostapchuk BLR                | 0    | 3      | 0      | 3              |
| Katrin Krabbe GER                | 2    | 0      | 2      | 4              | Shereefa Lloyd JAM                    | 0    | 3      | 0      | 3 <sup>^</sup> |
| Natasha Kaiser/Brown USA         | 1    | 3      | 0      | 4 <sup>^</sup> | Olga Kuzenkova RUS                    | 0    | 3      | 0      | 3              |
| Chandra Sturup BAH               | 1    | 2      | 1      | 4              | Kelly Holmes GBR                      | 0    | 2      | 1      | 3              |
| Juliet Cuthbert JAM              | 1    | 2      | 1      | 4              | Anastasiá Kelesídou GRE               | 0    | 2      | 1      | 3              |
| Fernanda Ribeiro POR             | 1    | 2      | 1      | 4              | Monika Pyrek POL                      | 0    | 1+1=   | 1      | 3              |
| Svetlana Feofanova RUS           | 1    | 1      | 2      | 4              | Anisya Kirdyapkina RUS                | 0    | 2      | 1      | 3              |
| Svetlana Krivelyova URS/RUS      | 1    | 1      | 2      | 4              | Tatyana Kotova RUS                    | 0    | 2      | 1      | 3              |
| Steffi Nerius GER                | 1    | 0      | 3      | 4              | Lyubov Gurina URS/RUS                 | 0    | 2      | 1      | 3              |
| Yarelis Barrios CUB              | 0    | 2      | 2      | 4              | Valentina Tsybulskaya BLR             | 0    | 1      | 2      | 3              |
| Zhang Wenxiu CHN                 | 0    | 1      | 3      | 4              | Gong Lijiao CHN                       | 0    | 1      | 2      | 3              |
| Nicoleta Grasu ROU               | 0    | 1      | 3      | 4              | Katerína Thánou GRE                   | 0    | 1      | 2      | 3              |
| Lee McConnell GBR                | 0    | 0      | 4      | 4              | Delloreen Ennis-London JAM            | 0    | 1      | 2      | 3              |
| Sabine Busch GER                 | 3    | 0      | 0      | 3              | Michelle Freeman JAM                  | 0    | 1      | 2      | 3 <sup>^</sup> |
| Franka Dietzsch GER              | 3    | 0      | 0      | 3              | Vita Pavlysh UKR                      | 0    | 1      | 2      | 3              |

| NAME                             | Gold | Silver | Bronze | Total          | NAME   | Gold | Silver | Bronze | Total          |
|----------------------------------|------|--------|--------|----------------|--|------|--------|--------|----------------|
| Mariya Pinigina URS              | 0    | 1      | 2      | 3              | Michelle Burgher JAM   | 1    | 0      | 1      | 2 <sup>^</sup> |
| Anna Pyatykh RUS                 | 0    | 0      | 3      | 3              | Shericka Jackson JAM   | 1    | 0      | 1      | 2              |
| Jana Pittman/Rawlinson AUS       | 2    | 0      | 0      | 2              | Stephenie Ann McPherson JAM  | 1    | 0      | 1      | 2              |
| Maryam Jamal BRN                 | 2    | 0      | 0      | 2              | Sally Barsosio KEN   | 1    | 0      | 1      | 2              |
| Stefka Kostadinova BUL           | 2    | 0      | 0      | 2              | Linnet Masai KEN   | 1    | 0      | 1      | 2              |
| Osleidys Menéndez CUB            | 2    | 0      | 0      | 2              | Eunice Sum KEN   | 1    | 0      | 1      | 2              |
| Zuzana Hejnová CZE               | 2    | 0      | 0      | 2              | Ingrid Christensen/Kristiansen NOR   | 1    | 0      | 1      | 2              |
| Marie-José Pérec FRA             | 2    | 0      | 0      | 2              | Carla Sacramento POR   | 1    | 0      | 1      | 2              |
| Martina Opitz/Hellmann GER       | 2    | 0      | 0      | 2              | Natalya Antyukh RUS  | 1    | 0      | 1      | 2              |
| Dagmar Rübsam/Neubauer GER       | 2    | 0      | 0      | 2              | Anna Biryukova RUS   | 1    | 0      | 1      | 2              |
| Edna Kiplagat KEN                | 2    | 0      | 0      | 2              | Olga Burova/Chernyavskaya RUS  | 1    | 0      | 1      | 2              |
| Hestrie Cloete RSA               | 2    | 0      | 0      | 2              | Svetlana Masterkova RUS  | 1    | 0      | 1      | 2              |
| Caster Semenya RSA               | 2    | 0      | 0      | 2              | Yelena Nikolayeva RUS  | 1    | 0      | 1      | 2              |
| Olimpiada Ivanova RUS            | 2    | 0      | 0      | 2              | Amy Thiam SEN  | 1    | 0      | 1      | 2              |
| Tatyana Tomashova RUS            | 2    | 0      | 0      | 2              | Ghada Shouaa SYR   | 1    | 0      | 1      | 2              |
| Tatyana Ledovskaya URS           | 2    | 0      | 0      | 2              | Olga Saladukha UKR   | 1    | 0      | 1      | 2              |
| Me'Lisa Barber USA               | 2    | 0      | 0      | 2              | Natalya Pomoshchnikova/Voronova URS/RUS  | 1    | 0      | 1      | 2              |
| Tianna Madison/Bartoletta USA    | 2    | 0      | 0      | 2              | Diane Williams USA   | 1    | 0      | 1      | 2              |
| Mary Decker USA                  | 2    | 0      | 0      | 2              | Brianne Theisen-Eaton CAN  | 0    | 2      | 0      | 2              |
| Stacy Dragila USA                | 2    | 0      | 0      | 2              | Zhong Huandi CHN   | 0    | 2      | 0      | 2              |
| Michelle Perry USA               | 2    | 0      | 0      | 2              | Murielle Houré CIV   | 0    | 2      | 0      | 2              |
| DeeDee Trotter USA               | 2    | 0      | 0      | 2 <sup>^</sup> | Françoise Mbango CMR   | 0    | 2      | 0      | 2              |
| Sally Pearson AUS                | 1    | 1      | 0      | 2              | Marta Domínguez ESP  | 0    | 2      | 0      | 2              |
| Pauline Davis/Davis-Thompson BAH | 1    | 1      | 0      | 2              | Denise Lewis GBR   | 0    | 2      | 0      | 2              |
| Amantle Montsho BOT              | 1    | 1      | 0      | 2              | Petra Felke/Meier GER  | 0    | 2      | 0      | 2              |
| Fabiana Murer BRA                | 1    | 1      | 0      | 2              | Ilke Wyludda GER   | 0    | 2      | 0      | 2              |
| Perdita Felicien CAN             | 1    | 1      | 0      | 2              | Davita Prendergast JAM   | 0    | 2      | 0      | 2              |
| Sandra Perković CRO              | 1    | 1      | 0      | 2              | Rosemarie Whyte JAM  | 0    | 2      | 0      | 2              |
| Derartu Tulu ETH                 | 1    | 1      | 0      | 2              | Sylvia Kibet KEN   | 0    | 2      | 0      | 2              |
| Paula Radcliffe GBR              | 1    | 1      | 0      | 2              | Hasna Benhassi MAR   | 0    | 2      | 0      | 2              |
| Fatima Whitbread GBR             | 1    | 1      | 0      | 2              | Tatyana Shikolenko RUS   | 0    | 2      | 0      | 2              |
| Petra Müller GER                 | 1    | 1      | 0      | 2              | Ta'ána Kocembová TCH   | 0    | 2      | 0      | 2              |
| Christina Schwanitz GER          | 1    | 1      | 0      | 2              | Yelena Yelesina URS/RUS  | 0    | 2      | 0      | 2              |
| Sonia O'Sullivan IRL             | 1    | 1      | 0      | 2              | English Gardner USA  | 0    | 2      | 0      | 2              |
| Sheri-Ann Brooks JAM             | 1    | 1      | 0      | 2 <sup>^</sup> | Regina Jacobs USA  | 0    | 2      | 0      | 2              |
| Simone Facey JAM                 | 1    | 1      | 0      | 2              | <b>One silver, one bronze</b> – Kerry Saxby-Junna AUS; Natalya Sazanovich BLR; Iva Prandzheva BUL; Frédérique Bangué FRA ( <sup>^</sup> ); Kathy Cook GBR; Eilidh Child/Doyle GBR; Nadine Müller GER; Kathrin Neimke GER; Jennifer Oeser GER; Cornelia Oschkenat GER; Christine Wachtel GER; Antonietta Di Martino ITA (0 / 1 = / 1); Elisabetta Perrone ITA; Ronetta Smith JAM; Reiko Tosa JPN; Olga Rypakova KAZ; Olga Shishigina KAZ; Zahra Ouaziz MAR; Blessing Okagbare NGR; Margarita Ponomaryova RUS; Natalya Sadova RUS; Susanthika Jayasinghe SRI; Letitia Vriesde SUR; Larysa Berezhnaya URS/UKR; Diane Dixon USA; Sandra Glover USA; Lillie Leatherwood USA |      |        |        |                |
| Anasthasia Leroy JAM             | 1    | 1      | 0      | 2 <sup>^</sup> | <b>Two bronzes</b> – Ejegayehu Dibaba ETH; Ayelech Worku ETH; Manuela Montebun FRA; Donna Fraser GBR ( <sup>^</sup> ); Juliet Campbell JAM; Masako Chiba JPN; Tegla Loroupe KEN; Ella Kovacs ROU; Sunette Viljoen RSA; Ivana Španović SRB; Kelly-Ann Baptiste TTO; Yekaterina Podkopayeva URS; Alysia Johnson/Montaño USA  |      |        |        |                |
| Elaine Thompson JAM              | 1    | 1      | 0      | 2              |  |      |        |        |                |
| Melaine Walker JAM               | 1    | 1      | 0      | 2              |  |      |        |        |                |
| Tatyana Chebykina RUS            | 1    | 1      | 0      | 2              |  |      |        |        |                |
| Natalya Nazarova RUS             | 1    | 1      | 0      | 2              |  |      |        |        |                |
| Svetlana Pospelova RUS           | 1    | 1      | 0      | 2 <sup>^</sup> |  |      |        |        |                |
| Yekaterina Volkova RUS           | 1    | 1      | 0      | 2              |  |      |        |        |                |
| Olga Yegorova RUS                | 1    | 1      | 0      | 2              |  |      |        |        |                |
| Habiba Ghribi TUN                | 1    | 1      | 0      | 2              |  |      |        |        |                |
| Tamara Bykova URS                | 1    | 1      | 0      | 2              |  |      |        |        |                |
| Natalya Lisovskaya URS           | 1    | 1      | 0      | 2              |  |      |        |        |                |
| Olga Nazarova URS                | 1    | 1      | 0      | 2              |  |      |        |        |                |
| Tatyana Alekseyeva URS/RUS       | 1    | 1      | 0      | 2 <sup>^</sup> |  |      |        |        |                |
| Alexandria Anderson USA          | 1    | 1      | 0      | 2 <sup>^</sup> |  |      |        |        |                |
| Kim Graham USA                   | 1    | 1      | 0      | 2              |  |      |        |        |                |
| Florence Griffith USA            | 1    | 1      | 0      | 2              |  |      |        |        |                |
| Jenny Simpson USA                | 1    | 1      | 0      | 2              |  |      |        |        |                |
| Rochelle Stevens USA             | 1    | 1      | 0      | 2              |  |      |        |        |                |
| Savatheda Fynes BAH              | 1    | 0      | 1      | 2              |  |      |        |        |                |
| Natalya Shikolenko BLR           | 1    | 0      | 1      | 2              |  |      |        |        |                |
| Tsvetanka Khristova BUL          | 1    | 0      | 1      | 2              |  |      |        |        |                |
| Ginka Zagorcheva BUL             | 1    | 0      | 1      | 2              |  |      |        |        |                |
| Daimí Pernía CUB                 | 1    | 0      | 1      | 2              |  |      |        |        |                |
| Yarisley Silva CUB               | 1    | 0      | 1      | 2              |  |      |        |        |                |
| Almaz Ayana ETH                  | 1    | 0      | 1      | 2              |  |      |        |        |                |
| Genzebe Dibaba ETH               | 1    | 0      | 1      | 2              |  |      |        |        |                |
| Gete Wami ETH                    | 1    | 0      | 1      | 2              |  |      |        |        |                |
| Sari Essayah FIN                 | 1    | 0      | 1      | 2              |  |      |        |        |                |
| Kirsten Emmelmann GER            | 1    | 0      | 1      | 2              |  |      |        |        |                |
| Anke Feller GER                  | 1    | 0      | 1      | 2              |  |      |        |        |                |
| Melanie Paschke GER              | 1    | 0      | 1      | 2              |  |      |        |        |                |
| Cornelia Ullrich GER             | 1    | 0      | 1      | 2 <sup>^</sup> |  |      |        |        |                |
| Marion Wagner GER                | 1    | 0      | 1      | 2              |  |      |        |        |                |





## MOST APPEARANCES

Here are lists of all those athletes who have competed at five or more editions of the IAAF World Championships

### MEN

|                     | NAME                       | COUNTRY              | YEARS CONTESTED                     | EVENT (S)               |
|---------------------|----------------------------|----------------------|-------------------------------------|-------------------------|
| 12                  | Jesús Ángel García         | ESP                  | 93 95 97 99 01 03 05 07 09 11 13 15 | 50Km Walk               |
| 10                  | Virgilijus Alekna          | LTU                  | 95 97 99 01 03 05 07 09 11 13       | Discus Throw            |
|                     | Kim Collins                | SKN                  | 95 97 99 01 03 05 07 09 11 15       | 100m/200m/4x100mR       |
| 9                   | Tim Berrett                | CAN                  | 91 93 95 97 99 01 03 05 07          | 20Km/50Km Walk          |
|                     | Danny McFarlane            | JAM                  | 93 95 97 99 01 03 05 07 09          | 400m/400mH/4x400mR      |
|                     | Hatem Ghoulá               | TUN                  | 93 95 97 99 01 03 05 07 13          | 20Km Walk               |
|                     | Nicola Vizzoni             | ITA                  | 97 99 01 03 05 07 09 11 13          | Hammer Throw            |
|                     | Chris Brown                | BAH                  | 99 01 03 05 07 09 11 13 15          | 400m/4x400mR            |
|                     | João Vieira                | POR                  | 99 01 03 05 07 09 11 13 15          | 20Km Walk               |
|                     | 8                          | Jan Železný          | TCH/CZE                             | 87 91 93 95 97 99 01 03 |
|                     | Lars Riedel                | GER                  | 91 93 95 97 99 01 03 05             | Discus Throw            |
|                     | Dragutin Topić             | YUG/IWP/SCG/SRB      | 91 93 95 97 99 05 07 09             | High Jump               |
|                     | Kevin Sullivan             | CAN                  | 93 95 97 99 01 03 05 07             | 1500m                   |
|                     | Manuel Martínez            | ESP                  | 93 95 97 01 03 05 07 09             | Shot Put                |
|                     | Aleksander Tammert         | EST                  | 95 97 99 01 03 05 07 09             | Discus Throw            |
|                     | Koji Murofushi             | JPN                  | 95 97 99 01 03 07 11 13             | Hammer Throw            |
|                     | Szymon Ziółkowski          | POL                  | 95 99 01 05 07 09 11 13             | Hammer Throw            |
|                     | Marlon Devonish            | GBR                  | 97 99 01 03 05 07 09 11             | 100m/200m/4x100mR       |
|                     | Sergey Makarov             | RUS                  | 97 99 01 03 05 07 09 11             | Javelin Throw           |
|                     | Ēriks Rags                 | LAT                  | 97 99 01 03 05 07 09 11             | Javelin Throw           |
|                     | Roman Šebrle               | CZE                  | 97 99 01 03 05 07 09 11             | Decathlon               |
|                     | Mario Pestano              | ESP                  | 99 01 03 05 07 09 11 13             | Discus Throw            |
|                     | Félix Sánchez              | DOM                  | 99 01 03 05 07 09 11 13             | 400mH/4x400mR           |
|                     | Bouabdallah Tahri          | FRA                  | 99 01 03 05 07 09 11 13             | 1500m/3000mSC           |
| 7                   | Jürgen Schult              | GER                  | 83 87 91 93 95 97 99                | Discus Throw            |
|                     | Mick Hill                  | GBR                  | 87 91 93 95 97 99 01                | Javelin Throw           |
|                     | Florian Schwarthoff        | GER                  | 87 91 93 95 97 99 01                | 110mH/4x100mR           |
|                     | Bruny Surin                | CAN                  | 87 91 93 95 97 99 01                | 100m/4x100mR/Long Jump  |
|                     | Sándor Urbanik             | HUN                  | 87 91 93 95 97 99 01                | 20Km/50Km Walk          |
|                     | Igor Astapkovich           | URS/BLR              | 91 93 95 97 99 01 03                | Hammer Throw            |
|                     | Steve Backley              | GBR                  | 91 93 95 97 99 01 03                | Javelin Throw           |
|                     | Stéphane Diagana           | FRA                  | 91 93 95 97 99 01 03                | 400mH/4x400mR           |
|                     | Fumio Imamura              | JPN                  | 91 93 95 97 99 01 03                | 50Km Walk               |
|                     | Robert Korzeniowski        | POL                  | 91 93 95 97 99 01 03                | 20Km/50Km Walk          |
|                     | Yevgeniy Misyulya          | URS/BLR              | 91 93 95 97 99 01 03                | 20Km Walk               |
|                     | Vasily Kaptyukh            | URS/BLR              | 91 93 95 97 01 03 05                | Discus Throw            |
|                     | Dragan Perić               | YUG/IWP/SCG          | 91 93 97 99 01 03 05                | Shot Put                |
|                     | André da Silva             | BRA                  | 93 95 97 99 01 03 05                | 100m/200m/4x100mR       |
|                     | Tomáš Dvůrák               | CZE                  | 93 95 97 99 01 03 05                | Decathlon               |
|                     | Miloš Holuša               | CZE                  | 93 95 97 99 01 03 05                | 20Km/50Km Walk          |
|                     | Sergey Korepanov           | KAZ                  | 93 95 97 99 01 03 05                | 50Km Walk               |
|                     | Denis Langlois             | FRA                  | 93 95 97 99 01 03 05                | 20Km/50Km Walk          |
|                     | Iván Pedroso               | CUB                  | 93 95 97 99 01 03 05                | Long Jump               |
|                     | Tim Lobinger               | GER                  | 93 95 97 99 03 05 07                | Pole Vault              |
|                     | Ilya Markov                | RUS                  | 95 97 99 01 03 05 07                | 20Km Walk               |
|                     | Jefferson Pérez            | ECU                  | 95 97 99 01 03 05 07                | 20Km Walk               |
|                     | Hendrick Ramaala           | RSA                  | 95 97 99 03 05 07 13                | 10,000m/Marathon        |
|                     | Aziz Zakari                | GHA                  | 95 97 01 03 05 09 11                | 100m/4x100mR            |
|                     | Periklís Iakovákis         | GRE                  | 97 99 01 03 05 07 09                | 400mH/4x400mR           |
|                     | Aléxandros Papadimitríou   | GRE                  | 97 99 01 03 05 07 09                | Hammer Throw            |
|                     | Dwain Chambers             | GBR                  | 97 99 01 03 09 11 13                | 100m/200m/4x100mR       |
|                     | Omar Zepeda                | MEX                  | 97 01 05 07 09 11 13                | 20Km/50Km Walk          |
|                     | Libor Charfreitag          | SVK                  | 99 01 03 05 07 09 11                | Hammer Throw            |
|                     | Francisco Javier Fernández | ESP                  | 99 01 03 05 07 09 11                | 20Km Walk               |
|                     | Olli-Pekka Karjalainen     | FIN                  | 99 01 03 05 07 09 11                | Hammer Throw            |
|                     | José Manuel Martínez       | ESP                  | 99 01 03 05 07 09 11                | 10,000m/Marathon        |
|                     | Andrey Mikhnevich          | BLR                  | 99 01 03 05 07 09 11                | Shot Put                |
| Trond Nymark        | NOR                        | 99 01 03 05 07 09 11 | 50Km Walk                           |                         |
| Mikel Odriozola     | ESP                        | 99 01 03 05 07 09 11 | 20Km/50Km Walk                      |                         |
| Khadevis Robinson   | USA                        | 99 01 03 05 07 09 11 | 800m                                |                         |
| Dwight Phillips     | USA                        | 01 03 05 07 09 11 13 | Long Jump                           |                         |
| Andreas Thorkildsen | NOR                        | 01 03 05 07 09 11 13 | Javelin Throw                       |                         |

| NAME                   | COUNTRY | YEARS CONTESTED      | EVENT (S)                     |
|------------------------|---------|----------------------|-------------------------------|
| (7) Zoltán Kővágó      | HUN     | 01 03 05 07 09 11 15 | Discus Throw                  |
| Bat-Ochir Ser-Od       | MGL     | 03 05 07 09 11 13 15 | Marathon                      |
| Churandy Martina       | AHO/NED | 03 05 07 09 11 13 15 | 100m/200m/4x100mR             |
| Jaroslav Bába          | CZE     | 03 05 07 09 11 13 15 | High Jump                     |
| Ezekiel Kemboi         | KEN     | 03 05 07 09 11 13 15 | 3000mSC                       |
| Gerd Kanter            | EST     | 03 05 07 09 11 13 15 | Discus Throw                  |
| Bershawn Jackson       | USA     | 03 05 07 09 11 13 15 | 400mH/4x400mR                 |
| 6 José Luiz Barbosa    | BRA     | 83 87 91 93 95 97    | 800m/4x400mR                  |
| Sergey Bubka           | URS/UKR | 83 87 91 93 95 97    | Pole Vault                    |
| Róbson da Silva        | BRA     | 83 87 91 93 95 97    | 100m/200m/4x100mR             |
| Ray Stewart            | JAM     | 83 87 91 93 95 99    | 100m/200m/4x100mR             |
| Bob Weir               | GBR     | 83 93 95 97 99 01    | Discus Throw/Hammer Throw     |
| Abel Antón             | ESP     | 87 91 93 95 97 99    | 5000m/10,000m/Marathon        |
| Steve Moneghetti       | AUS     | 87 91 93 95 97 99    | 10,000m/Marathon              |
| José Urbano            | POR     | 87 91 93 95 97 99    | 20Km/50Km Walk                |
| Dennis Mitchell        | USA     | 87 91 93 95 97 01    | 100m/4x100mR                  |
| Javier Sotomayor       | CUB     | 87 91 93 95 97 01    | High Jump                     |
| Tibor Gécsek           | HUN     | 87 91 93 95 99 01    | Hammer Throw                  |
| Oliver-Sven Buder      | GER     | 91 93 95 97 99 01    | Shot Put                      |
| Giovanni De Benedictis | ITA     | 91 93 95 97 99 01    | 20Km/50Km Walk                |
| Raymond Hecht          | GER     | 91 93 95 97 99 01    | Javelin Throw                 |
| Fabrizio Mori          | ITA     | 91 93 95 97 99 01    | 400mH/4x400mR                 |
| René Piller            | FRA     | 91 93 95 97 99 01    | 50Km Walk                     |
| Brian Wellman          | BER     | 91 93 95 97 99 01    | Triple Jump                   |
| Frankie Fredericks     | NAM     | 91 93 95 97 99 03    | 100m/200m                     |
| Yoelbi Quesada         | CUB     | 91 93 95 97 99 03    | Triple Jump                   |
| Jean Galfione          | FRA     | 91 93 95 97 99 05    | Pole Vault                    |
| Troy Douglas           | BER/NED | 91 93 95 97 01 03    | 100m/200m/400m/4x100mR        |
| Sergio Galdino         | BRA     | 91 93 95 97 03 05    | 20Km/50Km Walk                |
| Dmitriy Shevchenko     | URS/RUS | 91 93 95 99 01 03    | Discus Throw                  |
| Gheorghe Guşet         | ROU     | 91 93 99 01 03 05    | Shot Put                      |
| Robert Maćkowiak       | POL     | 91 95 97 99 01 05    | 200m/400m/4x100mR/4x400mR     |
| Jon Drummond           | USA     | 93 95 97 99 01 03    | 100m/200m/4x100mR             |
| Jonathan Edwards       | GBR     | 93 95 97 99 01 03    | Triple Jump                   |
| Haile Gebrselassie     | ETH     | 93 95 97 99 01 03    | 5000m/10,000m                 |
| Boris Henry            | GER     | 93 95 97 99 01 03    | Javelin Throw                 |
| Ibrahim Meité          | CIV     | 93 95 97 99 01 03    | 100m/4x100mR                  |
| Miguel Angel Rodríguez | MEX     | 93 95 97 99 01 03    | 50Km Walk                     |
| Hezekiel Sepeng        | RSA     | 93 95 97 99 01 03    | 800m/4x400mR                  |
| Alejandro Cárdenas     | MEX     | 93 95 97 99 01 05    | 400m/4x100mR/4x400mR          |
| Davian Clarke          | JAM     | 93 95 97 99 03 05    | 400m/4x400mR                  |
| Modris Liepiņš         | LAT     | 93 97 99 01 03 05    | 20Km/50Km Walk                |
| Andrey Skvaruk         | UKR     | 93 97 99 01 03 05    | Hammer Throw                  |
| Craig Barrett          | NZL     | 95 97 99 01 03 05    | 50Km Walk                     |
| John Godina            | USA     | 95 97 99 01 03 05    | Shot Put/Discus Throw         |
| Maurice Greene         | USA     | 95 97 99 01 03 05    | 100m/200m/4x100mR             |
| Allen Johnson          | USA     | 95 97 99 01 03 05    | 110mH/4x400mR                 |
| Ilya Kononov           | RUS     | 95 97 99 01 03 05    | Hammer Throw                  |
| Jonathan N'Senga       | BEL     | 95 97 99 01 03 05    | 110mH                         |
| Aki Parviainen         | FIN     | 95 97 99 01 03 05    | Javelin Throw                 |
| Aleksandar Raković     | YUG/SCG | 95 97 99 01 03 05    | 50Km Walk                     |
| Smail Sghir            | MAR/FRA | 95 97 99 01 03 05    | 5000m/10,000m/Marathon        |
| Bogdan Țăruș           | ROU     | 95 97 99 01 03 05    | Long Jump                     |
| Obadele Thompson       | BAR     | 95 97 99 01 03 05    | 100m/200m/4x100mR             |
| Nobuhara Asahara       | JPN     | 95 97 01 03 05 07    | 100m/4x100mR/Long Jump        |
| James Beckford         | JAM     | 95 97 01 03 05 07    | Long Jump/Triple Jump/4x100mR |
| Asaf Bimro             | ISR     | 95 97 01 03 05 07    | Marathon                      |
| Aleksey Voyevodin      | RUS     | 95 97 01 03 05 07    | 50Km Walk                     |
| Robert Kronberg        | SWE     | 97 99 01 03 05 07    | 110mH                         |
| Reyes Estévez          | ESP     | 97 99 01 03 05 09    | 1500m                         |
| Luis García            | GUA     | 97 99 01 03 05 09    | 20Km/50Km Walk                |
| Aleksey Lukashevich    | UKR     | 97 99 01 03 07 09    | Long Jump                     |
| Francis Obikwelu       | NGR/POR | 97 99 03 05 07 09    | 100m/200m/4x100mR             |
| Stanislav Olijar       | LAT     | 97 99 03 05 07 09    | 110mH                         |
| Ivan Tikhon            | BLR     | 97 01 03 05 07 15    | Hammer Throw                  |
| Frantz Kruger          | RSA/FIN | 99 01 03 05 07 09    | Discus Throw                  |
| Éric Milazar           | MRI     | 99 01 03 05 07 09    | 400m/4x100mR                  |
| Ivan Trotskiy          | BLR     | 99 01 03 05 07 13    | 20Km/50Km Walk                |
| Juan Cerra             | ARG     | 99 01 03 05 09 11    | Hammer Throw                  |

|     | NAME                  | COUNTRY | YEARS CONTESTED   | EVENT (S)              |
|-----|-----------------------|---------|-------------------|------------------------|
| (6) | Hamed Al-Bishi        | KSA     | 99 01 03 05 09 11 | 200m/4x400mR           |
|     | Rui Silva             | POR     | 99 01 03 05 09 11 | 1500m/5000m/10,000m    |
|     | Romain Mesnil         | FRA     | 99 01 03 07 09 11 | Pole Vault             |
|     | Yonas Kifle           | ERI     | 99 01 05 09 11 13 | 5000m/10,000m/Marathon |
|     | Mehdi Baala           | FRA     | 01 03 05 07 09 11 | 1500m/800m             |
|     | Avard Moncur          | BAH     | 01 03 05 07 09 11 | 400m/4x400mR           |
|     | Dwight Thomas         | JAM     | 01 03 05 07 09 11 | 100m/110mH/4x100mR     |
|     | Marc Burns            | TTO     | 01 03 05 07 09 11 | 100m/4x100mR           |
|     | Adam Nelson           | USA     | 01 03 05 07 09 11 | Shot Put               |
|     | Walter Davis          | USA     | 01 03 05 07 09 11 | Long Jump/Triple Jump  |
|     | Ralf Bartels          | GER     | 01 03 05 07 09 11 | Shot Put               |
|     | Abderrahim Goumri     | MAR     | 01 03 05 07 09 11 | 5000m/10,000m/Marathon |
|     | Tobias Unger          | GER     | 01 03 05 07 09 11 | 100m/200m/4x100mR      |
|     | Aleksandr Ivanov      | RUS     | 01 03 05 07 09 11 | Javelin Throw          |
|     | Alexander Kosenkow    | GER     | 01 03 05 07 09 15 | 100m/200m/4x100mR      |
|     | Marian Oprea          | ROU     | 01 03 05 11 13 15 | Triple Jump            |
|     | Robert Heffernan      | IRL     | 01 05 07 09 13 15 | 20Km/50Km Walk         |
|     | Mohamed Al-Salhi      | KSA     | 03 05 07 09 11 13 | 800m/4x400mR           |
|     | Pavel Lyzhin          | BLR     | 03 05 07 09 11 13 | Shot Put               |
|     | Daichi Sawano         | JPN     | 03 05 07 09 11 13 | Pole Vault             |
|     | Dmitriy Karpov        | KAZ     | 03 05 07 09 11 13 | Decathlon              |
|     | Grzegorz Sudot        | POL     | 03 05 07 09 11 13 | 50Km Walk              |
|     | Leevan Sands          | BAH     | 03 05 07 09 11 15 | Long Jump/Triple Jump  |
|     | Erik Tysse            | NOR     | 03 05 07 09 13 15 | 20Km/50Km Walk         |
|     | Reese Hoffa           | USA     | 03 07 09 11 13 15 | Shot Put               |
|     | Takayuki Tanii        | JPN     | 05 07 09 11 13 15 | 20Km/50Km Walk         |
|     | Horacio Nava          | MEX     | 05 07 09 11 13 15 | 20Km/50Km Walk         |
|     | Matej Tóth            | SVK     | 05 07 09 11 13 15 | 20Km/50Km Walk         |
|     | Krisztián Pars        | HUN     | 05 07 09 11 13 15 | Hammer Throw           |
|     | Usain Bolt            | JAM     | 05 07 09 11 13 15 | 100m/200m/4x100mR      |
|     | LJ van Zyl            | RSA     | 05 07 09 11 13 15 | 400mH/4x100mR/4x400mR  |
|     | Khotso Mokoena        | RSA     | 05 07 09 11 13 15 | Long Jump/Triple Jump  |
|     | Jared Tallent         | AUS     | 05 07 09 11 13 15 | 20Km/50Km Walk         |
|     | Tero Pitkämäki        | FIN     | 05 07 09 11 13 15 | Javelin Throw          |
|     | Dilshod Nazarov       | TJK     | 05 07 09 11 13 15 | Hammer Throw           |
|     | Tomasz Majewski       | POL     | 05 07 09 11 13 15 | Shot Put               |
|     | Rennie Quow           | TTO     | 05 07 09 11 13 15 | 400m/4x400mR           |
|     | LaShawn Merritt       | USA     | 05 07 09 11 13 15 | 400m/4x400mR           |
|     | Kerron Clement        | USA     | 05 07 09 11 13 15 | 400mH/4x400mR          |
|     | Luis López            | COL     | 05 07 09 11 13 15 | 20Km/50Km Walk         |
|     | Hamza Alić            | BIH     | 05 07 09 11 13 15 | Shot Put               |
|     | Marco De Luca         | ITA     | 05 07 09 11 13 15 | 50Km Walk              |
|     | Yuzo Kanemaru         | JPN     | 05 07 09 11 13 15 | 400m/4x400mR           |
|     | Martyn Rooney         | GBR     | 05 07 09 11 13 15 | 400m/4x400mR           |
| 5   | Pavol Blažek          | TCH/SVK | 83 87 91 93 95    | 20Km/50Km Walk         |
|     | Mike Conley           | USA     | 83 87 91 93 95    | Long Jump/Triple Jump  |
|     | Vésteinn Hafsteinsson | ISL     | 83 87 91 93 95    | Discus Throw           |
|     | Sven Nylander         | SWE     | 83 87 91 93 95    | 400mH/4x400mR          |
|     | Ricardo Vera          | URU     | 83 87 91 93 95    | 5000m/3000mSC          |
|     | Ronald Weigel         | GER     | 83 87 91 93 95    | 20Km/50Km Walk         |
|     | Roman Mrázek          | TCH/SVK | 83 87 91 95 97    | 20Km/50Km Walk         |
|     | Stefano Tilli         | ITA     | 83 87 91 97 99    | 100m/200m/4x100mR      |
|     | Dominique Chauvelier  | FRA     | 83 91 93 95 97    | Marathon               |
|     | Trevor Davis          | AIA     | 83 91 93 95 97    | 100m/200m              |
|     | Domingos Castro       | POR     | 87 91 93 95 97    | 5000m/10,000m          |
|     | Pedro Chiamulera      | BRA     | 87 91 93 95 97    | 110mH/400mH            |
|     | Juan de la Garza      | MEX     | 87 91 93 95 97    | Javelin Throw          |
|     | Robert Emmiyan        | URS/ARM | 87 91 93 95 97    | Long Jump              |
|     | Serge Hélan           | FRA     | 87 91 93 95 97    | Triple Jump            |
|     | Hsu Gi-Sheng          | TPE     | 87 91 93 95 97    | Marathon               |
|     | Gavin Lovegrove       | NZL     | 87 91 93 95 97    | Javelin Throw          |
|     | Héctor Moreno         | COL     | 87 91 93 95 97    | 20Km/50Km Walk         |
|     | Axel Noack            | GER     | 87 91 93 95 97    | 20Km/50Km Walk         |
|     | Arturo Ortíz          | ESP     | 87 91 93 95 97    | High Jump              |
|     | Seppo Rätty           | FIN     | 87 91 93 95 97    | Javelin Throw          |
|     | Mike Smith            | CAN     | 87 91 93 95 97    | Decathlon              |
|     | Emmanuel Tuffuor      | GHA     | 87 91 93 95 97    | 100m/200m/4x100mR      |
|     | Carlos Mercenario     | MEX     | 87 91 93 95 99    | 20Km/50Km Walk         |
|     | Colin Jackson         | GBR     | 87 91 93 97 99    | 110mH/4x100mR          |

| NAME                    | COUNTRY     | YEARS CONTESTED | EVENT (S)                   |
|-------------------------|-------------|-----------------|-----------------------------|
| (5) Dieter Baumann      | GER         | 87 91 95 97 03  | 1500m/5000m/10,000m         |
| Andrey Fedoriv          | URS/RUS     | 87 93 95 97 99  | 100m/200m/4x100mR           |
| Vaclavas Kidykas        | URS/LTU     | 87 93 95 97 99  | Discus Throw                |
| Andrey Abduvaliyev      | URS/TJK/UZB | 91 93 95 97 99  | Hammer Throw                |
| Nick A'Hern             | AUS         | 91 93 95 97 99  | 20Km Walk                   |
| Fita Bayissa            | ETH         | 91 93 95 97 99  | 5000m/10,000m               |
| Patrik Bodén            | SWE         | 91 93 95 97 99  | Javelin Throw               |
| Fermín Cacho            | ESP         | 91 93 95 97 99  | 1500m                       |
| Mickaël Conjungo        | CAF         | 91 93 95 97 99  | Discus Throw                |
| Rob Denmark             | GBR         | 91 93 95 97 99  | 5000m                       |
| Ousmane Diarra          | MLI         | 91 93 95 97 99  | 100m/200m                   |
| Gyula Dudás             | HUN         | 91 93 95 97 99  | 20Km/50Km Walk              |
| Giuseppe D'Urso         | ITA         | 91 93 95 97 99  | 1500m/800m                  |
| Tim Forsyth             | AUS         | 91 93 95 97 99  | High Jump                   |
| Javier García           | ESP         | 91 93 95 97 99  | Pole Vault                  |
| Costel Grasu            | ROU         | 91 93 95 97 99  | Discus Throw                |
| Robert Ihly             | GER         | 91 93 95 97 99  | 20Km/50Km Walk              |
| Ibrahim Ismail          | QAT         | 91 93 95 97 99  | 400m/4x400mR                |
| Koji Ito                | JPN         | 91 93 95 97 99  | 100m/200m/4x100mR/4x400mR   |
| Michael Johnson         | USA         | 91 93 95 97 99  | 200m/400m/4x400mR           |
| Shunji Karube           | JPN         | 91 93 95 97 99  | 400mH/4x400mR               |
| Bob Kennedy             | USA         | 91 93 95 97 99  | 5000m                       |
| Igor Kollár             | TCH/SVK     | 91 93 95 97 99  | 20Km Walk                   |
| Valentin Kononen        | FIN         | 91 93 95 97 99  | 50Km Walk                   |
| Kostas Koukodimos       | GRE         | 91 93 95 97 99  | Long Jump                   |
| Igor Kovác              | TCH/SVK     | 91 93 95 97 99  | 110mH                       |
| Samuel Matete           | ZAM         | 91 93 95 97 99  | 400mH                       |
| Nouredine Morceli       | ALG         | 91 93 95 97 99  | 1500m                       |
| Giovanni Perricelli     | ITA         | 91 93 95 97 99  | 50Km Walk                   |
| Dan Philibert           | FRA         | 91 93 95 97 99  | 110mH                       |
| Raphaël Piolanti        | FRA         | 91 93 95 97 99  | Hammer Throw                |
| Jérôme Romain           | DMA/FRA     | 91 93 95 97 99  | 100m/Long Jump/Triple Jump  |
| Vladimir Sasimovich     | URS/BLR     | 91 93 95 97 99  | Javelin Throw               |
| Steve Smith             | GBR         | 91 93 95 97 99  | High Jump                   |
| Patrick Stevens         | BEL         | 91 93 95 97 99  | 100m/200m                   |
| Maksim Tarasov          | URS/RUS     | 91 93 95 97 99  | Pole Vault                  |
| Martin Voss             | DEN         | 91 93 95 97 99  | Pole Vault                  |
| Eduard Hämäläinen       | URS/BLR/FIN | 91 93 95 97 01  | Decathlon                   |
| Tony Jarrett            | GBR         | 91 93 95 97 01  | 110mH/4x100mR               |
| Tom Pukstys             | USA         | 91 93 95 97 01  | Javelin Throw               |
| Mattias Sunneborn       | SWE         | 91 93 95 97 01  | Long Jump                   |
| Germán Sánchez          | MEX         | 91 93 95 97 03  | 50Km Walk                   |
| Valentí Massana         | ESP         | 91 93 95 99 01  | 20Km/50Km Walk              |
| Eronilde de Araújo      | BRA         | 91 93 95 99 01  | 400mH/4x400mR               |
| Khalid Skah             | MAR         | 91 93 95 99 03  | 5000m/10,000m/Marathon      |
| Mathias Ntawulikura     | RWA         | 91 93 95 01 03  | 5000m/10,000m/Marathon      |
| Antonio Pettigrew       | USA         | 91 93 97 99 01  | 400m/4x400mR                |
| Vasiliy Sokov           | URS/RUS/UZB | 91 93 97 99 01  | Long Jump/Triple Jump       |
| Peter Blank             | GER         | 91 93 99 01 03  | Javelin Throw               |
| Vadim Bavikin           | ISR         | 91 93 01 03 05  | Javelin Throw               |
| Charles Austin          | USA         | 91 95 97 99 01  | High Jump                   |
| Mark Richardson         | GBR         | 91 95 97 99 01  | 400m/4x400mR                |
| Anninos Marcoullides    | CYP         | 91 95 97 99 03  | 100m/200m                   |
| Kareem Streete-Thompson | CAY/USA     | 91 95 99 01 03  | 100m/Long Jump              |
| João N'Tyamba           | ANG         | 91 97 99 01 03  | 800m/1500m/10,000m/Marathon |
| Sergey Arzamasov        | KAZ         | 93 95 97 99 01  | Triple Jump                 |
| Sunday Bada             | NGR         | 93 95 97 99 01  | 400m/4x400mR                |
| Paolo Dal Soglio        | ITA         | 93 95 97 99 01  | Shot Put                    |
| Vladimir Dubrovshchik   | BLR         | 93 95 97 99 01  | Discus Throw                |
| Iván García             | CUB         | 93 95 97 99 01  | 200m/4x100mR/4x400mR        |
| Glenroy Gilbert         | CAN         | 93 95 97 99 01  | 100m/200m/4x100mR           |
| Greg Haughton           | JAM         | 93 95 97 99 01  | 400m/4x400mR                |
| El Arbi Khattabi        | MAR         | 93 95 97 99 01  | 3000mSC                     |
| Terry McHugh            | IRL         | 93 95 97 99 01  | Javelin Throw               |
| Alex Porkhomovskiy      | RUS/ISR     | 93 95 97 99 01  | 100m/4x100mR                |
| Vasiliy Sidorenko       | RUS         | 93 95 97 99 01  | Hammer Throw                |
| Jim Svenøy              | NOR         | 93 95 97 99 01  | 3000mSC                     |
| Isaac Viciosa           | ESP         | 93 95 97 99 01  | 1500m/5000m                 |
| Valeriy Borisov         | KAZ         | 93 95 97 99 03  | 20Km Walk                   |



| NAME                   | COUNTRY | YEARS CONTESTED | EVENT (S)                 |
|------------------------|---------|-----------------|---------------------------|
| (5) Okkert Brits       | RSA     | 93 95 97 99 03  | Pole Vault                |
| Chris Donaldson        | NZL     | 93 95 97 99 03  | 100m/200m/4x100mR         |
| Karsten Kobs           | GER     | 93 95 97 99 03  | Hammer Throw              |
| Viktor Ginko           | BLR     | 93 95 97 99 05  | 50Km Walk                 |
| Zoltán Czukor          | HUN     | 93 95 97 99 07  | 50Km Walk                 |
| Daniel García          | MEX     | 93 95 97 99 07  | 20Km Walk                 |
| Ato Boldon             | TTO     | 93 95 97 01 03  | 100m/200m/4x100mR         |
| Aleksandr Glavatskiy   | BLR     | 93 95 97 01 03  | Long Jump/Triple Jump     |
| Marc Blume             | GER     | 93 95 99 03 05  | 100m/200m/4x100mR         |
| Bernardo Segura        | MEX     | 93 95 99 03 05  | 20Km Walk                 |
| Vladimir Andreyev      | RUS     | 93 97 99 01 03  | 20Km Walk                 |
| Tomasz Lipiec          | POL     | 93 97 99 01 03  | 50Km Walk                 |
| Toshinari Takaoka      | JPN     | 93 97 99 01 05  | 5000m/10,000m/Marathon    |
| Oumar Loum             | SEN     | 93 97 01 03 05  | 100m/200m                 |
| Keita Cline            | IVB     | 95 97 99 01 03  | 200m/Long Jump            |
| Hicham El Guerrouj     | MAR     | 95 97 99 01 03  | 1500m/5000m               |
| Emeterio González      | CUB     | 95 97 99 01 03  | Javelin Throw             |
| Arthémon Hatungimana   | BDI     | 95 97 99 01 03  | 800m                      |
| Lev Lobodin            | UKR/RUS | 95 97 99 01 03  | Decathlon                 |
| Jón Arnar Magnússon    | ISL     | 95 97 99 01 03  | Decathlon                 |
| Erki Nool              | EST     | 95 97 99 01 03  | Decathlon                 |
| Édson Ribeiro          | BRA     | 95 97 99 01 03  | 100m/4x100mR              |
| Piotr Rysiukiewicz     | POL     | 95 97 99 01 05  | 400m/4x400mR              |
| Deji Aliu              | NGR     | 95 97 99 03 05  | 100m/200m/4x100mR         |
| Stefano Baldini        | ITA     | 95 97 01 03 05  | 10,000m/Marathon          |
| Eric N'Dri Pacome      | CIV     | 95 97 01 03 05  | 100m/200m/4x100mR         |
| Hadi Al-Somaily        | KSA     | 95 99 01 03 05  | 400mH/4x400mR             |
| Dmitri Markov          | BLR/AUS | 95 99 01 03 05  | Pole Vault                |
| Michael Möllenbeck     | GER     | 95 99 01 03 05  | Discus Throw              |
| Roman Kejžar           | SLO     | 95 99 01 03 09  | Marathon                  |
| Yuriy Belonog          | UKR     | 97 99 01 03 05  | Shot Put/Discus Throw     |
| Mark Boswell           | CAN     | 97 99 01 03 05  | High Jump                 |
| André Bucher           | SUI     | 97 99 01 03 05  | 800m                      |
| David Canal            | ESP     | 97 99 01 03 05  | 400m/4x400mR              |
| Peter Coghlan          | IRL     | 97 99 01 03 05  | 110mH                     |
| Aigars Fadejevs        | LAT     | 97 99 01 03 05  | 20Km/50Km Walk            |
| Hristos Melétoglou     | GRE     | 97 99 01 03 05  | Triple Jump               |
| Jirí Mužík             | CZE     | 97 99 01 03 05  | 400mH/4x400mR             |
| Jason Tunks            | CAN     | 97 99 01 03 05  | Discus Throw              |
| Simon Vroemen          | NED     | 97 99 01 03 05  | 3000mSC                   |
| Milan Haborák          | SVK     | 97 99 01 03 07  | Shot Put                  |
| Juan Pedro Toledo      | MEX     | 97 99 01 05 07  | 100m/200m/4x100mR/4x400mR |
| Ali Mabrouk El-Zaidi   | LBA     | 97 99 01 07 11  | 5000m/10,000m/Marathon    |
| Vicente de Lima        | BRA     | 97 99 03 07 09  | 100m/4x100mR              |
| Julio Rey              | ESP     | 97 01 03 05 07  | 10,000m/Marathon          |
| Maurice Wignall        | JAM     | 97 01 05 07 09  | 110mH/Long Jump           |
| Dudley Dorival         | HAI     | 99 01 03 05 07  | 110mH                     |
| Alleyne Francique      | GRN     | 99 01 03 05 07  | 400m                      |
| Yoel Hernández         | CUB     | 99 01 03 05 07  | 110mH/4x100mR             |
| Stefan Holm            | SWE     | 99 01 03 05 07  | High Jump                 |
| California Molefe      | BOT     | 99 01 03 05 07  | 400m/4x400mR              |
| Joachim B. Olsen       | DEN     | 99 01 03 05 07  | Shot Put                  |
| Matt Shirvington       | AUS     | 99 01 03 05 07  | 100m/200m/4x100mR         |
| Chris Williams         | JAM     | 99 01 03 05 07  | 200m/4x100mR/4x400mR      |
| Attila Zsivóczky       | HUN     | 99 01 03 05 07  | Decathlon                 |
| Stéphane Buckland      | MRI     | 99 01 03 05 09  | 100m/200m/4x100mR         |
| Hussein Taher Al-Sabee | KSA     | 99 01 03 07 09  | Long Jump                 |
| Eliseo Martín          | ESP     | 99 01 03 07 09  | 3000mSC                   |
| Luis Felipe Méliz      | CUB/ESP | 99 01 03 09 11  | Long Jump                 |
| Tim Seaman             | USA     | 99 01 05 07 13  | 20Km Walk                 |
| Angelo Taylor          | USA     | 99 01 07 09 11  | 400m/400mH/4x400mR        |
| András Haklits         | CRO     | 99 05 07 09 11  | Hammer Throw              |
| Chris Harmse           | RSA     | 99 05 07 09 13  | Hammer Throw              |
| Ercüment Olgundeniz    | TUR     | 99 07 09 11 13  | Discus Throw              |
| Idrissa Sanou          | BUR     | 01 03 05 07 09  | 100m                      |
| Joseph Randriamahaja   | MAD     | 01 03 05 07 09  | 110mH                     |
| Terrence Trammell      | USA     | 01 03 05 07 09  | 110mH/4x100mR             |
| Mbulaeni Mulaudzi      | RSA     | 01 03 05 07 09  | 800m                      |
| Yoshitaka Iwamizu      | JPN     | 01 03 05 07 09  | 3000mSC                   |

| NAME                        | COUNTRY | YEARS CONTESTED | EVENT (S)              |
|-----------------------------|---------|-----------------|------------------------|
| (5) Yaroslav Rybakov        | RUS     | 01 03 05 07 09  | High Jump              |
| André Höhne                 | GER     | 01 03 05 07 09  | 20Km/50Km Walk         |
| David Ilariani              | GEO     | 01 03 05 07 09  | 110mH                  |
| Johan Wissman               | SWE     | 01 03 05 07 09  | 200m/400m/4x400mR      |
| Gary Reed                   | CAN     | 01 03 05 07 09  | 800m/4x400mR           |
| Christian Malcolm           | GBR     | 01 03 05 07 11  | 100m/200m/4x100mR      |
| Antonio Manuel Reina        | ESP     | 01 03 05 07 11  | 800m/4x400mR           |
| Liu Xiang                   | CHN     | 01 03 05 07 11  | 110mH                  |
| Giuseppe Gibilisco          | ITA     | 01 03 05 09 13  | Pole Vault             |
| Bram Som                    | NED     | 01 03 07 09 11  | 800m                   |
| Prince Mumba                | ZAM     | 01 05 09 11 13  | 800m                   |
| Bernard Lagat               | KEN/USA | 01 07 09 11 13  | 1500m/5000m            |
| Dylan Armstrong             | CAN     | 01 07 09 11 13  | Hammer Throw/Shot Put  |
| Juan Carlos Higüero         | ESP     | 03 05 07 09 11  | 1500m                  |
| Yuriy Borzakovskiy          | RUS     | 03 05 07 09 11  | 800m                   |
| Zersenay Tadese             | ERI     | 03 05 07 09 11  | 5000m/10,000m          |
| Tarek Boukensa              | ALG     | 03 05 07 09 11  | 1500m                  |
| Gebre-Egziabher Gebremariam | ETH     | 03 05 07 09 11  | 5000m/10,000m/Marathon |
| Kenenisa Bekele             | ETH     | 03 05 07 09 11  | 5000m/10,000m          |
| Eliud Kipchoge              | KEN     | 03 05 07 09 11  | 5000m                  |
| Amine Laâlou                | MAR     | 03 05 07 09 11  | 1500m/800m             |
| Yoandri Betanzos            | CUB     | 03 05 07 09 11  | Triple Jump            |
| David Girat                 | CUB     | 03 05 07 09 11  | Triple Jump            |
| Simone Collio               | ITA     | 03 05 07 09 11  | 100m/4x100mR           |
| Shi Dongpeng                | CHN     | 03 05 07 09 11  | 110mH                  |
| Chris Tomlinson             | GBR     | 03 05 07 09 11  | Long Jump              |
| Luke Adams                  | AUS     | 03 05 07 09 11  | 20Km/50Km Walk         |
| Yahya Berrabah              | MAR     | 03 05 07 09 11  | Long Jump              |
| Manuel Olmedo               | ESP     | 03 05 07 09 11  | 1500m/800m             |
| Mustafa Mohamed             | SWE     | 03 05 07 09 13  | 3000mSC/Marathon       |
| Gregory Sedoc               | NED     | 03 05 07 09 13  | 110mH/4x100mR          |
| Arismendy Peguero           | DOM     | 03 05 07 09 13  | 400m/4x400mR           |
| Salim Sdiri                 | FRA     | 03 05 09 11 13  | Long Jump              |
| Jaysuma Saidy Ndure         | GAM/NOR | 03 05 09 11 13  | 100m/200m              |
| Ignisious Gaisah            | GHA/NED | 03 05 11 13 15  | Long Jump              |
| Fabrizio Donato             | ITA     | 03 07 09 11 13  | Triple Jump            |
| Primož Kozmus               | SLO     | 03 07 09 11 13  | Hammer Throw           |
| Markus Esser                | GER     | 05 07 09 11 13  | Hammer Throw           |
| Vadims Vasiļevskis          | LAT     | 05 07 09 11 13  | Javelin Throw          |
| Marcin Marciniszyn          | POL     | 05 07 09 11 13  | 400m/4x400mR           |
| Koichiro Morioka            | JPN     | 05 07 09 11 13  | 20Km/50Km Walk         |
| Yukifumi Murakami           | JPN     | 05 07 09 11 13  | Javelin Throw          |
| Yared Asmeron               | ERI     | 05 07 09 11 13  | Marathon               |
| Yohann Diniz                | FRA     | 05 07 09 11 13  | 50Km Walk              |
| Guillermo Martínez          | CUB     | 05 07 09 11 13  | Javelin Throw          |
| Jesús España                | ESP     | 05 07 09 11 15  | 5000m                  |
| Esref Apak                  | TUR     | 05 07 09 11 15  | Hammer Throw           |
| Brimin Kipruto              | KEN     | 05 07 09 11 15  | 3000mSC                |
| Eder Sánchez                | MEX     | 05 07 09 11 15  | 20Km Walk              |
| Kurt Couto                  | MOZ     | 05 07 09 11 15  | 400mH                  |
| Nelson Évora                | POR     | 05 07 09 11 15  | Triple Jump            |
| AG Kruger                   | USA     | 05 07 09 13 15  | Hammer Throw           |
| Yuriy Krymarenko            | UKR     | 05 07 09 13 15  | High Jump              |
| Nick Willis                 | NZL     | 05 07 11 13 15  | 1500m                  |
| Vikas Gowda                 | IND     | 05 07 11 13 15  | Discus Throw           |
| Hamid Ezzine                | MAR     | 05 07 11 13 15  | 3000mSC                |
| Jesse Williams              | USA     | 05 07 11 13 15  | High Jump              |
| Nery Brenes                 | CRC     | 05 07 11 13 15  | 400m                   |
| Konstadínos Filippídis      | GRE     | 05 09 11 13 15  | Pole Vault             |
| Daniel Bailey               | ANT     | 05 09 11 13 15  | 100m/4x100mR           |
| Rolando Palacios            | HON     | 05 09 11 13 15  | 100m/200m              |
| Mohamed Farah               | GBR     | 07 09 11 13 15  | 5000m/10,000m          |
| Michael Rimmer              | GBR     | 07 09 11 13 15  | 800m                   |
| Germán Lauro                | ARG     | 07 09 11 13 15  | Shot Put/Discus Throw  |
| Jarkko Kinnunen             | FIN     | 07 09 11 13 15  | 50Km Walk              |
| Mekonnen Gebremedhine       | ETH     | 07 09 11 13 15  | 1500m                  |
| Steve Lewis                 | GBR     | 07 09 11 13 15  | Pole Vault             |
| Galen Rupp                  | USA     | 07 09 11 13 15  | 5000m/10,000m          |
| Giorgio Rubino              | ITA     | 07 09 11 13 15  | 20Km Walk              |

|     | NAME              | COUNTRY | YEARS CONTESTED | EVENT (S)      |
|-----|-------------------|---------|-----------------|----------------|
| (5) | Andrés Chocho     | ECU     | 07 09 11 13 15  | 20Km/50Km Walk |
|     | Stuart Farquhar   | NZL     | 07 09 11 13 15  | Javelin Throw  |
|     | Piotr Malachowski | POL     | 07 09 11 13 15  | Discus Throw   |
|     | Kim Hyun-Sup      | KOR     | 07 09 11 13 15  | 20Km Walk      |
|     | Abdalaati Iguider | MAR     | 07 09 11 13 15  | 1500m          |
|     | Leford Green      | JAM     | 07 09 11 13 15  | 400mH/4x400mR  |
|     | Rafal Augustyn    | POL     | 07 09 11 13 15  | 20Km/50Km Walk |
|     | Keston Bledman    | TTO     | 07 09 11 13 15  | 100m/4x100mR   |
|     | Kabelo Kgosiemang | BOT     | 07 09 11 13 15  | High Jump      |
|     | Greg Rutherford   | GBR     | 07 09 11 13 15  | Long Jump      |
|     | Benjamin Kiplagat | UGA     | 07 09 11 13 15  | 3000mSC        |
|     | Javier Culson     | PUR     | 07 09 11 13 15  | 400mH          |
|     | Leonel Manzano    | USA     | 07 09 11 13 15  | 1500m          |
|     | Donald Thomas     | BAH     | 07 09 11 13 15  | High Jump      |
|     | Asbel Kiprop      | KEN     | 07 09 11 13 15  | 1500m/800m     |

**WOMEN**

|    |                          |         |                                  |                                   |
|----|--------------------------|---------|----------------------------------|-----------------------------------|
| 11 | Susana Feitór            | POR     | 91 93 95 97 99 01 03 05 07 09 11 | 10,000m/10Km/20Km Walk            |
| 10 | Franka Dietzsch          | GER     | 91 93 95 97 99 01 03 05 07 09    | Discus Throw                      |
|    | Nicoleta Grasu           | ROU     | 93 95 97 99 01 05 07 09 11 13    | Discus Throw                      |
| 9  | Laverne Eve              | BAH     | 87 91 95 97 99 01 03 05 07       | Javelin Throw                     |
|    | Jackie Edwards           | BAH     | 91 93 95 97 99 01 03 05 07       | Long Jump/Triple Jump             |
|    | Maria Mutola             | MOZ     | 91 93 95 97 99 01 03 05 07       | 800m                              |
|    | Elisângela Adriano       | BRA     | 91 93 97 01 03 05 07 09 11       | Shot Put/Discus Throw             |
|    | Venelina Veneva-Mateeva  | BUL     | 91 95 99 01 03 05 09 11 15       | High Jump                         |
|    | Debbie Ferguson-McKenzie | BAH     | 95 97 99 01 03 07 09 11 13       | 100m/200m/4x100mR                 |
| 8  | Merlene Ottey            | JAM/SLO | 83 87 91 93 95 97 03 07          | 100m/200m/4x100mR                 |
|    | Yelena Nikolayeva        | URS/RUS | 87 93 95 97 99 01 03 05          | 10,000m/10Km/20Km Walk            |
|    | Fiona May                | GBR/ITA | 91 93 95 97 99 01 03 05          | Long Jump                         |
|    | Beverly McDonald         | JAM     | 91 93 95 97 99 01 03 05          | 100m/200m/4x100mR                 |
|    | Irina Yatchenko          | URS/BLR | 91 95 97 99 01 03 07 09          | Discus Throw                      |
|    | Eunice Barber            | SLE/FRA | 93 95 97 99 01 03 05 07          | 100mH/Long Jump/Heptathlon        |
|    | Steffi Nerius            | GER     | 93 95 99 01 03 05 07 09          | Javelin Throw                     |
|    | Amy Acuff                | USA     | 95 97 99 01 03 05 07 09          | High Jump                         |
|    | Chandra Sturupp          | BAH     | 95 97 99 01 03 05 07 09          | 100m/200m/4x100mR                 |
|    | María Vasco              | ESP     | 95 99 01 03 05 07 09 11          | 10Km/20Km Walk                    |
|    | Nadine Kleinert/Schmitt  | GER     | 97 99 01 03 05 07 09 11          | Shot Put                          |
|    | Zhang Wenxiu             | CHN     | 01 03 05 07 09 11 13 15          | Hammer Throw                      |
| 7  | Pauline Davis-Thompson   | BAH     | 83 87 91 93 95 97 99             | 100m/200m/400m/4x100mR            |
|    | Svetla Sinirtas          | BUL/TUR | 83 87 91 93 95 97 99             | Shot Put/Discus Throw             |
|    | Heike Daute/Drechsler    | GER     | 83 87 91 93 95 97 01             | 100m/Long Jump/Heptathlon/4x100mR |
|    | Fernanda Ribeiro         | POR     | 87 91 93 95 97 99 03             | 3000m/5000m/10,000m               |
|    | Liliana Allen            | CUB/MEX | 87 91 93 95 99 01 03             | 100m/200m/4x100mR/4x400mR         |
|    | Gail Devers              | USA     | 91 93 95 97 99 01 03             | 100m/100mH/4x100mR                |
|    | Teresa Machado           | POR     | 91 93 95 97 99 01 03             | Discus Throw                      |
|    | Jearl Miles Clark        | USA     | 91 93 95 97 99 01 03             | 400m/800m/4x400mR                 |
|    | Ellina Zvereva           | URS/BLR | 91 93 95 97 99 01 09             | Discus Throw                      |
|    | Svetlana Krivelyova      | URS/RUS | 91 93 97 99 01 03 05             | Shot Put                          |
|    | Letitia Vriesde          | SUR     | 91 95 97 99 01 03 05             | 1500m/800m                        |
|    | Berhane Adere            | ETH     | 93 95 97 99 01 03 05             | 5000m/10,000m                     |
|    | Zhanna Pintusevich-Block | UKR     | 93 95 97 99 01 03 05             | 100m/200m                         |
|    | Natalya Alimzhanova      | KAZ     | 93 95 97 99 01 03 05             | 400mH/4x400mR                     |
|    | Felicia Moldovan         | ROU     | 93 95 97 99 01 05 07             | Javelin Throw                     |
|    | Kjersti Plätzer          | NOR     | 93 95 99 01 03 07 09             | 10Km/20Km Walk                    |
|    | Kajsa Bergqvist          | SWE     | 95 97 99 01 03 05 07             | High Jump                         |
|    | Mikaela Ingberg          | FIN     | 95 97 99 01 03 05 09             | Javelin Throw                     |
|    | Natalya Sadova           | RUS     | 95 97 99 01 03 05 09             | Discus Throw                      |
|    | Felipa Palacios          | COL     | 95 97 99 01 05 07 09             | 100m/200m/4x100mR                 |
|    | Yelena Antonova          | UKR     | 97 99 01 03 05 07 09             | Discus Throw                      |
|    | Geovana Irusta           | BOL     | 97 99 01 03 05 07 09             | 10Km/10,000m/20Km Walk            |
|    | Svetlana Tolstaya        | KAZ     | 97 99 01 03 05 07 09             | 10Km/10,000m/20Km Walk            |
|    | Amy Mbacké Thiam         | SEN     | 99 01 03 05 07 09 13             | 400m/4x400mR                      |
|    | Yipsi Moreno             | CUB     | 99 01 03 05 07 11 13             | Hammer Throw                      |
|    | Claudia Ștef             | ROU     | 99 03 05 07 09 11 15             | 20Km Walk                         |
|    | Blanka Vlašić            | CRO     | 01 03 05 07 09 11 15             | High Jump                         |
|    | Inês Henriques           | POR     | 01 05 07 09 11 13 15             | 20Km Walk                         |
|    | Anna Chicherova          | RUS     | 03 05 07 09 11 13 15             | High Jump                         |
|    | Allyson Felix            | USA     | 03 05 07 09 11 13 15             | 200m/400m/4x100mR/4x400mR         |
|    | Elisa Rigaud             | ITA     | 03 05 07 09 11 13 15             | 20Km Walk                         |

| NAME                        | COUNTRY     | YEARS CONTESTED      | EVENT (S)                    |
|-----------------------------|-------------|----------------------|------------------------------|
| (7) Betty Heidler           | GER         | 03 05 07 09 11 13 15 | Hammer Throw                 |
| Ruth Beitia                 | ESP         | 03 05 07 09 11 13 15 | High Jump/4x100mR            |
| 6 Jackie Joyner-Kersey      | USA         | 83 87 91 93 95 97    | Long Jump/Heptathlon         |
| Sabine Braun                | GER         | 87 91 93 95 97 99    | Long Jump/Heptathlon         |
| Aliuska López               | CUB         | 87 91 93 95 97 99    | 100mH/4x100mR                |
| Connie Price-Smith          | USA         | 87 91 93 95 97 99    | Shot Put/Discus Throw        |
| Mayte Zúñiga                | ESP         | 87 91 93 95 97 99    | 1500m/800m                   |
| Kerry Junna-Saxby           | AUS         | 87 91 93 95 99 01    | 10Km/20Km Walk               |
| Mary Onyali                 | NGR         | 87 91 93 95 01 03    | 100m/200m/4x100mR/4x400mR    |
| Graciela Mendoza            | MEX         | 87 91 95 97 99 05    | 10Km/10,000m/20Km Walk       |
| Sandie Richards             | JAM         | 87 93 95 97 01 03    | 400m/4x400mR                 |
| Nezha Bidouane              | MAR         | 91 93 95 97 99 01    | 400mH                        |
| Deon Hemmings               | JAM         | 91 93 95 97 99 01    | 400mH/4x400mR                |
| Leah Pells                  | CAN         | 91 93 95 97 99 01    | 1500m/3000m                  |
| Annarita Sidoti             | ITA         | 91 93 95 97 99 01    | 10Km/10,000m/20Km Walk       |
| Krystyna Zabawska           | POL         | 91 93 97 99 01 03    | Shot Put                     |
| Inga Babakova               | URS/UKR     | 91 95 97 99 01 03    | High Jump                    |
| Derartu Tulu                | ETH         | 91 95 97 01 03 05    | 3000m/10,000m/Marathon       |
| Lyudmila Galkina            | RUS         | 93 95 97 99 01 03    | Long Jump                    |
| Patricia Girard             | FRA         | 93 95 97 99 01 03    | 100mH/4x100mR                |
| Valentina Gotovska          | LAT         | 93 95 97 99 01 03    | High Jump/Long Jump          |
| Kelly Holmes                | GBR         | 93 95 97 99 01 03    | 1500m/800m                   |
| Astrid Kumbernuss           | GER         | 93 95 97 99 01 03    | Shot Put                     |
| Elisabetta Perrone          | ITA         | 93 95 97 99 01 03    | 10Km/10,000m/20Km Walk       |
| Carla Sacramento            | POR         | 93 95 97 99 01 03    | 1500m/800m                   |
| Kaltouma Nadjina            | CHA         | 93 95 97 99 01 05    | 200m/400m                    |
| Debbie-Ann Parris-Thymes    | JAM         | 93 95 97 99 01 05    | 400mH/4x400mR                |
| Paula Radcliffe             | GBR         | 93 95 97 99 01 05    | 3000m/5000m/10,000m/Marathon |
| Nikola Brejchová            | CZE         | 93 95 97 99 01 07    | Javelin Throw                |
| Šárka Kašpárková            | CZE         | 93 95 97 99 03 05    | Triple Jump                  |
| Miréla Manjani/Tzelili      | ALB/GRE     | 95 97 99 01 03 05    | Javelin Throw                |
| Tünde Vaszi                 | HUN         | 95 97 99 01 03 05    | Long Jump                    |
| Susanthika Jayasinghe       | SRI         | 95 97 99 01 03 07    | 100m/200m/4x100mR            |
| Taina Kolkkala              | FIN         | 95 97 99 01 03 07    | Javelin Throw                |
| Natalya Safronnikova        | BLR         | 95 97 99 01 03 07    | 100m/200m/4x100mR/4x400mR    |
| Lidia Šimon                 | ROU         | 95 97 99 01 07 09    | Marathon                     |
| Beatrice Faumuina           | NZL         | 95 97 99 03 05 07    | Discus Throw                 |
| Tatyana Tereshchuk-Antipova | UKR         | 95 97 99 03 05 07    | 400mH                        |
| Yumileidi Cumbá             | CUB         | 95 99 01 03 05 07    | Shot Put                     |
| Sonata Milušauskaitė        | LTU         | 95 99 01 03 05 07    | 10Km/20Km Walk               |
| Marta Domínguez             | ESP         | 95 99 01 03 05 09    | 1500m/5000m/3000mSC          |
| Sonia Bisset                | CUB         | 97 99 01 03 05 07    | Javelin Throw                |
| Andrea Blackett             | BAR         | 97 99 01 03 05 07    | 400mH/4x400mR                |
| Endurance Ojokolo           | NGR         | 97 99 01 03 05 07    | 100m/4x100mR                 |
| Jane Saville                | AUS         | 97 99 01 03 05 07    | 10Km/10,000m/20Km Walk       |
| Osleidys Menéndez           | CUB         | 97 99 01 03 05 09    | Javelin Throw                |
| Irina Lishchynska           | UKR         | 97 99 01 03 07 09    | 1500m/800m                   |
| Anna Söderberg              | SWE         | 97 99 03 05 07 09    | Discus Throw                 |
| Yamilé Aldama               | CUB/SUD/GBR | 97 99 05 07 09 11    | Triple Jump                  |
| Cydonie Mothersill          | CAY         | 97 01 03 05 07 09    | 100m/200m                    |
| Nuta Olaru                  | ROU         | 97 01 03 05 07 09    | Marathon                     |
| Aleen Bailey                | JAM         | 99 01 03 05 07 09    | 100m/200m/4x100mR            |
| Tatyana Lebedeva            | RUS         | 99 01 03 05 07 09    | Long Jump/Triple Jump        |
| Manuela Montebrun           | FRA         | 99 01 03 05 07 09    | Hammer Throw                 |
| Nadezhda Ostapchuk          | BLR         | 99 01 03 05 07 11    | Shot Put                     |
| Melanie Seeger              | GER         | 99 01 03 05 07 11    | 20Km Walk                    |
| Nuria Fernández             | ESP         | 99 01 03 05 09 11    | 1500m                        |
| Muriel Hurtis               | FRA         | 99 01 03 07 11 13    | 200m/4x100mR/4x400mR         |
| Helen Clitheroe             | GBR         | 99 01 05 07 09 11    | 1500m/5000m/3000mSC          |
| Kristina Saltanovič         | LTU         | 99 03 05 09 11 13    | 20Km Walk                    |
| Perdita Felicien            | CAN         | 01 03 05 07 09 11    | 100mH                        |
| Monika Pyrek                | POL         | 01 03 05 07 09 11    | Pole Vault                   |
| Aliann Pompey               | GUY         | 01 03 05 07 09 11    | 400m                         |
| Olive Loughnane             | IRL         | 01 03 05 07 09 11    | 20Km Walk                    |
| Austra Skujytė              | LTU         | 01 03 05 07 09 11    | Heptathlon/Shot Put          |
| Vera Cechlová               | CZE         | 01 03 05 07 09 11    | Discus Throw                 |
| Élodie Ouédraogo            | BEL         | 01 03 05 07 09 11    | 400mH/4x100mR                |
| Lee McConnell               | GBR         | 01 03 05 07 09 11    | 400m/4x400mR                 |
| Angela Whyte                | CAN         | 01 03 05 07 09 13    | 100mH                        |



|     | NAME                   | COUNTRY | YEARS CONTESTED   | EVENT (S)                 |
|-----|------------------------|---------|-------------------|---------------------------|
| (6) | Christine Amertil      | BAH     | 01 03 05 07 09 15 | 200m/400m/4x100mR/4x400mR |
|     | Natalia Rodríguez      | ESP     | 01 03 05 09 11 13 | 1500m                     |
|     | Mélina Robert-Michon   | FRA     | 01 03 07 09 13 15 | Discus Throw              |
|     | Natalya Antyukh        | RUS     | 01 05 07 09 11 13 | 400m/400mH/4x400mR        |
|     | Libania Grenot         | CUB/ITA | 01 05 09 11 13 15 | 400m/4x400mR              |
|     | Yelena Isinbaeva       | RUS     | 03 05 07 09 11 13 | Pole Vault                |
|     | Meseret Defar          | ETH     | 03 05 07 09 11 13 | 5000m/10,000m             |
|     | Valerie Adams/Vili     | NZL     | 03 05 07 09 11 13 | Shot Put                  |
|     | Anna Rogowska          | POL     | 03 05 07 09 11 13 | Pole Vault                |
|     | Lucia Hrivnák          | SVK     | 03 05 07 09 11 15 | 800m                      |
|     | Sanya Richards-Ross    | USA     | 03 05 07 09 11 15 | 200m/400m/4x400mR         |
|     | Vera Santos            | POR     | 03 05 07 09 13 15 | 20Km Walk                 |
|     | Natalya Pygyda         | UKR     | 03 05 07 11 13 15 | 400m/4x100mR/4x400mR      |
|     | Shalane Flanagan       | USA     | 05 07 09 11 13 15 | 5000m/10,000m             |
|     | Chiara Rosa            | ITA     | 05 07 09 11 13 15 | Shot Put                  |
|     | Levern Spencer         | LCA     | 05 07 09 11 13 15 | High Jump                 |
|     | Jennifer Dahlgren      | ARG     | 05 07 09 11 13 15 | Hammer Throw              |
|     | Gelete Burka           | ETH     | 05 07 09 11 13 15 | 1500m/5000m/10,000m       |
|     | Zuzana Hejnová         | CZE     | 05 07 09 11 13 15 | 400mH/4x400mR             |
|     | Fabiana Murer          | BRA     | 05 07 09 11 13 15 | Pole Vault                |
|     | Christina Obergföll    | GER     | 05 07 09 11 13 15 | Javelin Throw             |
|     | Dana Veldáková         | SVK     | 05 07 09 11 13 15 | Triple Jump               |
|     | Cleopatra Borel/Brown  | TTO     | 05 07 09 11 13 15 | Shot Put                  |
|     | Christine Ohuruogu     | GBR     | 05 07 09 11 13 15 | 400m/4x400mR              |
|     | Novlene Williams-Mills | JAM     | 05 07 09 11 13 15 | 400m/4x400mR              |
|     | Dragana Tomašević      | SCG/SRB | 05 07 09 11 13 15 | Discus Throw              |
|     | Kathrin Klaas          | GER     | 05 07 09 11 13 15 | Hammer Throw              |
| 5   | Charmaine Crooks       | CAN     | 83 87 91 95 97    | 400m/800m/4x400mR         |
|     | Judy Oakes             | GBR     | 83 87 91 95 97    | Shot Put                  |
|     | Beate Gummelt          | GER     | 87 91 93 95 97    | 10Km/10,000m Walk         |
|     | Joetta Clark           | USA     | 87 91 93 95 97    | 800m                      |
|     | Huang Zhihong          | CHN     | 87 91 93 95 97    | Shot Put                  |
|     | Simmons Jacobs         | GBR     | 87 91 93 95 97    | 100m/200m/4x100mR         |
|     | Ljudmila Ninova        | BUL/AUT | 87 91 93 95 97    | Long Jump/Triple Jump     |
|     | Stephanie Storp        | GER     | 87 91 93 95 97    | Shot Put                  |
|     | Nicole Boegman         | AUS     | 87 91 93 95 99    | Long Jump                 |
|     | Debbi Lawrence         | USA     | 87 91 93 95 01    | 10Km/20Km Walk            |
|     | Kathrin Wessel         | GER     | 87 91 93 95 01    | 10,000m/Marathon          |
|     | Trine Hattestad        | NOR     | 87 91 93 97 99    | Javelin Throw             |
|     | Hanne Haugland         | NOR     | 87 93 95 97 99    | High Jump                 |
|     | Falilat Ogunkoya       | NGR     | 87 95 97 99 01    | 200m/400m/4x100mR/4x400mR |
|     | Marleen Renders        | BEL     | 87 95 97 99 01    | 10,000m/Marathon          |
|     | Regina Jacobs          | USA     | 87 97 99 01 03    | 1500m                     |
|     | Sanna Kyllönen         | FIN     | 91 93 95 97 99    | 100m/200m/4x100mR         |
|     | Agata Karczmarek       | POL     | 91 93 95 97 99    | Long Jump                 |
|     | Manuela Machado        | POR     | 91 93 95 97 99    | Marathon                  |
|     | Petya Pendareva        | BUL     | 91 93 95 97 99    | 100m/200m/4x100mR         |
|     | Andrea Philipp         | GER     | 91 93 95 97 99    | 100m/200m/4x100mR         |
|     | Mária Urbanik          | HUN     | 91 93 95 97 99    | 10Km/10,000m/20Km Walk    |
|     | Urszula Włodarczyk     | POL     | 91 93 95 97 99    | Heptathlon/Triple Jump    |
|     | Norfalia Carabalí      | COL/ESP | 91 93 95 97 01    | 400m/4x400mR              |
|     | Julia Duporty          | CUB     | 91 93 95 99 01    | 200m/400m/4x100mR/4x400mR |
|     | Heike Meissner         | GER     | 91 93 95 01 03    | 400mH/4x400mR             |
|     | Merlene Frazer         | JAM     | 91 95 97 99 01    | 200m/400m/4x100mR/4x400mR |
|     | Grit Breuer            | GER     | 91 97 99 01 03    | 400m/4x100mR/4x400mR      |
|     | Minori Hayakari        | JPN     | 91 05 07 09 11    | 3000m/3000mSC             |
|     | Juliet Campbell        | JAM     | 93 95 97 99 01    | 200m/400m/4x100mR/4x400mR |
|     | Natalya Dukhnova       | BLR     | 93 95 97 99 01    | 800m                      |
|     | Sriyani Kulawansa      | SRI     | 93 95 97 99 01    | 100mH                     |
|     | Liu Hongyu             | CHN     | 93 95 97 99 01    | 10Km/10,000m/20Km Walk    |
|     | Nicole Ramalalanirina  | MAD/FRA | 93 95 97 99 01    | 100mH                     |
|     | Marcia Richardson      | GBR     | 93 95 97 99 01    | 100m/4x100mR              |
|     | Dionne Rose-Henley     | JAM     | 93 95 97 99 01    | 100mH/Long Jump           |
|     | Olabisi Afolabi        | NGR     | 93 95 97 99 03    | 400m/4x400mR              |
|     | Heather Samuel         | ANT     | 93 95 97 99 03    | 100m/200m                 |
|     | Tegla Loroupe          | KEN     | 93 95 97 99 05    | 10,000m/Marathon          |
|     | Melanie Paschke        | GER     | 93 95 97 01 03    | 100m/200m/4x100mR         |
|     | Vita Pavlysh           | UKR     | 93 95 97 01 03    | Shot Put                  |
|     | Miriam Ramón           | ECU     | 93 95 97 05 07    | 10Km/10,000m/20Km Walk    |

| NAME                       | COUNTRY | YEARS CONTESTED | EVENT (S)                     |
|----------------------------|---------|-----------------|-------------------------------|
| (5) Olga Bolshova          | MDA     | 93 95 99 01 03  | High Jump/Triple Jump         |
| Teresa Vaill               | USA     | 93 95 05 07 09  | 10Km/10,000m/20Km Walk        |
| Tatyana Shikolenko         | BLR/RUS | 93 97 99 01 03  | Javelin Throw                 |
| Helena Javornik            | SLO     | 93 97 99 03 07  | 1500m/5000m/10,000m/Marathon  |
| Ina Gliznuta               | MDA     | 93 97 99 05 07  | High Jump                     |
| Yelena Govorova            | UKR     | 95 97 99 01 03  | Triple Jump                   |
| Svetlana Kazanina          | KAZ     | 95 97 99 01 03  | Heptathlon                    |
| Anastasía Kelesídu         | GRE     | 95 97 99 01 03  | Discus Throw                  |
| Heli Koivula Kruger        | FIN     | 95 97 99 01 03  | Long Jump/Triple Jump/4x100mR |
| Rita Ramanauskaitė         | LTU     | 95 97 99 01 03  | Javelin Throw                 |
| Gabriela Szabo             | ROU     | 95 97 99 01 03  | 1500m/5000m                   |
| Katerína Thánou            | GRE     | 95 97 99 01 03  | 100m/4x100mR                  |
| Stélla Tsikoúna            | GRE     | 95 97 99 01 03  | Discus Throw                  |
| Níki Xánthou               | GRE     | 95 97 99 01 03  | Long Jump                     |
| Monica Iagar               | ROU     | 95 97 99 01 05  | High Jump                     |
| Manuela Levorato           | ITA     | 95 97 99 01 05  | 100m/200m/4x100mR             |
| Myriam Mani                | CMR     | 95 97 99 01 07  | 100m/200m/4x100mR/4x400mR     |
| Savatheda Fynes            | BAH     | 95 97 99 03 05  | 100m/200m/4x100mR             |
| Irina Lenskiy              | UKR/ISR | 95 97 01 03 09  | 400mH/4x400mR/100mH           |
| Lacena Golding-Clarke      | JAM     | 95 97 03 07 09  | 100mH/4x100mR/Long Jump       |
| Ana Dias                   | POR     | 95 99 01 05 09  | 5000m/10,000m/Marathon        |
| Alenka Bikar               | SLO     | 97 99 01 03 05  | 100m/200m/4x100mR             |
| Lorraine Graham/Fenton     | JAM     | 97 99 01 03 05  | 400m/4x400mR                  |
| Lauren Hewitt              | AUS     | 97 99 01 03 05  | 100m/200m/4x100mR             |
| Johanna Manninen           | FIN     | 97 99 01 03 07  | 100m/200m/4x100mR             |
| Marie Collonvillé          | FRA     | 97 99 01 05 07  | Heptathlon                    |
| Donna Fraser               | GBR     | 97 99 01 05 07  | 400m/4x400mR                  |
| Nebiat Habtemariam         | ERI     | 97 99 01        | 13 15 5000m/Marathon          |
| Christine Arron            | FRA     | 97 99 03 05 07  | 100m/200m/4x100mR             |
| Lucimar Aparecida de Moura | BRA     | 97 99 05 07 09  | 100m/200m/4x100mR             |
| Olimpiada Ivanova          | RUS     | 97 01 03 05 07  | 10Km/10,000m/20Km Walk        |
| Joanne Pavey               | GBR     | 97 01 03 05 07  | 1500m/5000m/10,000m           |
| Trecia Smith               | JAM     | 97 01 05 07 09  | Triple Jump                   |
| Thórey Elís dóttir         | ISL     | 99 01 03 05 07  | Pole Vault                    |
| Nadine Faustin-Parker      | HAI     | 99 01 03 05 07  | 100mH                         |
| Kim Gevaert                | BEL     | 99 01 03 05 07  | 100m/200m/4x100mR             |
| Ana Guevara                | MEX     | 99 01 03 05 07  | 400m/4x400mR                  |
| Kim Mi-Jeong               | KOR     | 99 01 03 05 07  | 20Km Walk                     |
| Tatyana Kotova             | RUS     | 99 01 03 05 07  | Long Jump                     |
| Olga Kuzenkova             | RUS     | 99 01 03 05 07  | Hammer Throw                  |
| Brigita Langerholc         | SLO     | 99 01 03 05 07  | 800m                          |
| Marta Mendía               | ESP     | 99 01 03 05 07  | High Jump                     |
| Kamila Skolimowska         | POL     | 99 01 03 05 07  | Hammer Throw                  |
| Stacy Dragila              | USA     | 99 01 03 05 09  | Pole Vault                    |
| Tamsyn Lewis               | AUS     | 99 01 03 07 09  | 800m/4x400mR                  |
| Deena Drossin/Kastor       | USA     | 99 01 03 07     | 13 10,000m/Marathon           |
| Marion Wagner              | GER     | 99 01 03 09 11  | 100m/4x100mR                  |
| Zulia Calatayú             | CUB     | 99 01 05 07 09  | 800m/4x400mR                  |
| Joanna Wisniewska          | POL     | 99 01 05 07 09  | Discus Throw                  |
| Maurren Maggi              | BRA     | 99 01 07 09 11  | 100mH/Long Jump               |
| Aretha Thurmond            | USA     | 99 03 05 09 11  | Discus Throw                  |
| Baya Rahouli               | ALG     | 99 03 05 11 13  | Long Jump/Triple Jump         |
| Gao Shuying                | CHN     | 01 03 05 07 09  | Pole Vault                    |
| Anna Jesień                | POL     | 01 03 05 07 09  | 400mH/4x400mR                 |
| Vita Palamar               | UKR     | 01 03 05 07 09  | High Jump                     |
| Ana Po'uhila               | TGA     | 01 03 05 07 09  | 100m/Shot Put                 |
| Cecilia Nilsson            | SWE     | 01 03 05 07 09  | Hammer Throw                  |
| Magdelín Martínez          | ITA     | 01 03 05 07 09  | Triple Jump                   |
| Mardrea Hyman              | JAM     | 01 03 05 07 11  | 1500m/3000mSC                 |
| Margaret Simpson           | GHA     | 01 03 05 07 11  | Heptathlon                    |
| Vonette Dixon              | JAM     | 01 03 05 07 11  | 100mH/4x100mR                 |
| Svetlana Usovich           | BLR     | 01 03 05 07 11  | 400m/800m/4x400mR             |
| Caroline Hingst            | GER     | 01 03 05 07     | 13 Pole Vault                 |
| Brigitte Foster-Hylton     | JAM     | 01 03 05 09 11  | 100mH/4x100mR                 |
| Guzel Khubbiiyeva          | UZB     | 01 03 07 09 11  | 100m/200m/4x100mR             |
| Vânia Silva                | POR     | 01 03 07 09 11  | Hammer Throw                  |
| Jen Rhines                 | USA     | 01 05 07 09 11  | 5000m/10,000m                 |
| Martina Hrašnová           | SVK     | 01 07 09        | 13 15 Hammer Throw            |
| Berta Castells             | ESP     | 03 05 07 09 11  | Hammer Throw                  |

| NAME                      | COUNTRY | YEARS CONTESTED | EVENT (S)                     |
|---------------------------|---------|-----------------|-------------------------------|
| (5) Jillian Schwartz      | USA/ISR | 03 05 07 09 11  | Pole Vault                    |
| Antonina Yefremova        | UKR     | 03 05 07 09 11  | 400m/4x400mR                  |
| Sabine Krantz             | GER     | 03 05 07 09 11  | 20Km Walk                     |
| Derval O'Rourke           | IRL     | 03 05 07 09 11  | 100mH                         |
| Bianca Kappler            | GER     | 03 05 07 09 11  | Long Jump                     |
| Kayoko Fukushi            | JPN     | 03 05 07 09 13  | 500m/10,000m/Marathon         |
| Anna Pyatykh              | RUS     | 03 05 07 09 13  | Triple Jump                   |
| Naroa Agirre              | ESP     | 03 05 07 09 15  | Pole Vault                    |
| Anastasiya Juravleva      | UZB     | 03 05 07 11 13  | Long Jump/Triple Jump/4x100mR |
| Mabel Gay                 | CUB     | 03 05 09 11 13  | Triple Jump                   |
| Geisa Coutinho            | BRA     | 03 05 09 11 15  | 400m/4x400mR                  |
| Simona La Mantia          | ITA     | 03 05 11 13 15  | Triple Jump                   |
| Sally McLellan/Pearson    | AUS     | 03 07 09 11 13  | 100m/100mH/4x100mR            |
| Marina Aitova             | KAZ     | 03 07 09 11 13  | High Jump                     |
| Jenny Meadows             | GBR     | 03 07 09 11 15  | 800m/4x400mR                  |
| Sunette Viljoen           | RSA     | 03 09 11 13 15  | Javelin Throw                 |
| Meselech Melkamu          | ETH     | 05 07 09 11 13  | 5000m/10,000m/Marathon        |
| Yuliya Gushchina          | RUS     | 05 07 09 11 13  | 200m/4x100mR/4x400mR          |
| Emma Green Tregaro        | SWE     | 05 07 09 11 13  | High Jump                     |
| Amantle Montsho           | BOT     | 05 07 09 11 13  | 400m/4x400mR                  |
| Natalya Rusakova          | RUS     | 05 07 09 11 13  | 200m/100mH/4x100mR            |
| Veronica Campbell-Brown   | JAM     | 05 07 09 11 15  | 100m/200m/4x100mR             |
| Goldie Sayers             | GBR     | 05 07 09 11 15  | Javelin Throw                 |
| Barbora Špotáková         | CZE     | 05 07 09 11 15  | Javelin Throw                 |
| Kineke Alexander          | VIN     | 05 07 09 13 15  | 200m/400m                     |
| Mária Gáliková            | SVK     | 05 07 09 13 15  | 20Km Walk                     |
| Tahesia Harrigan-Scott    | IVB     | 05 07 09 13 15  | 100m/200m                     |
| Natalya Semenova          | UKR     | 05 07 11 13 15  | Discus Throw                  |
| Caterine Ibargüen         | COL     | 05 09 11 13 15  | High Jump/Triple Jump         |
| Éva Orbán                 | HUN     | 05 09 11 13 15  | Hammer Throw                  |
| Christina Schwanitz       | GER     | 05 09 11 13 15  | Shot Put                      |
| Amber Campbell            | USA     | 05 09 11 13 15  | Hammer Throw                  |
| Viola Kibiwot             | KEN     | 07 09 11 13 15  | 1500m/5000m                   |
| Ivet Collio               | BUL     | 07 09 11 13 15  | 100m/200m                     |
| Kerron Stewart            | JAM     | 07 09 11 13 15  | 100m/200m/4x100mR             |
| Silke Spiegelburg         | GER     | 07 09 11 13 15  | Pole Vault                    |
| Karolina Tymińska         | POL     | 07 09 11 13 15  | Heptathlon                    |
| Siham Hilali              | MAR     | 07 09 11 13 15  | 1500m                         |
| Natasha Hastings          | USA     | 07 09 11 13 15  | 400m/4x400mR                  |
| Shara Proctor             | AIA/GBR | 07 09 11 13 15  | Long Jump                     |
| Dani Samuels              | AUS     | 07 09 11 13 15  | Discus Throw                  |
| Mariya Abakumova          | RUS     | 07 09 11 13 15  | Javelin Throw                 |
| Keila Costa               | BRA     | 07 09 11 13 15  | Long Jump/Triple Jump         |
| Luvsanikhundeg Otgonbayar | MGL     | 07 09 11 13 15  | Marathon                      |
| Jenny Simpson             | USA     | 07 09 11 13 15  | 1500m/3000mSC                 |
| Natalya Pogrebnyak        | UKR     | 07 09 11 13 15  | 100m/4x100mR                  |
| Marta Jeschke             | POL     | 07 09 11 13 15  | 100m/4x100mR                  |
| Nadine Müller             | GER     | 07 09 11 13 15  | Discus Throw                  |
| Marie Polli               | SUI     | 07 09 11 13 15  | 20Km Walk                     |
| Ida Marcussen             | NOR     | 07 09 11 13 15  | Heptathlon                    |
| Liu Hong                  | CHN     | 07 09 11 13 15  | 20Km Walk                     |
| Kaliese Spencer           | JAM     | 07 09 11 13 15  | 400mH/4x400mR                 |
| Shelly-Ann Fraser-Pryce   | JAM     | 07 09 11 13 15  | 100m/200m/4x100mR             |
| Linda Stahl               | GER     | 07 09 11 13 15  | Javelin Throw                 |
| Brittney Reese            | USA     | 07 09 11 13 15  | Long Jump                     |
| Gong Lijiao               | CHN     | 07 09 11 13 15  | Shot Put                      |



## YOUNGEST & OLDEST

These show the youngest and oldest gold medallists (G), medallists (M), finalists or top eight (F) and competitors (C) in each IAAF World Championship event, with the overall youngest and oldest in those categories shown in bold

### MEN

| EVENT         |          | AGE       | YOUNGEST   | COUNTRY                            | DATE       | AGE              | OLDEST | COUNTRY | DATE                        |     |           |
|---------------|----------|-----------|------------|------------------------------------|------------|------------------|--------|---------|-----------------------------|-----|-----------|
| 100 Metres    | G        | 21        | 245        | Yohan Blake                        | JAM        | 28 Aug 11        | 33     | 135     | Linford Christie            | GBR | 15 Aug 93 |
|               | M        | 18        | 318        | Darrel Brown                       | TTO        | 25 Aug 03        | 35     | 145     | Kim Collins                 | SKN | 28 Aug 11 |
|               | F        | 18        | 318        | Darrel Brown                       | TTO        | 25 Aug 03        | 35     | 145     | Kim Collins                 | SKN | 28 Aug 11 |
|               | <b>C</b> | <b>15</b> | <b>153</b> | <b>Darren Tuitt</b>                | <b>MNT</b> | <b>5 Aug 95</b>  | 39     | 139     | Kim Collins                 | SKN | 22 Aug 15 |
| 200 Metres    | G        | 22        | 218        | Calvin Smith                       | USA        | 14 Aug 83        | 29     | 6       | Usain Bolt                  | JAM | 27 Aug 15 |
|               | M        | 19        | 255        | Alonso Edward                      | PAN        | 20 Aug 09        | 33     | 198     | Justin Gatlin               | USA | 27 Aug 15 |
|               | F        | 18        | 355        | Usain Bolt                         | JAM        | 11 Aug 05        | 35     | 331     | Frankie Fredericks          | NAM | 29 Aug 03 |
|               | C        | 16        | 172        | Abdul Hakim Sani Brown             | JPN        | 25 Aug 15        | 40     | 270     | Troy Douglas                | NED | 27 Aug 03 |
| 400 Metres    | G        | 18        | 363        | Kirani James                       | GRN        | 30 Aug 11        | 31     | 347     | Michael Johnson             | USA | 26 Aug 99 |
|               | M        | 18        | 363        | Kirani James                       | GRN        | 30 Aug 11        | 31     | 347     | Michael Johnson             | USA | 26 Aug 99 |
|               | F        | 18        | 4          | Thomas Schönlebe                   | GDR        | 10 Aug 83        | 31     | 347     | Michael Johnson             | USA | 26 Aug 99 |
|               | C        | 16        | 183        | Kerth Gumbs                        | AIA        | 4 Aug 01         | 36     | 313     | Chris Brown                 | BAH | 24 Aug 15 |
| 800 Metres    | G        | 19        | 215        | Mohammed Aman                      | ETH        | 13 Aug 13        | 32     | 287     | Paul Ruto                   | KEN | 17 Aug 93 |
|               | M        | 19        | 215        | Mohammed Aman                      | ETH        | 13 Aug 13        | 32     | 287     | Paul Ruto                   | KEN | 17 Aug 93 |
|               | F        | 16        | 301        | Belal Mansoor Ali                  | BRN        | 14 Aug 05        | 34     | 315     | Osmar Barbosa dos Santos    | BRA | 31 Aug 03 |
|               | C        | 15        | 237        | Mohamed Abd el Rahman <sup>1</sup> | SUD        | 26 Aug 99        | 36     | 330     | Babacar Niang               | SEN | 5 Aug 95  |
| 1500 Metres   | G        | 21        | 185        | Noureddine Morceli                 | ALG        | 1 Sep 91         | 32     | 260     | Bernard Lagat               | USA | 29 Aug 07 |
|               | M        | 20        | 295        | Noah Ngeny                         | KEN        | 24 Aug 99        | 34     | 250     | Bernard Lagat               | USA | 19 Aug 09 |
|               | F        | 18        | 60         | Asbel Kiprop                       | KEN        | 29 Aug 07        | 34     | 250     | Bernard Lagat               | USA | 19 Aug 09 |
|               | C        | 16        | 234        | Yahye Abdi Gurre <sup>1</sup>      | SOM        | 23 Aug 03        | 35     | 281     | Joseph Chesire              | KEN | 20 Aug 93 |
| 5000 Metres   | <b>G</b> | <b>18</b> | <b>177</b> | <b>Ismael Kirui</b>                | <b>KEN</b> | <b>16 Aug 93</b> | 32     | 264     | Bernard Lagat               | USA | 2 Sep 07  |
|               | M        | 18        | 177        | Ismael Kirui                       | KEN        | 16 Aug 93        | 36     | 266     | Bernard Lagat               | USA | 4 Sep 11  |
|               | F        | 17        | 259        | Isiah Koech                        | KEN        | 4 Sep 11         | 38     | 247     | Bernard Lagat               | USA | 16 Aug 13 |
|               | C        | 16        | 177        | Abdullah Al-Qwabani                | YEM        | 26 Aug 15        | 38     | 247     | Bernard Lagat               | USA | 16 Aug 13 |
| 10,000 Metres | G        | 20        | 126        | Haile Gebrselassie                 | ETH        | 22 Aug 93        | 32     | 152     | Mohamed Farah               | GBR | 22 Aug 15 |
|               | M        | 19        | 183        | Richard Chelimo                    | KEN        | 26 Aug 91        | 32     | 152     | Mohamed Farah               | GBR | 22 Aug 15 |
|               | F        | 17        | 50         | Assefa Mezegebu                    | ETH        | 8 Aug 95         | 36     | 170     | Carlos Lopes                | POR | 7 Aug 83  |
|               | C        | 17        | 47         | Assefa Mezegebu                    | ETH        | 5 Aug 95         | 39     | 120     | Mohamed Ezzher              | FRA | 24 Aug 99 |
| Marathon      | G        | 19        | 281        | Ghirmay Ghebreslassie              | ERI        | 22 Aug 15        | 36     | 308     | Abel Antón                  | ESP | 28 Aug 99 |
|               | M        | 19        | 281        | Ghirmay Ghebreslassie              | ERI        | 22 Aug 15        | 36     | 308     | Abel Antón                  | ESP | 28 Aug 99 |
|               | F        | 19        | 281        | Ghirmay Ghebreslassie              | ERI        | 22 Aug 15        | 41     | 14      | Ruggero Pertile             | ITA | 22 Aug 15 |
|               | C        | 18        | 187        | Ahmed Hassan                       | SOM        | 3 Aug 01         | 46     | 85      | Patrick Dupouy <sup>2</sup> | PYF | 25 Aug 07 |
| 3000mSC       | G        | 19        | 334        | Moses Kiptanui                     | KEN        | 31 Aug 91        | 33     | 91      | Ezekiel Kemboi              | KEN | 24 Aug 15 |
|               | M        | 18        | 250        | Cornelius Kipruto                  | KEN        | 15 Aug 13        | 33     | 91      | Ezekiel Kemboi              | KEN | 24 Aug 15 |
|               | F        | 18        | 86         | Nahom Mesfin                       | ETH        | 28 Aug 07        | 36     | 90      | Simon Vroemen               | NED | 9 Aug 05  |
|               | C        | 18        | 84         | Nahom Mesfin                       | ETH        | 26 Aug 07        | 36     | 143     | Graeme Fell                 | CAN | 9 Aug 95  |
| 110m Hurdles  | G        | 21        | 75         | Ryan Brathwaite                    | BAR        | 20 Aug 09        | 33     | 25      | Greg Foster                 | USA | 29 Aug 91 |
|               | M        | 20        | 48         | Liu Xiang                          | CHN        | 30 Aug 03        | 34     | 164     | Allen Johnson               | USA | 12 Aug 05 |
|               | F        | 19        | 236        | Shi Dongpeng                       | CHN        | 30 Aug 03        | 36     | 19      | Tony Dees                   | USA | 25 Aug 99 |
|               | C        | 18        | 25         | Liu Xiang                          | CHN        | 7 Aug 01         | 37     | 99      | Chay Kim San                | CAM | 12 Aug 83 |
| 400m Hurdles  | G        | 21        | 243        | Jehue Gordon                       | TTO        | 15 Aug 13        | 32     | 1       | Edwin Moses                 | USA | 1 Sep 87  |
|               | M        | 20        | 14         | Llewellyn Herbert                  | RSA        | 4 Aug 97         | 32     | 272     | Kriss Akabusi               | GBR | 27 Aug 91 |
|               | F        | 17        | 246        | Jehue Gordon                       | TTO        | 18 Aug 09        | 37     | 185     | Danny McFarlane             | JAM | 18 Aug 09 |
|               | C        | 17        | 243        | Jehue Gordon                       | TTO        | 15 Aug 09        | 37     | 185     | Danny McFarlane             | JAM | 18 Aug 09 |
| High Jump     | G        | 19        | 282        | Gennadiy Avdeyenko                 | URS        | 13 Aug 83        | 29     | 297     | Javier Sotomayor            | CUB | 6 Aug 97  |
|               | M        | 19        | 282        | Gennadiy Avdeyenko                 | URS        | 13 Aug 83        | 29     | 297     | Javier Sotomayor            | CUB | 6 Aug 97  |
|               | F        | 18        | 220        | Patrik Sjöberg                     | SWE        | 13 Aug 83        | 34     | 155     | Dragutin Topić              | SCG | 14 Aug 05 |
|               | C        | 18        | 12         | Tim Forsyth                        | AUS        | 29 Aug 91        | 38     | 160     | Dragutin Topić              | SRB | 19 Aug 09 |
| Pole Vault    | G        | 19        | 253        | Sergey Bubka                       | URS        | 14 Aug 83        | 33     | 249     | Sergey Bubka                | UKR | 10 Aug 97 |
|               | M        | 19        | 253        | Sergey Bubka                       | URS        | 14 Aug 83        | 35     | 300     | Björn Otto                  | GER | 12 Aug 13 |
|               | F        | 19        | 253        | Sergey Bubka                       | URS        | 14 Aug 83        | 38     | 335     | Derek Miles                 | USA | 29 Aug 11 |
|               | C        | 16        | 253        | Natan Rivera                       | ESA        | 22 Aug 15        | 39     | 339     | Jeff Hartwig                | USA | 30 Aug 07 |
| Long Jump     | G        | 22        | 40         | Carl Lewis                         | USA        | 10 Aug 83        | 33     | 336     | Dwight Phillips             | USA | 2 Sep 11  |
|               | M        | 18        | 363        | Wang Jianan                        | CHN        | 25 Aug 15        | 35     | 173     | Larry Myricks               | USA | 30 Aug 91 |
|               | F        | 18        | 363        | Wang Jianan                        | CHN        | 25 Aug 15        | 35     | 319     | Dwight Phillips             | USA | 16 Aug 13 |
|               | C        | 16        | 108        | Maykel D. Massó                    | CUB        | 24 Aug 15        | 35     | 319     | Dwight Phillips             | USA | 16 Aug 13 |
| Triple Jump   | G        | 21        | 78         | Christian Taylor                   | USA        | 4 Sep 11         | 35     | 88      | Jonathan Edwards            | GBR | 6 Aug 01  |
|               | M        | 20        | 49         | Pedro Pichardo                     | CUB        | 18 Aug 13        | 35     | 88      | Jonathan Edwards            | GBR | 6 Aug 01  |
|               | F        | 18        | 22         | Yoelbi Quesada                     | CUB        | 26 Aug 91        | 37     | 107     | Jonathan Edwards            | GBR | 25 Aug 03 |
|               | C        | 18        | 21         | Yoelbi Quesada                     | CUB        | 25 Aug 91        | 37     | 355     | Charles Friedek             | GER | 16 Aug 09 |



| EVENT          | AGE         | YOUNGEST         | COUNTRY                | DATE       | AGE              | OLDEST    | COUNTRY          | DATE                       |            |                  |
|----------------|-------------|------------------|------------------------|------------|------------------|-----------|------------------|----------------------------|------------|------------------|
| Shot Put       | G 21        | 37               | David Storl            | GER        | 2 Sep 11         | 32        | 81               | Werner Günthör             | SUI        | 21 Aug 93        |
|                | M 20        | 279              | Ulf Timmermann         | GDR        | 7 Aug 83         | 33        | 59               | Oliver-Sven Buder          | GER        | 21 Aug 99        |
|                | F 18        | 257              | Manuel Martínez        | ESP        | 21 Aug 93        | <b>45</b> | <b>244</b>       | <b>Ivan Ivančić</b>        | <b>YUG</b> | <b>7 Aug 83</b>  |
|                | C 18        | 159              | Konrad Bukowiecki      | POL        | 23 Aug 15        | 45        | 244              | Ivan Ivančić               | YUG        | 7 Aug 83         |
| Discus Throw   | G 24        | 60               | Lars Riedel            | GER        | 27 Aug 91        | 34        | 41               | Lars Riedel                | GER        | 8 Aug 01         |
|                | M 22        | 314              | Robert Harting         | GER        | 28 Aug 07        | 40        | 71               | John Powell                | USA        | 4 Sep 87         |
|                | F 20        | 156              | Victor Butenko         | RUS        | 13 Aug 13        | 40        | 71               | John Powell                | USA        | 4 Sep 87         |
|                | C 18        | 232              | Robert McNabb          | COK        | 8 Aug 97         | 41        | 180              | Virgilijus Alekna          | LTU        | 12 Aug 13        |
| Hammer Throw   | G 24        | 69               | Paweł Fajdek           | POL        | 12 Aug 13        | 36        | 325              | Koji Murofushi             | JPN        | 29 Aug 11        |
|                | M 22        | 277              | Zdzisław Kwasny        | POL        | 10 Aug 83        | 36        | 325              | Koji Murofushi             | JPN        | 29 Aug 11        |
|                | F 19        | 168              | Olli-Pekka Karjalainen | FIN        | 22 Aug 99        | 40        | 233              | Igor Astapkovich           | BLR        | 25 Aug 03        |
|                | C 18        | 171              | Ashraf Amgad El-Seify  | QAT        | 10 Aug 13        | 43        | 157              | Ed Burke                   | USA        | 8 Aug 83         |
| Javelin Throw  | G 21        | 313              | Marius Corbett         | RSA        | 5 Aug 97         | 35        | 57               | Jan Železný                | CZE        | 12 Aug 01        |
|                | M 21        | 75               | Jan Železný            | TCH        | 30 Aug 87        | 35        | 57               | Jan Železný                | CZE        | 12 Aug 01        |
|                | F 19        | 79               | Aleksandr Ivanov       | RUS        | 12 Aug 01        | 41        | 143              | Peter Blank                | GER        | 31 Aug 03        |
|                | C 18        | 340              | Kim Jae-Sang           | KOR        | 29 Aug 87        | 41        | 143              | Peter Blank                | GER        | 31 Aug 03        |
| Decathlon      | G 24        | 164              | Torsten Voss           | GDR        | 4 Sep 87         | 32        | 279              | Roman Šebrle               | CZE        | 1 Sep 07         |
|                | M 21        | 256              | Dean Macey             | GBR        | 25 Aug 99        | 32        | 279              | Roman Šebrle               | CZE        | 1 Sep 07         |
|                | F 18        | 284              | Yordani García         | CUB        | 1 Sep 07         | 34        | 148              | Lev Lobodin                | RUS        | 27 Aug 03        |
| 20Km Walk      | C 18        | 284              | Yordani García         | CUB        | 1 Sep 07         | 36        | 275              | Roman Šebrle               | CZE        | 28 Aug 11        |
|                | G 19        | 364              | Wang Hao               | CHN        | 15 Aug 09        | 34        | 140              | Maurizio Damilano          | ITA        | 24 Aug 91        |
|                | M 18        | 346              | Viktor Burayev         | RUS        | 4 Aug 01         | 37        | 221              | José Marín                 | ESP        | 30 Aug 87        |
|                | F 18        | 346              | Viktor Burayev         | RUS        | 4 Aug 01         | 37        | 221              | José Marín                 | ESP        | 30 Aug 87        |
| 50Km Walk      | C 18        | 34               | Li Gaobo               | CHN        | 26 Aug 07        | 43        | 336              | Bengt Bengtsson            | SWE        | 6 Aug 05         |
|                | G 22        | 358              | Ivano Brugnetti        | ITA        | 25 Aug 99        | <b>37</b> | <b>258</b>       | <b>Veniamin Soldatenko</b> | <b>URS</b> | <b>18 Sep 76</b> |
|                | M 20        | 229              | Alex Schwazer          | ITA        | 12 Aug 05        | 39        | 308              | Jesús Ángel García         | ESP        | 21 Aug 09        |
|                | F 20        | 229              | Alex Schwazer          | ITA        | 12 Aug 05        | 39        | 308              | Jesús Ángel García         | ESP        | 21 Aug 09        |
| 4 x 100m Relay | C 18        | 179              | Bengt Simonsen         | SWE        | 18 Sep 76        | <b>46</b> | <b>165</b>       | <b>Jorge Costa</b>         | <b>POR</b> | <b>1 Sep 07</b>  |
|                | G 21        | 136              | Eddy de Lépine         | FRA        | 13 Aug 05        | 32        | 279              | Asafa Powell               | JAM        | 29 Aug 15        |
|                | <b>M 16</b> | <b>305</b>       | <b>Darrel Brown</b>    | <b>TTO</b> | <b>12 Aug 01</b> | <b>40</b> | <b>274</b>       | <b>Troy Douglas</b>        | <b>NED</b> | <b>31 Aug 03</b> |
|                | <b>F 16</b> | <b>277</b>       | <b>Ibrahim Meité</b>   | <b>CIV</b> | <b>22 Aug 93</b> | 40        | 274              | Troy Douglas               | NED        | 31 Aug 03        |
| 4 x 400m Relay | C 15        | 174              | Yahya Saed Al-Kahes    | KSA        | 12 Aug 01        | 40        | 274              | Troy Douglas               | NED        | 31 Aug 03        |
|                | G 19        | 183              | Arman Hall             | USA        | 16 Aug 13        | 35        | 51               | Timothy Munnings           | BAH        | 12 Aug 01        |
|                | M 18        | 5                | Kunle Adejuyigbe       | NGR        | 13 Aug 95        | 35        | 51               | Timothy Munnings           | BAH        | 12 Aug 01        |
|                | F 17        | 354              | Rennie Quow            | TTO        | 14 Aug 05        | 35        | 93               | Robert Maćkowiak           | POL        | 14 Aug 05        |
| C 16           | 354         | Masoud Al-Rahman | QAT                    | 31 Aug 91  | 35               | 93        | Robert Maćkowiak | POL                        | 14 Aug 05  |                  |

1 Only birth year is known, but even in worst case (born January 1) the athlete is the youngest

2 Marathon runner Ayele Setegne ISR – who was previously listed as the oldest ever competitor at 50 years 124 days in 2005 – was actually born in 1962 and not 1955 as submitted in various entry lists. Therefore he was 43 years old in Helsinki and not 50. It is correct that April 11, 1955 is his official birth date according to his Ethiopian passport and Israeli identity card. The 1955 date is from the Ethiopian calendar which runs seven years later than that in common use. An actual birthdate of April 11, 1962 has been confirmed by the athlete, and to the IAAF by the Israeli AA, who explain that for official purposes he must use the earlier date as this is what appears on his Israeli papers, which apparently cannot be changed

## Women

|             |             |          |                         |            |                  |    |     |                       |     |           |
|-------------|-------------|----------|-------------------------|------------|------------------|----|-----|-----------------------|-----|-----------|
| 100 Metres  | G 21        | 278      | Katrin Krabbe           | GER        | 27 Aug 91        | 31 | 278 | Carmelita Jeter       | USA | 29 Aug 11 |
|             | M 21        | 278      | Katrin Krabbe           | GER        | 27 Aug 91        | 35 | 89  | Merlene Ottey         | JAM | 7 Aug 95  |
|             | F 19        | 72       | Nikole Mitchell         | JAM        | 16 Aug 93        | 37 | 339 | Chandra Sturupp       | BAH | 17 Aug 09 |
|             | <b>C 14</b> | <b>5</b> | <b>Tehani Kirby</b>     | <b>NMI</b> | <b>26 Aug 91</b> | 47 | 108 | Merlene Ottey         | SLO | 26 Aug 07 |
| 200 Metres  | G 19        | 267      | Allyson Felix           | USA        | 12 Aug 05        | 35 | 92  | Merlene Ottey         | JAM | 10 Aug 95 |
|             | M 19        | 267      | Allyson Felix           | USA        | 12 Aug 05        | 37 | 90  | Merlene Ottey         | JAM | 8 Aug 97  |
|             | F 19        | 123      | Shaunae Miller          | BAH        | 16 Aug 13        | 37 | 90  | Merlene Ottey         | JAM | 8 Aug 97  |
|             | C 15        | 323      | Fowzio Abdikarim Sheikh | SOM        | 29 Aug 07        | 43 | 108 | Merlene Ottey         | SLO | 26 Aug 03 |
| 400 Metres  | G 23        | 104      | Christine Ohuruogu      | GBR        | 29 Aug 07        | 32 | 196 | Jarmila Kratochvílová | TCH | 10 Aug 83 |
|             | M 19        | 192      | Grit Breuer             | GER        | 27 Aug 91        | 32 | 196 | Jarmila Kratochvílová | TCH | 10 Aug 83 |
|             | F 19        | 192      | Grit Breuer             | GER        | 27 Aug 91        | 33 | 301 | Tatyana Alekseyeva    | RUS | 4 Aug 97  |
|             | C 15        | 7        | Dijana Kojić            | BIH        | 2 Aug 97         | 36 | 274 | Amy Mbacké Thiam      | SEN | 11 Aug 13 |
| 800 Metres  | G 18        | 224      | Caster Semenya          | RSA        | 19 Aug 09        | 34 | 139 | Ana Quirot            | CUB | 9 Aug 97  |
|             | M 18        | 224      | Caster Semenya          | RSA        | 19 Aug 09        | 36 | 311 | Letitia Vriesde       | SUR | 12 Aug 01 |
|             | F 18        | 224      | Caster Semenya          | RSA        | 19 Aug 09        | 38 | 7   | Lyubov Gurina         | RUS | 13 Aug 95 |
|             | C 14        | 334      | Hind Musa               | SUD        | 9 Aug 01         | 40 | 306 | Letitia Vriesde       | SUR | 7 Aug 05  |
| 1500 Metres | G 19        | 241      | Liu Dong                | CHN        | 22 Aug 93        | 31 | 224 | Svetlana Masterkova   | RUS | 29 Aug 99 |
|             | M 19        | 240      | Anita Weyermann         | SUI        | 5 Aug 97         | 36 | 134 | Violeta Szekely       | ROU | 7 Aug 01  |
|             | F 17        | 104      | Mary Cain               | USA        | 15 Aug 13        | 40 | 55  | Tatyana Tomashova     | RUS | 25 Aug 15 |
|             | C 14        | 217      | Lamberte Nyabamikazi    | BDI        | 4 Aug 01         | 40 | 55  | Tatyana Tomashova     | RUS | 25 Aug 15 |

| EVENT             | AGE             | YOUNGEST                           | COUNTRY                      | DATE             | AGE       | OLDEST        | COUNTRY                     | DATE                 |
|-------------------|-----------------|------------------------------------|------------------------------|------------------|-----------|---------------|-----------------------------|----------------------|
| 3000 Metres       | G 20            | 130                                | Birgit Friedmann             | FRG              | 16 Aug 80 | 30 14         | Tatyana Dorovskikh          | URS 26 Aug 91        |
|                   | M 20            | 130                                | Birgit Friedmann             | FRG              | 16 Aug 80 | 37 34         | Maricica Puică              | ROU 1 Sep 87         |
|                   | F 16            | 226                                | Annemari Sandell             | FIN              | 16 Aug 93 | 37 34         | Maricica Puică              | ROU 1 Sep 87         |
|                   | C 14            | 262                                | Enh Od Tevdenshigmed         | MGL              | 14 Aug 93 | 37 34         | Maricica Puică              | ROU 1 Sep 87         |
| 5000 Metres       | <b>G 17 333</b> | <b>Tirunesh Dibaba<sup>1</sup></b> | <b>ETH</b>                   | <b>30 Aug 03</b> | 29 271    | Meseret Defar | ETH 17 Aug 13               |                      |
|                   | M 17            | 333                                | Tirunesh Dibaba <sup>1</sup> | ETH              | 30 Aug 03 | 36 148        | Edith Masai                 | KEN 30 Aug 03        |
|                   | F 17            | 144                                | Sally Barsosio               | KEN              | 12 Aug 95 | 38 35         | Teresa Récio                | ESP 11 Aug 01        |
| 10,000 Metres     | C 14            | 281                                | Wisam Al-Bekheet             | PLE              | 9 Aug 01  | 39 254        | Nora Rocha                  | MEX 29 Aug 07        |
|                   | G 19            | 137                                | Sally Barsosio               | KEN              | 5 Aug 97  | 31 347        | Vivian Cheruiyot            | KEN 24 Aug 15        |
|                   | <b>M 15 153</b> | <b>Sally Barsosio</b>              | <b>KEN</b>                   | <b>21 Aug 93</b> | 33 339    | Joanne Pavey  | GBR 25 Aug 07               |                      |
| Marathon          | F 15            | 153                                | Sally Barsosio               | KEN              | 21 Aug 93 | 38 124        | Edith Masai                 | KEN 6 Aug 05         |
|                   | C 14            | 267                                | Enh Od Tevdenshigmed         | MGL              | 19 Aug 93 | 38 277        | Francie Larriue Smith       | USA 27 Aug 91        |
|                   | G 20            | 251                                | Bai Xue                      | CHN              | 23 Aug 09 | 35 43         | Catherine Ndereba           | KEN 2 Sep 07         |
| 3000mSC           | M 20            | 251                                | Bai Xue                      | CHN              | 23 Aug 09 | 37 127        | Valeria Straneo             | ITA 10 Aug 13        |
|                   | F 20            | 154                                | Kim Hye-Gyong                | PRK              | 10 Aug 13 | 40 151        | Edith Masai                 | KEN 2 Sep 07         |
|                   | C 14            | 274                                | Su Su-Ning                   | TPE              | 15 Aug 93 | 47 136        | Colleen de Reuck            | USA 27 Aug 11        |
| 100m Hurdles      | G 23            | 113                                | Yuliya Zarudneva             | RUS              | 17 Aug 09 | 29 192        | Yekaterina Volkova          | RUS 27 Aug 07        |
|                   | M 23            | 23                                 | Gesa Felicitas Krause        | GER              | 26 Aug 15 | 31 139        | Habiba Ghribi               | TUN 26 Aug 15        |
|                   | F 18            | 70                                 | Rosefine Chepngetich         | KEN              | 26 Aug 15 | 34 248        | Mardrea Hymen               | JAM 27 Aug 07        |
| 400m Hurdles      | C 17            | 72                                 | Karoline Bjerkeli Grøvdal    | NOR              | 25 Aug 07 | 38 271        | Minori Hayakari             | JPN 27 Aug 11        |
|                   | G 21            | 364                                | Brianna Rollins              | USA              | 17 Aug 13 | 34 285        | Brigitte Foster-Hylton      | JAM 19 Aug 09        |
|                   | M 21            | 241                                | Glory Alozie                 | NGR              | 28 Aug 99 | 35 129        | Ludmila Engquist            | SWE 28 Aug 99        |
| High Jump         | F 20            | 290                                | LaVonna Martin               | USA              | 4 Sep 87  | 35 141        | Patricia Girard             | FRA 27 Aug 03        |
|                   | C 17            | 75                                 | Manuela Bosco                | FIN              | 25 Aug 99 | 38 68         | Irina Lenskiy               | ISR 19 Aug 09        |
|                   | G 20            | 292                                | Jana Pittman                 | AUS              | 28 Aug 03 | 31 324        | Nezha Bidouane              | MAR 8 Aug 01         |
| Pole Vault        | M 19            | 305                                | Petra Pfaff                  | GDR              | 16 Aug 80 | 36 226        | Sandra Glover               | USA 13 Aug 05        |
|                   | F 19            | 137                                | Esther Mahr                  | USA              | 16 Aug 80 | 36 226        | Sandra Glover               | USA 13 Aug 05        |
|                   | C 16            | 99                                 | Mirenda Francourt            | SEY              | 26 Aug 91 | 37 321        | Tatyana Tereshchuk-Antipova | UKR 28 Aug 07        |
| Long Jump         | G 20            | 337                                | Ioamnet Quintero             | CUB              | 21 Aug 93 | 32 63         | Inga Babakova               | UKR 29 Aug 99        |
|                   | M 20            | 243                                | Emma Green                   | SWE              | 8 Aug 05  | 34 138        | Ruth Beitia                 | ESP 17 Aug 13        |
|                   | F 17            | 277                                | Blanka Vlašić                | CRO              | 12 Aug 01 | 36 150        | Ruth Beitia                 | ESP 29 Aug 15        |
| Triple Jump       | C 16            | 139                                | Zheng Xingjuan               | CHN              | 6 Aug 05  | 41 75         | Venelina Veneva-Mateeva     | BUL 27 Aug 15        |
|                   | G 23            | 40                                 | Svetlana Feofanova           | RUS              | 25 Aug 03 | 31 71         | Yelena Isinbaeva            | RUS 13 Aug 13        |
|                   | M 20            | 360                                | Monika Pyrek                 | POL              | 6 Aug 01  | 34 163        | Fabiana Murer               | BRA 26 Aug 15        |
| Shot Put          | F 20            | 322                                | Caroline Hingst              | GER              | 6 Aug 01  | 34 163        | Fabiana Murer               | BRA 26 Aug 15        |
|                   | C 16            | 306                                | Vicky Parnov                 | AUS              | 26 Aug 07 | 38 143        | Stacy Dragila               | USA 15 Aug 09        |
|                   | G 18            | 241                                | Heike Daute                  | GDR              | 14 Aug 83 | 31 238        | Fiona May                   | ITA 7 Aug 01         |
| Discus Throw      | M 18            | 241                                | Heike Daute                  | GDR              | 14 Aug 83 | 33 64         | Niurka Montalvo             | ESP 7 Aug 01         |
|                   | F 18            | 241                                | Heike Daute                  | GDR              | 14 Aug 83 | 37 361        | Valentina Gotovska          | LAT 30 Aug 03        |
|                   | C 17            | 284                                | Beatrice Utundu              | NGR              | 3 Sep 87  | 37 361        | Valentina Gotovska          | LAT 30 Aug 03        |
| Hammer Throw      | G 22            | 291                                | Yargelis Savigne             | CUB              | 31 Aug 07 | 31 193        | Caterine Ibargüen           | COL 24 Aug 15        |
|                   | M 20            | 267                                | Yargelis Savigne             | CUB              | 7 Aug 05  | 32 26         | Yolanda Chen                | RUS 21 Aug 93        |
|                   | F 19            | 190                                | Ren Ruiping                  | CHN              | 10 Aug 95 | 39 18         | Yamilé Aldama               | GBR 1 Sep 11         |
| Javelin Throw     | C 16            | 304                                | Maria Londa                  | INA              | 29 Aug 07 | 39 18         | Yamilé Aldama               | GBR 1 Sep 11         |
|                   | G 22            | 324                                | Valerie Vili                 | NZL              | 26 Aug 07 | 34 75         | Svetlana Krivelyova         | RUS 27 Aug 03        |
|                   | M 20            | 204                                | Gong Lijiao                  | CHN              | 16 Aug 09 | 34 224        | Vita Pavlysh                | UKR 27 Aug 03        |
| Heptathlon        | F 18            | 214                                | Gong Lijiao                  | CHN              | 26 Aug 07 | 38 112        | Li Meisu                    | CHN 7 Aug 97         |
|                   | C 17            | 167                                | Emel Dereli                  | TUR              | 11 Aug 13 | 39 172        | Judy Oakes                  | GBR 5 Aug 97         |
|                   | G 21            | 87                                 | Dani Samuels                 | AUS              | 21 Aug 09 | <b>40 268</b> | <b>Ellina Zvereva</b>       | <b>BLR 11 Aug 01</b> |
| 10Km/10,000m Walk | M 21            | 87                                 | Dani Samuels                 | AUS              | 21 Aug 09 | <b>40 268</b> | <b>Ellina Zvereva</b>       | <b>BLR 11 Aug 01</b> |
|                   | F 18            | 156                                | Ilke Wyludda                 | GDR              | 31 Aug 87 | <b>41 302</b> | <b>Irina Yatchenko</b>      | <b>BLR 29 Aug 07</b> |
|                   | C 16            | 304                                | Siniva Marsters              | COK              | 7 Aug 97  | <b>48 276</b> | <b>Ellina Zvereva</b>       | <b>BLR 19 Aug 09</b> |
| 10Km/10,000m Walk | G 20            | 261                                | Yipsi Moreno                 | CUB              | 7 Aug 01  | 30 19         | Anita Włodarczyk            | POL 27 Aug 15        |
|                   | M 20            | 261                                | Yipsi Moreno                 | CUB              | 7 Aug 01  | 32 328        | Olga Kuzenkova              | RUS 28 Aug 03        |
|                   | <b>F 15 138</b> | <b>Zhang Wenxiu</b>                | <b>CHN</b>                   | <b>7 Aug 01</b>  | 35 148    | Lorraine Shaw | GBR 28 Aug 03               |                      |
| 10Km/10,000m Walk | C 15            | 137                                | Zhang Wenxiu                 | CHN              | 6 Aug 01  | 38 253        | Elena Teloni                | CYP 26 Aug 03        |
|                   | G 21            | 265                                | Osleidys Menéndez            | CUB              | 6 Aug 01  | 37 48         | Steffi Nerius               | GER 18 Aug 09        |
|                   | M 21            | 10                                 | Mikaela Ingberg              | FIN              | 8 Aug 95  | 37 48         | Steffi Nerius               | GER 18 Aug 09        |
| 10Km/10,000m Walk | F 17            | 268                                | Osleidys Menéndez            | CUB              | 9 Aug 97  | 40 59         | Laverne Eve                 | BAH 14 Aug 05        |
|                   | C 15            | 283                                | Liang Lili                   | CHN              | 26 Aug 99 | 42 74         | Laverne Eve                 | BAH 29 Aug 07        |
|                   | G 20            | 203                                | Carolina Klüft               | SWE              | 24 Aug 03 | 32 46         | Sabine Braun                | GER 4 Aug 97         |
| 10Km/10,000m Walk | M 20            | 203                                | Carolina Klüft               | SWE              | 24 Aug 03 | 35 147        | Jane Frederick              | USA 1 Sep 87         |
|                   | F 20            | 195                                | Nadine Visser                | NED              | 23 Aug 15 | 35 147        | Jane Frederick              | USA 1 Sep 87         |
|                   | C 18            | 200                                | Yorgelis Rodríguez           | CUB              | 13 Aug 13 | 36 197        | Tatyana Alisevich           | BLR 7 Aug 05         |
| 10Km/10,000m Walk | G 18            | 135                                | Irina Stankina               | RUS              | 7 Aug 95  | 28 181        | Irina Strakhova             | URS 1 Sep 87         |
|                   | M 18            | 135                                | Irina Stankina               | RUS              | 7 Aug 95  | 31 210        | Ileana Salvador             | ITA 14 Aug 93        |
|                   | F 16            | 153                                | Jin Bingyi                   | CHN              | 1 Sep 87  | 32 173        | Irina Strakhova             | URS 24 Aug 91        |
| 10Km/10,000m Walk | C 16            | 153                                | Jin Bingyi                   | CHN              | 1 Sep 87  | 43 333        | Helen Low                   | SGP 14 Aug 93        |

| EVENT          | AGE  | YOUNGEST | COUNTRY                     | DATE | AGE       | OLDEST | COUNTRY           | DATE          |
|----------------|------|----------|-----------------------------|------|-----------|--------|-------------------|---------------|
| 20Km Walk      | G 20 | 274      | Yelena Lashmanova           | RUS  | 13 Aug 13 | 37 204 | Yelena Nikolayeva | RUS 24 Aug 03 |
|                | M 19 | 297      | Anisya Kirdyapkina          | RUS  | 16 Aug 09 | 38 86  | Kerry Junna-Saxby | AUS 27 Aug 99 |
|                | F 18 | 22       | Anežka Drahotová            | CZE  | 13 Aug 13 | 38 86  | Kerry Junna-Saxby | AUS 27 Aug 99 |
|                | C 18 | 22       | Anežka Drahotová            | CZE  | 13 Aug 13 | 46 269 | Teresa Vaill      | USA 16 Aug 09 |
| 4 x 100m Relay | G 19 | 51       | Silke Gladisch              | GDR  | 10 Aug 83 | 35 144 | Patricia Girard   | FRA 30 Aug 03 |
|                | M 17 | 257      | Dina Asher-Smith            | GBR  | 18 Aug 13 | 37 344 | Chandra Sturru    | BAH 22 Aug 09 |
|                | F 17 | 66       | Vernicha James              | GBR  | 11 Aug 01 | 37 344 | Chandra Sturru    | BAH 22 Aug 09 |
| 4 x 400m Relay | C 16 | 133      | Liang Xiaojing <sup>2</sup> | CHN  | 18 Aug 13 | 43 111 | Merlene Ottey     | SLO 29 Aug 03 |
|                | G 18 | 186      | Sanya Richards              | USA  | 31 Aug 03 | 36 361 | Jearl Miles Clark | USA 31 Aug 03 |
|                | M 18 | 186      | Sanya Richards              | USA  | 31 Aug 03 | 36 361 | Jearl Miles Clark | USA 31 Aug 03 |
|                | F 15 | 237      | Doris Jacob                 | NGR  | 10 Aug 97 | 36 361 | Jearl Miles Clark | USA 31 Aug 03 |
|                | C 15 | 236      | Doris Jacob                 | NGR  | 9 Aug 97  | 37 202 | Norfalia Carabalí | ESP 11 Aug 01 |

1 Dibaba's 2003 World Championship entry form listed a birthdate of June 1, 1985 which would mean she was 18 years and 90 days when she won that year. At subsequent events a birthday of October 1, 1985 was given for her and it is this date on which the statistics above are based

2 Elizabeth Wilson GHA , born 1967 and competing on 10 Aug 83 could be younger, but her exact birthdate is not known

## YOUNGEST EVER CHAMPIONS

### Men

|                    |        |                       |     |           |
|--------------------|--------|-----------------------|-----|-----------|
| 5000 Metres        | 18 177 | Ismael Kirui          | KEN | 16 Aug 93 |
| 5000 Metres        | 18 299 | Eliud Kipchoge        | KEN | 31 Aug 03 |
| 400 Metres         | 18 363 | Kirani James          | GRN | 30 Aug 11 |
| 4 x 400m Relay     | 19 183 | Arman Hall            | USA | 16 Aug 13 |
| 800m               | 19 215 | Mohammed Aman         | ETH | 13 Aug 13 |
| Pole Vault         | 19 253 | Sergey Bubka          | URS | 14 Aug 83 |
| Marathon           | 19 281 | Ghirmay Ghebreslassie | ERI | 22 Aug 15 |
| High Jump          | 19 282 | Gennadiy Avdeyenko    | URS | 13 Aug 83 |
| 3000m Steeplechase | 19 334 | Moses Kiptanui        | KEN | 31 Aug 91 |
| 20Km Walk          | 20 108 | Alexander Ivanov      | RUS | 11 Aug 13 |

### Women

|                |        |                 |     |           |   |
|----------------|--------|-----------------|-----|-----------|---|
| 5000 Metres    | 17 333 | Tirunesh Dibaba | ETH | 30 Aug 03 | (Assuming her birthdate is October 1, 1985) |
| 10Km Walk      | 18 135 | Irina Stankina  | RUS | 7 Aug 95  |   |
| 4 x 400m Relay | 18 186 | Sanya Richards  | USA | 31 Aug 03 |   |
| 800 Metres     | 18 224 | Caster Semenya  | RSA | 19 Aug 09 |   |
| Long Jump      | 18 241 | Heike Daute     | GDR | 14 Aug 83 |   |
| 4x100m Relay   | 19 51  | Silke Gladisch  | GDR | 10 Aug 83 |   |
| 10,000 Metres  | 19 137 | Sally Barsosio  | KEN | 5 Aug 97  |   |
| 1500 Metres    | 19 241 | Liu Dong        | CHN | 22 Aug 93 |   |
| 10,000 Metres  | 19 253 | Linet Masai     | KEN | 15 Aug 09 |   |
| 200 Metres     | 19 267 | Allyson Felix   | USA | 12 Aug 05 |   |

## OLDEST EVER CHAMPIONS

### Men

|                |        |                     |     |           |
|----------------|--------|---------------------|-----|-----------|
| 50Km Walk      | 37 258 | Veniamin Soldatenko | URS | 18 Sep 76 |
| Hammer Throw   | 36 325 | Koji Murofushi      | JPN | 29 Aug 11 |
| Marathon       | 36 308 | Abel Antón          | ESP | 28 Aug 99 |
| Hammer Throw   | 36 75  | Yuriy Sedykh        | URS | 25 Aug 91 |
| 50Km Walk      | 35 167 | Robert Heffernan    | IRL | 14 Aug 13 |
| Triple Jump    | 35 88  | Jonathan Edwards    | GBR | 6 Aug 01  |
| Javelin Throw  | 35 57  | Jan Železný         | CZE | 12 Aug 01 |
| 4 x 400m Relay | 35 51  | Timothy Munnings    | BAH | 12 Aug 01 |
| 50Km Walk      | 35 28  | Robert Korzeniowski | POL | 27 Aug 03 |
| Marathon       | 34 290 | Abel Antón          | ESP | 10 Aug 97 |

### Women

|                |        |                   |     |           |
|----------------|--------|-------------------|-----|-----------|
| Discus Throw   | 40 268 | Ellina Zvereva    | BLR | 11 Aug 01 |
| Discus Throw   | 39 219 | Franka Dietzsch   | GER | 29 Aug 07 |
| Discus Throw   | 37 298 | Irina Yatchenko   | BLR | 25 Aug 03 |
| 20km Walk      | 37 204 | Yelena Nikolayeva | RUS | 24 Aug 03 |
| Discus Throw   | 37 201 | Franka Dietzsch   | GER | 11 Aug 05 |
| Javelin Throw  | 37 48  | Steffi Nerius     | GER | 18 Aug 09 |
| 4 x 400m Relay | 36 361 | Jearl Miles Clark | USA | 31 Aug 03 |
| 4 x 100m Relay | 35 144 | Patricia Girard   | FRA | 30 Aug 03 |
| 200 Metres     | 35 92  | Merlene Ottey     | JAM | 10 Aug 95 |
| Marathon       | 35 43  | Catherine Ndereba | KEN | 2 Sep 07  |

# PLACING TABLES

Eight points are given for a gold medal down to one for eighth place. Points are shared in the case of a tie. The columns in the overall placing tables do not all add up to 682 because of ties, non-finishers, disqualifications and non-starters. Reflected are oping disqualifications confirmed to the editor as at June 30, 2017.

Number of World Championship events

|                 | Men        | Women      | Totals     |
|-----------------|------------|------------|------------|
| Malmö 1976      | 1          | 0          | 1          |
| Sittard 1980    | 0          | 2          | 2          |
| Helsinki 1983   | 24         | 17         | 41         |
| Rome 1987       | 24         | 19         | 43         |
| Tokyo 1991      | 24         | 19         | 43         |
| Stuttgart 1993  | 24         | 20         | 44         |
| Gothenburg 1995 | 24         | 20         | 44         |
| Athens 1997     | 24         | 20         | 44         |
| Seville 1999    | 24         | 22         | 46         |
| Edmonton 2001   | 24         | 22         | 46         |
| Paris 2003      | 24         | 22         | 46         |
| Helsinki 2005   | 24         | 23         | 47         |
| Osaka 2007      | 24         | 23         | 47         |
| Berlin 2009     | 24         | 23         | 47         |
| Daegu 2011      | 24         | 23         | 47         |
| Moscow 2013     | 24         | 23         | 47         |
| Beijing 2015    | 24         | 23         | 47         |
| <b>Totals</b>   | <b>361</b> | <b>321</b> | <b>682</b> |

## ALL WORLD CHAMPIONSHIPS

### OVERALL

|                  | Gold | Silver | Bronze | 4th   | 5th   | 6th   | 7th   | 8th   | Medals | Points |
|------------------|------|--------|--------|-------|-------|-------|-------|-------|--------|--------|
| USA              | 145  | 94+1=  | 80+2=  | 62+5= | 72+3= | 62+2= | 62+1= | 58+4= | 322    | 3320   |
| GER <sup>1</sup> | 59   | 56     | 60+2=  | 69+2= | 60+1= | 59+1= | 49+5= | 40+1= | 177    | 2156.5 |
| RUS              | 48   | 51+5=  | 50+3=  | 50+2= | 45+3= | 45+1= | 38+1= |       | 41     | 1795.5 |
| KEN              | 50   | 46     | 33     | 37    | 33    | 21    | 38    | 16    | 129    | 1392   |
| JAM              | 31   | 44     | 35+1=  | 25    | 24    | 21    | 24    | 20    | 111    | 1123.5 |
| GBR              | 25   | 31     | 36     | 32+2= | 43+1= | 24    | 26+1= | 18    | 92     | 1120.5 |
| URS <sup>2</sup> | 23   | 25+2=  | 28     | 21+1= | 17    | 12    | 11    | 17+1= | 78     | 793    |
| ETH              | 25   | 22     | 25     | 18    | 15    | 13    | 16    | 13    | 72     | 738    |
| FRA              | 10   | 17     | 19+1=  | 21    | 25+1= | 26    | 23+1= | 29+1= | 47     | 679.6  |
| CUB              | 21   | 22+1=  | 12     | 27    | 7+2=  | 15    | 20    | 17    | 56     | 672.5  |
| CHN              | 13   | 17+1=  | 15     | 19    | 25    | 16+1= | 17    | 15    | 46     | 614    |
| POL              | 15   | 11+1=  | 14+3=  | 21+1= | 16    | 18+1= | 21+1= | 18+2= | 44     | 595.3  |
| ITA              | 11   | 14+1=  | 15     | 12    | 17+2= | 22    | 28+3= | 25+1= | 41     | 568    |
| ESP              | 7    | 16     | 14+1=  | 15    | 18    | 22    | 11    | 16    | 38     | 508.5  |
| UKR              | 11   | 8+2=   | 13     | 19    | 17    | 14+1= | 19+1= | 7     | 34     | 487.6  |
| AUS              | 10   | 12     | 11     | 10    | 16    | 9     | 13    | 11+1= | 33     | 408.3  |
| BLR              | 10   | 13     | 12     | 8     | 9     | 11    | 13    | 6     | 35     | 384    |
| CAN              | 6    | 13     | 11+1=  | 7     | 11    | 16+3= | 9     | 19    | 31     | 382    |
| JPN              | 4    | 6      | 13     | 10    | 13    | 15    | 10    | 9     | 23     | 328    |
| MAR              | 10   | 11     | 7      | 11    | 6     | 7     | 9     | 5     | 28     | 322    |
| ROU              | 5    | 8      | 10     | 6+1=  | 11    | 18    | 5+1=  | 10    | 23     | 310    |
| FIN              | 7    | 8      | 7      | 11    | 12    | 10    | 4     | 10    | 22     | 305    |
| CZE              | 13   | 5      | 4      | 7+1=  | 8+3=  | 6+2=  | 11+1= | 8+1=  | 22     | 298.5  |
| SWE              | 8    | 4      | 5      | 7+3=  | 8+2=  | 9+1=  | 10+3= | 8     | 17     | 267.7  |
| POR              | 5    | 6      | 6      | 11    | 8     | 7     | 7     | 5     | 17     | 245    |
| BAH              | 7    | 7      | 7      | 7     | 5+1=  | 6     | 5     | 4     | 21     | 237.5  |
| BUL              | 5    | 3      | 8      | 9     | 6+1=  | 6     | 10    | 10    | 16     | 229.5  |
| RSA              | 9    | 5      | 7      | 2     | 6     | 8     | 7     | 8     | 21     | 229    |
| BRA              | 1    | 6      | 5      | 7     | 9+1=  | 11+1= | 9     | 10    | 12     | 218    |
| GRE              | 4    | 6      | 10     | 1     | 4+1=  | 9     | 5     | 8     | 20     | 203.5  |
| HUN              | -    | 6      | 5      | 14    | 3     | 8     | 6+1=  | 4     | 11     | 195.5  |
| NGR              | -    | 4      | 4      | 6     | 11    | 15    | 7     | 8+1=  | 8      | 193.5  |
| NOR              | 7    | 4      | 3      | 5+2=  | 4     | 7     | 2     | 5     | 14     | 182    |
| NED              | 2    | 5      | 6      | 2     | 4+1=  | 3+1=  | 5     | 9     | 13     | 146    |
| MEX              | 3    | 3      | 7      | 6     | 2     | 3     | 3     | 4     | 13     | 144    |
| TTO              | 2    | 5      | 6      | 1     | 3     | 5     | 7     | 1     | 13     | 134    |
| TCH <sup>3</sup> | 4    | 4      | 3      | 3     | 2     | 6     | 6     | 2     | 11     | 133    |
| ALG              | 6    | -      | 3      | 2     | 5     | 1     | 1     | 3     | 9      | 104    |
| NZL              | 5    | 1      | -      | 4     | 2     | 4     | 1     | 2     | 6      | 91     |
| EST              | 2    | 4      | 2      | 4     | -     | 2     | 3     | 3     | 8      | 91     |

|                  | Gold | Silver | Bronze | 4th | 5th | 6th  | 7th  | 8th  | Medals | Points |
|------------------|------|--------|--------|-----|-----|------|------|------|--------|--------|
| SUI              | 4    | -      | 3      | 3   | 3   | 3    | -    | 3    | 7      | 89     |
| IRL              | 4    | 2      | -      | 3   | 1   | 4+1= | 2    | 1+1= | 6      | 85     |
| BRN              | 5    | 1      | 2      | -   | 2   | 3    | 2    | 1    | 8      | 81     |
| BEL              | -    | 1      | 4      | 3   | 5   | 3    | 1    | 2    | 5      | 79     |
| LTU              | 2    | 2      | 1      | 4   | 1   | 3    | 3    | 2+1= | 5      | 77.5   |
| QAT              | 2    | 2      | 1      | 3   | -   | 2    | 5    | 1    | 5      | 68     |
| SLO              | 1    | 1      | 2      | 3   | 4   | -    | 3+1= | 1    | 4      | 66     |
| UGA              | 2    | 1      | 2      | 3   | -   | 3    | -    | 2    | 5      | 61     |
| NAM              | 1    | 4      | -      | 2   | 1   | 2    | 1    | -    | 5      | 58     |
| KAZ              | -    | 3      | 4      | 1   | -   | -    | 2=   | 4    | 7      | 56.1   |
| DOM              | 2    | 1      | 1      | 2   | 2   | 1    | 1    | 2    | 4      | 54     |
| CRO              | 3    | 3      | -      | -   | -   | 1    | 2    | 1    | 6      | 53     |
| COL              | 3    | -      | 1      | 1   | 1   | 2    | 3    | 1    | 4      | 52     |
| DEN              | 3    | -      | 1      | 3   | 1   | -    | -    | 1    | 4      | 50     |
| MOZ              | 3    | 1      | 1      | 2   | -   | -    | 1    | -    | 5      | 49     |
| LAT              | -    | 1      | 1      | 3   | 1   | 2    | 4    | 3    | 2      | 49     |
| SVK              | 1    | -      | 3      | -   | 1   | 1    | -    | 7    | 4      | 40     |
| ERI              | 1    | 1      | -      | 3   | -   | 2    | -    | 2    | 2      | 38     |
| TUR              | -    | 1      | 1      | -   | 3   | 2    | 2    | 3    | 2      | 38     |
| SKN              | 1    | -      | 3+1=   | -   | 1   | -    | -    | -    | 5      | 35.5   |
| YUG <sup>4</sup> | -    | -      | -      | 2   | 3   | 2    | 2    | 2+1= | 0      | 34.3   |
| ECU              | 3    | 1      | -      | -   | -   | -    | -    | 2    | 4      | 33     |
| TUN              | 1    | 1      | 1      | -   | 3   | -    | -    | -    | 3      | 33     |
| BAR              | 1    | -      | -      | 3   | -   | 3    | -    | 1    | 1      | 33     |
| SEN              | 1    | -      | 1      | -   | 1   | 1    | 5    | 1    | 2      | 32     |
| GHA              | -    | 1      | 1      | 1   | 1   | -    | 3    | 3    | 2      | 31     |
| AUT              | -    | 1      | 1      | -   | -   | 2    | 5    | 2    | 2      | 31     |
| KSA              | -    | -      | 1      | 2   | 2   | 1    | -    | 4    | 1      | 31     |
| SRB              | -    | -      | 3      | 1   | -   | 1    | 2    | -    | 3      | 30     |
| TJK              | 2    | 1      | -      | -   | 1   | -    | -    | -    | 3      | 27     |
| ISR              | -    | 2      | 1      | -   | -   | 1    | 2    | -    | 3      | 27     |
| ZAM              | 1    | 2      | -      | -   | 1   | -    | -    | -    | 3      | 26     |
| GRN              | 1    | -      | 1      | -   | -   | 3    | 1    | 1    | 2      | 26     |
| PAN              | 1    | 1      | -      | 1   | -   | 1    | 1    | -    | 2      | 25     |
| TAN              | -    | 1      | -      | -   | 3   | 2    | -    | -    | 1      | 25     |
| BOT              | 1    | 1      | -      | -   | 1   | -    | 2    | -    | 2      | 23     |
| CIV              | -    | 2      | -      | -   | 1   | -    | 2    | -    | 2      | 22     |
| SUR              | -    | 1      | 1      | 1   | 1   | -    | -    | -    | 2      | 22     |
| BDI              | -    | 1      | 1      | -   | 1   | 1    | 1    | -    | 2      | 22     |
| BER              | -    | 1      | -      | -   | 2   | 2    | -    | 1    | 1      | 22     |
| CMR              | -    | 2      | -      | -   | -   | 1    | 2    | -    | 2      | 21     |
| DJI              | -    | 2      | 1      | -   | -   | -    | -    | -    | 3      | 20     |
| MRI              | -    | -      | -      | 1   | 3   | 1    | -    | -    | 0      | 20     |
| KOR              | -    | -      | 1      | 1   | -   | 1+1= | -    | 1    | 1      | 17.5   |
| PUR              | -    | 2      | -      | -   | -   | 1    | -    | -    | 2      | 17     |
| CYP              | -    | 1      | 1      | -   | -   | 1    | -    | 1    | 2      | 17     |
| IND              | -    | -      | 1      | 1   | -   | -    | 2    | 2    | 1      | 17     |
| SUD              | -    | 1      | 2      | -   | 1   | 1    | -    | -    | 1      | 16     |
| SOM              | 1    | -      | 1      | -   | -   | -    | -    | -    | 2      | 14     |
| SYR              | 1    | -      | 1      | -   | -   | -    | -    | -    | 2      | 14     |
| EGY              | -    | 1      | -      | -   | -   | 1    | 2    | -    | 1      | 14     |
| PRK              | 1    | -      | -      | -   | 1   | -    | -    | -    | 1      | 13     |
| SRI              | -    | 1      | 1      | -   | -   | -    | -    | -    | 2      | 13     |
| CAY              | -    | -      | 1      | -   | 1   | -    | -    | 3    | 1      | 13     |
| ZIM              | -    | -      | 1      | -   | -   | 2    | -    | -    | 1      | 12     |
| ANT              | -    | -      | -      | 1   | 1   | 1    | -    | -    | 0      | 12     |
| AHO              | -    | -      | -      | -   | 2   | 1    | -    | -    | 0      | 11     |
| DMA              | -    | -      | 1      | -   | -   | 1    | -    | -    | 1      | 9      |
| IRI              | -    | -      | 1      | -   | -   | -    | 1    | -    | 1      | 8      |
| BIH              | -    | -      | 1      | -   | -   | -    | -    | 1    | 1      | 7      |
| ISV              | -    | -      | -      | 1   | -   | -    | 1    | -    | 0      | 7      |
| ASA              | -    | -      | 1      | -   | -   | -    | -    | -    | 1      | 6      |
| HAI              | -    | -      | 1      | -   | -   | -    | -    | -    | 1      | 6      |
| ISL              | -    | -      | -      | -   | -   | 2    | -    | -    | 0      | 6      |
| SLE              | -    | -      | -      | 1   | -   | -    | -    | -    | 0      | 5      |
| UZB              | -    | -      | -      | -   | 1   | -    | -    | 1=   | 0      | 4.5    |
| CHA              | -    | -      | -      | -   | 1   | -    | -    | -    | 0      | 4      |
| IWP (YUG)        | -    | -      | 3+1=   | -   | -   | 1    | -    | -    | 0      | 4      |
| AIA              | -    | -      | -      | -   | -   | 1    | -    | -    | 0      | 3      |
| CHI              | -    | -      | -      | -   | -   | 1    | -    | -    | 0      | 3      |
| ARG              | -    | -      | -      | -   | -   | -    | 1    | 1    | 0      | 3      |
| SCG              | -    | -      | -      | -   | -   | -    | 1    | 1    | 0      | 3      |
| AZE              | -    | -      | -      | -   | -   | -    | 1    | -    | 0      | 2      |
| GUA              | -    | -      | -      | -   | -   | -    | 1    | -    | -      | 2      |



| All   | Gold        | Silver         | Bronze         | 4th            | 5th            | 6th            | 7th            | 8th            | Medals        | Points        | mAll             | Gold             | Silver     | Bronze        | 4th            | 5th            | 6th            | 7th           | 8th           | Medals        | Points      |               |
|---|-------------|----------------|----------------|----------------|----------------|----------------|----------------|----------------|---------------|---------------|------------------|------------------|------------|---------------|----------------|----------------|----------------|---------------|---------------|---------------|-------------|---------------|
| LCA   | -           | -              | -              | -              | -              | -              | -              | 1              | -             | 0             | 2                | NGR              | -          | 2             | 3              | 3              | 3              | 6             | 2             | 5             | 5           | 86            |
| RWA   | -           | -              | -              | -              | -              | -              | -              | 1              | -             | 0             | 2                | TCH <sup>3</sup> | 1          | 2             | 3              | 3              | 1              | 4             | 4             | -             | 6           | 79            |
| MDA   | -           | -              | -              | -              | -              | -              | -              | 2              | 0             | 2             | ALG              | 4                | -          | 2             | 2              | 4              | 1              | -             | 2             | 6             | 75          |               |
| VEN   | -           | -              | -              | -              | -              | -              | -              | 1              | 0             | 1             | GRE              | 1                | 1          | 3             | -              | 2+1=           | 6              | 3             | 2             | 5             | 70.5        |               |
| <b>Totals</b>   | <b>682</b>  | <b>675+14=</b> | <b>668+15=</b> | <b>666+20=</b> | <b>662+23=</b> | <b>661+17=</b> | <b>641+23=</b> | <b>590+17=</b> | <b>2054</b>   | <b>24,432</b> | QAT              | 2                | 2          | 1             | 3              | -              | 2              | 5             | 1             | 5             | 68          |               |
| 1. Breakdown of German placings (GER from 1991):                                |             |                |                |                |                |                |                |                |               |               |                  |                  |            |               |                |                |                |               |               |               |             |               |
| GER   | 35          | 31             | 41+2=          | 53+1=          | 43+1=          | 47+1=          | 36+5=          | 34+1=          | 109           | 1455          | BEL              | -                | 1          | 3             | 3              | 4              | 1              | -             | 2             | 4             | 61          |               |
| GDR   | 21          | 19             | 16             | 6              | 13             | 6              | 5              | 3              | 56            | 510           | SUI              | 4                | -          | 2             | 1              | 1              | 1              | -             | 1             | 6             | 57          |               |
| FRG   | 3           | 6              | 3              | 10+1=          | 4              | 6              | 8              | 3              | 12            | 191.5         | NAM              | 1                | 4          | -             | 2              | 1              | 1              | 1             | -             | 5             | 55          |               |
| <b>Totals</b>   | <b>59</b>   | <b>56</b>      | <b>60+2=</b>   | <b>69+2=</b>   | <b>60+1=</b>   | <b>59+1=</b>   | <b>49+5=</b>   | <b>40+1=</b>   | <b>177</b>    | <b>2156.5</b> | DOM              | 2                | 1          | 1             | 2              | 2              | 1              | 1             | 1             | 4             | 53          |               |
| 2. Breakdown of USSR placings 1983-1991:  |             |                |                |                |                |                |                |                |               |               |                  |                  |            |               |                |                |                |               |               |               |             |               |
| RUS   | 10          | 10             | 12             | 10             | 10             | 9              | 3              | 13             | 32            | 358           | UGA              | 1                | 1          | 2             | 3              | -              | 3              | -             | 2             | 4             | 53          |               |
| UKR   | 8           | 3+1=           | 6              | 5              | 2              | -              | 3              | 1+1=           | 18            | 168           | LTU              | 2                | 2          | -             | 3              | 1              | 1              | -             | -             | 4             | 52          |               |
| BLR   | 2           | 2              | 3              | 1              | 1              | -              | 4              | 1              | 7             | 66            | BUL              | 1                | 1          | 1             | -              | 1+1=           | 2              | 4             | 8             | 3             | 50.5        |               |
| URS   | 2           | 3              | 3              | -              | -              | 1              | 1              | -              | 8             | 60            | BRN              | 3                | 1          | 1             | -              | 1              | 1              | 1             | 1             | 5             | 47          |               |
| KAZ   | 1           | 2              | 1              | -              | -              | -              | -              | 1              | 4             | 29            | SLO              | 1                | 1          | 2             | 1              | 2              | -              | 2             | -             | 4             | 44          |               |
| KGZ   | -           | 1=             | 1              | 1+1=           | -              | -              | -              | -              | 2             | 22            | ERI              | 1                | 1          | -             | 3              | -              | 2              | -             | 2             | 2             | 38          |               |
| LTU   | -           | 2              | -              | -              | -              | 2              | -              | 1              | 2             | 21            | SKN              | 1                | -          | 3+1=          | -              | 1              | -              | -             | -             | 5             | 35.5        |               |
| UZB   | -           | 1              | 1              | 1              | -              | -              | -              | -              | 2             | 18            | DEN              | 3                | -          | -             | 1              | 1              | -              | -             | 1             | 3             | 34          |               |
| LAT   | -           | -              | 1              | -              | 2              | -              | -              | -              | 1             | 14            | ECU              | 3                | 1          | -             | -              | -              | -              | -             | 2             | 4             | 33          |               |
| EST   | -           | 1              | -              | 1              | -              | -              | -              | -              | 1             | 12            | SVK              | 1                | -          | 2             | -              | 1              | 1              | -             | 6             | 3             | 33          |               |
| TJK   | -           | -              | -              | 1              | 1              | -              | -              | -              | 0             | 9             | ROU              | -                | -          | 1             | 1              | 2              | 4              | -             | 1             | 1             | 32          |               |
| ARM   | -           | 1              | -              | -              | -              | -              | -              | -              | 1             | 7             | KSA              | -                | -          | 1             | 2              | 2              | 1              | -             | 4             | 1             | 31          |               |
| MDA   | -           | -              | -              | 1              | -              | -              | -              | -              | 0             | 5             | IRL              | 2                | -          | -             | -              | 1              | 3              | -             | 1=            | 2             | 29.5        |               |
| TKM   | -           | -              | -              | -              | 1              | -              | -              | -              | 0             | 4             | YUG <sup>4</sup> | -                | -          | -             | 2              | 2              | 2              | 2             | 1+1=          | 0             | 29.3        |               |
| <b>Totals</b>   | <b>23</b>   | <b>25+2=</b>   | <b>28</b>      | <b>21+1=</b>   | <b>17</b>      | <b>12</b>      | <b>11</b>      | <b>17+1=</b>   | <b>78</b>     | <b>793</b>    | TJK              | 2                | 1          | -             | -              | 1              | -              | -             | -             | 3             | 27          |               |
| 3. Breakdown of Czechoslovakian placings 1983-1991:                             |             |                |                |                |                |                |                |                |               |               |                  |                  |            |               |                |                |                |               |               |               |             |               |
| CZE   | 4           | 1              | 2              | 2              | 2              | 3              | 4              | 1              | 7             | 87            | ZAM              | 1                | 2          | -             | -              | 1              | -              | -             | -             | 3             | 26          |               |
| SVK   | -           | 2              | 1              | -              | -              | 3              | 2              | -              | 3             | 33            | GRN              | 1                | -          | 1             | -              | -              | 3              | 1             | 1             | 2             | 26          |               |
| TCH   | -           | 1              | -              | 1              | -              | -              | -              | 1              | 1             | 13            | LAT              | -                | -          | -             | 3              | -              | 2              | 2             | 1             | 0             | 26          |               |
| <b>Totals</b>   | <b>4</b>    | <b>4</b>       | <b>3</b>       | <b>3</b>       | <b>2</b>       | <b>6</b>       | <b>6</b>       | <b>2</b>       | <b>11</b>     | <b>133</b>    | PAN              | 1                | 1          | -             | 1              | -              | 1              | 1             | -             | 2             | 25          |               |
| 4. Breakdown of Yugoslavian placings 1983-1991/1995-2001 (excudes IWP in 1993): |             |                |                |                |                |                |                |                |               |               |                  |                  |            |               |                |                |                |               |               |               |             |               |
| SRB   | -           | -              | -              | 1              | 2              | 2              | 2              | 1+1=           | 0             | 24.3          | GHA              | -                | 1          | -             | 1              | 1              | -              | 2             | 3             | 1             | 23          |               |
| YUG   | -           | -              | -              | 1              | -              | -              | -              | -              | 0             | 5             | BDI              | -                | 1          | 1             | -              | 1              | 1              | 1             | -             | 2             | 22          |               |
| SLO   | -           | -              | -              | -              | 1              | -              | -              | -              | 0             | 4             | TAN              | -                | 1          | -             | -              | 3              | 1              | -             | -             | 1             | 22          |               |
| CRO   | -           | -              | -              | -              | -              | -              | -              | 1              | 0             | 1             | BER              | -                | 1          | -             | -              | 2              | 2              | -             | 1             | 1             | 22          |               |
| <b>Totals</b>   | <b>-</b>    | <b>-</b>       | <b>-</b>       | <b>2</b>       | <b>3</b>       | <b>2</b>       | <b>2</b>       | <b>2+1=</b>    | <b>0</b>      | <b>34.3</b>   | NZL              | -                | -          | -             | 2              | -              | 3              | 1             | 1             | 0             | 22          |               |
| <b>ALL WORLD CHAMPIONSHIPS</b>  |             |                |                |                |                |                |                |                |               |               |                  |                  |            |               |                |                |                |               |               |               |             |               |
| <b>MEN</b>  | <b>Gold</b> | <b>Silver</b>  | <b>Bronze</b>  | <b>4th</b>     | <b>5th</b>     | <b>6th</b>     | <b>7th</b>     | <b>8th</b>     | <b>Medals</b> | <b>Points</b> | BAR              | 1                | -          | -             | 2              | -              | 1              | -             | -             | 1             | 21          |               |
| USA   | 95          | 54             | 50+2=          | 36+1=          | 32+3=          | 37+2=          | 28             | 33+2=          | 201           | 1976.5        | KAZ              | -                | 1          | 2             | -              | -              | -              | 1=            | -             | 3             | 20.5        |               |
| KEN   | 36          | 31             | 20             | 26             | 23             | 12             | 26             | 11             | 87            | 946           | DJI              | -                | 2          | 1             | -              | -              | -              | -             | -             | -             | 3           | 20            |
| GER <sup>1</sup>  | 24          | 17             | 28+1=          | 35+2=          | 27+1=          | 29+1=          | 24+3=          | 21             | 70            | 942           | MRI              | -                | -          | -             | 1              | 3              | 1              | -             | -             | 0             | 20          |               |
| GBR   | 17          | 17             | 22             | 19+2=          | 17+1=          | 15             | 14+1=          | 10             | 56            | 646.5         | KOR              | -                | -          | 1             | 1              | -              | 1+1=           | -             | 1             | 1             | 17.5        |               |
| RUS   | 11          | 16+3=          | 16+2=          | 16+1=          | 21+1=          | 15             | 15             | 16             | 48            | 589.5         | PUR              | -                | 2          | -             | -              | -              | 1              | -             | -             | 2             | 17          |               |
| JAM   | 13          | 17             | 12             | 9              | 9              | 10             | 11             | 7              | 42            | 435           | ISR              | -                | 1          | 1             | -              | -              | -              | -             | 2             | -             | 2           | 17            |
| FRA   | 5           | 11             | 9+1=           | 12             | 18+1=          | 17             | 14             | 18+1=          | 26            | 408           | COL              | 1                | -          | -             | 1              | -              | -              | 1             | 1             | 1             | 16          |               |
| ETH   | 12          | 14             | 11             | 8              | 6              | 7              | 11             | 8              | 37            | 375           | CYP              | -                | 1          | 1             | -              | -              | 1              | -             | -             | 2             | 16          |               |
| POL   | 11          | 9              | 11+3=          | 9              | 10             | 9              | 9              | 5+2=           | 34            | 368.3         | SOM              | 1                | -          | 1             | -              | -              | -              | -             | -             | 2             | 14          |               |
| ESP   | 6           | 14             | 8              | 10             | 12             | 15             | 8              | 11             | 28            | 364           | EGY              | -                | 1          | -             | -              | -              | 1              | 2             | -             | 1             | 14          |               |
| URS <sup>2</sup>  | 10          | 10+2=          | 13             | 8+1=           | 9              | 5              | 4              | 9              | 35            | 353.5         | TUN              | -                | -          | -             | 1              | -              | 2              | -             | -             | -             | 1           | 14            |
| ITA   | 8           | 9              | 9              | 7              | 10+2=          | 10             | 21+1=          | 12+1=          | 26            | 348           | SEN              | -                | -          | -             | -              | 1              | -              | 5             | -             | 0             | 14          |               |
| CUB   | 7           | 13+1=          | 6              | 16             | 2+2=           | 4              | 9              | 8              | 27            | 322.5         | TUR              | -                | -          | -             | -              | 1              | 2              | 1             | 1             | 0             | 13          |               |
| MAR   | 8           | 7              | 6              | 7              | 6              | 7              | 8              | 5              | 21            | 250           | ZIM              | -                | -          | 1             | -              | -              | 2              | -             | -             | 1             | 12          |               |
| CAN   | 5           | 8              | 11+1=          | 3              | 4              | 4+2=           | 4              | 13             | 25            | 236.5         | ANT              | -                | -          | -             | 1              | 1              | 1              | -             | -             | 0             | 12          |               |
| AUS   | 4           | 6              | 7              | 8              | 9              | 4              | 5              | 6+1=           | 17            | 220.3         | SUD              | -                | 1          | -             | -              | 1              | -              | -             | -             | 1             | 11          |               |
| FIN   | 5           | 8              | 5              | 5              | 8              | 4              | 3              | 7              | 18            | 208           | SRB              | -                | -          | 1             | -              | -              | 1              | 1             | -             | 1             | 11          |               |
| UKR   | 5           | 1+1=           | 6              | 10             | 4              | 7+1=           | 4              | 3              | 13            | 189.5         | AHO              | -                | -          | -             | -              | 2              | 1              | -             | -             | 0             | 11          |               |
| JPN   | 2           | 1              | 8              | 4              | 10             | 12             | 7              | 5              | 11            | 186           | DMA              | -                | -          | 1             | -              | -              | 1              | -             | -             | 1             | 9           |               |
| RSA   | 5           | 5              | 5              | 2              | 5              | 7              | 5              | 5              | 15            | 171           | IRI              | -                | -          | 1             | -              | -              | -              | 1             | -             | 1             | 8           |               |
| BRA   | -           | 5              | 5              | 6              | 7              | 9              | 5              | 8              | 10            | 168           | CIV              | -                | -          | -             | -              | 1              | -              | 2             | -             | 0             | 8           |               |
| CHN   | 2           | 6+1=           | 4              | 3              | 6              | 4              | 6              | 5              | 13            | 156.5         | BIH              | -                | -          | 1             | -              | -              | -              | -             | 1             | 1             | 7           |               |
| CZE   | 8           | 2              | 2              | 4              | 3+3=           | 2              | 4+1=           | 5              | 12            | 152           | ISV              | -                | -          | -             | 1              | -              | -              | 1             | -             | 0             | 7           |               |
| BLR   | 4           | 5              | 4              | 3              | 3              | 6              | 7              | 2              | 13            | 152           | HAI              | -                | -          | 1             | -              | -              | -              | -             | -             | 1             | 6           |               |
| HUN   | -           | 6              | 4              | 10             | 3              | 4              | 4              | 1              | 10            | 149           | BOT              | -                | -          | -             | -              | 1              | -              | 1             | -             | 0             | 6           |               |
| SWE   | 2           | 2              | 1              | 5+1=           | 7+1=           | 5+1=           | 8              | 5              | 5             | 134.5         | AUT              | -                | -          | -             | -              | -              | -              | 2             | 2             | 0             | 6           |               |
| BAH   | 4           | 3              | 4              | 4              | 2+1=           | 3              | 1              | 2              | 11            | 121.5         | CAY              | -                | -          | -             | -              | 1              | -              | -             | 1             | 0             | 5           |               |
| MEX   | 2           | 3              | 5              | 5              | 2              | 2              | 2              | 3              | 10            | 113           | UZB              | -                | -          | -             | -              | 1              | -              | -             | -             | 0             | 4           |               |
| TTO   | 2           | 5              | 3              | 1              | 2              | 3              | 6              | 1              | 10            | 104           | IWP (YUG)        | -                | -          | -             | -              | 1              | -              | -             | -             | 0             | 4           |               |
| NOR   | 2           | 4              | 1              | 3+2=           | 3              | 3              | 1              | 5              | 7             | 102           | IND              | -                | -          | -             | -              | -              | -              | 2             | -             | 0             | 4           |               |
| NED   | 1           | 4              | 4              | -              | 4+1=           | 1+1=           | 4              | 2              | 9             | 94            | CHI              | -                | -          | -             | -              | -              | 1              | -             | -             | 0             | 3           |               |
| POR   | 1           | 2              | 3              | 4              | 5              | 3              | 1              | 3              | 6             | 94            | ISL              | -                | -          | -             | -              | -              | 1              | -             | -             | 0             | 3           |               |
| EST   | 2           | 4              | 2              | 4              | -              | 2              | 2              | 2              | 8             | 88            | ARG              | -                | -          | -             | -              | -              | -              | 1             | 1             | 0             | 3           |               |
|   |             |                |                |                |                |                |                |                |               |               |                  | AZE              | -          | -             | -              | -              | -              | -             | 1             | -             | 0           | 2             |
|   |             |                |                |                |                |                |                |                |               |               |                  | CRO              | -          | -             | -              | -              | -              | -             | 1             | -             | 0           | 2             |
|   |             |                |                |                |                |                |                |                |               |               |                  | GUA              | -          | -             | -              | -              | -              | -             | 1             | -             | 0           | 2             |
|   |             |                |                |                |                |                |                |                |               |               |                  | RWA              | -          | -             | -              | -              | -              | -             | 1             | -             | 0           | 2             |
|   |             |                |                |                |                |                |                |                |               |               |                  | MDA              | -          | -             | -              | -              | -              | -             | -             | 1             | 0           | 1             |
|   |             |                |                |                |                |                |                |                |               |               |                  | VEN              | -          | -             | -              | -              | -              | -             | -             | 1             | 0           | 1             |
|   |             |                |                |                |                |                |                |                |               |               |                  | <b>Totals</b>    | <b>361</b> | <b>357+8=</b> | <b>352+11=</b> | <b>351+10=</b> | <b>347+19=</b> | <b>349+9=</b> | <b>340+7=</b> | <b>316+9=</b> | <b>1089</b> | <b>12,936</b> |





| 1983                                      | Gold          | Silver        | Bronze        | 4th         | 5th        | 6th        | 7th        | 8th           | Medals        | Points        | 1987                                      | Gold        | Silver        | Bronze        | 4th        | 5th          | 6th        | 7th        | 8th          | Medals        | Points        |    |
|---|---------------|---------------|---------------|-------------|------------|------------|------------|---------------|---------------|---------------|---|-------------|---------------|---------------|------------|--------------|------------|------------|--------------|---------------|---------------|----|
| 2. Breakdown of USSR placings:            |               |               |               |             |            |            |            |               |               |               | TCH <sup>3</sup>                          | -           | 1             | 1             | 1          | 1            | 3          | 3          | 1            | 2             | 38            |    |
| RUS                                       | 1             | 1             | 2             | 2           | -          | 2          | -          | 2             | 4             | 45            | JAM                                       | -           | 1             | 3             | 1          | -            | 2          | -          | -            | -             | 4             | 36 |
| UKR                                       | 2             | 1             | -             | -           | -          | -          | -          | -             | 3             | 23            | CUB                                       | -           | -             | 2             | 3          | -            | 2          | -          | 1            | 2             | 34            |    |
| URS                                       | 1             | -             | 1             | -           | -          | -          | -          | -             | 2             | 14            | ROU                                       | -           | 1             | 1             | -          | 1            | 2          | -          | 1            | 2             | 24            |    |
| LAT                                       | -             | -             | 1             | -           | 1          | -          | -          | -             | 1             | 10            | SUI                                       | 1           | -             | -             | 3          | -            | -          | -          | -            | -             | 1             | 23 |
| UZB                                       | -             | -             | 1             | -           | -          | -          | -          | -             | 1             | 6             | AUS                                       | -           | 2             | -             | 1          | -            | -          | 1          | 1            | 2             | 22            |    |
| EST                                       | -             | -             | -             | 1           | -          | -          | -          | -             | 0             | 5             | ESP                                       | -           | 1             | 1             | 1          | -            | 1          | -          | 1            | 2             | 22            |    |
| KGZ                                       | -             | -             | -             | 1=          | -          | -          | -          | -             | 0             | 4.5           | CAN                                       | -           | -             | -             | 1          | 1            | 2          | 1          | 2            | 0             | 19            |    |
| <b>Totals</b>                             | <b>4</b>      | <b>2</b>      | <b>5</b>      | <b>3+1=</b> | <b>1</b>   | <b>2</b>   | <b>-</b>   | <b>2</b>      | <b>11</b>     | <b>107.5</b>  | POR                                       | 1           | 1             | -             | -          | -            | -          | 1          | 1            | 2             | 18            |    |
| 3. Breakdown of Czechoslovakian placings: |               |               |               |             |            |            |            |               |               |               | SWE                                       | 1           | -             | -             | 1          | -            | 1          | -          | 1            | 1             | 17            |    |
| CZE                                       | 1             | -             | 2             | -           | 1          | 1          | 1          | -             | 3             | 29            | FIN                                       | 1           | -             | -             | -          | 1            | 1          | -          | 1            | 1             | 16            |    |
| SVK                                       | -             | 1             | -             | -           | -          | 1          | -          | -             | 1             | 10            | NGR                                       | -           | 1             | -             | -          | -            | 3          | -          | -            | 1             | 16            |    |
| TCH                                       | -             | -             | -             | 1           | -          | -          | -          | -             | 0             | 5             | POL                                       | -           | -             | -             | 2          | 1            | -          | 1          | -            | 0             | 16            |    |
| <b>Totals</b>                             | <b>1</b>      | <b>1</b>      | <b>2</b>      | <b>1</b>    | <b>1</b>   | <b>2</b>   | <b>1</b>   | <b>-</b>      | <b>4</b>      | <b>44</b>     | CHN                                       | -           | -             | 1             | -          | -            | -          | 3          | 2            | 1             | 14            |    |
| <b>WOMEN</b>                              |               |               |               |             |            |            |            |               |               |               | NOR                                       | 1           | -             | -             | 1          | -            | -          | -          | -            | 1             | 13            |    |
| <b>Gold</b>                               | <b>Silver</b> | <b>Bronze</b> | <b>4th</b>    | <b>5th</b>  | <b>6th</b> | <b>7th</b> | <b>8th</b> | <b>Medals</b> | <b>Points</b> |               | MAR                                       | 1           | -             | -             | -          | 1            | -          | -          | -            | 1             | 12            |    |
| GER <sup>1</sup>                          | 8             | 6             | 3             | 4           | 3          | 1          | 5          | 1             | 17            | 170           | BRA                                       | -           | -             | 1             | 1          | -            | -          | -          | -            | 1             | 11            |    |
| URS <sup>2</sup>                          | 2             | 4             | 6             | 5           | 1          | 4          | -          | 1             | 12            | 122           | HUN                                       | -           | -             | -             | 1          | 1            | -          | 1          | -            | 0             | 11            |    |
| USA                                       | 2             | 1             | 3             | 2           | 2          | -          | -          | 2             | 6             | 61            | BEL                                       | -           | -             | 1             | -          | 1            | -          | -          | -            | 1             | 10            |    |
| TCH <sup>3</sup>                          | 3             | 2             | -             | -           | -          | 1          | 2          | 1             | 5             | 46            | MEX                                       | -           | -             | -             | 1          | 1            | -          | -          | 1            | 0             | 10            |    |
| GBR                                       | -             | 2             | 1             | 1           | 4          | -          | 2          | 1             | 3             | 46            | SOM                                       | 1           | -             | -             | -          | -            | -          | -          | -            | 1             | 8             |    |
| BUL                                       | -             | -             | 2             | 2           | 1          | 1          | 1          | -             | 2             | 31            | DJI                                       | -           | 1             | -             | -          | -            | -          | -          | -            | 1             | 7             |    |
| CAN                                       | -             | -             | -             | 1           | 4          | 1          | 2          | 1             | 0             | 29            | BER                                       | -           | -             | -             | -          | 1            | -          | -          | -            | 0             | 4             |    |
| JAM                                       | -             | 1             | 1             | 1           | 1          | -          | -          | -             | 2             | 22            | SEN                                       | -           | -             | -             | -          | 1            | -          | -          | -            | 0             | 4             |    |
| ROU                                       | -             | 1             | -             | -           | 1          | 3          | -          | 2             | 1             | 22            | SUD                                       | -           | -             | -             | -          | 1            | -          | -          | -            | 0             | 4             |    |
| FIN                                       | 1             | -             | -             | -           | -          | 2          | -          | 1             | 1             | 15            | NED                                       | -           | -             | -             | -          | -            | 1          | -          | 1            | 0             | 4             |    |
| NOR                                       | 1             | -             | -             | -           | -          | -          | -          | -             | 1             | 8             | JPN                                       | -           | -             | -             | -          | -            | 1          | -          | -            | 0             | 3             |    |
| ITA                                       | -             | -             | -             | -           | -          | 2          | 1          | -             | 0             | 8             | NZL                                       | -           | -             | -             | -          | -            | 1          | -          | -            | 0             | 3             |    |
| GRE                                       | -             | -             | 1             | -           | -          | -          | -          | -             | 1             | 6             | TAN                                       | -           | -             | -             | -          | -            | 1          | -          | -            | 0             | 3             |    |
| POR                                       | -             | -             | -             | 1           | -          | -          | -          | -             | 0             | 5             | YUG <sup>4</sup>                          | -           | -             | -             | -          | -            | -          | 1          | 1            | 0             | 3             |    |
| HUN                                       | -             | -             | -             | -           | -          | 1          | -          | 1             | 0             | 4             | AUT                                       | -           | -             | -             | -          | -            | -          | 1          | -            | 0             | 2             |    |
| SWE                                       | -             | -             | -             | -           | -          | 1          | -          | -             | 0             | 3             | CIV                                       | -           | -             | -             | -          | -            | -          | 1          | -            | 0             | 2             |    |
| AUS                                       | -             | -             | -             | -           | -          | -          | 1          | 1             | 0             | 3             | GRE                                       | -           | -             | -             | -          | -            | -          | 1          | -            | 0             | 2             |    |
| NED                                       | -             | -             | -             | -           | -          | -          | 1          | 1             | 0             | 3             | COL                                       | -           | -             | -             | -          | -            | -          | -          | 1            | 0             | 1             |    |
| FRA                                       | -             | -             | -             | -           | -          | -          | 1          | -             | 0             | 2             | <b>Totals</b>                             | <b>43</b>   | <b>42+2=</b>  | <b>42</b>     | <b>43</b>  | <b>42+2=</b> | <b>42</b>  | <b>42</b>  | <b>36+2=</b> | <b>129</b>    | <b>1540</b>   |    |
| IRL                                       | -             | -             | -             | -           | -          | -          | 1          | -             | 0             | 2             | 1. Breakdown of German placings:          |             |               |               |            |              |            |            |              |               |               |    |
| CUB                                       | -             | -             | -             | -           | -          | -          | -          | 2             | 0             | 2             | GDR                                       | 10          | 11            | 10            | 3          | 5            | 4          | -          | -            | 31            | 264           |    |
| POL                                       | -             | -             | -             | -           | -          | -          | -          | 1             | 0             | 1             | FRG                                       | -           | 1             | 2             | 6          | 2            | 2          | 2          | 1            | 3             | 68            |    |
| <b>Totals</b>                             | <b>17</b>     | <b>17</b>     | <b>17</b>     | <b>17</b>   | <b>17</b>  | <b>17</b>  | <b>17</b>  | <b>16</b>     | <b>51</b>     | <b>611</b>    | <b>Totals</b>                             | <b>10</b>   | <b>12</b>     | <b>12</b>     | <b>9</b>   | <b>7</b>     | <b>6</b>   | <b>2</b>   | <b>1</b>     | <b>34</b>     | <b>332</b>    |    |
| 1. Breakdown of German placings:          |               |               |               |             |            |            |            |               |               |               | 2. Breakdown of USSR placings:            |             |               |               |            |              |            |            |              |               |               |    |
| GDR                                       | 8             | 4             | 3             | 1           | 3          | -          | 3          | 1             | 15            | 134           | RUS                                       | 3           | 2             | 3             | 1          | 7            | 2          | 1          | 4            | 8             | 101           |    |
| FRG                                       | -             | 2             | -             | 3           | -          | 1          | 2          | -             | 2             | 36            | UKR                                       | 4           | 1+1=          | 1             | -          | 2            | -          | 2          | 1=           | 7             | 64            |    |
| <b>Totals</b>                             | <b>8</b>      | <b>6</b>      | <b>3</b>      | <b>4</b>    | <b>3</b>   | <b>1</b>   | <b>5</b>   | <b>1</b>      | <b>17</b>     | <b>170</b>    | KAZ                                       | -           | 2             | 1             | -          | -            | -          | -          | 1            | 3             | 21            |    |
| 2. Breakdown of USSR placings:            |               |               |               |             |            |            |            |               |               |               | URS                                       | -           | 2             | 1             | -          | -            | -          | -          | -            | 3             | 20            |    |
| RUS                                       | 2             | 1             | 3             | 1           | 1          | 3          | -          | 1             | 6             | 60            | BLR                                       | -           | 1             | -             | 1          | 1            | -          | 1          | -            | 1             | 18            |    |
| LTU                                       | -             | 2             | -             | -           | -          | -          | -          | -             | 2             | 14            | KGZ                                       | -           | 1=            | -             | 1          | -            | -          | -          | -            | 1             | 11.5          |    |
| UZB                                       | -             | 1             | -             | 1           | -          | -          | -          | -             | 1             | 12            | ARM                                       | -           | 1             | -             | -          | -            | -          | -          | -            | 1             | 7             |    |
| UKR                                       | -             | -             | -             | 2           | -          | -          | -          | -             | 0             | 10            | EST                                       | -           | 1             | -             | -          | -            | -          | -          | -            | 1             | 7             |    |
| URS                                       | -             | -             | 1             | -           | -          | 1          | -          | -             | 1             | 9             | LTU                                       | -           | -             | -             | -          | -            | 2          | -          | 1            | 0             | 7             |    |
| BLR                                       | -             | -             | 1             | -           | -          | -          | -          | -             | 1             | 6             | MDA                                       | -           | -             | -             | 1          | -            | -          | -          | -            | 0             | 5             |    |
| KGZ                                       | -             | -             | 1             | -           | -          | -          | -          | -             | 1             | 6             | LAT                                       | -           | -             | -             | -          | 1            | -          | -          | -            | 0             | 4             |    |
| TJK                                       | -             | -             | -             | 1           | -          | -          | -          | -             | 0             | 5             | TKM                                       | -           | -             | -             | -          | 1            | -          | -          | -            | 0             | 4             |    |
| <b>Totals</b>                             | <b>2</b>      | <b>4</b>      | <b>6</b>      | <b>5</b>    | <b>1</b>   | <b>4</b>   | <b>-</b>   | <b>1</b>      | <b>12</b>     | <b>122</b>    | <b>Totals</b>                             | <b>7</b>    | <b>10+2=</b>  | <b>6</b>      | <b>4</b>   | <b>12</b>    | <b>4</b>   | <b>4</b>   | <b>6+1=</b>  | <b>25</b>     | <b>269.5</b>  |    |
| 3. Breakdown of Czechoslovakian placings: |               |               |               |             |            |            |            |               |               |               | 3. Breakdown of Czechoslovakian placings: |             |               |               |            |              |            |            |              |               |               |    |
| CZE                                       | 3             | 1             | -             | -           | -          | 1          | 1          | -             | 4             | 36            | SVK                                       | -           | 1             | 1             | -          | -            | 2          | 1          | -            | 2             | 21            |    |
| TCH                                       | -             | 1             | -             | -           | -          | -          | -          | 1             | 1             | 8             | CZE                                       | -           | -             | -             | 1          | 1            | 1          | 2          | 1            | 0             | 17            |    |
| SVK                                       | -             | -             | -             | -           | -          | -          | 1          | -             | 0             | 2             | <b>Totals</b>                             | <b>-</b>    | <b>1</b>      | <b>1</b>      | <b>1</b>   | <b>1</b>     | <b>3</b>   | <b>3</b>   | <b>1</b>     | <b>2</b>      | <b>38</b>     |    |
| <b>Totals</b>                             | <b>3</b>      | <b>2</b>      | <b>-</b>      | <b>-</b>    | <b>-</b>   | <b>1</b>   | <b>2</b>   | <b>1</b>      | <b>5</b>      | <b>46</b>     | 4. Breakdown of Yugoslavian placings:     |             |               |               |            |              |            |            |              |               |               |    |
| 3. Breakdown of Czechoslovakian placings: |               |               |               |             |            |            |            |               |               |               | SRB                                       | -           | -             | -             | -          | -            | -          | 1          | -            | 0             | 2             |    |
| CZE                                       | 3             | 1             | -             | -           | -          | 1          | 1          | -             | 4             | 36            | CRO                                       | -           | -             | -             | -          | -            | -          | -          | 1            | 0             | 1             |    |
| TCH                                       | -             | 1             | -             | -           | -          | -          | -          | 1             | 1             | 8             | <b>Totals</b>                             | <b>-</b>    | <b>-</b>      | <b>-</b>      | <b>-</b>   | <b>-</b>     | <b>-</b>   | <b>1</b>   | <b>1</b>     | <b>0</b>      | <b>3</b>      |    |
| SVK                                       | -             | -             | -             | -           | -          | -          | 1          | -             | 0             | 2             |   |             |               |               |            |              |            |            |              |               |               |    |
| <b>Totals</b>                             | <b>3</b>      | <b>2</b>      | <b>-</b>      | <b>-</b>    | <b>-</b>   | <b>1</b>   | <b>2</b>   | <b>1</b>      | <b>5</b>      | <b>46</b>     |   |             |               |               |            |              |            |            |              |               |               |    |
| <b>ROME 1987</b>                          |               |               |               |             |            |            |            |               |               |               | <b>MEN</b>                                | <b>Gold</b> | <b>Silver</b> | <b>Bronze</b> | <b>4th</b> | <b>5th</b>   | <b>6th</b> | <b>7th</b> | <b>8th</b>   | <b>Medals</b> | <b>Points</b> |    |
| <b>OVERALL</b>                            | <b>Gold</b>   | <b>Silver</b> | <b>Bronze</b> | <b>4th</b>  | <b>5th</b> | <b>6th</b> | <b>7th</b> | <b>8th</b>    | <b>Medals</b> | <b>Points</b> | USA                                       | 7           | 3             | 4             | 3          | 1=           | 3          | -          | 3            | 14            | 131.5         |    |
| GER <sup>1</sup>                          | 10            | 12            | 12            | 9           | 7          | 6          | 2          | 1             | 34            | 332           | URS <sup>1</sup>                          | 2           | 4+2=          | 4             | 2          | 6            | 1          | -          | 5            | 12            | 123           |    |
| URS <sup>2</sup>                          | 7             | 10+2=         | 6             | 4           | 12         | 4          | 4          | 6+1=          | 25            | 269.5         | GER <sup>2</sup>                          | 4           | 3             | 3             | 5          | 3            | 3          | 1          | 1            | 10            | 120           |    |
| USA                                       | 10            | 4             | 6             | 5           | 2+1=       | 4          | 6          | 5+1=          | 20            | 210           | GBR                                       | -           | 3             | 4             | -          | 3            | -          | 3          | 2            | 7             | 65            |    |
| GBR                                       | 1             | 3             | 4             | 1           | 4          | 1          | 4          | 3             | 8             | 88            | ITA                                       | 2           | 2             | 1             | 2          | 1            | 2          | 3          | -            | 5             | 62            |    |
| BUL                                       | 3             | -             | 1             | 2           | 2+1=       | 1          | 3          | 4             | 4             | 64.5          | KEN                                       | 3           | -             | -             | 1          | 1            | 2          | 1          | 1            | 3             | 42            |    |
| ITA                                       | 2             | 2             | 1             | 2           | 1          | 2          | 3          | -             | 5             | 62            | TCH <sup>3</sup>                          | -           | 1             | 1             | 1          | -            | 2          | 3          | -            | 2             | 30            |    |
| KEN                                       | 3             | -             | -             | 1           | 1          | 2          | 1          | 1             | 3             | 42            | FRA                                       | -           | 2             | -             | 1          | -            | -          | 2          | -            | 2             | 23            |    |
| FRA                                       | -             | 2             | 1             | 1           | 1          | 1          | 4          | -             | 3             | 40            | BUL                                       | 1           | -             | -             | -          | 1=           | 1          | 2          | 2            | 1             | 20.5          |    |
|   |               |               |               |             |            |            |            |               |               |               | CUB                                       | -           | -             | 2             | 1          | -            | 1          | -          | -            | 2             | 20            |    |



| 1987                                      | Gold          | Silver        | Bronze     | 4th        | 5th          | 6th        | 7th        | 8th           | Medals        | Points                 | 1987                             | Gold          | Silver        | Bronze     | 4th        | 5th          | 6th        | 7th        | 8th           | Medals        | Points       |     |
|---|---------------|---------------|------------|------------|--------------|------------|------------|---------------|---------------|------------------------|----------------------------------|---------------|---------------|------------|------------|--------------|------------|------------|---------------|---------------|--------------|-----|
| ESP                                       | -             | 1             | 1          | -          | -            | 1          | -          | 1             | 2             | 17                     | POL                              | -             | -             | -          | -          | -            | -          | 1          | -             | 0             | 2            |     |
| JAM                                       | -             | 1             | 1          | -          | -            | 1          | -          | -             | 2             | 16                     | YUG                              | -             | -             | -          | -          | -            | -          | -          | 1             | 0             | 1            |     |
| SWE                                       | 1             | -             | -          | 1          | -            | -          | -          | 1             | 1             | 14                     | <b>Totals</b>                    | <b>19</b>     | <b>19</b>     | <b>19</b>  | <b>19</b>  | <b>19</b>    | <b>19</b>  | <b>19</b>  | <b>16+2=</b>  | <b>57</b>     | <b>682</b>   |     |
| POL                                       | -             | -             | -          | 2          | 1            | -          | -          | -             | 0             | 14                     | 1. Breakdown of German placings: |               |               |            |            |              |            |            |               |               |              |     |
| SUI                                       | 1             | -             | -          | 1          | -            | -          | -          | -             | 1             | 13                     | GDR                              | 6             | 9             | 8          | 3          | 2            | 2          | -          | -             | -             | 23           | 188 |
| NGR                                       | -             | 1             | -          | -          | -            | 2          | -          | -             | 1             | 13                     | FRG                              | -             | -             | 1          | 1          | 2            | 1          | 1          | -             | 1             | 24           |     |
| MAR                                       | 1             | -             | -          | 1          | -            | -          | -          | -             | 1             | 12                     | <b>Totals</b>                    | <b>6</b>      | <b>9</b>      | <b>9</b>   | <b>4</b>   | <b>4</b>     | <b>3</b>   | <b>1</b>   | -             | <b>24</b>     | <b>212</b>   |     |
| BRA                                       | -             | -             | 1          | 1          | -            | -          | -          | -             | 1             | 11                     | 2. Breakdown of USSR placings:   |               |               |            |            |              |            |            |               |               |              |     |
| HUN                                       | -             | -             | -          | 1          | 1            | -          | 1          | -             | 0             | 11                     | RUS                              | 2             | 2             | 1          | 1          | 4            | 2          | 1          | 1             | 5             | 66           |     |
| BEL                                       | -             | -             | 1          | -          | 1            | -          | -          | -             | 1             | 10                     | UKR                              | 3             | 1             | -          | -          | -            | -          | 2          | 1=            | 4             | 35.5         |     |
| MEX                                       | -             | -             | -          | 1          | 1            | -          | -          | 1             | 0             | 10                     | URS                              | -             | 1             | 1          | -          | -            | -          | -          | -             | 2             | 13           |     |
| FIN                                       | 1             | -             | -          | -          | -            | -          | -          | -             | 1             | 8                      | BLR                              | -             | 1             | -          | -          | 1            | -          | 1          | -             | 1             | 13           |     |
| SOM                                       | 1             | -             | -          | -          | -            | -          | -          | -             | 1             | 8                      | KAZ                              | -             | 1             | -          | -          | -            | -          | -          | -             | 1             | 7            |     |
| POR                                       | -             | 1             | -          | -          | -            | -          | -          | 1             | 1             | 8                      | KGZ                              | -             | -             | -          | 1          | -            | -          | -          | -             | 0             | 5            |     |
| DJI                                       | -             | 1             | -          | -          | -            | -          | -          | -             | 1             | 7                      | TKM                              | -             | -             | -          | -          | 1            | -          | -          | -             | 0             | 4            |     |
| AUS                                       | -             | -             | -          | 1          | -            | -          | 1          | -             | 0             | 7                      | LTU                              | -             | -             | -          | -          | -            | 1          | -          | -             | 0             | 3            |     |
| CAN                                       | -             | -             | -          | -          | 1            | -          | 1          | 1             | 0             | 7                      | <b>Totals</b>                    | <b>5</b>      | <b>6</b>      | <b>2</b>   | <b>2</b>   | <b>6</b>     | <b>3</b>   | <b>4</b>   | <b>1+1=</b>   | <b>13</b>     | <b>146.5</b> |     |
| BER                                       | -             | -             | -          | -          | 1            | -          | -          | -             | 0             | 4                      | <b>TOKYO 1991</b>                |               |               |            |            |              |            |            |               |               |              |     |
| SEN                                       | -             | -             | -          | -          | 1            | -          | -          | -             | 0             | 4                      | <b>OVERALL</b>                   |               |               |            |            |              |            |            |               |               |              |     |
| SUD                                       | -             | -             | -          | -          | 1            | -          | -          | -             | 0             | 4                      | <b>Gold</b>                      | <b>Silver</b> | <b>Bronze</b> | <b>4th</b> | <b>5th</b> | <b>6th</b>   | <b>7th</b> | <b>8th</b> | <b>Medals</b> | <b>Points</b> |              |     |
| JPN                                       | -             | -             | -          | -          | -            | 1          | -          | -             | 0             | 3                      | URS <sup>1</sup>                 | 9             | 9             | 11         | 9          | 3            | 1          | 7          | 8             | 29            | 283          |     |
| NZL                                       | -             | -             | -          | -          | -            | 1          | -          | -             | 0             | 3                      | USA                              | 10            | 8             | 8          | 2          | 8            | 4          | 3          | 5             | 26            | 249          |     |
| ROU                                       | -             | -             | -          | -          | -            | 1          | -          | -             | 0             | 3                      | GER                              | 5             | 4             | 8          | 8          | 3            | 6          | 3          | 2             | 17            | 194          |     |
| TAN                                       | -             | -             | -          | -          | -            | 1          | -          | -             | 0             | 3                      | KEN                              | 4             | 3             | 1          | 3          | 1            | -          | 3          | -             | 8             | 84           |     |
| AUT                                       | -             | -             | -          | -          | -            | -          | 1          | -             | 0             | 2                      | GBR                              | 2             | 2             | 3          | 3          | 2            | 1          | 1          | -             | 7             | 76           |     |
| CHN                                       | -             | -             | -          | -          | -            | -          | 1          | -             | 0             | 2                      | FRA                              | 1             | 1             | -          | 1          | 3            | 3          | -          | 4             | 2             | 45           |     |
| CIV                                       | -             | -             | -          | -          | -            | -          | 1          | -             | 0             | 2                      | JAM                              | 1             | 1             | 3          | -          | -            | 3          | -          | -             | 5             | 42           |     |
| GRE                                       | -             | -             | -          | -          | -            | -          | 1          | -             | 0             | 2                      | FIN                              | 1             | 1             | 1          | 2          | 2            | -          | 1          | 1             | 3             | 42           |     |
| YUG                                       | -             | -             | -          | -          | -            | -          | 1          | -             | 0             | 2                      | CHN                              | 2             | 1             | 1          | -          | 1            | 1          | -          | 4             | 4             | 40           |     |
| COL                                       | -             | -             | -          | -          | -            | -          | -          | 1             | 0             | 1                      | ITA                              | 1             | -             | -          | 1          | 1            | 3          | 5          | 3             | 1             | 39           |     |
| <b>Totals</b>                             | <b>24</b>     | <b>23+2=</b>  | <b>23</b>  | <b>24</b>  | <b>23+2=</b> | <b>23</b>  | <b>23</b>  | <b>20</b>     | <b>72</b>     | <b>858</b>             | CUB                              | -             | 2             | -          | 1          | 1=           | 1          | 3          | 2             | 2             | 33.5         |     |
| 1. Breakdown of German placings:          |               |               |            |            |              |            |            |               |               |                        | POL                              | 1             | -             | -          | -          | 2            | 1          | 2          | -             | 1             | 1            | 29  |
| GDR                                       | 4             | 2             | 2          | -          | 3            | 2          | -          | -             | 8             | 76                     | ROU                              | -             | 1             | 1          | 1          | 2            | 1          | -          | -             | 2             | 29           |     |
| FRG                                       | -             | 1             | 1          | 5          | -            | 1          | 1          | 1             | 2             | 44                     | JPN                              | 1             | 1             | -          | 1          | 1            | -          | 2          | -             | 2             | 28           |     |
| <b>Totals</b>                             | <b>4</b>      | <b>3</b>      | <b>3</b>   | <b>5</b>   | <b>3</b>     | <b>3</b>   | <b>1</b>   | <b>1</b>      | <b>10</b>     | <b>120</b>             | ALG                              | 2             | -             | 1          | -          | 1            | -          | -          | -             | 3             | 26           |     |
| 2. Breakdown of USSR placings:            |               |               |            |            |              |            |            |               |               |                        | SWE                              | -             | 1             | -          | -          | 2            | 1          | 2          | 2             | 1             | 24           |     |
| RUS                                       | 1             | -             | 2          | -          | 3            | -          | -          | 3             | 3             | 35                     | CAN                              | -             | 1             | 1          | 1          | -            | 1          | -          | 2             | 2             | 23           |     |
| UKR                                       | 1             | 1=            | 1          | -          | 2            | -          | -          | -             | 3             | 28.5                   | MAR                              | -             | -             | 2          | -          | -            | 2          | 1          | 1             | 2             | 21           |     |
| KAZ                                       | -             | 1             | 1          | -          | -            | -          | -          | 1             | 2             | 14                     | HUN                              | -             | 1             | 1          | 1          | -            | -          | -          | 2             | 2             | 20           |     |
| ARM                                       | -             | 1             | -          | -          | -            | -          | -          | -             | 1             | 7                      | NGR                              | -             | -             | -          | 2          | 2            | -          | 1          | -             | 0             | 20           |     |
| EST                                       | -             | 1             | -          | -          | -            | -          | -          | -             | 1             | 7                      | ESP                              | -             | -             | 1          | -          | 2            | -          | 1          | 2             | 1             | 18           |     |
| URS                                       | -             | 1             | -          | -          | -            | -          | -          | -             | 1             | 7                      | AUS                              | -             | -             | -          | -          | 2            | 2          | -          | 2             | 0             | 16           |     |
| KGZ                                       | -             | 1=            | -          | -          | -            | -          | -          | -             | 1             | 6.5                    | SUI                              | 1             | -             | -          | -          | 1            | 1          | -          | -             | 1             | 15           |     |
| BLR                                       | -             | -             | -          | 1          | -            | -          | -          | -             | 0             | 5                      | BRA                              | -             | 1             | -          | 1          | -            | -          | 1          | -             | 1             | 14           |     |
| MDA                                       | -             | -             | -          | 1          | -            | -          | -          | -             | 0             | 5                      | BUL                              | 1             | -             | -          | -          | -            | 1          | 1          | -             | 1             | 13           |     |
| LAT                                       | -             | -             | -          | -          | 1            | -          | -          | -             | 0             | 4                      | NOR                              | -             | 1             | -          | -          | 1            | -          | 1          | -             | 1             | 13           |     |
| LTU                                       | -             | -             | -          | -          | -            | 1          | -          | 1             | 0             | 4                      | NAM                              | -             | 1             | -          | -          | 1            | -          | -          | -             | 1             | 11           |     |
| <b>Totals</b>                             | <b>2</b>      | <b>4+2=</b>   | <b>4</b>   | <b>2</b>   | <b>6</b>     | <b>1</b>   | -          | <b>5</b>      | <b>12</b>     | <b>123</b>             | POR                              | -             | -             | -          | -          | 1            | 1          | 1          | 1             | 0             | 10           |     |
| 3. Breakdown of Czechoslovakian placings: |               |               |            |            |              |            |            |               |               |                        | ZAM                              | 1             | -             | -          | -          | -            | -          | -          | -             | 1             | 8            |     |
| SVK                                       | -             | 1             | 1          | -          | -            | 2          | 1          | -             | 2             | 21                     | ETH                              | -             | 1             | -          | -          | -            | -          | -          | 1             | 1             | 8            |     |
| CZE                                       | -             | -             | -          | 1          | -            | -          | 2          | -             | 0             | 9                      | NZL                              | -             | -             | -          | 1          | -            | 1          | -          | -             | 0             | 8            |     |
| <b>Totals</b>                             | <b>-</b>      | <b>1</b>      | <b>1</b>   | <b>1</b>   | <b>-</b>     | <b>2</b>   | <b>3</b>   | <b>-</b>      | <b>2</b>      | <b>30</b>              | DJI                              | -             | 1             | -          | -          | -            | -          | -          | -             | 1             | 7            |     |
| <b>WOMEN</b>                              |               |               |            |            |              |            |            |               |               |                        |                                  |               |               |            |            |              |            |            |               |               |              |     |
| <b>Gold</b>                               | <b>Silver</b> | <b>Bronze</b> | <b>4th</b> | <b>5th</b> | <b>6th</b>   | <b>7th</b> | <b>8th</b> | <b>Medals</b> | <b>Points</b> | <b>GER<sup>1</sup></b> | 6                                | 9             | 9             | 4          | 4          | 3            | 1          | -          | 24            | 212           |              |     |
| GER <sup>1</sup>                          | 6             | 9             | 9          | 4          | 4            | 3          | 1          | -             | 24            | 212                    | URS <sup>2</sup>                 | 5             | 6             | 2          | 2          | 6            | 3          | 4          | 1+1=          | 13            | 146.5        |     |
| URS <sup>2</sup>                          | 5             | 6             | 2          | 2          | 6            | 3          | 4          | 1+1=          | 13            | 146.5                  | USA                              | 3             | 1             | 2          | 2          | 2            | 1          | 6          | 2+1=          | 6             | 78.5         |     |
| USA                                       | 3             | 1             | 2          | 2          | 2            | 1          | 6          | 2+1=          | 6             | 78.5                   | BUL                              | 2             | -             | 1          | 2          | 2            | -          | 1          | 2             | 3             | 44           |     |
| BUL                                       | 2             | -             | 1          | 2          | 2            | -          | 1          | 2             | 3             | 44                     | GBR                              | 1             | -             | -          | 1          | 1            | 1          | 1          | 1             | 1             | 23           |     |
| GBR                                       | 1             | -             | -          | 1          | 1            | 1          | 1          | 1             | 1             | 23                     | ROU                              | -             | 1             | 1          | -          | 1            | -          | -          | -             | 2             | 21           |     |
| ROU                                       | -             | 1             | 1          | -          | 1            | 1          | -          | -             | 2             | 21                     | JAM                              | -             | -             | 2          | 1          | -            | 1          | -          | -             | 2             | 20           |     |
| JAM                                       | -             | -             | 2          | 1          | -            | 1          | -          | -             | 2             | 20                     | FRA                              | -             | -             | 1          | -          | 1            | 2          | -          | -             | 1             | 17           |     |
| FRA                                       | -             | -             | 1          | -          | 1            | 1          | 2          | -             | 1             | 17                     | AUS                              | -             | 2             | -          | -          | -            | -          | 1          | 2             | 15            |              |     |
| AUS                                       | -             | 2             | -          | -          | -            | -          | -          | 1             | 2             | 15                     | CUB                              | -             | -             | -          | 2          | -            | 1          | -          | 1             | 0             | 14           |     |
| CUB                                       | -             | -             | -          | 2          | -            | 1          | -          | -             | 1             | 0                      | 14                               | NOR           | 1             | -          | -          | 1            | -          | -          | -             | 1             | 13           |     |
| NOR                                       | 1             | -             | -          | 1          | -            | -          | -          | -             | 1             | 13                     | CHN                              | -             | -             | 1          | -          | -            | 2          | 2          | 1             | 12            |              |     |
| CHN                                       | -             | -             | 1          | -          | -            | -          | 2          | 2             | 1             | 12                     | CAN                              | -             | -             | -          | 1          | -            | 2          | -          | 1             | 0             | 12           |     |
| CAN                                       | -             | -             | -          | 1          | -            | 2          | -          | 1             | 0             | 12                     | POR                              | 1             | -             | -          | -          | -            | 1          | -          | 1             | 10            |              |     |
| POR                                       | 1             | -             | -          | -          | -            | -          | 1          | -             | 1             | 10                     | SUI                              | -             | -             | -          | 2          | -            | -          | -          | -             | 0             | 10           |     |
| SUI                                       | -             | -             | -          | 2          | -            | -          | -          | -             | 0             | 10                     | FIN                              | -             | -             | -          | -          | 1            | 1          | -          | 1             | 0             | 8            |     |
| FIN                                       | -             | -             | -          | -          | 1            | 1          | -          | 1             | 0             | 8                      | TCH <sup>3</sup>                 | -             | -             | -          | -          | 1            | 1          | -          | 1             | 0             | 8            |     |
| TCH <sup>3</sup>                          | -             | -             | -          | -          | 1            | 1          | -          | 1             | 0             | 8                      | ESP                              | -             | -             | -          | 1          | -            | -          | -          | -             | 0             | 5            |     |
| ESP                                       | -             | -             | -          | 1          | -            | -          | -          | -             | 0             | 5                      | NED                              | -             | -             | -          | -          | -            | 1          | -          | 1             | 0             | 4            |     |
| NED                                       | -             | -             | -          | -          | -            | -          | -          | 1             | 0             | 4                      | NGR                              | -             | -             | -          | -          | -            | 1          | -          | -             | 0             | 3            |     |
| NGR                                       | -             | -             | -          | -          | -            | -          | -          | 1             | 0             | 3                      | SWE                              | -             | -             | -          | -          | -            | 1          | -          | -             | 0             | 3            |     |
| SWE                                       | -             | -             | -          | -          | -            | 1          | -          | -             | 0             | 3                      | <b>Totals</b>                    | <b>43</b>     | <b>43</b>     | <b>43</b>  | <b>43</b>  | <b>42+2=</b> | <b>42</b>  | <b>43</b>  | <b>43</b>     | <b>129</b>    | <b>1548</b>  |     |



| 1993          | Gold        | Silver        | Bronze        | 4th          | 5th        | 6th        | 7th        | 8th        | Medals        | Points        | 1993 | Gold | Silver | Bronze | 4th | 5th | 6th | 7th | 8th | Medals | Points |  |
|---------------|-------------|---------------|---------------|--------------|------------|------------|------------|------------|---------------|---------------|------|------|--------|--------|-----|-----|-----|-----|-----|--------|--------|--|
| KAZ           | -           | 1             | -             | -            | -          | -          | -          | -          | 1             | 1             | 8    |      |        |        |     |     |     |     |     |        |        |  |
| ZAM           | -           | 1             | -             | -            | -          | -          | -          | -          | 1             | 7             |      |      |        |        |     |     |     |     |     |        |        |  |
| RSA           | -           | -             | -             | -            | 1          | -          | 1          | 1          | 0             | 7             |      |      |        |        |     |     |     |     |     |        |        |  |
| DEN           | -           | -             | 1             | -            | -          | -          | -          | -          | 1             | 6             |      |      |        |        |     |     |     |     |     |        |        |  |
| HUN           | -           | -             | 1             | -            | -          | -          | -          | -          | 1             | 6             |      |      |        |        |     |     |     |     |     |        |        |  |
| NED           | -           | -             | 1             | -            | -          | -          | -          | -          | 1             | 6             |      |      |        |        |     |     |     |     |     |        |        |  |
| SOM           | -           | -             | 1             | -            | -          | -          | -          | -          | 1             | 6             |      |      |        |        |     |     |     |     |     |        |        |  |
| BDI           | -           | -             | -             | -            | 1          | -          | 1          | -          | 0             | 6             |      |      |        |        |     |     |     |     |     |        |        |  |
| KOR           | -           | -             | -             | 1            | -          | -          | -          | -          | 0             | 5             |      |      |        |        |     |     |     |     |     |        |        |  |
| QAT           | -           | -             | -             | 1            | -          | -          | -          | -          | 0             | 5             |      |      |        |        |     |     |     |     |     |        |        |  |
| BRA           | -           | -             | -             | -            | -          | 1          | 1          | -          | 0             | 5             |      |      |        |        |     |     |     |     |     |        |        |  |
| SWE           | -           | -             | -             | -            | -          | 1          | -          | 2          | 0             | 5             |      |      |        |        |     |     |     |     |     |        |        |  |
| BAH           | -           | -             | -             | -            | 1          | -          | -          | -          | 0             | 4             |      |      |        |        |     |     |     |     |     |        |        |  |
| COL           | -           | -             | -             | -            | 1          | -          | -          | -          | 0             | 4             |      |      |        |        |     |     |     |     |     |        |        |  |
| IWP (YUG)     | -           | -             | -             | -            | 1          | -          | -          | -          | 0             | 4             |      |      |        |        |     |     |     |     |     |        |        |  |
| LAT           | -           | -             | -             | -            | -          | 1          | -          | 1          | 0             | 4             |      |      |        |        |     |     |     |     |     |        |        |  |
| CHI           | -           | -             | -             | -            | -          | 1          | -          | -          | 0             | 3             |      |      |        |        |     |     |     |     |     |        |        |  |
| CIV           | -           | -             | -             | -            | -          | -          | 1          | -          | 0             | 2             |      |      |        |        |     |     |     |     |     |        |        |  |
| EST           | -           | -             | -             | -            | -          | -          | 1          | -          | 0             | 2             |      |      |        |        |     |     |     |     |     |        |        |  |
| GHA           | -           | -             | -             | -            | -          | -          | 1          | -          | 0             | 2             |      |      |        |        |     |     |     |     |     |        |        |  |
| ARG           | -           | -             | -             | -            | -          | -          | -          | 1          | 0             | 1             |      |      |        |        |     |     |     |     |     |        |        |  |
| BER           | -           | -             | -             | -            | -          | -          | -          | 1          | 0             | 1             |      |      |        |        |     |     |     |     |     |        |        |  |
| MEX           | -           | -             | -             | -            | -          | -          | -          | 1          | 0             | 1             |      |      |        |        |     |     |     |     |     |        |        |  |
| SVK           | -           | -             | -             | -            | -          | -          | -          | 1          | 0             | 1             |      |      |        |        |     |     |     |     |     |        |        |  |
| <b>Totals</b> | <b>44</b>   | <b>44</b>     | <b>43+2=</b>  | <b>42+2=</b> | <b>43</b>  | <b>44</b>  | <b>44</b>  | <b>42</b>  | <b>133</b>    | <b>1582</b>   |      |      |        |        |     |     |     |     |     |        |        |  |
| <b>MEN</b>    | <b>Gold</b> | <b>Silver</b> | <b>Bronze</b> | <b>4th</b>   | <b>5th</b> | <b>6th</b> | <b>7th</b> | <b>8th</b> | <b>Medals</b> | <b>Points</b> |      |      |        |        |     |     |     |     |     |        |        |  |
| USA           | 8           | 3             | 3             | 4            | 3          | 1          | 3          | 4          | 14            | 148           |      |      |        |        |     |     |     |     |     |        |        |  |
| KEN           | 3           | 3             | 3             | 1            | 1          | -          | 3          | 3          | 9             | 81            |      |      |        |        |     |     |     |     |     |        |        |  |
| GER           | 1           | -             | 3             | 5            | 1          | 3          | 3          | 1          | 4             | 71            |      |      |        |        |     |     |     |     |     |        |        |  |
| GBR           | 2           | 3             | 3             | 2            | -          | 1          | -          | 1          | 8             | 69            |      |      |        |        |     |     |     |     |     |        |        |  |
| RUS           | -           | 3             | 1+2=          | 1            | 2          | 3          | 1          | 1          | 6             | 63            |      |      |        |        |     |     |     |     |     |        |        |  |
| ESP           | 2           | 1             | 1             | 1            | 1          | -          | 1          | -          | 4             | 40            |      |      |        |        |     |     |     |     |     |        |        |  |
| BLR           | -           | 2             | -             | 1            | 1          | -          | 3          | -          | 2             | 29            |      |      |        |        |     |     |     |     |     |        |        |  |
| FRA           | -           | -             | -             | 2            | 2          | 3          | -          | 2          | 0             | 29            |      |      |        |        |     |     |     |     |     |        |        |  |
| UKR           | 1           | -             | 2             | -            | 1          | 1          | -          | -          | 3             | 27            |      |      |        |        |     |     |     |     |     |        |        |  |
| ETH           | 1           | 1             | 1             | 1            | -          | -          | -          | -          | 3             | 26            |      |      |        |        |     |     |     |     |     |        |        |  |
| ITA           | -           | 2             | 1             | -            | -          | 1          | -          | 1          | 3             | 24            |      |      |        |        |     |     |     |     |     |        |        |  |
| CUB           | 1           | -             | -             | 2            | -          | 1          | -          | -          | 1             | 21            |      |      |        |        |     |     |     |     |     |        |        |  |
| NAM           | 1           | 1             | -             | -            | -          | 1          | -          | -          | 2             | 18            |      |      |        |        |     |     |     |     |     |        |        |  |
| FIN           | -           | 2             | -             | -            | 1          | -          | -          | -          | 2             | 18            |      |      |        |        |     |     |     |     |     |        |        |  |
| CAN           | -           | -             | 1             | -            | 1          | 1          | 1          | 1          | 1             | 15            |      |      |        |        |     |     |     |     |     |        |        |  |
| JAM           | -           | -             | 1             | -            | -          | 1          | 1          | 1          | 1             | 12            |      |      |        |        |     |     |     |     |     |        |        |  |
| MAR           | -           | -             | -             | -            | 1          | 1          | 2          | 1          | 0             | 12            |      |      |        |        |     |     |     |     |     |        |        |  |
| AUS           | -           | -             | -             | -            | 2          | -          | -          | 1          | 0             | 9             |      |      |        |        |     |     |     |     |     |        |        |  |
| ALG           | 1           | -             | -             | -            | -          | -          | -          | -          | 1             | 8             |      |      |        |        |     |     |     |     |     |        |        |  |
| CZE           | 1           | -             | -             | -            | -          | -          | -          | -          | 1             | 8             |      |      |        |        |     |     |     |     |     |        |        |  |
| SUI           | 1           | -             | -             | -            | -          | -          | -          | -          | 1             | 8             |      |      |        |        |     |     |     |     |     |        |        |  |
| TJK           | 1           | -             | -             | -            | -          | -          | -          | -          | 1             | 8             |      |      |        |        |     |     |     |     |     |        |        |  |
| BUL           | -           | -             | -             | -            | 1          | 1          | -          | 1          | 0             | 8             |      |      |        |        |     |     |     |     |     |        |        |  |
| KAZ           | -           | 1             | -             | -            | -          | -          | -          | -          | 1             | 7             |      |      |        |        |     |     |     |     |     |        |        |  |
| POL           | -           | 1             | -             | -            | -          | -          | -          | -          | 1             | 7             |      |      |        |        |     |     |     |     |     |        |        |  |
| ZAM           | -           | 1             | -             | -            | -          | -          | -          | -          | 1             | 7             |      |      |        |        |     |     |     |     |     |        |        |  |
| HUN           | -           | -             | 1             | -            | -          | -          | -          | -          | 1             | 6             |      |      |        |        |     |     |     |     |     |        |        |  |
| NED           | -           | -             | 1             | -            | -          | -          | -          | -          | 1             | 6             |      |      |        |        |     |     |     |     |     |        |        |  |
| SOM           | -           | -             | 1             | -            | -          | -          | -          | -          | 1             | 6             |      |      |        |        |     |     |     |     |     |        |        |  |
| BDI           | -           | -             | -             | -            | 1          | -          | 1          | -          | 0             | 6             |      |      |        |        |     |     |     |     |     |        |        |  |
| NGR           | -           | -             | -             | -            | 1          | -          | 1          | -          | 0             | 6             |      |      |        |        |     |     |     |     |     |        |        |  |
| KOR           | -           | -             | -             | 1            | -          | -          | -          | -          | 0             | 5             |      |      |        |        |     |     |     |     |     |        |        |  |
| QAT           | -           | -             | -             | 1            | -          | -          | -          | -          | 0             | 5             |      |      |        |        |     |     |     |     |     |        |        |  |
| ROU           | -           | -             | -             | 1            | -          | -          | -          | -          | 0             | 5             |      |      |        |        |     |     |     |     |     |        |        |  |
| RSA           | -           | -             | -             | -            | 1          | -          | -          | 1          | 0             | 5             |      |      |        |        |     |     |     |     |     |        |        |  |
| BRA           | -           | -             | -             | -            | -          | 1          | 1          | -          | 0             | 5             |      |      |        |        |     |     |     |     |     |        |        |  |
| SWE           | -           | -             | -             | -            | -          | 1          | -          | 2          | 0             | 5             |      |      |        |        |     |     |     |     |     |        |        |  |
| BAH           | -           | -             | -             | -            | 1          | -          | -          | -          | 0             | 4             |      |      |        |        |     |     |     |     |     |        |        |  |
| JPN           | -           | -             | -             | -            | 1          | -          | -          | -          | 0             | 4             |      |      |        |        |     |     |     |     |     |        |        |  |
| IWP (YUG)     | -           | -             | -             | -            | 1          | -          | -          | -          | 0             | 4             |      |      |        |        |     |     |     |     |     |        |        |  |
| CHI           | -           | -             | -             | -            | -          | 1          | -          | -          | 0             | 3             |      |      |        |        |     |     |     |     |     |        |        |  |
| IRL           | -           | -             | -             | -            | -          | 1          | -          | -          | 0             | 3             |      |      |        |        |     |     |     |     |     |        |        |  |
| LAT           | -           | -             | -             | -            | -          | 1          | -          | -          | 0             | 3             |      |      |        |        |     |     |     |     |     |        |        |  |
| CIV           | -           | -             | -             | -            | -          | -          | 1          | -          | 0             | 2             |      |      |        |        |     |     |     |     |     |        |        |  |
| EST           | -           | -             | -             | -            | -          | -          | 1          | -          | 0             | 2             |      |      |        |        |     |     |     |     |     |        |        |  |
| GHA           | -           | -             | -             | -            | -          | -          | 1          | -          | 0             | 2             |      |      |        |        |     |     |     |     |     |        |        |  |
| ARG           | -           | -             | -             | -            | -          | -          | -          | 1          | 0             | 1             |      |      |        |        |     |     |     |     |     |        |        |  |
| BER           | -           | -             | -             | -            | -          | -          | -          | 1          | 0             | 1             |      |      |        |        |     |     |     |     |     |        |        |  |
| MEX           | -           | -             | -             | -            | -          | -          | -          | 1          | 0             | 1             |      |      |        |        |     |     |     |     |     |        |        |  |
| SVK           | -           | -             | -             | -            | -          | -          | -          | 1          | 0             | 1             |      |      |        |        |     |     |     |     |     |        |        |  |
| <b>Totals</b> | <b>24</b>   | <b>24</b>     | <b>23+2=</b>  | <b>23</b>    | <b>24</b>  | <b>24</b>  | <b>24</b>  | <b>24</b>  | <b>73</b>     | <b>864</b>    |      |      |        |        |     |     |     |     |     |        |        |  |
| <b>WOMEN</b>  | <b>Gold</b> | <b>Silver</b> | <b>Bronze</b> | <b>4th</b>   | <b>5th</b> | <b>6th</b> | <b>7th</b> | <b>8th</b> | <b>Medals</b> | <b>Points</b> |      |      |        |        |     |     |     |     |     |        |        |  |
| RUS           | 3           | 5             | 2             | 3+1=         | 3          | 3          | 2          | 2          | 10            | 117.5         |      |      |        |        |     |     |     |     |     |        |        |  |
| USA           | 5           | 4             | 2             | 1            | 3          | 2          | 1          | 3          | 11            | 108           |      |      |        |        |     |     |     |     |     |        |        |  |
| CHN           | 4           | 2             | 2             | 2            | 1          | 1          | -          | -          | 8             | 75            |      |      |        |        |     |     |     |     |     |        |        |  |
| GER           | 1           | 2             | 1             | -            | 5          | 3          | -          | 2          | 4             | 59            |      |      |        |        |     |     |     |     |     |        |        |  |
| JAM           | 1           | 1             | 2             | 1            | -          | 1          | 3          | -          | 4             | 41            |      |      |        |        |     |     |     |     |     |        |        |  |
| CUB           | 1           | 1             | -             | 3            | -          | 2          | -          | 2          | 2             | 38            |      |      |        |        |     |     |     |     |     |        |        |  |
| GBR           | 1           | -             | 1             | 1            | 1          | -          | 1          | 1          | 2             | 26            |      |      |        |        |     |     |     |     |     |        |        |  |
| BLR           | -           | -             | 2             | 1            | 1          | -          | -          | -          | 2             | 21            |      |      |        |        |     |     |     |     |     |        |        |  |
| ITA           | -           | 1             | -             | 1            | -          | 2          | -          | 1          | 1             | 19            |      |      |        |        |     |     |     |     |     |        |        |  |
| ROU           | -           | -             | 1             | 1=           | -          | -          | 2          | 1          | 1             | 15.5          |      |      |        |        |     |     |     |     |     |        |        |  |
| JPN           | 1           | -             | 1             | -            | -          | -          | -          | -          | 2             | 14            |      |      |        |        |     |     |     |     |     |        |        |  |
| UKR           | -           | 1             | -             | 1            | -          | -          | 1          | -          | 1             | 14            |      |      |        |        |     |     |     |     |     |        |        |  |
| FRA           | -           | -             | -             | 2            | -          | 1          | -          | 1          | 0             | 14            |      |      |        |        |     |     |     |     |     |        |        |  |
| IRL           | -           | 1             | -             | 1            | -          | -          | -          | -          | 1             | 12            |      |      |        |        |     |     |     |     |     |        |        |  |
| POR           | -           | 1             | -             | -            | -          | 1          | 1          | -          | 1             | 12            |      |      |        |        |     |     |     |     |     |        |        |  |
| AUT           | -           | -             | 1             | -            | -          | 2          | -          | -          | 1             | 12            |      |      |        |        |     |     |     |     |     |        |        |  |
| AUS           | -           | 1             | -             | -            | -          | -          | 2          | -          | 1             | 11            |      |      |        |        |     |     |     |     |     |        |        |  |
| BUL           | -           | -             | 1             | 1            | -          | -          | -          | -          | 1             | 11            |      |      |        |        |     |     |     |     |     |        |        |  |
| KEN           | -           | -             | 1             | 1            | -          | -          | -          | -          | 1             | 11            |      |      |        |        |     |     |     |     |     |        |        |  |
| POL           | -           | -             | -             | -            | 1          | 1          | 1          | 2          | 0             | 11            |      |      |        |        |     |     |     |     |     |        |        |  |
| FIN           | 1           | -             | -             | -            | -          | -          | 1          | -          | 1             | 10            |      |      |        |        |     |     |     |     |     |        |        |  |
| MOZ           | 1           | -             | -             | -            | -          | -          | 1          | -          | 1             | 10            |      |      |        |        |     |     |     |     |     |        |        |  |
| ESP           | -           | -             | 1             | -            | -          | 1          | -          | -          | 1             | 9             |      |      |        |        |     |     |     |     |     |        |        |  |
| NOR           | 1           | -             | -             | -            | -          | -          | -          | -          | 1             | 8             |      |      |        |        |     |     |     |     |     |        |        |  |
| NGR           | -           | -             | -             | -            | 2          | -          | -          | -          | 0             | 8             |      |      |        |        |     |     |     |     |     |        |        |  |
| ALG           | -           | -             | 1             | -            | -          | -          | -          | -          | 1             | 6             |      |      |        |        | </  |     |     |     |     |        |        |  |









| 2001                 | Gold        | Silver        | Bronze        | 4th          | 5th        | 6th          | 7th          | 8th        | Medals        | Points        | 2001          | Gold        | Silver        | Bronze        | 4th          | 5th       | 6th          | 7th          | 8th       | Medals        | Points        |    |
|----------------------|-------------|---------------|---------------|--------------|------------|--------------|--------------|------------|---------------|---------------|---------------|-------------|---------------|---------------|--------------|-----------|--------------|--------------|-----------|---------------|---------------|----|
| <b>EDMONTON 2001</b> |             |               |               |              |            |              |              |            |               |               |               |             |               |               |              |           |              |              |           |               |               |    |
| <b>OVERALL</b>       |             |               |               |              |            |              |              |            |               |               |               |             |               |               |              |           |              |              |           |               |               |    |
|                      | <b>Gold</b> | <b>Silver</b> | <b>Bronze</b> | <b>4th</b>   | <b>5th</b> | <b>6th</b>   | <b>7th</b>   | <b>8th</b> | <b>Medals</b> | <b>Points</b> |               |             |               |               |              |           |              |              |           |               |               |    |
| RUS                  | 5           | 5+2=          | 6             | 3+1=         | 3          | 4            | 2            | 3          | 18            | 174.5         | GBR           | 1           | -             | 1             | 1            | 3         | 1            | 1            | 1         | 2             | 37            |    |
| USA                  | 5           | 5             | 2+1=          | 5            | 4          | -            | 5            | 2          | 13            | 145.5         | POL           | 2           | -             | 2             | -            | -         | 2            | -            | 1         | 4             | 35            |    |
| GER                  | 3           | 3             | 1             | 3            | 6          | 2+1=         | 4            | 2          | 7             | 108.5         | CUB           | 1           | 1             | -             | 2            | -         | -            | -            | -         | 2             | 25            |    |
| KEN                  | 3           | 3             | 2             | 3            | -          | 2            | 2            | 2          | 8             | 84            | JPN           | -           | 1             | 1             | 1            | 1         | -            | 1            | 1         | 2             | 25            |    |
| ETH                  | 2           | 3             | 3             | 2            | -          | -            | 3            | 1          | 8             | 72            | JAM           | -           | 2             | 1             | -            | -         | -            | 1            | -         | 3             | 22            |    |
| ESP                  | -           | 2             | 1             | 3            | 4          | 6            | 1            | -          | 3             | 71            | CZE           | 2           | -             | -             | -            | -         | 1            | 1            | -         | 2             | 21            |    |
| JAM                  | 1           | 3             | 2             | 1            | 1          | 1            | 2            | 2          | 6             | 59            | MAR           | 1           | 1             | -             | -            | -         | 1            | 1            | 1         | 2             | 21            |    |
| GBR                  | 1           | -             | 1             | 2            | 5          | 3            | 2            | 1          | 2             | 58            | AUS           | 1           | -             | 1             | 1            | -         | -            | -            | -         | 2             | 19            |    |
| CUB                  | 3           | 1             | 2             | 2            | -          | -            | 1            | 1          | 6             | 56            | ITA           | -           | 1             | 1             | 1            | -         | -            | -            | -         | 1             | 2             | 19 |
| POL                  | 2           | -             | 3             | 1            | 1          | 2            | 1            | 1          | 5             | 52            | FRA           | -           | -             | 1             | -            | 3         | -            | -            | 1         | 1             | 1             | 19 |
| ROU                  | 2           | 2             | -             | -            | 1          | 3            | 1=           | 1          | 4             | 45.5          | SWE           | -           | 1             | -             | 1=           | 1         | 1=           | -            | -         | 1             | 1             | 18 |
| ITA                  | 1           | 1             | 2             | 3            | -          | -            | -            | 2          | 4             | 44            | BAH           | 2           | -             | -             | -            | -         | -            | -            | -         | 2             | 16            |    |
| GRE                  | 1           | 2             | 2             | -            | -          | 2            | -            | 1          | 5             | 41            | FIN           | -           | 1             | 1             | -            | -         | -            | -            | 1         | 2             | 15            |    |
| BLR                  | 2           | 2             | -             | -            | -          | 1            | 3            | -          | 4             | 39            | GRE           | 1           | -             | 1             | -            | -         | -            | -            | -         | 2             | 14            |    |
| FRA                  | -           | 1             | 1             | -            | 4          | 1            | 2            | 2          | 2             | 38            | RSA           | 1           | -             | -             | -            | -         | 1            | -            | 3         | 1             | 14            |    |
| JPN                  | -           | 2             | 1             | 2            | 1          | -            | 1            | 1          | 3             | 37            | TRI           | -           | 1             | 1             | -            | -         | -            | -            | -         | 2             | 13            |    |
| UKR                  | 1           | 1             | 1             | -            | 2          | 2            | -            | -          | 3             | 35            | HUN           | -           | -             | -             | 1            | -         | 1            | 1            | 1         | 0             | 11            |    |
| BAH                  | 3           | -             | 1             | -            | 1          | -            | -            | -          | 4             | 34            | UKR           | -           | -             | -             | -            | 1         | 2            | -            | -         | 0             | 10            |    |
| MAR                  | 2           | 1             | -             | -            | 1          | 2            | 1            | 1          | 3             | 31            | SKN           | -           | -             | 1=            | -            | 1         | -            | -            | -         | 1             | 9.5           |    |
| CZE                  | 2           | -             | -             | 1            | -          | 2            | 1            | 1          | 2             | 30            | MEX           | -           | -             | 1             | -            | -         | 1            | -            | -         | 1             | 9             |    |
| AUS                  | 1           | -             | 2             | 2            | -          | -            | -            | -          | 3             | 30            | KSA           | -           | -             | -             | 1            | 1         | -            | -            | -         | 0             | 9             |    |
| SWE                  | -           | 1             | 1             | 1=           | 1          | 1=           | -            | -          | 2             | 24            | DOM           | 1           | -             | -             | -            | -         | -            | -            | -         | 1             | 8             |    |
| RSA                  | 2           | -             | -             | -            | -          | 1            | -            | 3          | 2             | 22            | SUI           | 1           | -             | -             | -            | -         | -            | -            | -         | 1             | 8             |    |
| FIN                  | -           | 1             | 1             | -            | 1          | 1            | 1            | -          | 2             | 22            | POR           | -           | -             | 1             | -            | -         | -            | 1            | -         | 1             | 8             |    |
| HUN                  | -           | -             | -             | 2            | -          | 1            | 1+1=         | 1          | 0             | 17.5          | MRI           | -           | -             | -             | 1            | -         | 1            | -            | -         | 0             | 8             |    |
| BUL                  | -           | -             | 1             | 2            | -          | -            | -            | 1          | 1             | 17            | EST           | -           | 1             | -             | -            | -         | -            | -            | -         | 1             | 7             |    |
| MEX                  | -           | -             | 2             | -            | -          | 1            | -            | -          | 2             | 15            | ISR           | -           | 1             | -             | -            | -         | -            | -            | -         | 1             | 7             |    |
| TRI                  | -           | 1             | 1             | -            | -          | -            | -            | -          | 2             | 13            | LTU           | -           | 1             | -             | -            | -         | -            | -            | -         | 1             | 7             |    |
| POR                  | -           | -             | 1             | 1            | -          | -            | 1            | -          | 1             | 13            | HAI           | -           | -             | 1             | -            | -         | -            | -            | -         | 1             | 6             |    |
| CMR                  | -           | 1             | -             | -            | -          | 1            | 1            | -          | 1             | 12            | LAT           | -           | -             | -             | 1            | -         | -            | -            | 1         | 0             | 6             |    |
| LTU                  | -           | 1             | -             | -            | -          | 1            | -            | -          | 1             | 10            | BRA           | -           | -             | -             | 1            | -         | -            | -            | -         | 0             | 5             |    |
| CAY                  | -           | -             | 1             | -            | 1          | -            | -            | -          | 1             | 10            | BLR           | -           | -             | -             | -            | -         | 1            | 1            | -         | 0             | 5             |    |
| LAT                  | -           | -             | -             | 1            | 1          | -            | -            | 1          | 0             | 10            | CAN           | -           | -             | -             | -            | -         | 1=           | -            | 2         | 0             | 4.5           |    |
| CAN                  | -           | -             | -             | -            | 1          | 1=           | -            | 3          | 0             | 9.5           | CAY           | -           | -             | -             | -            | 1         | -            | -            | -         | 0             | 4             |    |
| SKN                  | -           | -             | 1=            | -            | 1          | -            | -            | -          | 1             | 9.5           | CIV           | -           | -             | -             | -            | 1         | -            | -            | -         | 0             | 4             |    |
| CHN                  | -           | -             | -             | 1            | 1          | -            | -            | -          | 0             | 9             | YUG           | -           | -             | -             | -            | 1         | -            | -            | -         | 0             | 4             |    |
| KSA                  | -           | -             | -             | 1            | 1          | -            | -            | -          | 0             | 9             | BER           | -           | -             | -             | -            | -         | 1            | -            | -         | 0             | 3             |    |
| DOM                  | 1           | -             | -             | -            | -          | -            | -            | -          | 1             | 8             | GRN           | -           | -             | -             | -            | -         | 1            | -            | -         | 0             | 3             |    |
| MOZ                  | 1           | -             | -             | -            | -          | -            | -            | -          | 1             | 8             | NED           | -           | -             | -             | -            | -         | 1=           | -            | -         | 0             | 2.5           |    |
| SEN                  | 1           | -             | -             | -            | -          | -            | -            | -          | 1             | 8             | GHA           | -           | -             | -             | -            | -         | -            | 1            | -         | 0             | 2             |    |
| SUI                  | 1           | -             | -             | -            | -          | -            | -            | -          | 1             | 8             | QAT           | -           | -             | -             | -            | -         | -            | 1            | -         | 0             | 2             |    |
| MRI                  | -           | -             | -             | 1            | -          | 1            | -            | -          | 0             | 8             | BUL           | -           | -             | -             | -            | -         | -            | -            | 1         | 0             | 1             |    |
| NGR                  | -           | -             | -             | 1            | -          | 1            | -            | -          | 0             | 8             | ECU           | -           | -             | -             | -            | -         | -            | -            | 1         | 0             | 1             |    |
| AUT                  | -           | 1             | -             | -            | -          | -            | -            | -          | 1             | 7             | TUR           | -           | -             | -             | -            | -         | -            | -            | 1         | 0             | 1             |    |
| EST                  | -           | 1             | -             | -            | -          | -            | -            | -          | 1             | 7             | <b>Totals</b> | <b>46</b>   | <b>45+2=</b>  | <b>44+2=</b>  | <b>44+2=</b> | <b>45</b> | <b>44+4=</b> | <b>39+2=</b> | <b>36</b> | <b>139</b>    | <b>1639</b>   |    |
| ISR                  | -           | 1             | -             | -            | -          | -            | -            | -          | 1             | 7             | <b>WOMEN</b>  | <b>Gold</b> | <b>Silver</b> | <b>Bronze</b> | <b>4</b>     | <b>5</b>  | <b>6</b>     | <b>7</b>     | <b>8</b>  | <b>Medals</b> | <b>Points</b> |    |
| BRA                  | -           | -             | -             | 1            | -          | -            | 1            | -          | 0             | 7             | RUS           | 4           | 4             | 3             | 2            | 1         | 3            | 1            | 3         | 11            | 106           |    |
| HAI                  | -           | -             | 1             | -            | -          | -            | -            | -          | 1             | 6             | USA           | 2           | 2             | 1             | 3            | 2         | -            | 2            | 1         | 5             | 64            |    |
| KAZ                  | -           | -             | 1             | -            | -          | -            | -            | -          | 1             | 6             | GER           | 1           | 2             | -             | 2            | 4         | 1            | 2            | 2         | 3             | 57            |    |
| SUR                  | -           | -             | 1             | -            | -          | -            | -            | -          | 1             | 6             | ROU           | 2           | 2             | -             | -            | 1         | 3            | 1=           | 1         | 4             | 45.5          |    |
| CHA                  | -           | -             | -             | -            | 1          | -            | -            | -          | 0             | 4             | JAM           | 1           | 1             | 1             | 1            | 1         | 1            | 1            | 2         | 3             | 37            |    |
| CIV                  | -           | -             | -             | -            | 1          | -            | -            | -          | 0             | 4             | BLR           | 2           | 2             | -             | -            | -         | -            | 2            | -         | 4             | 34            |    |
| SLO                  | -           | -             | -             | -            | 1          | -            | -            | -          | 0             | 4             | CUB           | 2           | -             | 2             | -            | -         | -            | 1            | 1         | 4             | 31            |    |
| YUG                  | -           | -             | -             | -            | 1          | -            | -            | -          | 0             | 4             | ETH           | 1           | 1             | 2             | -            | -         | -            | 1            | -         | 4             | 29            |    |
| CRO                  | -           | -             | -             | -            | -          | 1            | -            | 1          | 0             | 4             | GRE           | -           | 2             | 1             | -            | -         | 2            | -            | 1         | 3             | 27            |    |
| BER                  | -           | -             | -             | -            | -          | 1            | -            | -          | 0             | 3             | UKR           | 1           | 1             | 1             | -            | 1         | -            | -            | -         | 3             | 25            |    |
| GRN                  | -           | -             | -             | -            | -          | 1            | -            | -          | 0             | 3             | ITA           | 1           | -             | 1             | 2            | -         | -            | -            | 1         | 2             | 25            |    |
| ISL                  | -           | -             | -             | -            | -          | 1            | -            | -          | 0             | 3             | ESP           | -           | 1             | 1             | -            | 1         | 1            | 1            | -         | 2             | 22            |    |
| NED                  | -           | -             | -             | -            | -          | 1=           | -            | -          | 0             | 2.5           | GBR           | -           | -             | -             | 1            | 2         | 2            | 1            | -         | 0             | 21            |    |
| GHA                  | -           | -             | -             | -            | -          | -            | 1            | -          | 0             | 2             | FRA           | -           | 1             | -             | -            | 1         | 1            | 2            | 1         | 1             | 19            |    |
| QAT                  | -           | -             | -             | -            | -          | -            | 1            | -          | 0             | 2             | BAH           | 1           | -             | 1             | -            | 1         | -            | -            | -         | 2             | 18            |    |
| ECU                  | -           | -             | -             | -            | -          | -            | -            | 1          | 0             | 1             | POL           | -           | -             | 1             | 1            | 1         | -            | 1            | -         | 1             | 17            |    |
| TUR                  | -           | -             | -             | -            | -          | -            | -            | 1          | 0             | 1             | BUL           | -           | -             | 1             | 2            | -         | -            | -            | -         | 1             | 16            |    |
| <b>Totals</b>        | <b>46</b>   | <b>45+2=</b>  | <b>44+2=</b>  | <b>44+2=</b> | <b>45</b>  | <b>44+4=</b> | <b>39+2=</b> | <b>36</b>  | <b>139</b>    | <b>1639</b>   | JPN           | -           | 1             | -             | 1            | -         | -            | -            | -         | 1             | 12            |    |
| <b>MEN</b>           | <b>Gold</b> | <b>Silver</b> | <b>Bronze</b> | <b>4</b>     | <b>5</b>   | <b>6</b>     | <b>7</b>     | <b>8</b>   | <b>Medals</b> | <b>Points</b> | CMR           | -           | 1             | -             | -            | -         | 1            | 1            | -         | 1             | 12            |    |
| USA                  | 3           | 3             | 1+1=          | 2            | 2          | -            | 3            | 1          | 8             | 81.5          | AUS           | -           | -             | 1             | 1            | -         | -            | -            | -         | 1             | 11            |    |
| KEN                  | 3           | 3             | 2             | 2            | -          | 1            | 1            | 2          | 8             | 74            | MAR           | 1           | -             | -             | -            | -         | -            | 1            | -         | 1             | 10            |    |
| RUS                  | 1           | 1+2=          | 3             | 1+1=         | 2          | 1            | 1            | -          | 7             | 68.5          | KEN           | -           | -             | -             | 1            | -         | 1            | 1            | -         | 0             | 10            |    |
| GER                  | 2           | 1             | 1             | 1            | 2          | 1+1=         | 2            | -          | 4             | 51.5          | CHN           | -           | -             | -             | 1            | 1         | -            | -            | -         | 0             | 9             |    |
| ESP                  | -           | 1             | -             | 3            | 3          | 5            | -            | -          | 1             | 49            | CZE           | -           | -             | -             | 1            | -         | 1            | -            | 1         | 0             | 9             |    |
| ETH                  | 1           | 2             | 1             | 2            | -          | -            | 2            | 1          | 4             | 43            | MOZ           | 1           | -             | -             | -            | -         | -            | -            | -         | -             | 1             | 8  |
|                      |             |               |               |              |            |              |              |            |               |               | RSA           | 1           | -             | -             | -            | -         | -            | -            | -         | -             | 1             | 8  |
|                      |             |               |               |              |            |              |              |            |               |               | SEN           | 1           | -             | -             | -            | -         | -            | -            | -         | -             | 1             | 8  |
|                      |             |               |               |              |            |              |              |            |               |               | NGR           | -           | -             | -             | 1            | -         | 1            | -            | -         | 0             | 8             |    |
|                      |             |               |               |              |            |              |              |            |               |               | AUT           | -           | 1             | -             | -            | -         | -            | -            | -         | 1             | 7             |    |
|                      |             |               |               |              |            |              |              |            |               |               | FIN           | -           | -             | -             | -            | 1         | 1            | -            | -         | 0             | 7             |    |
|                      |             |               |               |              |            |              |              |            |               |               | HUN           | -           | -             | -             | 1            | -         | -            | 1=           | -         | 0             | 6.5           |    |
|                      |             |               |               |              |            |              |              |            |               |               | CAY           | -           | -             | 1             | -            | -         | -            | -            | -         | 1             | 6             |    |

| 2001   | Gold | Silver | Bronze | 4th | 5th | 6th | 7th   | 8th | Medals | Points | 2003   | Gold | Silver | Bronze | 4th   | 5th | 6th   | 7th | 8th | Medals | Points |
|--------|------|--------|--------|-----|-----|-----|-------|-----|--------|--------|--------|------|--------|--------|-------|-----|-------|-----|-----|--------|--------|
| KAZ    | -    | -      | 1      | -   | -   | -   | -     | -   | 1      | 6      | BAR    | -    | -      | -      | -     | -   | 1     | -   | -   | 0      | 3      |
| MEX    | -    | -      | 1      | -   | -   | -   | -     | -   | 1      | 6      | BEL    | -    | -      | -      | -     | -   | 1     | -   | -   | 0      | 3      |
| SUR    | -    | -      | 1      | -   | -   | -   | -     | -   | 1      | 6      | GRN    | -    | -      | -      | -     | -   | 1     | -   | -   | 0      | 3      |
| SWE    | -    | -      | 1      | -   | -   | -   | -     | -   | 1      | 6      | CRO    | -    | -      | -      | -     | -   | -     | 1   | -   | 0      | 2      |
| POR    | -    | -      | -      | 1   | -   | -   | -     | -   | 0      | 5      | NAM    | -    | -      | -      | -     | -   | -     | 1   | -   | 0      | 2      |
| CAN    | -    | -      | -      | -   | 1   | -   | -     | 1   | 0      | 5      | ERI    | -    | -      | -      | -     | -   | -     | -   | 1   | 0      | 1      |
| CHA    | -    | -      | -      | -   | 1   | -   | -     | -   | 0      | 4      | NOR    | -    | -      | -      | -     | -   | -     | -   | 1   | 0      | 1      |
| LAT    | -    | -      | -      | -   | 1   | -   | -     | -   | 0      | 4      | SCG    | -    | -      | -      | -     | -   | -     | -   | 1   | 0      | 1      |
| SLO    | -    | -      | -      | -   | 1   | -   | -     | -   | 0      | 4      | Totals | 46   | 46     | 46     | 45+2= | 45  | 45+3= | 40  | 35  | 138    | 1636   |
| CRO    | -    | -      | -      | -   | -   | 1   | -     | 1   | 0      | 4      |        |      |        |        |       |     |       |     |     |        |        |
| ISL    | -    | -      | -      | -   | -   | 1   | -     | -   | 0      | 3      |        |      |        |        |       |     |       |     |     |        |        |
| LTU    | -    | -      | -      | -   | -   | 1   | -     | -   | 0      | 3      |        |      |        |        |       |     |       |     |     |        |        |
| BRA    | -    | -      | -      | -   | -   | -   | 1     | -   | 0      | 2      |        |      |        |        |       |     |       |     |     |        |        |
| TUR    | -    | -      | -      | -   | -   | -   | -     | 1   | 0      | 1      |        |      |        |        |       |     |       |     |     |        |        |
| Totals | 22   | 22     | 22     | 22  | 22  | 22  | 19+2= | 17  | 66     | 784    |        |      |        |        |       |     |       |     |     |        |        |

## PARIS 2003

## OVERALL

|     | Gold | Silver | Bronze | 4th  | 5th | 6th  | 7th | 8th | Medals | Points |        | Gold | Silver | Bronze | 4th | 5th | 6th   | 7th | 8th | Medals | Points |
|-----|------|--------|--------|------|-----|------|-----|-----|--------|--------|--------|------|--------|--------|-----|-----|-------|-----|-----|--------|--------|
| RUS | 7    | 7      | 5      | 9    | 3   | 6    | 1   | 5   | 19     | 217    | USA    | 6    | 4      | -      | 2   | -   | 2+2=  | 2   | 1   | 10     | 101    |
| USA | 8    | 7      | 1      | 2+1= | -   | 4+2= | 3   | 2   | 16     | 157.5  | RUS    | 1    | 2      | 1      | 2   | 1   | 2     | -   | 2   | 4      | 50     |
| FRA | 3    | 3      | 2      | 3    | 1   | -    | 1   | -   | 8      | 78     | KEN    | 1    | 1      | -      | 2   | 3   | 2     | 2   | 1   | 2      | 48     |
| KEN | 2    | 1      | 1      | 2    | 4   | 4    | 3   | 1   | 4      | 74     | ESP    | -    | 2      | 2      | -   | 1   | 3     | 1   | 2   | 4      | 43     |
| GER | -    | 1      | 3      | 2    | 6   | 2    | 2   | 4   | 4      | 73     | FRA    | 1    | 2      | -      | 2   | 1   | -     | -   | -   | 3      | 36     |
| JAM | -    | 4      | 2      | 2    | 3   | -    | -   | 1   | 6      | 63     | GER    | -    | -      | 2      | 1   | 3   | 1     | -   | 2   | 2      | 34     |
| BLR | 3    | 1      | 3      | -    | 1   | 1    | 2   | -   | 7      | 60     | JAM    | -    | 2      | 1      | 1   | 2   | -     | -   | -   | 3      | 33     |
| ETH | 3    | 2      | 2      | -    | 2   | -    | -   | -   | 7      | 56     | ETH    | 1    | 1      | 2      | -   | -   | 1     | -   | -   | 4      | 30     |
| ESP | -    | 3      | 2      | 1    | 1   | 3    | 1   | 2   | 5      | 55     | RSA    | 1    | 1      | 1      | -   | -   | 1     | 2   | 1   | 3      | 29     |
| UKR | -    | -      | 3      | 3    | 2   | 2+1= | 1   | 1   | 3      | 52     | BLR    | 2    | -      | 1      | -   | -   | 1     | 1   | -   | 3      | 27     |
| GBR | -    | 1      | 2      | 3    | 1   | 2    | 1   | -   | 3      | 46     | MAR    | 2    | 1      | -      | -   | -   | -     | -   | -   | 3      | 23     |
| GRE | 1    | 1      | 3      | -    | 1   | 2    | 2   | 2   | 5      | 42     | UKR    | -    | -      | 2      | 1   | -   | 1+1=  | -   | 1   | 2      | 23     |
| ITA | 1    | -      | 2      | -    | 1   | 4    | 1   | 1   | 3      | 39     | SWE    | 1    | 1      | 1      | -   | -   | -     | -   | -   | 3      | 21     |
| JPN | -    | 1      | 3      | 1    | 1   | 1    | 1   | -   | 4      | 39     | ITA    | 1    | -      | 1      | -   | 1   | 1     | -   | -   | 2      | 21     |
| RSA | 2    | 1      | 1      | -    | -   | 1    | 2   | 2   | 4      | 38     | JPN    | -    | -      | 2      | -   | 1   | 1     | 1   | -   | 2      | 21     |
| SWE | 2    | 1      | 2      | -    | -   | -    | -   | 1   | 5      | 36     | CZE    | -    | 1      | -      | 2   | -   | -     | 1   | -   | 1      | 19     |
| POL | 1    | -      | -      | 1=   | 3   | 2    | 2   | 1   | 1      | 35.5   | GBR    | -    | -      | 1      | 2   | -   | 1     | -   | -   | 1      | 19     |
| CUB | 1    | 1      | -      | 1    | 2   | 1    | 1   | -   | 2      | 33     | POL    | 1    | -      | -      | -   | 1   | 1     | 1   | -   | 1      | 17     |
| MAR | 2    | 1      | -      | 1    | -   | -    | -   | -   | 3      | 28     | BRA    | -    | 1      | -      | -   | 2   | -     | -   | 1   | 1      | 16     |
| CHN | -    | -      | 2      | 1    | -   | 1    | 3   | -   | 2      | 26     | QAT    | 1    | -      | -      | 1   | -   | -     | 1   | -   | 1      | 15     |
| AUS | 1    | -      | -      | 2    | 1   | -    | 1   | 1   | 1      | 25     | HUN    | -    | 2      | -      | -   | -   | -     | -   | -   | 2      | 14     |
| BAH | -    | 1      | 2      | -    | 1   | -    | -   | 2   | 3      | 25     | CUB    | -    | 1      | -      | 1   | -   | -     | 1   | -   | 1      | 14     |
| CZE | -    | 1      | -      | 2    | 1   | -    | 1   | -   | 1      | 23     | AUS    | -    | -      | -      | 2   | 1   | -     | -   | -   | 0      | 14     |
| CAN | 1    | -      | 1      | -    | -   | 1    | -   | 1   | 2      | 18     | BAH    | -    | -      | 2      | -   | -   | -     | -   | 1   | 2      | 13     |
| HUN | -    | 2      | -      | -    | -   | 1    | -   | -   | 2      | 17     | NGR    | -    | -      | -      | 1   | 1   | 1     | -   | 1   | 0      | 13     |
| BRA | -    | 1      | -      | -    | 2   | -    | -   | 1   | 1      | 16     | GRE    | -    | -      | 1      | -   | -   | 1     | 1   | 1   | 1      | 12     |
| NED | -    | -      | 1      | 1    | -   | -    | 2   | 1   | 1      | 16     | CHN    | -    | -      | 1      | -   | -   | 1     | 1   | -   | 1      | 11     |
| QAT | 1    | -      | -      | 1    | -   | 1    | -   | 1   | 1      | 15     | NED    | -    | -      | 1      | -   | -   | -     | 2   | 1   | 1      | 11     |
| FIN | -    | -      | -      | 1    | 1   | 1    | 1   | -   | 0      | 14     | EST    | -    | 1      | -      | -   | -   | -     | -   | 1   | 1      | 9      |
| MEX | 1    | -      | -      | 1    | -   | -    | -   | -   | 1      | 13     | POR    | -    | -      | -      | 1   | 1   | -     | -   | -   | 0      | 9      |
| NGR | -    | -      | -      | 1    | 1   | 1    | -   | 1   | 0      | 13     | FIN    | -    | -      | -      | -   | 1   | 1     | 1   | -   | 0      | 9      |
| ROU | -    | -      | -      | 1    | 1   | 1    | -   | -   | 0      | 12     | ALG    | 1    | -      | -      | -   | -   | -     | -   | -   | 1      | 8      |
| TUR | -    | 1      | -      | -    | 1   | -    | -   | -   | 1      | 11     | DOM    | 1    | -      | -      | -   | -   | -     | -   | -   | 1      | 8      |
| EST | -    | 1      | -      | -    | -   | -    | 2   | -   | 1      | 11     | ECU    | 1    | -      | -      | -   | -   | -     | -   | -   | 1      | 8      |
| DOM | 1    | -      | -      | -    | -   | -    | -   | 1   | 1      | 9      | LTU    | 1    | -      | -      | -   | -   | -     | -   | -   | 1      | 8      |
| CMR | -    | 1      | -      | -    | -   | -    | 1   | -   | 1      | 9      | SKN    | 1    | -      | -      | -   | -   | -     | -   | -   | 1      | 8      |
| POR | -    | -      | -      | 1    | 1   | -    | -   | -   | 0      | 9      | MRI    | -    | -      | -      | -   | 2   | -     | -   | -   | 0      | 8      |
| ALG | 1    | -      | -      | -    | -   | -    | -   | -   | 1      | 8      | TRI    | -    | 1      | -      | -   | -   | -     | -   | -   | 1      | 7      |
| ECU | 1    | -      | -      | -    | -   | -    | -   | -   | 1      | 8      | CAN    | -    | -      | 1      | -   | -   | -     | -   | -   | 1      | 6      |
| LTU | 1    | -      | -      | -    | -   | -    | -   | -   | 1      | 8      | KAZ    | -    | -      | 1      | -   | -   | -     | -   | -   | 1      | 6      |
| MOZ | 1    | -      | -      | -    | -   | -    | -   | -   | 1      | 8      | GHA    | -    | -      | -      | 1   | -   | -     | -   | 1   | 0      | 6      |
| SKN | 1    | -      | -      | -    | -   | -    | -   | -   | 1      | 8      | DEN    | -    | -      | -      | 1   | -   | -     | -   | -   | 0      | 5      |
| GHA | -    | -      | -      | 1    | -   | -    | 1   | 1   | 0      | 8      | MEX    | -    | -      | -      | 1   | -   | -     | -   | -   | 0      | 5      |
| MRI | -    | -      | -      | -    | 2   | -    | -   | -   | 0      | 8      | KSA    | -    | -      | -      | -   | 1   | -     | -   | -   | 0      | 4      |
| IRL | -    | 1      | -      | -    | -   | -    | -   | -   | 1      | 7      | SLO    | -    | -      | -      | -   | 1   | -     | -   | -   | 0      | 4      |
| TRI | -    | 1      | -      | -    | -   | -    | -   | -   | 1      | 7      | GRN    | -    | -      | -      | -   | -   | 1     | -   | -   | 0      | 3      |
| BUL | -    | -      | -      | 1    | -   | -    | 1   | -   | 0      | 7      | NAM    | -    | -      | -      | -   | -   | -     | 1   | -   | 0      | 2      |
| IND | -    | -      | 1      | -    | -   | -    | -   | -   | 1      | 6      | ERI    | -    | -      | -      | -   | -   | -     | -   | 1   | 0      | 1      |
| KAZ | -    | -      | 1      | -    | -   | -    | -   | -   | 1      | 6      | NOR    | -    | -      | -      | -   | -   | -     | -   | 1   | 0      | 1      |
| SEN | -    | -      | 1      | -    | -   | -    | -   | -   | 1      | 6      | Totals | 24   | 24     | 24     | 24  | 24  | 23+3= | 20  | 18  | 72     | 853    |
| DEN | -    | -      | -      | 1    | -   | -    | -   | -   | 0      | 5      |        |      |        |        |     |     |       |     |     |        |        |
| KSA | -    | -      | -      | -    | 1   | -    | -   | -   | 0      | 4      |        |      |        |        |     |     |       |     |     |        |        |
| NZL | -    | -      | -      | -    | 1   | -    | -   | -   | 0      | 4      |        |      |        |        |     |     |       |     |     |        |        |
| PRK | -    | -      | -      | -    | 1   | -    | -   | -   | 0      | 4      |        |      |        |        |     |     |       |     |     |        |        |
| SLO | -    | -      | -      | -    | 1   | -    | -   | -   | 0      | 4      |        |      |        |        |     |     |       |     |     |        |        |

|     | Gold | Silver | Bronze | 4th | 5th | 6th | 7th | 8th | Medals | Points |
|-----|------|--------|--------|-----|-----|-----|-----|-----|--------|--------|
| USA | 6    | 5      | 4      | 7   | 2   | 4   | 1   | 3   | 15     | 167    |
| RUS | 2    | 3      | 1      | 1=  | -   | 2   | 1   | 1   | 6      | 56.5   |
| FRA | 2    | 1      | 2      | 1   | -   | -   | 1   | -   | 5      | 42     |
| GER | -    | 1      | 1      | 1   | 3   | 1   | 2   | 2   | 2      | 39     |
| BLR | 1    | 1      | 2      | -   | 1   | -   | 1   | -   | 4      | 33     |
| GRE | 1    | 1      | 2      | -   | -   | -   | 1   | 1   | 4      | 30     |
| JAM | -    | 2      | 1      | 1   | 1   | -   | -   | 1   | 3      | 30     |
| UKR | -    | -      | 1      | 2   | 2   | 1   | 1   | -   | 1      | 29     |
| GBR | -    | 1      | 1      | 1   | 1   | 1   | 1   | -   | 2      | 27     |
| ETH | 2    | 1      | -      | -   | -   | 1   | -   | -   | 3      | 26     |
| KEN | 1    | -      | 1      | -   | 1   | 2   | 1   | -   | 2      | 26     |
| CUB | 1    | -      | -      | -   | 2   | 1   | -   | -   | 1      | 19     |
| POL | -    | -      | -      | 1=  | 2   | 1   | 1   | 1   | 0      | 18.5   |
| JPN | -    | 1      | 1      | 1   | -   | -   | -   | -   | 2      | 18     |

| 2003          | Gold      | Silver    | Bronze    | 4th          | 5th       | 6th       | 7th       | 8th       | Medals    | Points     | 2005          | Gold        | Silver        | Bronze        | 4th        | 5th          | 6th          | 7th        | 8th        | Medals        | Points        |
|---------------|-----------|-----------|-----------|--------------|-----------|-----------|-----------|-----------|-----------|------------|---------------|-------------|---------------|---------------|------------|--------------|--------------|------------|------------|---------------|---------------|
| ITA           | -         | -         | 1         | -            | -         | 3         | 1         | 1         | 1         | 18         | QAT           | 1           | -             | -             | -          | -            | -            | -          | -          | 1             | 8             |
| SWE           | 1         | -         | 1         | -            | -         | -         | -         | 1         | 2         | 15         | HUN           | -           | -             | 1             | -          | -            | 1            | -          | -          | 1             | 9             |
| CHN           | -         | -         | 1         | 1            | -         | -         | 2         | -         | 1         | 15         | DEN           | -           | -             | -             | 1          | 1            | -            | -          | -          | 0             | 9             |
| CAN           | 1         | -         | -         | -            | -         | 1         | -         | 1         | 1         | 12         | BRA           | -           | -             | -             | -          | 1            | 1            | -          | 1          | 0             | 8             |
| ESP           | -         | 1         | -         | 1            | -         | -         | -         | -         | 1         | 12         | GRE           | -           | -             | -             | -          | 1            | 1            | -          | 1          | 0             | 8             |
| BAH           | -         | 1         | -         | -            | 1         | -         | -         | 1         | 1         | 12         | RSA           | -           | -             | -             | -          | -            | 2            | 1          | -          | 0             | 8             |
| ROU           | -         | -         | -         | 1            | 1         | 1         | -         | -         | 0         | 12         | SKN           | -           | -             | 1             | -          | -            | -            | -          | -          | 1             | 6             |
| AUS           | 1         | -         | -         | -            | -         | -         | 1         | 1         | 1         | 11         | MOZ           | -           | -             | -             | 1          | -            | -            | -          | -          | 0             | 5             |
| TUR           | -         | 1         | -         | -            | 1         | -         | -         | -         | 1         | 11         | SUD           | -           | -             | -             | 1          | -            | -            | -          | -          | 0             | 5             |
| RSA           | 1         | -         | -         | -            | -         | -         | -         | 1         | 1         | 9          | BEL           | -           | -             | -             | -          | -            | 1            | 1          | -          | 0             | 5             |
| CMR           | -         | 1         | -         | -            | -         | -         | 1         | -         | 1         | 9          | LAT           | -           | -             | -             | -          | -            | 1            | 1          | -          | 0             | 5             |
| MEX           | 1         | -         | -         | -            | -         | -         | -         | -         | 1         | 8          | PAN           | -           | -             | -             | -          | -            | 1            | 1          | -          | 0             | 5             |
| MOZ           | 1         | -         | -         | -            | -         | -         | -         | -         | 1         | 8          | IND           | -           | -             | -             | 1          | -            | -            | -          | -          | 0             | 5             |
| IRL           | -         | 1         | -         | -            | -         | -         | -         | -         | 1         | 7          | MRI           | -           | -             | -             | -          | 1            | -            | -          | -          | 0             | 4             |
| BUL           | -         | -         | -         | 1            | -         | -         | 1         | -         | 0         | 7          | TUN           | -           | -             | -             | -          | 1            | -            | -          | -          | 0             | 4             |
| IND           | -         | -         | 1         | -            | -         | -         | -         | -         | 1         | 6          | SEN           | -           | -             | -             | -          | -            | 1            | -          | 1          | 0             | 4             |
| SEN           | -         | -         | 1         | -            | -         | -         | -         | -         | 1         | 6          | AHO           | -           | -             | -             | -          | -            | 1            | -          | -          | 0             | 3             |
| FIN           | -         | -         | -         | 1            | -         | -         | -         | -         | 0         | 5          | BAR           | -           | -             | -             | -          | -            | 1            | -          | -          | 0             | 3             |
| MAR           | -         | -         | -         | 1            | -         | -         | -         | -         | 0         | 5          | COL           | -           | -             | -             | -          | -            | 1            | -          | -          | 0             | 3             |
| NED           | -         | -         | -         | 1            | -         | -         | -         | -         | 0         | 5          | ERI           | -           | -             | -             | -          | -            | 1            | -          | -          | 0             | 3             |
| CZE           | -         | -         | -         | -            | 1         | -         | -         | -         | 0         | 4          | NGR           | -           | -             | -             | -          | -            | -            | 1          | -          | 0             | 2             |
| NZL           | -         | -         | -         | -            | 1         | -         | -         | -         | 0         | 4          | SCG           | -           | -             | -             | -          | -            | -            | 1          | -          | 0             | 2             |
| PRK           | -         | -         | -         | -            | 1         | -         | -         | -         | 0         | 4          | CAY           | -           | -             | -             | -          | -            | -            | -          | 1          | 0             | 1             |
| BAR           | -         | -         | -         | -            | -         | 1         | -         | -         | 0         | 3          | SVK           | -           | -             | -             | -          | -            | -            | -          | 1          | 0             | 1             |
| BEL           | -         | -         | -         | -            | -         | 1         | -         | -         | 0         | 3          | <b>Totals</b> | <b>47</b>   | <b>46+2=</b>  | <b>46</b>     | <b>47</b>  | <b>45+5=</b> | <b>44+2=</b> | <b>44</b>  | <b>43</b>  | <b>141</b>    | <b>1686</b>   |
| HUN           | -         | -         | -         | -            | -         | 1         | -         | -         | 0         | 3          | <b>MEN</b>    | <b>Gold</b> | <b>Silver</b> | <b>Bronze</b> | <b>4th</b> | <b>5th</b>   | <b>6th</b>   | <b>7th</b> | <b>8th</b> | <b>Medals</b> | <b>Points</b> |
| CRO           | -         | -         | -         | -            | -         | -         | 1         | -         | 0         | 2          | USA           | 9           | 4             | 2             | 4          | 2+1=         | 2            | 3          | -          | 15            | 155           |
| EST           | -         | -         | -         | -            | -         | -         | 1         | -         | 0         | 2          | RUS           | 1           | 2+1=          | 2             | 1          | 3            | 1            | 2          | 1          | 6             | 65.5          |
| GHA           | -         | -         | -         | -            | -         | -         | 1         | -         | 0         | 2          | KEN           | 1           | 1             | 3             | 2          | 1            | 1            | 3          | -          | 5             | 56            |
| DOM           | -         | -         | -         | -            | -         | -         | -         | 1         | 0         | 1          | FRA           | 2           | -             | -             | -          | 3            | 2            | 1          | 1          | 2             | 37            |
| SCG           | -         | -         | -         | -            | -         | -         | -         | 1         | 0         | 1          | GER           | -           | -             | 3             | 2          | 1=           | -            | 2          | 1          | 3             | 36            |
| <b>Totals</b> | <b>22</b> | <b>22</b> | <b>22</b> | <b>21+2=</b> | <b>21</b> | <b>22</b> | <b>20</b> | <b>17</b> | <b>66</b> | <b>783</b> | ESP           | -           | 1             | 1             | 1          | 1            | 2            | -          | 1          | 2             | 29            |

## HELSINKI 2005

## OVERALL

|               | Gold      | Silver       | Bronze    | 4th       | 5th          | 6th       | 7th       | 8th       | Medals    | Points     |   |
|---------------|-----------|--------------|-----------|-----------|--------------|-----------|-----------|-----------|-----------|------------|---|
| USA           | 14        | 8            | 3         | 4         | 5+1=         | 3         | 5         | 2         | 25        | 250        |   |
| RUS           | 7         | 6+1=         | 4         | 5         | 5            | 5         | 4         | 2         | 18        | 198.5      |   |
| FRA           | 2         | 2            | 4         | 1         | 3            | 3         | 1         | 2         | 8         | 84         |   |
| JAM           | 1         | 5            | 2         | 3         | 1            | 2         | 1         | 2         | 8         | 84         |   |
| ETH           | 3         | 4            | 2         | 2         | -            | 1         | 2         | 2         | 9         | 83         |   |
| KEN           | 1         | 2            | 4         | 2         | 3            | 1         | 5         | 1         | 7         | 82         |   |
| GER           | 1         | 1            | 5         | 3         | 1=           | 1         | 3         | 1         | 7         | 73         |   |
| CUB           | 3         | 2+1=         | 1         | 1         | -            | -         | 1         | 2         | 7         | 59.5       |   |
| CHN           | -         | 1            | -         | 2         | 6            | 1         | 1         | -         | 1         | 46         |   |
| POL           | -         | 2            | -         | 2         | 1            | 1+1=      | 4         | 2         | 2         | 43.5       |   |
| ESP           | -         | 1            | 1         | 2         | 2            | 3         | -         | 1         | 2         | 41         |   |
| GBR           | 1         | -            | 2         | 1         | 2            | -         | 1         | -         | 3         | 35         |   |
| BAH           | 1         | 1            | -         | 3         | -            | -         | -         | 1         | 2         | 31         |   |
| UKR           | 1         | -            | -         | 1         | 3            | -         | 2         | 2         | 1         | 31         |   |
| MAR           | 1         | 2            | -         | 1         | -            | -         | -         | 1         | 3         | 28         |   |
| CZE           | -         | 1            | 2         | -         | 1+1=         | -         | 1         | 3         | 3         | 27.5       |   |
| SWE           | 2         | -            | 1         | -         | -            | 1         | 1         | -         | 3         | 27         |   |
| BLR           | 1         | 1            | 1         | -         | -            | 1         | -         | 1         | 3         | 25         |   |
| JPN           | -         | -            | 2         | 1         | -            | 1         | -         | 4         | 2         | 24         |   |
| EST           | 1         | 1            | -         | 1         | -            | 1         | -         | -         | 2         | 23         |   |
| BRN           | 2         | -            | -         | 1         | -            | 1         | -         | 1         | 2         | 22         |   |
| FIN           | -         | -            | 1         | 2         | -            | 2         | -         | 1         | 1         | 23         |   |
| ITA           | -         | -            | 1         | -         | 1+2=         | -         | 1         | 2         | 1         | 20.5       |   |
| NED           | 1         | 1            | -         | -         | 1            | -         | -         | 1         | 2         | 20         |   |
| POR           | -         | -            | 2         | 1         | -            | -         | 1         | -         | 2         | 19         |   |
| ROU           | -         | -            | 2         | -         | 1            | -         | 1         | 1         | 2         | 19         |   |
| UGA           | 1         | -            | -         | 1         | -            | 1         | -         | -         | 1         | 16         |   |
| CAN           | -         | -            | 1         | 1         | -            | 1=        | -         | 2         | 1         | 15.5       |   |
| GHA           | -         | 1            | 1         | -         | -            | -         | -         | 1         | 2         | 14         |   |
| TAN           | -         | 1            | -         | -         | 1            | 1         | -         | -         | 1         | 14         |   |
| AUS           | -         | -            | 1         | -         | 1            | 1         | -         | 1         | 1         | 14         |   |
| LTU           | 1         | -            | -         | 1         | -            | -         | -         | -         | 1         | 13         |   |
| NOR           | -         | 1            | -         | 1         | -            | -         | -         | -         | 1         | 12         |   |
| NZL           | -         | 1            | -         | 1         | -            | -         | -         | -         | 1         | 12         |   |
| TRI           | -         | 1            | -         | -         | -            | -         | 2         | -         | 1         | 11         |   |
| ALG           | -         | -            | -         | -         | 2            | -         | 1         | 1         | 0         | 11         |   |
| MEX           | -         | -            | 1         | -         | -            | 1         | -         | 1         | 1         | 10         |   |
| ECU           | 1         | -            | -         | -         | -            | -         | -         | -         | 1         | 8          |   |
| QAT           | 1         | -            | -         | -         | -            | -         | -         | -         | -         | 8          |   |
| HUN           | -         | -            | 1         | -         | -            | -         | -         | -         | -         | 9          |   |
| DEN           | -         | -            | -         | 1         | 1            | -         | -         | -         | -         | 0          | 9 |
| BRA           | -         | -            | -         | -         | 1            | 1         | -         | 1         | 0         | 8          |   |
| GRE           | -         | -            | -         | -         | 1            | 1         | -         | 1         | 0         | 8          |   |
| RSA           | -         | -            | -         | -         | -            | 2         | 1         | -         | 0         | 8          |   |
| SKN           | -         | -            | 1         | -         | -            | -         | -         | -         | 1         | 6          |   |
| MOZ           | -         | -            | -         | 1         | -            | -         | -         | -         | -         | 0          | 5 |
| SUD           | -         | -            | -         | 1         | -            | -         | -         | -         | -         | 0          | 5 |
| BEL           | -         | -            | -         | -         | -            | 1         | 1         | -         | 0         | 5          |   |
| LAT           | -         | -            | -         | -         | -            | 1         | 1         | -         | 0         | 5          |   |
| PAN           | -         | -            | -         | -         | -            | 1         | 1         | -         | 0         | 5          |   |
| IND           | -         | -            | -         | -         | 1            | -         | -         | -         | 0         | 4          |   |
| MRI           | -         | -            | -         | -         | 1            | -         | -         | -         | 0         | 4          |   |
| TUN           | -         | -            | -         | -         | 1            | -         | -         | -         | 0         | 4          |   |
| SEN           | -         | -            | -         | -         | -            | 1         | -         | 1         | 0         | 4          |   |
| AHO           | -         | -            | -         | -         | -            | 1         | -         | -         | 0         | 3          |   |
| BAR           | -         | -            | -         | -         | -            | 1         | -         | -         | 0         | 3          |   |
| COL           | -         | -            | -         | -         | -            | -         | 1         | -         | 0         | 2          |   |
| ERI           | -         | -            | -         | -         | -            | -         | -         | 1         | 0         | 1          |   |
| NGR           | -         | -            | -         | -         | -            | -         | -         | -         | 1         | 0          | 1 |
| SCG           | -         | -            | -         | -         | -            | -         | -         | -         | 1         | 0          | 1 |
| CAY           | -         | -            | -         | -         | -            | -         | -         | -         | 1         | 0          | 1 |
| SVK           | -         | -            | -         | -         | -            | -         | -         | -         | 1         | 0          | 1 |
| <b>Totals</b> | <b>24</b> | <b>23+2=</b> | <b>23</b> | <b>24</b> | <b>22+5=</b> | <b>22</b> | <b>23</b> | <b>22</b> | <b>72</b> | <b>862</b> |   |

| 2005              | Gold        | Silver        | Bronze        | 4th        | 5th        | 6th          | 7th        | 8th        | Medals        | Points        | 2007          | Gold        | Silver        | Bronze        | 4th        | 5th          | 6th          | 7th         | 8th        | Medals        | Points        |
|-------------------|-------------|---------------|---------------|------------|------------|--------------|------------|------------|---------------|---------------|---------------|-------------|---------------|---------------|------------|--------------|--------------|-------------|------------|---------------|---------------|
| <b>WOMEN</b>      | <b>Gold</b> | <b>Silver</b> | <b>Bronze</b> | <b>4th</b> | <b>5th</b> | <b>6th</b>   | <b>7th</b> | <b>8th</b> | <b>Medals</b> | <b>Points</b> | BRA           | -           | 1             | -             | 1          | -            | 1+1=         | 1           | 1          | 1             | 20.5          |
| RUS               | 6           | 4             | 2             | 4          | 2          | 4            | 2          | 1          | 12            | 133           | POR           | 1           | -             | -             | 1          | 1            | -            | 1           | -          | 1             | 19            |
| USA               | 5           | 4             | 1             | -          | 3          | 1            | 2          | 2          | 10            | 95            | CAN           | -           | 2             | -             | -          | -            | 1            | -           | 2          | 2             | 19            |
| ETH               | 2           | 2             | 2             | 2          | -          | 1            | -          | 1          | 6             | 56            | AUS           | 2           | -             | -             | -          | -            | -            | 1           | -          | 2             | 18            |
| JAM               | 1           | 4             | 1             | 2          | -          | 1            | -          | 1          | 6             | 56            | BRN           | 1           | 1             | -             | -          | -            | 1            | -           | -          | 2             | 18            |
| FRA               | -           | 2             | 4             | 1          | -          | 1            | -          | 1          | 6             | 47            | NOR           | -           | 1             | -             | 1          | 1            | -            | -           | 2          | 1             | 18            |
| CUB               | 3           | 1             | 1             | 1          | -          | -            | 1          | 1          | 5             | 45            | ROU           | -           | -             | 1             | -          | 1            | 2            | -           | -          | 1             | 16            |
| GER               | 1           | 1             | 2             | 1          | -          | 1            | 1          | -          | 4             | 37            | MAR           | -           | 1             | -             | 1          | -            | 1            | -           | -          | 1             | 15            |
| CHN               | -           | -             | -             | 2          | 5          | 1            | 1          | -          | 0             | 35            | NZL           | 1           | -             | -             | 1          | -            | -            | -           | -          | 1             | 13            |
| POL               | -           | 1             | -             | 2          | -          | 1+1=         | 1          | 2          | 1             | 26.5          | NED           | -           | -             | 2             | -          | -            | -            | -           | -          | 2             | 12            |
| KEN               | -           | 1             | 1             | -          | 2          | -            | 2          | 1          | 2             | 26            | UGA           | -           | -             | 1             | 1          | -            | -            | -           | -          | 1             | 11            |
| SWE               | 2           | -             | 1             | -          | -          | 1            | -          | -          | 3             | 25            | MEX           | -           | -             | -             | 2          | -            | -            | -           | 1          | 0             | 11            |
| GBR               | 1           | -             | 1             | -          | 1          | -            | 1          | -          | 2             | 20            | BEL           | -           | -             | 1             | -          | 1            | -            | -           | -          | 1             | 10            |
| BLR               | -           | 1             | 1             | -          | -          | 1            | -          | 1          | 2             | 17            | ERI           | -           | -             | -             | 2          | -            | -            | -           | -          | 0             | 10            |
| UKR               | -           | -             | -             | -          | 3          | -            | 2          | 1          | 0             | 17            | EST           | 1           | -             | -             | -          | -            | -            | -           | 1          | 1             | 9             |
| CZE               | -           | -             | 2             | -          | 1          | -            | -          | -          | 2             | 16            | FIN           | 1           | -             | -             | -          | -            | -            | -           | 1          | 1             | 9             |
| BAH               | 1           | -             | -             | 1          | -          | -            | -          | 1          | 1             | 14            | DOM           | -           | 1             | -             | -          | -            | -            | 1           | -          | 1             | 9             |
| ROU               | -           | -             | 1             | -          | 1          | -            | 1          | 1          | 1             | 13            | RSA           | -           | -             | -             | -          | 1            | 1            | 1           | -          | 0             | 9             |
| NZL               | -           | 1             | -             | 1          | -          | -            | -          | -          | 1             | 12            | CRO           | 1           | -             | -             | -          | -            | -            | -           | -          | 1             | 8             |
| ESP               | -           | -             | -             | 1          | 1          | 1            | -          | -          | 0             | 12            | ECU           | 1           | -             | -             | -          | -            | -            | -           | -          | 1             | 8             |
| UGA               | 1           | -             | -             | -          | -          | -            | -          | -          | 1             | 8             | PAN           | 1           | -             | -             | -          | -            | -            | -           | -          | 1             | 8             |
| POR               | -           | -             | 1             | -          | -          | -            | 1          | -          | 1             | 8             | LTU           | -           | -             | -             | 1          | -            | 1            | -           | -          | 0             | 8             |
| GRE               | -           | -             | -             | -          | 1          | 1            | -          | 1          | 0             | 8             | AHO           | -           | -             | -             | -          | 2            | -            | -           | -          | 0             | 8             |
| ITA               | -           | -             | -             | -          | 1          | -            | 1          | 2          | 0             | 8             | HUN           | -           | -             | -             | -          | 2            | -            | -           | -          | 0             | 8             |
| MAR               | -           | 1             | -             | -          | -          | -            | -          | -          | 1             | 7             | GRE           | -           | -             | -             | -          | 1            | 1            | -           | 1          | 0             | 8             |
| GHA               | -           | -             | 1             | -          | -          | -            | -          | -          | 1             | 6             | QAT           | -           | 1             | -             | -          | -            | -            | -           | -          | 1             | 7             |
| MEX               | -           | -             | 1             | -          | -          | -            | -          | -          | 1             | 6             | SUI           | -           | -             | 1             | -          | -            | -            | -           | 1          | 1             | 7             |
| DEN               | -           | -             | -             | 1          | -          | -            | -          | -          | 0             | 5             | ALG           | -           | -             | -             | -          | 1            | 1            | -           | -          | 0             | 7             |
| IND               | -           | -             | -             | 1          | -          | -            | -          | -          | 0             | 5             | KAZ           | -           | -             | 1             | -          | -            | -            | 1=          | -          | 1             | 6.6           |
| LTU               | -           | -             | -             | 1          | -          | -            | -          | -          | 0             | 5             | BUL           | -           | -             | 1             | -          | -            | -            | -           | -          | 1             | 6             |
| MOZ               | -           | -             | -             | 1          | -          | -            | -          | -          | 0             | 5             | CYP           | -           | -             | 1             | -          | -            | -            | -           | -          | 1             | 6             |
| SUD               | -           | -             | -             | 1          | -          | -            | -          | -          | 0             | 5             | SRI           | -           | -             | 1             | -          | -            | -            | -           | -          | 1             | 6             |
| BEL               | -           | -             | -             | -          | 1          | 1            | -          | 0          | 5             | SVK           | -             | -           | 1             | -             | -          | -            | -            | -           | 1          | 6             |               |
| BRA               | -           | -             | -             | -          | 1          | -            | -          | -          | 0             | 4             | TUN           | -           | -             | 1             | -          | -            | -            | -           | -          | 1             | 6             |
| BRN               | -           | -             | -             | -          | 1          | -            | -          | -          | 0             | 4             | NGR           | -           | -             | -             | 1          | -            | -            | -           | 1          | 0             | 6             |
| JPN               | -           | -             | -             | -          | -          | 1            | -          | 1          | 0             | 4             | IRL           | -           | -             | -             | -          | -            | 2            | -           | -          | 0             | 6             |
| SEN               | -           | -             | -             | -          | -          | 1            | -          | 1          | 0             | 4             | LAT           | -           | -             | -             | 1          | -            | -            | -           | -          | 0             | 5             |
| BAR               | -           | -             | -             | -          | -          | 1            | -          | -          | 0             | 3             | EGY           | -           | -             | -             | -          | -            | 1            | -           | -          | 0             | 3             |
| COL               | -           | -             | -             | -          | -          | 1            | -          | -          | 0             | 3             | NAM           | -           | -             | -             | -          | -            | 1            | -           | -          | 0             | 3             |
| FIN               | -           | -             | -             | -          | -          | 1            | -          | -          | 0             | 3             | IRI           | -           | -             | -             | -          | -            | -            | 1           | -          | 0             | 2             |
| TAN               | -           | -             | -             | -          | -          | 1            | -          | -          | 0             | 3             | ISR           | -           | -             | -             | -          | -            | -            | 1           | -          | 0             | 2             |
| CAN               | -           | -             | -             | -          | -          | 1=           | -          | -          | 0             | 2.5           | SEN           | -           | -             | -             | -          | -            | -            | 1           | -          | 0             | 2             |
| ALG               | -           | -             | -             | -          | -          | -            | 1          | -          | 0             | 2             | KSA           | -           | -             | -             | -          | -            | -            | -           | 2          | 0             | 2             |
| NGR               | -           | -             | -             | -          | -          | -            | 1          | -          | 0             | 2             | CAY           | -           | -             | -             | -          | -            | -            | -           | 1          | 0             | 1             |
| SCG               | -           | -             | -             | -          | -          | -            | 1          | -          | 0             | 2             | TTO           | -           | -             | -             | -          | -            | -            | -           | 1          | 0             | 1             |
| TRI               | -           | -             | -             | -          | -          | -            | 1          | -          | 0             | 2             | TUR           | -           | -             | -             | -          | -            | -            | -           | 1          | 0             | 1             |
| CAY               | -           | -             | -             | -          | -          | -            | -          | 1          | 0             | 1             | <b>Totals</b> | <b>47</b>   | <b>46+2=</b>  | <b>46</b>     | <b>47</b>  | <b>46+2=</b> | <b>45+2=</b> | <b>44+5</b> | <b>43</b>  | <b>141</b>    | <b>1687</b>   |
| NED               | -           | -             | -             | -          | -          | -            | -          | 1          | 0             | 1             | <b>MEN</b>    | <b>Gold</b> | <b>Silver</b> | <b>Bronze</b> | <b>4th</b> | <b>5th</b>   | <b>6th</b>   | <b>7th</b>  | <b>8th</b> | <b>Medals</b> | <b>Points</b> |
| <b>Totals</b>     | <b>23</b>   | <b>23</b>     | <b>23</b>     | <b>23</b>  | <b>23</b>  | <b>22+2=</b> | <b>21</b>  | <b>21</b>  | <b>69</b>     | <b>824</b>    | USA           | 10          | 3             | 6             | 3          | 1            | -            | 2           | 1          | 19            | 161           |
| <b>OSAKA 2007</b> |             |               |               |            |            |              |            |            |               |               |               |             |               |               |            |              |              |             |            |               |               |
| <b>OVERALL</b>    |             |               |               |            |            |              |            |            |               |               |               |             |               |               |            |              |              |             |            |               |               |
| USA               | 14          | 5             | 7             | 5          | 5          | 2            | 5          | 3          | 26            | 253           | KEN           | 3           | 2             | 3             | 1          | 2            | -            | 2           | 2          | 8             | 71            |
| RUS               | 4           | 6+1=          | 4             | 6          | 5          | 4+1=         | 4          | -          | 15            | 177           | JAM           | -           | 3             | 1             | 1          | 1            | 2            | 1           | 1          | 4             | 45            |
| KEN               | 5           | 3             | 5             | 3          | 3          | -            | 2          | 4          | 13            | 126           | RUS           | -           | 1             | 1             | 3          | 2            | 2            | -           | -          | 2             | 42            |
| JAM               | 1           | 6             | 3             | 2          | 1          | 3            | 3          | 1          | 10            | 98            | GER           | -           | 1             | 1             | -          | 2            | 2            | 1           | 3          | 2             | 32            |
| GER               | 2           | 2             | 3             | -          | 5          | 2            | 3          | 5          | 7             | 85            | BAH           | 1           | 2             | -             | 1          | -            | -            | -           | 1          | 3             | 28            |
| GBR               | 1           | 1             | 4             | 2          | -          | 4            | -          | 2          | 6             | 63            | FRA           | -           | 2             | -             | -          | 2            | -            | 1           | -          | 2             | 24            |
| CHN               | 1           | 1             | 1             | 3          | 2          | 1            | 3          | 1          | 3             | 54            | ETH           | 1           | 1             | -             | -          | 1            | 1            | -           | 1          | 2             | 23            |
| ETH               | 3           | 1             | -             | -          | 2          | 2            | -          | 1          | 4             | 46            | POL           | -           | -             | 2             | 1          | -            | -            | 2           | -          | 2             | 21            |
| POL               | -           | -             | 3             | 3          | -          | 2            | 2          | 3          | 3             | 46            | ESP           | -           | 1             | -             | -          | -            | 1            | 4           | -          | 1             | 18            |
| CUB               | 1           | 2             | -             | 2          | 1=         | 1            | 2          | 1          | 3             | 43.5          | GBR           | -           | -             | 1             | -          | -            | 4            | -           | -          | 1             | 18            |
| FRA               | -           | 2             | -             | -          | 4          | 1            | 1+1=       | 1          | 2             | 36.6          | ITA           | -           | 1             | 1             | -          | 1            | -            | -           | -          | 2             | 17            |
| BLR               | 1           | 1             | -             | 1          | 1          | 2            | 2          | -          | 2             | 34            | CUB           | -           | -             | -             | 2          | 1=           | -            | 1           | 1          | 0             | 16.5          |
| ESP               | -           | 1             | 2             | -          | -          | 2            | 4          | 1          | 3             | 34            | JPN           | -           | -             | -             | -          | 2            | 2            | 1           | -          | 0             | 16            |
| UKR               | -           | 2             | -             | 1          | 1          | 2            | 1+1=       | 1          | 2             | 32.6          | BLR           | 1           | -             | -             | 1          | -            | -            | 1           | -          | 1             | 15            |
| CZE               | 2           | 1             | -             | 1          | 1=         | -            | -          | 1          | 3             | 32.5          | CHN           | 1           | -             | -             | -          | 1            | -            | 1           | -          | 1             | 14            |
| ITA               | -           | 1+1=          | 1             | -          | 2          | -            | 1          | 1          | 3             | 30.5          | SLO           | -           | 1             | -             | -          | 1            | -            | 1           | -          | 1             | 13            |
| BAH               | 1           | 2             | -             | 1          | -          | -            | -          | 1          | 3             | 28            | NOR           | -           | 1             | -             | -          | 1            | -            | -           | 2          | 1             | 13            |
| SWE               | 1           | -             | -             | 3          | -          | -            | 1+2=       | -          | 1             | 26.2          | CZE           | 1           | -             | -             | -          | 1=           | -            | -           | 1          | 1             | 12.5          |
| JPN               | -           | -             | 1             | -          | 2          | 3            | 1          | -          | 1             | 25            | BRA           | -           | 1             | -             | 1          | -            | -            | -           | -          | 1             | 12            |
| SLO               | -           | 1             | -             | 1          | 2          | -            | 1          | -          | 1             | 22            | NED           | -           | -             | 2             | -          | -            | -            | -           | -          | 2             | 12            |
|                   |             |               |               |            |            |              |            |            |               |               | SWE           | -           | -             | -             | 2          | -            | -            | 1           | -          | 0             | 12            |
|                   |             |               |               |            |            |              |            |            |               |               | CAN           | -           | 1             | -             | -          | -            | 1            | -           | 1          | 1             | 11            |
|                   |             |               |               |            |            |              |            |            |               |               | UGA           | -           | -             | 1             | 1          | -            | -            | -           | -          | 1             | 11            |
|                   |             |               |               |            |            |              |            |            |               |               | AUS           | 1           | -             | -             | -          | -            | -            | 1           | -          | 1             | 10            |
|                   |             |               |               |            |            |              |            |            |               |               | BRN           | -           | 1             | -             | -          | -            | 1            | -           | -          | 1             | 10            |
|                   |             |               |               |            |            |              |            |            |               |               | ERI           | -           | -             | -             | 2          | -            | -            | -           | -          | 0             | 10            |
|                   |             |               |               |            |            |              |            |            |               |               | EST           | 1           | -             | -             | -          | -            | -            | -           | 1          | 1             | 9             |



| 2007          | Gold      | Silver       | Bronze    | 4th       | 5th          | 6th          | 7th         | 8th       | Medals    | Points     | 2009  | Gold  | Silver       | Bronze       | 4th       | 5th          | 6th       | 7th          | 8th       | Medals     | Points      |            |  |
|---------------|-----------|--------------|-----------|-----------|--------------|--------------|-------------|-----------|-----------|------------|---|---|--------------|--------------|-----------|--------------|-----------|--------------|-----------|------------|-------------|------------|--|
|               |           |              |           |           |              |              |             |           |           |            |   | <b>BERLIN 2009</b>  |              |              |           |              |           |              |           |            |             |            |  |
|               |           |              |           |           |              |              |             |           |           |            |   | <b>OVERALL</b>  |              |              |           |              |           |              |           |            |             |            |  |
|               |           |              |           |           |              |              |             |           |           |            |   | <b>Gold Silver Bronze 4th 5th 6th 7th 8th Medals Points</b>       |              |              |           |              |           |              |           |            |             |            |  |
| FIN           | 1         | -            | -         | -         | -            | -            | -           | 1         | 1         | 9          | USA   | 10  | 5+1=         | 6            | 4         | 5            | 8         | 2+1=         | 4         | 22         | 231         |            |  |
| DOM           | -         | 1            | -         | -         | -            | -            | 1           | -         | 1         | 9          | JAM   | 7   | 4            | 2            | 3         | 4            | 2         | 1            | 1         | 13         | 136         |            |  |
| RSA           | -         | -            | -         | -         | 1            | 1            | 1           | -         | 0         | 9          | RUS   | 2   | 2            | 7            | 1         | 5            | 4         | 3+1=         | 3         | 11         | 119.5       |            |  |
| ECU           | 1         | -            | -         | -         | -            | -            | -           | -         | 1         | 8          | KEN   | 4   | 6            | 1            | 3         | 4            | 2         | 3            | -         | 11         | 123         |            |  |
| PAN           | 1         | -            | -         | -         | -            | -            | -           | -         | 1         | 8          | GER   | 2   | 3            | 3+1=         | 4         | 2            | 4         | 2=           | 2         | 9          | 105         |            |  |
| POR           | 1         | -            | -         | -         | -            | -            | -           | -         | 1         | 8          | ETH   | 2   | 2            | 4            | 3         | 3            | 2         | -            | 1         | 8          | 88          |            |  |
| UKR           | -         | -            | -         | 1         | -            | 1            | -           | -         | 0         | 8          | GBR   | 2   | 2            | 3            | 1         | 3            | 2         | 4+1=         | 2         | 7          | 82          |            |  |
| AHO           | -         | -            | -         | -         | 2            | -            | -           | -         | 0         | 8          | POL   | 2   | 3+1=         | 2+1=         | 1         | 1            | -         | 1            | 1         | 9          | 73          |            |  |
| HUN           | -         | -            | -         | -         | 2            | -            | -           | -         | 0         | 8          | CHN   | 2   | 1            | 1            | 1         | 3            | 1         | 1            | 1         | 4          | 52          |            |  |
| QAT           | -         | 1            | -         | -         | -            | -            | -           | -         | 1         | 7          | CUB   | 1   | 4            | 1            | -         | 1            | -         | 2            | 2         | 6          | 52          |            |  |
| SUI           | -         | -            | 1         | -         | -            | -            | -           | 1         | 1         | 7          | AUS   | 2   | -            | 2            | 1         | 3            | 1         | -            | -         | 4          | 48          |            |  |
| ALG           | -         | -            | -         | -         | 1            | 1            | -           | -         | 0         | 7          | FRA   | -   | 1            | 2            | -         | 1=           | 3         | 3            | 4         | 3          | 40.5        |            |  |
| CYP           | -         | -            | 1         | -         | -            | -            | -           | -         | 1         | 6          | TTO   | -   | 1            | 2            | 1         | 1            | 1         | 1            | -         | 3          | 33          |            |  |
| KAZ           | -         | -            | 1         | -         | -            | -            | -           | -         | 1         | 6          | UKR   | -   | -            | -            | 4         | 1            | 1         | 1            | -         | 0          | 29          |            |  |
| SVK           | -         | -            | 1         | -         | -            | -            | -           | -         | 1         | 6          | JPN   | -   | 1            | 1            | 1         | -            | 2         | 2            | -         | 2          | 28          |            |  |
| TUN           | -         | -            | 1         | -         | -            | -            | -           | -         | 1         | 6          | BAH   | -   | 1            | 1            | 1         | 1            | 1         | 1            | -         | 2          | 27          |            |  |
| LAT           | -         | -            | -         | 1         | -            | -            | -           | -         | 0         | 5          | ITA   | -   | -            | 1            | 1         | -            | 2         | 2+1=         | 2         | 1          | 24          |            |  |
| LTU           | -         | -            | -         | 1         | -            | -            | -           | -         | 0         | 5          | RSA   | 2   | 1            | -            | -         | -            | -         | -            | -         | 3          | 23          |            |  |
| MEX           | -         | -            | -         | 1         | -            | -            | -           | -         | 0         | 5          | ESP   | -   | 1            | -            | 1         | 2            | -         | 1            | 1         | 1          | 23          |            |  |
| NGR           | -         | -            | -         | 1         | -            | -            | -           | -         | 0         | 5          | BRN   | 2   | -            | 1            | -         | -            | -         | -            | -         | 3          | 22          |            |  |
| GRE           | -         | -            | -         | -         | -            | 1            | -           | 1         | 0         | 4          | POR   | -   | 1            | -            | 2         | -            | 1         | -            | -         | 1          | 20          |            |  |
| EGY           | -         | -            | -         | -         | -            | 1            | -           | -         | 0         | 3          | NOR   | 2   | -            | -            | -         | -            | 1         | -            | -         | 2          | 19          |            |  |
| IRL           | -         | -            | -         | -         | -            | 1            | -           | -         | 0         | 3          | IRL   | 1   | -            | -            | 1         | -            | 1         | -            | -         | 1          | 16          |            |  |
| MAR           | -         | -            | -         | -         | -            | 1            | -           | -         | 0         | 3          | ROU   | -   | -            | 1            | 1         | -            | -         | 1            | 1         | 1          | 14          |            |  |
| IRI           | -         | -            | -         | -         | -            | -            | 1           | -         | 0         | 2          | BRA   | -   | -            | -            | 1         | 1            | -         | 2            | 1         | 0          | 14          |            |  |
| ISR           | -         | -            | -         | -         | -            | -            | 1           | -         | 0         | 2          | CZE   | -   | 1            | -            | -         | 1=           | 1         | -            | -         | 1          | 12.5        |            |  |
| SEN           | -         | -            | -         | -         | -            | -            | 1           | -         | 0         | 2          | CAN   | -   | 1            | -            | -         | 1            | -         | -            | 1         | 1          | 12          |            |  |
| KSA           | -         | -            | -         | -         | -            | -            | -           | 2         | 0         | 2          | CRO   | 1   | -            | -            | -         | -            | -         | 1            | -         | 1          | 10          |            |  |
| TTO           | -         | -            | -         | -         | -            | -            | -           | 1         | 0         | 1          | SLO   | 1   | -            | -            | -         | -            | -         | 1            | -         | 1          | 10          |            |  |
| TUR           | -         | -            | -         | -         | -            | -            | -           | 1         | 0         | 1          | NZL   | 1   | -            | -            | -         | -            | -         | -            | 1         | 1          | 9           |            |  |
| <b>Totals</b> | <b>24</b> | <b>24</b>    | <b>24</b> | <b>24</b> | <b>23+2=</b> | <b>23</b>    | <b>23</b>   | <b>22</b> | <b>72</b> | <b>860</b> | MEX   | -   | 1            | -            | -         | -            | -         | 1            | -         | 1          | 9           |            |  |
|               |           |              |           |           |              |              |             |           |           |            |   | <b>WOMEN Gold Silver Bronze 4th 5th 6th 7th 8th Medals Points</b> |              |              |           |              |           |              |           |            |             |            |  |
| RUS           | 4         | 5+1=         | 3         | 3         | 3            | 2+1=         | 4           | -         | 13        | 135        | BLR   | -   | -            | -            | 1         | -            | 1         | -            | 1         | 0          | 9           |            |  |
| USA           | 4         | 2            | 1         | 2         | 4            | 2            | 3           | 2         | 7         | 92         | MAR   | -   | -            | -            | -         | 1            | 1         | 1            | -         | 0          | 9           |            |  |
| KEN           | 2         | 1            | 2         | 2         | 1            | -            | 2           | 2         | 5         | 55         | FIN   | -   | -            | -            | -         | 1            | 1         | -            | 2         | 0          | 9           |            |  |
| GER           | 2         | 1            | 2         | -         | 3            | -            | 2           | 2         | 5         | 53         | BAR   | 1   | -            | -            | -         | -            | -         | -            | -         | 1          | 8           |            |  |
| JAM           | 1         | 3            | 2         | 1         | -            | 1            | 2           | -         | 6         | 53         | CYP   | -   | 1            | -            | -         | -            | -         | -            | -         | 1          | 1           | 8          |  |
| GBR           | 1         | 1            | 3         | 2         | -            | -            | -           | 2         | 5         | 45         | SVK   | -   | -            | 1            | -         | -            | -         | -            | 2         | 1          | 8           |            |  |
| CHN           | -         | 1            | 1         | 3         | 1            | 1            | 2           | 1         | 2         | 40         | HUN   | -   | -            | -            | 1         | -            | 1         | -            | -         | 0          | 8           |            |  |
| CUB           | 1         | 2            | -         | -         | -            | 1            | 1           | -         | 3         | 27         | COL   | -   | -            | -            | 1         | -            | -         | 1            | -         | 0          | 7           |            |  |
| POL           | -         | -            | 1         | 2         | -            | 2            | -           | 3         | 1         | 25         | ERI   | -   | 1            | -            | -         | -            | -         | -            | -         | 1          | 7           |            |  |
| UKR           | -         | 2            | -         | -         | 1            | 1            | 1+1=        | 1         | 2         | 24.6       | PAN   | -   | 1            | -            | -         | -            | -         | -            | -         | 1          | 7           |            |  |
| ETH           | 2         | -            | -         | -         | 1            | 1            | -           | -         | 2         | 23         | PUR   | -   | 1            | -            | -         | -            | -         | -            | -         | 1          | 7           |            |  |
| CZE           | 1         | 1            | -         | 1         | -            | -            | -           | -         | 2         | 20         | EST   | -   | -            | 1            | -         | -            | -         | -            | 1         | 1          | 7           |            |  |
| BLR           | -         | 1            | -         | -         | 1            | 2            | 1           | -         | 1         | 19         | LAT   | -   | -            | -            | 1         | -            | -         | 1            | -         | 0          | 7           |            |  |
| ESP           | -         | -            | 2         | -         | 1            | -            | -           | 1         | 2         | 16         | LTU   | -   | -            | -            | 1         | -            | -         | 1            | -         | 0          | 7           |            |  |
| ROU           | -         | -            | 1         | -         | 1            | 2            | -           | -         | 1         | 16         | QAT   | -   | -            | 1            | -         | -            | -         | -            | -         | 1          | 6           |            |  |
| SWE           | 1         | -            | -         | 1         | -            | -            | 2=          | -         | 1         | 14.2       | TUR   | -   | -            | 1            | -         | -            | -         | -            | -         | 1          | 6           |            |  |
| ITA           | -         | 1=           | -         | -         | 1            | -            | 1           | 1         | 1         | 13.5       | SWE   | -   | -            | -            | -         | 1=           | -         | 1+1=         | -         | 0          | 6           |            |  |
| NZL           | 1         | -            | -         | 1         | -            | -            | -           | -         | 1         | 13         | ANT   | -   | -            | -            | 1         | -            | -         | -            | -         | 0          | 5           |            |  |
| FRA           | -         | -            | -         | -         | 2            | 1            | 1=          | 1         | 0         | 12.6       | BEL   | -   | -            | -            | 1         | -            | -         | -            | -         | 0          | 5           |            |  |
| MAR           | -         | 1            | -         | 1         | -            | -            | -           | -         | 1         | 12         | ISV   | -   | -            | -            | 1         | -            | -         | -            | -         | 0          | 5           |            |  |
| POR           | -         | -            | -         | 1         | 1            | -            | 1           | -         | 0         | 11         | SRB   | -   | -            | -            | 1         | -            | -         | -            | -         | 0          | 5           |            |  |
| BEL           | -         | -            | 1         | -         | 1            | -            | -           | -         | 1         | 10         | UGA   | -   | -            | -            | 1         | -            | -         | -            | -         | 0          | 5           |            |  |
| JPN           | -         | -            | 1         | -         | -            | 1            | -           | -         | 1         | 9          | GRE   | -   | -            | -            | -         | 1            | -         | -            | 1         | 0          | 5           |            |  |
| SLO           | -         | -            | -         | 1         | 1            | -            | -           | -         | 0         | 9          | NGR   | -   | -            | -            | -         | 1            | -         | -            | 1         | 0          | 5           |            |  |
| BRA           | -         | -            | -         | -         | -            | 1+1=         | 1           | 1         | 0         | 8.5        | NED   | -   | -            | -            | -         | 1=           | -         | 1            | -         | 0          | 4.5         |            |  |
| AUS           | 1         | -            | -         | -         | -            | -            | -           | -         | 1         | 8          | TUN   | -   | -            | -            | -         | 1            | -         | -            | -         | 0          | 4           |            |  |
| BRN           | 1         | -            | -         | -         | -            | -            | -           | -         | 1         | 8          | BOT   | -   | -            | -            | -         | -            | -         | 2            | -         | 0          | 4           |            |  |
| CRO           | 1         | -            | -         | -         | -            | -            | -           | -         | 1         | 8          | DOM   | -   | -            | -            | -         | -            | 1         | -            | 1         | 0          | 4           |            |  |
| CAN           | -         | 1            | -         | -         | -            | -            | -           | 1         | 1         | 8          | AIA   | -   | -            | -            | -         | -            | 1         | -            | -         | 0          | 3           |            |  |
| BUL           | -         | -            | 1         | -         | -            | -            | -           | -         | 1         | 6          | AZE   | -   | -            | -            | -         | -            | -         | 1            | -         | 0          | 2           |            |  |
| SRI           | -         | -            | 1         | -         | -            | -            | -           | -         | 1         | 6          | AUT   | -   | -            | -            | -         | -            | -         | -            | 1         | 0          | 1           |            |  |
| MEX           | -         | -            | -         | 1         | -            | -            | -           | 1         | 0         | 6          | BIH   | -   | -            | -            | -         | -            | -         | -            | 1         | 0          | 1           |            |  |
| NOR           | -         | -            | -         | 1         | -            | -            | -           | -         | 0         | 5          | <b>Totals</b>   | <b>47</b>   | <b>46+2=</b> | <b>45+2=</b> | <b>46</b> | <b>46+4=</b> | <b>46</b> | <b>43+7=</b> | <b>40</b> | <b>142</b> | <b>1689</b> |            |  |
| GRE           | -         | -            | -         | -         | 1            | -            | -           | -         | 0         | 4          | <b>MEN Gold Silver Bronze 4th 5th 6th 7th 8th Medals Points</b> | <b>USA</b>  | <b>6</b>     | <b>4</b>     | <b>4</b>  | <b>2</b>     | <b>2</b>  | <b>3</b>     | <b>-</b>  | <b>4</b>   | <b>14</b>   | <b>131</b> |  |
| IRL           | -         | -            | -         | -         | -            | 1            | -           | -         | 0         | 3          | <b>KEN</b>  | <b>2</b>  | <b>3</b>     | <b>1</b>     | <b>2</b>  | <b>4</b>     | <b>-</b>  | <b>2</b>     | <b>-</b>  | <b>6</b>   | <b>73</b>   |            |  |
| LTU           | -         | -            | -         | -         | -            | 1            | -           | -         | 0         | 3          | <b>ETH</b>  | <b>2</b>  | <b>1</b>     | <b>1</b>     | <b>2</b>  | <b>1</b>     | <b>2</b>  | <b>-</b>     | <b>-</b>  | <b>4</b>   | <b>49</b>   |            |  |
| NAM           | -         | -            | -         | -         | -            | 1            | -           | -         | 0         | 3          | <b>JAM</b>  | <b>3</b>  | <b>-</b>     | <b>1</b>     | <b>-</b>  | <b>2</b>     | <b>1</b>  | <b>1</b>     | <b>-</b>  | <b>4</b>   | <b>43</b>   |            |  |
| CAY           | -         | -            | -         | -         | -            | -            | -           | 1         | 0         | 1          | <b>GBR</b>  | <b>1</b>  | <b>1</b>     | <b>1</b>     | <b>1</b>  | <b>1</b>     | <b>1</b>  | <b>3+1=</b>  | <b>1</b>  | <b>3</b>   | <b>41</b>   |            |  |
| NGR           | -         | -            | -         | -         | -            | -            | -           | 1         | 0         | 1          | <b>POL</b>  | <b>-</b>  | <b>3</b>     | <b>1+1=</b>  | <b>-</b>  | <b>1</b>     | <b>-</b>  | <b>-</b>     | <b>1</b>  | <b>5</b>   | <b>37.5</b> |            |  |
| KAZ           | -         | -            | -         | -         | -            | -            | 1=          | -         | 0         | 0.6        | <b>RUS</b>  | <b>1</b>  | <b>-</b>     | <b>2</b>     | <b>1</b>  | <b>2</b>     | <b>-</b>  | <b>2</b>     | <b>-</b>  | <b>3</b>   | <b>37</b>   |            |  |
| <b>Totals</b> | <b>23</b> | <b>22+2=</b> | <b>22</b> | <b>23</b> | <b>23</b>    | <b>22+2=</b> | <b>21+5</b> | <b>21</b> | <b>69</b> | <b>827</b> |   |   |              |              |           |              |           |              |           |            |             |            |  |











## INDIVIDUAL PLACING TABLES

These tables list every top eight placing by leading competitors at the IAAF World Championships, scoring eight points for first place, seven for second, six for third down to one for eighth place. Excluded are medals awarded to those who ran in preliminary rounds only. To begin, we list the leading men and women counting individual events only. These first two lists are comprised of athletes who can be regarded as the all-time greatest performers in IAAF World Championship history.

### WORLD CHAMPIONSHIPS "HALL OF FAME"

|   |         | Gold | Silver | Bronze | 4th | 5th | 6th | 7th | 8th | Medals | Points |
|---|---------|------|--------|--------|-----|-----|-----|-----|-----|--------|--------|
| <b>MEN</b>  |         |      |        |        |     |     |     |     |     |        |        |
| Usain Bolt  | JAM     | 7    | 1      | -      | -   | -   | -   | -   | 1   | 8      | 64     |
| Carl Lewis  | USA     | 5    | 1      | 1      | 1   | -   | -   | -   | -   | 7      | 58     |
| Ezekiel Kemboi  | KEN     | 4    | 3      | -      | -   | -   | -   | -   | -   | 7      | 53     |
| Mohamed Farah   | GBR     | 5    | 1      | -      | -   | -   | 1   | 1   | -   | 6      | 52     |
| Haile Gebrselassie                                      | ETH     | 4    | 2      | 1      | -   | -   | -   | -   | -   | 7      | 52     |
| Lars Riedel   | GER     | 5    | -      | 1      | 1   | -   | -   | -   | -   | 6      | 51     |
| Sergey Bubka  | UKR/URS | 6    | -      | -      | -   | -   | -   | -   | -   | 6      | 48     |
| Michael Johnson   | USA     | 6    | -      | -      | -   | -   | -   | -   | -   | 6      | 48     |
| Virgilijus Alekna                                       | LTU     | 2    | 2      | -      | 3   | -   | 1   | -   | -   | 4      | 48     |
| Frankie Fredericks                                      | NAM     | 1    | 3      | -      | 2   | 1   | 1   | 1   | -   | 4      | 48     |
| <b>WOMEN</b>  |         |      |        |        |     |     |     |     |     |        |        |
| Merlene Ottey   | JAM     | 2    | 3      | 5      | 1   | -   | -   | 1   | -   | 10     | 74     |
| Veronica Campbell-Brown                                 | JAM     | 2    | 4      | 1      | 3   | -   | -   | -   | -   | 7      | 65     |
| Gail Devers   | USA     | 4    | 2      | -      | -   | 1   | 1   | -   | -   | 6      | 53     |
| Maria Mutola  | MOZ     | 3    | 1      | 1      | 2   | -   | -   | -   | -   | 5      | 47     |
| Tatyana Lebedeva  | RUS     | 3    | 2      | -      | 1   | -   | 1   | -   | -   | 5      | 46     |
| Allyson Felix   | USA     | 4    | 1      | 1      | -   | -   | -   | -   | -   | 6      | 45     |
| Valerie Adams   | NZL     | 4    | 1      | -      | -   | 1   | -   | -   | -   | 5      | 43     |
| Eunice Barber   | FRA/SLE | 2    | 3      | -      | 1   | -   | -   | -   | -   | 5      | 42     |
| Heike Daute/Drechsler                                   | GDR/GER | 2    | 2      | 1      | 1   | -   | -   | -   | -   | 5      | 41     |
| Anna Chicherova   | RUS     | 1    | 1+1=   | 1+1=   | 1   | -   | 1   | -   | -   | 5      | 41     |
| <b>COMBINED ALL-TIME PERFORMANCES, including relays</b> |         |      |        |        |     |     |     |     |     |        |        |
| Usain Bolt  | JAM     | 11   | 2      | -      | -   | -   | -   | -   | 1   | 13     | 103    |
| Merlene Ottey   | JAM     | 3    | 4      | 7      | 1   | -   | -   | 1   | -   | 14     | 101    |
| Allyson Felix   | USA     | 9    | 3      | 1      | -   | -   | -   | -   | -   | 13     | 99     |
| Veronica Campbell-Brown                                 | JAM     | 3    | 7      | 1      | 3   | -   | -   | -   | -   | 11     | 94     |
| Carl Lewis  | USA     | 8    | 1      | 1      | 1   | -   | -   | -   | -   | 10     | 82     |
| Jearl Miles   | USA     | 4    | 3      | 2      | 2   | 1   | -   | -   | -   | 9      | 79     |
| LaShawn Merritt   | USA     | 7    | 3      | -      | -   | -   | -   | -   | -   | 10     | 77     |
| Gail Devers   | USA     | 5    | 3      | -      | 1   | 1   | 1   | -   | -   | 8      | 73     |
| Shelly-Ann Fraser-Pryce                                 | JAM     | 7    | 1      | -      | 1   | -   | -   | -   | -   | 8      | 68     |
| Michael Johnson   | USA     | 8    | -      | -      | -   | -   | -   | -   | -   | 8      | 64     |
| <b>LEADING MEN'S PLACINGS</b>                           |         |      |        |        |     |     |     |     |     |        |        |
| Usain Bolt  | JAM     | 11   | 2      | -      | -   | -   | -   | -   | 1   | 13     | 103    |
| Carl Lewis  | USA     | 8    | 1      | 1      | 1   | -   | -   | -   | -   | 10     | 82     |
| LaShawn Merritt   | USA     | 7    | 3      | -      | -   | -   | -   | -   | -   | 10     | 77     |
| Michael Johnson   | USA     | 8    | -      | -      | -   | -   | -   | -   | -   | 8      | 64     |
| Ezekiel Kemboi  | KEN     | 4    | 3      | -      | -   | -   | -   | -   | -   | 7      | 53     |
| Mohamed Farah   | GBR     | 5    | 1      | -      | -   | -   | 1   | 1   | -   | 6      | 52     |
| Haile Gebrselassie                                      | ETH     | 4    | 2      | 1      | -   | -   | -   | -   | -   | 7      | 52     |
| Lars Riedel   | GER     | 5    | -      | 1      | 1   | -   | -   | -   | -   | 6      | 51     |
| Danny McFarlane   | JAM     | -    | 5      | -      | 1   | 1   | 1   | 1   | -   | 5      | 49     |
| Greg Haughton   | JAM     | -    | 4      | 2      | -   | 1   | 1   | 1   | -   | 6      | 49     |
| Sergey Bubka  | UKR/URS | 6    | -      | -      | -   | -   | -   | -   | -   | 6      | 48     |
| Virgilijus Alekna                                       | LTU     | 2    | 2      | -      | 3   | -   | 1   | -   | -   | 4      | 48     |
| Frankie Fredericks                                      | NAM     | 1    | 3      | -      | 2   | 1   | 1   | 1   | -   | 4      | 48     |
| Jeremy Wariner  | USA     | 5    | 1      | -      | -   | -   | -   | -   | -   | 6      | 47     |
| Kenenisa Bekele   | ETH     | 5    | -      | 1      | -   | -   | -   | -   | -   | 6      | 46     |
| Hicham El Guerrouj                                      | MAR     | 4    | 2      | -      | -   | -   | -   | -   | -   | 6      | 46     |
| Bernard Lagat   | KEN/USA | 2    | 3      | 1      | -   | -   | 1   | -   | -   | 6      | 46     |
| Chris Brown   | BAH     | 1    | 2      | 1      | 2   | 1   | 1   | -   | -   | 4      | 45     |
| Butch Reynolds  | USA     | 3    | 2      | 1      | -   | -   | -   | -   | -   | 6      | 44     |

| Men's placings      |         | Gold | Silver | Bronze | 4th | 5th | 6th | 7th | 8th | Medals | Points |
|---------------------|---------|------|--------|--------|-----|-----|-----|-----|-----|--------|--------|
| Justin Gatlin       | USA     | 2    | 4      | -      | -   | -   | -   | -   | -   | 6      | 44     |
| Bruny Surin         | CAN     | 2    | 2      | 1      | -   | 1   | -   | 1   | 1   | 5      | 43     |
| Stéphane Diagana    | FRA     | 2    | 1      | 1      | 2   | 1   | -   | -   | -   | 4      | 43     |
| Jan Železný         | CZE/TCH | 3    | -      | 2      | 1   | -   | -   | -   | -   | 5      | 41     |
| Maurice Greene      | USA     | 5    | -      | -      | -   | -   | -   | -   | -   | 5      | 40     |
| Dwight Phillips     | USA     | 4    | -      | 1      | -   | -   | -   | -   | 1   | 5      | 39     |
| Nesta Carter        | JAM     | 3    | 1      | 1      | -   | -   | -   | 1   | -   | 5      | 39     |
| Tyson Gay           | USA     | 3    | 1      | -      | 1   | -   | 1   | -   | -   | 4      | 39     |
| Gerd Kanter         | EST     | 1    | 2      | 2      | 1   | -   | -   | -   | -   | 5      | 39     |
| Allen Johnson       | USA     | 4    | -      | 1      | -   | -   | -   | -   | -   | 5      | 38     |
| Félix Sánchez       | DOM     | 2    | 1      | -      | 1   | 1   | 1   | 1   | 1   | 3      | 38     |
| Jürgen Schult       | GER     | 1    | 1      | 2      | -   | 2   | 1   | -   | -   | 4      | 38     |
| Avard Moncur        | BAH     | 2    | 2      | 1      | -   | -   | -   | -   | 1   | 5      | 37     |
| Roger Black         | GBR     | 2    | 2      | -      | 1   | -   | -   | 1   | -   | 4      | 37     |
| Asafa Powell        | JAM     | 2    | 1      | 2      | -   | -   | -   | 1   | -   | 5      | 37     |
| Colin Jackson       | GBR     | 2    | 2      | 1      | -   | -   | -   | -   | -   | 5      | 36     |
| Jesús Ángel García  | ESP     | 1    | 3      | -      | -   | 1   | 1   | -   | -   | 4      | 36     |
| John Regis          | GBR     | 1    | 2      | 2      | -   | -   | -   | 1   | -   | 5      | 36     |
| Kim Collins         | SKN     | 1    | -      | 3+1=   | -   | 1   | -   | -   | -   | 5      | 35.5   |
| Kerron Clement      | USA     | 3    | -      | -      | 2   | -   | -   | -   | 1   | 3      | 35     |
| Jonathan Edwards    | GBR     | 2    | 1      | 2      | -   | -   | -   | -   | -   | 5      | 35     |
| Adam Nelson         | USA     | 1    | 3      | -      | -   | 1   | -   | 1   | -   | 4      | 35     |
| Linford Christie    | GBR     | 1    | 1      | 2      | 1   | -   | 1   | -   | -   | 4      | 35     |
| Mike Conley         | USA     | 1    | 1      | 2      | 1   | -   | -   | 1   | 1   | 4      | 35     |
| Asbel Kiprop        | KEN     | 3    | -      | -      | 2   | -   | -   | -   | -   | 3      | 34     |
| Tomáš Dvůrák        | CZE     | 3    | -      | -      | 1   | 1   | -   | -   | 1   | 3      | 34     |
| Davian Clarke       | JAM     | -    | 4      | 1      | -   | -   | -   | -   | -   | 5      | 34     |
| Maksim Tarasov      | URS/RUS | 1    | 2      | 1+1=   | -   | -   | -   | -   | -   | 5      | 33.5   |
| Tony Jarrett        | GBR     | -    | 3      | 2      | -   | -   | -   | -   | -   | 5      | 33     |
| Iván Pedroso        | CUB     | 4    | -      | -      | -   | -   | -   | -   | -   | 4      | 32     |
| Jefferson Pérez     | ECU     | 3    | 1      | -      | -   | -   | -   | -   | 1   | 4      | 32     |
| Angelo Taylor       | USA     | 3    | -      | 1      | -   | -   | -   | 1   | -   | 4      | 32     |
| Andreas Thorkildsen | NOR     | 1    | 3      | -      | -   | -   | 1   | -   | -   | 4      | 32     |
| James Beckford      | JAM     | -    | 2      | -      | 2   | -   | 2   | 1   | -   | 2      | 32     |
| Donovan Bailey      | CAN     | 3    | 1      | -      | -   | -   | -   | -   | -   | 4      | 31     |
| Moses Kiptanui      | KEN     | 3    | 1      | -      | -   | -   | -   | -   | -   | 4      | 31     |
| Calvin Smith        | USA     | 3    | 1      | -      | -   | -   | -   | -   | -   | 4      | 31     |
| Robert Harting      | GER     | 3    | 1      | -      | -   | -   | -   | -   | -   | 4      | 31     |
| John Godina         | USA     | 3    | -      | -      | -   | 1   | -   | 1   | 1   | 3      | 31     |
| Ato Boldon          | TTO     | 1    | 1      | 2      | -   | 1   | -   | -   | -   | 4      | 31     |
| Yuriy Borzakovskiy  | RUS     | -    | 2      | 2      | 1   | -   | -   | -   | -   | 4      | 31     |
| Krisztián Pars      | HUN     | -    | 2      | -      | 2   | 1   | 1   | -   | -   | 2      | 31     |
| Robert Korzeniowski | POL     | 3    | -      | 1      | -   | -   | -   | -   | -   | 4      | 30     |
| Javier Sotomayor    | CUB     | 2    | 2      | -      | -   | -   | -   | -   | -   | 4      | 30     |
| Nickel Ashmeade     | JAM     | 2    | -      | -      | 1   | 2   | -   | -   | 1   | 2      | 30     |
| Primož Kozmus       | SLO     | 1    | 1      | 1      | 1   | 1   | -   | -   | -   | 3      | 30     |
| Tero Pitkämäki      | FIN     | 1    | 1      | 1      | 1   | 1   | -   | -   | -   | 3      | 30     |
| Wilson Kipketer     | DEN     | 3    | -      | -      | 1   | -   | -   | -   | -   | 3      | 29     |
| Noureddine Morceli  | ALG     | 3    | -      | -      | 1   | -   | -   | -   | -   | 3      | 29     |
| Brimin Kipruto      | KEN     | 1    | 1      | 2      | -   | -   | -   | 1   | -   | 4      | 29     |
| Marc Burns          | TTO     | -    | 3      | -      | -   | -   | 1   | 2   | 1   | 3      | 29     |
| Marlon Devonish     | GBR     | -    | 1      | 3      | -   | -   | 1   | -   | 1   | 4      | 29     |
| Martyn Rooney       | GBR     | -    | 1      | 1      | 2   | -   | -   | -   | -   | 2      | 29     |
| Michael Frater      | JAM     | 2    | 1      | -      | 1   | -   | -   | -   | -   | 3      | 28     |
| Dennis Mitchell     | USA     | 2    | -      | 2      | -   | -   | -   | -   | -   | 4      | 28     |
| Liu Xiang           | CHN     | 1    | 2      | 1      | -   | -   | -   | -   | -   | 4      | 28     |
| Yaroslav Rybakov    | RUS     | 1    | 1+2=   | -      | -   | -   | -   | -   | -   | 4      | 28     |
| Darrel Brown        | TTO     | -    | 4      | -      | -   | -   | -   | -   | -   | 4      | 28     |
| Sileshi Sihine      | ETH     | -    | 3      | 1      | -   | -   | -   | -   | 1   | 4      | 28     |
| Ray Stewart         | JAM     | -    | 1      | 1      | 1   | -   | 2   | 1   | 2   | 2      | 28     |
| Wallace Spearmon    | USA     | 1    | 1      | 2      | -   | -   | -   | -   | -   | 4      | 27     |
| Koji Murofushi      | JPN     | 1    | 1      | 1      | -   | -   | 2   | -   | -   | 3      | 27     |
| Valentí Massana     | ESP     | 1    | 1      | -      | 1   | 1   | 1   | -   | -   | 2      | 27     |
| Reese Hoffa         | USA     | 1    | -      | -      | 3   | 1   | -   | -   | -   | 1      | 27     |
| Igor Astapkovich    | BLR/URS | -    | 3      | -      | -   | 1   | -   | 1   | -   | 3      | 27     |
| Jared Tallent       | AUS     | -    | 2      | 1      | -   | 1   | 1   | -   | -   | 3      | 27     |
| Samuel Matete       | ZAM     | 1    | 2      | -      | -   | 1   | -   | -   | -   | 3      | 26     |
| Szymon Ziółkowski   | POL     | 1    | 2      | -      | -   | -   | -   | 2   | -   | 3      | 26     |
| Eliud Kipchoge      | KEN     | 1    | 1      | -      | 1   | 1   | -   | 1   | -   | 2      | 26     |



| Women's placings   |     | Gold | Silver | Bronze | 4th | 5th | 6th | 7th | 8th | Medals | Points |
|--------------------|-----|------|--------|--------|-----|-----|-----|-----|-----|--------|--------|
| Jeremy Wariner     | USA | 3    | -      | -      | -   | -   | -   | -   | -   | 3      | 24     |
| Marc Burns         | TTO | -    | 3      | -      | -   | -   | 1   | -   | -   | 3      | 24     |
| Asafa Powell       | JAM | 2    | 1      | -      | -   | -   | -   | -   | -   | 3      | 23     |
| Robert Esmie       | CAN | 2    | -      | 1      | -   | -   | -   | -   | -   | 3      | 22     |
| Glenroy Gilbert    | CAN | 2    | -      | 1      | -   | -   | -   | -   | -   | 3      | 22     |
| Bruny Surin        | CAN | 2    | -      | 1      | -   | -   | -   | -   | -   | 3      | 22     |
| Robert Maćkowiak   | POL | 1    | -      | 1      | -   | 2   | -   | -   | -   | 2      | 22     |
| Michael Frater     | JAM | 2    | -      | -      | 1   | -   | -   | -   | -   | 2      | 21     |
| John Regis         | GBR | 1    | 1      | 1      | -   | -   | -   | -   | -   | 3      | 21     |
| Michael McDonald   | JAM | -    | 3      | -      | -   | -   | -   | -   | -   | 3      | 21     |
| Darrel Brown       | TTO | -    | 3      | -      | -   | -   | -   | -   | -   | 3      | 21     |
| Piotr Haczek       | POL | 1    | -      | 2      | -   | -   | -   | -   | -   | 3      | 20     |
| Brandon Simpson    | JAM | -    | 2      | 1      | -   | -   | -   | -   | -   | 3      | 20     |
| Piotr Rysiukiewicz | POL | -    | -      | 2      | -   | 2   | -   | -   | -   | 2      | 20     |

**LEADING WOMEN'S PLACINGS**

|                          |         |   |      |      |   |   |   |   |   |    |      |
|--------------------------|---------|---|------|------|---|---|---|---|---|----|------|
| Merlene Ottey            | JAM     | 3 | 4    | 7    | 1 | - | - | 1 | - | 14 | 101  |
| Allyson Felix            | USA     | 9 | 3    | 1    | - | - | - | - | - | 13 | 99   |
| Veronica Campbell-Brown  | JAM     | 3 | 7    | 1    | 3 | - | - | - | - | 11 | 94   |
| Jearl Miles              | USA     | 4 | 3    | 2    | 2 | 1 | - | - | - | 9  | 79   |
| Gail Devers              | USA     | 5 | 3    | -    | 1 | 1 | 1 | - | - | 8  | 73   |
| Shelly-Ann Fraser-Pryce  | JAM     | 7 | 1    | -    | 1 | - | - | - | - | 8  | 68   |
| Gwen Torrence            | USA     | 3 | 4    | 1    | - | 1 | - | - | - | 8  | 62   |
| Sanya Richards-Ross      | USA     | 5 | 2    | -    | - | 1 | 1 | - | - | 7  | 61   |
| Christine Ohuruogu       | GBR     | 2 | 1    | 5    | - | 1 | - | - | 1 | 8  | 58   |
| Grit Breuer              | GER     | 1 | 2    | 3    | 3 | - | - | 1 | - | 6  | 57   |
| Irina Privalova          | URS/RUS | 1 | 3    | 2    | 3 | - | - | - | - | 6  | 56   |
| Novlene Williams-Mills   | JAM     | 1 | 4    | 1    | 1 | - | 1 | 2 | - | 6  | 54   |
| Christine Arron          | FRA     | 1 | 1    | 3    | 3 | - | 2 | - | - | 5  | 54   |
| Debbie Ferguson          | BAH     | 2 | 1    | 1    | 1 | 2 | 3 | - | - | 4  | 51   |
| Lorraine Graham          | JAM     | 1 | 3    | 3    | - | 1 | - | - | - | 7  | 51   |
| Kerron Stewart           | JAM     | 2 | 3    | -    | - | 2 | 1 | 1 | - | 5  | 50   |
| Yuliya Nosova/Pechonkina | RUS     | 2 | 3    | 2    | - | - | - | - | - | 7  | 49   |
| Maria Mutola             | MOZ     | 3 | 1    | 1    | 2 | - | - | - | - | 5  | 47   |
| Heike Drechsler          | GER     | 2 | 2    | 2    | 1 | - | - | - | - | 6  | 47   |
| Tatyana Lebedeva         | RUS     | 3 | 2    | -    | 1 | - | 1 | - | - | 5  | 46   |
| Beverly McDonald         | JAM     | 1 | 3    | 2    | 1 | - | - | - | - | 6  | 46   |
| Valerie Adams/Vili       | NZL     | 4 | 1    | -    | - | 1 | - | - | - | 5  | 43   |
| Inger Miller             | USA     | 2 | 2    | -    | 1 | 2 | - | - | - | 4  | 43   |
| Eunice Barber            | FRA/SLE | 2 | 3    | -    | 1 | - | - | - | - | 5  | 42   |
| Sandie Richards          | JAM     | 1 | 1    | 3    | 1 | - | 1 | - | 1 | 5  | 42   |
| Carmelita Jeter          | USA     | 2 | 1    | 3    | - | - | - | - | - | 6  | 41   |
| Anna Chicherova          | RUS     | 1 | 1+1= | 1+1= | 1 | - | 1 | - | - | 5  | 41   |
| Tirunesh Dibaba          | ETH     | 5 | -    | -    | - | - | - | - | - | 5  | 40   |
| Yipsi Moreno             | CUB     | 3 | 1    | -    | 1 | 1 | - | - | - | 4  | 40   |
| Torri Edwards            | USA     | 2 | 2    | -    | 2 | - | - | - | - | 4  | 40   |
| Vivian Cheruiyot         | KEN     | 4 | 1    | -    | - | - | - | - | - | 5  | 39   |
| Jackie Joyner-Kersey     | USA     | 4 | -    | -    | - | 1 | 1 | - | - | 4  | 39   |
| Meseret Defar            | ETH     | 2 | 1    | 2    | - | 1 | - | - | - | 5  | 39   |
| Shericka Williams        | JAM     | - | 5    | -    | - | 1 | - | - | - | 5  | 39   |
| Deon Hemmings            | JAM     | - | 1    | 3    | 1 | 1 | 1 | 1 | - | 4  | 39   |
| Melanie Paschke          | GER     | 1 | -    | 1    | 2 | 2 | 2 | - | - | 2  | 38   |
| Nadine Kleinert          | GER     | - | 3    | 2    | - | - | - | 2 | 1 | 5  | 38   |
| Chandra Sturup           | BAH     | 1 | 2    | 1    | 1 | - | - | 2 | - | 4  | 37   |
| Lashinda Demus           | USA     | 2 | 2    | 1    | - | - | - | - | - | 5  | 36   |
| Christina Obergföll      | GER     | 1 | 2    | -    | 2 | 1 | - | - | - | 3  | 36   |
| Lauryn Williams          | USA     | 3 | 1    | -    | - | 1 | - | - | - | 4  | 35   |
| Blanka Vlašić            | CRO     | 2 | 2    | -    | - | - | 1 | 1 | - | 4  | 35   |
| Muriel Hurtis            | FRA     | 1 | 2    | 2    | - | - | - | - | - | 5  | 34   |
| Zhang Wenxiu             | CHN     | - | 1    | 3    | 1 | 1 | - | - | - | 4  | 34   |
| Inga Babakova            | UKR/URS | 1 | 1+1= | 2    | - | - | - | - | - | 5  | 33.5 |
| Yelena Isinbaeva         | RUS     | 3 | -    | 1    | - | - | 1 | - | - | 4  | 33   |
| Francena McCoroy         | USA     | 2 | 1    | 1    | - | 1 | - | - | - | 4  | 33   |
| Patricia Girard          | FRA     | 1 | 1    | 1    | 1 | 1 | - | 1 | 1 | 3  | 33   |
| Lee McConnell            | GBR     | - | -    | 4    | - | 1 | 1 | 1 | - | 4  | 33   |
| Franka Dietzsch          | GER     | 3 | -    | -    | 1 | - | - | 1 | 1 | 3  | 32   |
| Yargelis Savigne         | CUB     | 2 | 1    | 1    | - | - | 1 | - | - | 4  | 32   |
| Zhanna Pintusevich       | UKR     | 2 | 1    | -    | 1 | 1 | - | - | - | 3  | 32   |
| Juliet Cuthbert          | JAM     | 1 | 2    | 1    | - | - | 1 | - | 1 | 4  | 32   |

| Women's placings       |         | Gold | Silver | Bronze | 4th  | 5th  | 6th | 7th | 8th | Medals | Points |
|------------------------|---------|------|--------|--------|------|------|-----|-----|-----|--------|--------|
| Nicoleta Grasu         | ROU     | -    | 1      | 3      | -    | 1    | -   | 1   | 1   | 4      | 32     |
| Mary Onyali            | NGR     | -    | -      | -      | 2    | 3    | 2   | 2   | -   | 0      | 32     |
| Silke Gladisch         | GER     | 3    | 1      | -      | -    | -    | -   | -   | -   | 4      | 31     |
| Tatyana Dorovskikh     | URS     | 3    | 1      | -      | -    | -    | -   | -   | -   | 4      | 31     |
| Marita Koch            | GER     | 3    | 1      | -      | -    | -    | -   | -   | -   | 4      | 31     |
| Galina Malchugina      | URS/RUS | 1    | 1      | 1      | -    | 2    | -   | 1   | -   | 3      | 31     |
| Paula Radcliffe        | GBR     | 1    | 1      | -      | 2    | 1    | -   | 1   | -   | 2      | 31     |
| Nicola Sanders         | GBR     | -    | 1      | 4      | -    | -    | -   | -   | -   | 5      | 31     |
| Marion Jones           | USA     | 3    | -      | 1      | -    | -    | -   | -   | -   | 4      | 30     |
| Gabriela Szabo         | ROU     | 3    | -      | -      | 1    | -    | -   | -   | 1   | 3      | 30     |
| Astrid Kumbernuss      | GER     | 3    | -      | -      | -    | -    | 2   | -   | -   | 3      | 30     |
| Ana Quirot             | CUB     | 2    | 1      | -      | 1    | -    | -   | 1   | -   | 3      | 30     |
| Cathy Freeman          | AUS     | 2    | -      | 1      | 1    | -    | 1   | -   | -   | 3      | 30     |
| Marie-José Pérec       | FRA     | 2    | -      | -      | 2    | 1    | -   | -   | -   | 2      | 30     |
| Kim Batten             | USA     | 1    | 1      | 1      | 1    | 1    | -   | -   | -   | 3      | 30     |
| Steffi Nerius          | GER     | 1    | -      | 3      | -    | 1    | -   | -   | -   | 4      | 30     |
| Carolina Klüft         | SWE     | 3    | -      | -      | 1    | -    | -   | -   | -   | 3      | 29     |
| Fiona May              | ITA     | 2    | 1      | 1      | -    | -    | -   | -   | -   | 4      | 29     |
| Liu Hong               | CHN     | 2    | 1      | 1      | -    | -    | -   | -   | -   | 4      | 29     |
| Chryste Gaines         | USA     | 2    | 1      | -      | 1    | -    | -   | -   | 1   | 3      | 29     |
| Osleidys Menéndez      | CUB     | 2    | -      | -      | 1    | 1    | -   | 2   | -   | 2      | 29     |
| Berhane Adere          | ETH     | 1    | 2      | -      | 1    | -    | -   | 1   | -   | 3      | 29     |
| Aleen Bailey           | JAM     | 1    | 1      | 1      | -    | 1    | 1   | -   | 1   | 3      | 29     |
| Monika Pyrek           | POL     | -    | 1+1=   | 1      | 1+1= | -    | -   | -   | -   | 3      | 29     |
| Kajsa Bergqvist        | SWE     | 1    | -      | 2      | 1=   | 1=   | -   | 1=  | -   | 3      | 28.1   |
| Sabine Braun           | GER     | 2    | 1      | -      | 1    | -    | -   | -   | -   | 3      | 28     |
| Olga Bryzgina          | URS     | 2    | 1      | -      | 1    | -    | -   | -   | -   | 3      | 28     |
| Huang Zhihong          | CHN     | 2    | 1      | -      | 1    | -    | -   | -   | -   | 3      | 28     |
| Jessica Ennis          | GBR     | 2    | 1      | -      | 1    | -    | -   | -   | -   | 3      | 28     |
| Katrin Krabbe          | GER     | 2    | -      | 2      | -    | -    | -   | -   | -   | 4      | 28     |
| Fernanda Ribeiro       | POR     | 1    | 2      | 1      | -    | -    | -   | -   | -   | 4      | 28     |
| Natalya Nazarova       | RUS     | 1    | 1      | -      | 2    | -    | 1   | -   | -   | 2      | 28     |
| Jarmila Kratochvílová  | TCH     | 2    | 1      | -      | -    | 1    | -   | -   | -   | 3      | 27     |
| Anita Włodarczyk       | POL     | 2    | 1      | -      | -    | 1    | -   | -   | -   | 3      | 27     |
| Svetlana Krivelyova    | URS/RUS | 1    | 1      | 2      | -    | -    | -   | -   | -   | 4      | 27     |
| Svetlana Feofanova     | RUS     | 1    | 1      | 2      | -    | -    | -   | -   | -   | 4      | 27     |
| Pauline Davis          | BAH     | 1    | 1      | -      | 1    | -    | 1   | 2   | -   | 2      | 27     |
| Natalya Sadova         | RUS     | -    | 1      | 1      | 1    | 1    | 1   | 1   | -   | 2      | 27     |
| Tatyana Lysenko        | RUS     | 2    | 1      | -      | -    | -    | 1   | -   | -   | 3      | 26     |
| Trine Hattestad        | NOR     | 2    | -      | 1      | -    | 1    | -   | -   | -   | 3      | 26     |
| Manuela Machado        | POR     | 1    | 2      | -      | -    | -    | -   | 2   | -   | 3      | 26     |
| Sally Gunnell          | GBR     | 1    | 1      | 1      | 1    | -    | -   | -   | -   | 3      | 26     |
| Niurka Montalvo        | CUB/ESP | 1    | 1      | 1      | 1    | -    | -   | -   | -   | 3      | 26     |
| Ana Guevara            | MEX     | 1    | -      | 2      | 1    | -    | -   | -   | 1   | 3      | 26     |
| Yarelis Barrios        | CUB     | -    | 2      | 2      | -    | -    | -   | -   | -   | 4      | 26     |
| Gong Lijiao            | CHN     | -    | 1      | 2      | 1    | -    | -   | 1   | -   | 3      | 26     |
| Brittney Reese         | USA     | 3    | -      | -      | -    | -    | -   | -   | 1   | 3      | 25     |
| Anja Rucker            | GER     | 1    | 1      | 1      | -    | 1    | -   | -   | -   | 3      | 25     |
| Fabiana Murer          | BRA     | 1    | 1      | -      | -    | 1+1= | 1=  | -   | -   | 2      | 25     |
| Uta Rohländer          | GER     | 1    | -      | 2      | 1    | -    | -   | -   | -   | 3      | 25     |
| Natalya Antyukh        | RUS     | 1    | -      | 1      | 1    | -    | 2   | -   | -   | 2      | 25     |
| Anna Pyatykh           | RUS     | -    | -      | 3      | 1    | -    | -   | 1   | -   | 3      | 25     |
| Juliet Campbell        | JAM     | -    | -      | 2      | 2    | -    | -   | 1   | 1   | 2      | 25     |
| Merlene Frazer         | JAM     | -    | 1      | 2+1=   | -    | -    | -   | -   | -   | 4      | 24.5   |
| Sabine Busch           | GER     | 3    | -      | -      | -    | -    | -   | -   | -   | 3      | 24     |
| Maicel Malone          | USA     | 1    | 2      | -      | -    | -    | -   | 1   | -   | 3      | 24     |
| Betty Heidler          | GER     | 1    | 2      | -      | -    | -    | -   | 1   | -   | 3      | 24     |
| Lidia Šimon            | ROU     | 1    | -      | 2      | -    | 1    | -   | -   | -   | 3      | 24     |
| Ginka Zagorcheva       | BUL     | 1    | -      | 1      | 2    | -    | -   | -   | -   | 2      | 24     |
| Mariya Pinigina        | URS     | -    | 1      | 2      | 1    | -    | -   | -   | -   | 3      | 24     |
| Blessing Okagbare      | NGR     | -    | 1      | 1      | -    | 1    | 2   | -   | 1   | 2      | 24     |
| Meselech Melkamu       | ETH     | -    | 1      | -      | 1    | 3    | -   | -   | -   | 1      | 24     |
| Nezha Bidouane         | MAR     | 2    | 1      | -      | -    | -    | -   | -   | -   | 3      | 23     |
| Miréla Manjani/Tzelili | GRE     | 2    | 1      | -      | -    | -    | -   | -   | -   | 3      | 23     |
| Marlies Göhr           | GER     | 2    | 1      | -      | -    | -    | -   | -   | -   | 3      | 23     |
| Ellina Zvereva         | BLR     | 2    | 1      | -      | -    | -    | -   | -   | -   | 3      | 23     |
| Catherine Ndereba      | KEN     | 2    | 1      | -      | -    | -    | -   | -   | -   | 3      | 23     |
| Carla Sacramento       | POR     | 1    | -      | 1      | 1    | 1    | -   | -   | -   | 2      | 23     |
| Ludmila Formanová      | CZE     | 1    | -      | -      | 1    | 2    | -   | 1   | -   | 1      | 23     |



|                           |         | Gold | Silver | Bronze | 4th | 5th | 6th | 7th | 8th | Medals | Points |
|---------------------------|---------|------|--------|--------|-----|-----|-----|-----|-----|--------|--------|
| Nadezhda Ostapchuk        | BLR     | -    | 3      | -      | -   | -   | -   | 1   | -   | 3      | 23     |
| Kelly Holmes              | GBR     | -    | 2      | 1      | -   | -   | 1   | -   | -   | 3      | 23     |
| Anna Jesień               | POL     | -    | -      | 1      | 2   | 1   | 1   | -   | -   | 1      | 23     |
| Silke Knoll               | GER     | -    | -      | 1      | 1   | 3   | -   | -   | -   | 1      | 23     |
| Hassiba Boulmerka         | ALG     | 2    | -      | 1      | -   | -   | -   | -   | -   | 3      | 22     |
| Ludmila Engquist          | URS/SWE | 2    | -      | 1      | -   | -   | -   | -   | -   | 3      | 22     |
| Caterine Ibargüen         | COL     | 2    | -      | 1      | -   | -   | -   | -   | -   | 3      | 22     |
| Zuzana Hejnová            | CZE     | 2    | -      | -      | -   | 1   | -   | 1   | -   | 2      | 22     |
| Janeth Jepkosgei          | KEN     | 1    | 2      | -      | -   | -   | -   | -   | -   | 3      | 22     |
| Barbora Špotáková         | CZE     | 1    | 2      | -      | -   | -   | -   | -   | -   | 3      | 22     |
| Milcah Chemos             | KEN     | 1    | 2      | -      | -   | -   | -   | -   | -   | 3      | 22     |
| Sylviane Félix            | FRA     | 1    | 1      | 1      | -   | -   | -   | -   | 1   | 3      | 22     |
| Mariya Abakumova          | RUS     | 1    | -      | 2      | -   | -   | -   | 1   | -   | 3      | 22     |
| Savatheda Fynes           | BAH     | 1    | -      | 1      | 1   | -   | 1   | -   | -   | 2      | 22     |
| Marion Wagner             | GER     | 1    | -      | 1      | -   | 2   | -   | -   | -   | 2      | 22     |
| Lyubov Gurina             | URS/RUS | -    | 2      | 1      | -   | -   | -   | 1   | -   | 3      | 22     |
| Katerína Thánou           | GRE     | -    | 1      | 2      | -   | -   | 1   | -   | -   | 3      | 22     |
| Letitia Vriesde           | SUR     | -    | 1      | 1      | 1   | 1   | -   | -   | -   | 2      | 22     |
| Olesya Zykina             | RUS     | -    | 1      | 1      | -   | -   | 3   | -   | -   | 2      | 22     |
| Martina Hellmann          | GER     | 2    | -      | -      | 1   | -   | -   | -   | -   | 2      | 21     |
| Brigitte Foster-Hylton    | JAM     | 1    | 1      | 1      | -   | -   | -   | -   | -   | 3      | 21     |
| Dafne Schippers           | NED     | 1    | 1      | 1      | -   | -   | -   | -   | -   | 3      | 21     |
| Anastasiya Kapachinskaya  | RUS     | 1    | 1      | 1      | -   | -   | -   | -   | -   | 3      | 21     |
| Sonia O'Sullivan          | IRL     | 1    | 1      | -      | 1   | -   | -   | -   | 1   | 2      | 21     |
| Derartu Tulu              | ETH     | 1    | 1      | -      | 1   | -   | -   | -   | 1   | 2      | 21     |
| Olga Kuzenkova            | RUS     | -    | 3      | -      | -   | -   | -   | -   | -   | 3      | 21     |
| Delloreen Ennis-London    | JAM     | -    | 1      | 2      | -   | -   | -   | 1   | -   | 3      | 21     |
| Nadine Müller             | GER     | -    | 1      | 1      | 1   | -   | 1   | -   | -   | 2      | 21     |
| Svetla Dimitrova          | BUL     | -    | 1      | -      | 2   | 1   | -   | -   | -   | 1      | 21     |
| Stacy Dragila             | USA     | 2    | -      | -      | 1=  | -   | -   | -   | -   | 2      | 20.5   |
| <b>RELAYS ONLY</b>        |         |      |        |        |     |     |     |     |     |        |        |
| Allyson Felix             | USA     | 5    | 2      | -      | -   | -   | -   | -   | -   | 7      | 54     |
| Jearl Miles Clark         | USA     | 3    | 3      | -      | 1   | -   | -   | -   | -   | 6      | 50     |
| Sanya Richards-Ross       | USA     | 4    | 1      | -      | -   | -   | -   | -   | -   | 5      | 39     |
| Grit Breuer               | GER     | 1    | 1      | 3      | 1   | -   | -   | -   | -   | 5      | 38     |
| Christine Ohuruogu        | GBR     | -    | 1      | 5      | -   | -   | -   | -   | -   | 6      | 37     |
| Novlene Williams-Mills    | JAM     | 1    | 4      | -      | -   | -   | -   | -   | -   | 5      | 36     |
| Beverly McDonald          | JAM     | 1    | 2      | 2      | -   | -   | -   | -   | -   | 5      | 34     |
| Shelly-Ann Fraser-Pryce   | JAM     | 3    | 1      | -      | -   | -   | -   | -   | -   | 4      | 31     |
| Lorraine Graham           | JAM     | 1    | 1      | 2      | -   | 1   | -   | -   | -   | 4      | 31     |
| Lee McConnell             | GBR     | -    | -      | 4      | -   | 1   | 1   | -   | -   | 4      | 31     |
| Kerron Stewart            | JAM     | 2    | 2      | -      | -   | -   | -   | -   | -   | 4      | 30     |
| Patricia Girard           | FRA     | 1    | 1      | 1      | 1   | 1   | -   | -   | -   | 3      | 30     |
| Veronica Campbell         | JAM     | 1    | 3      | -      | -   | -   | -   | -   | -   | 4      | 29     |
| Juliet Cuthbert           | JAM     | 1    | 2      | 1      | -   | -   | -   | -   | -   | 4      | 28     |
| Muriel Hurtis             | FRA     | 1    | 2      | 1      | -   | -   | -   | -   | -   | 4      | 28     |
| Sandie Richards           | JAM     | 1    | -      | 2      | 1   | -   | 1   | -   | -   | 3      | 28     |
| Shericka Williams         | JAM     | -    | 4      | -      | -   | -   | -   | -   | -   | 4      | 28     |
| Merlene Ottey             | JAM     | 1    | 1      | 2      | -   | -   | -   | -   | -   | 4      | 27     |
| Melanie Paschke           | GER     | 1    | -      | 1      | 1   | 2   | -   | -   | -   | 2      | 27     |
| Christine Arron           | FRA     | 1    | 1      | 1      | 1   | -   | -   | -   | -   | 3      | 26     |
| Uta Rohländer             | GER     | 1    | -      | 2      | 1   | -   | -   | -   | -   | 3      | 25     |
| Nicola Sanders            | GBR     | -    | -      | 4      | -   | -   | -   | -   | -   | 4      | 24     |
| Chryste Gaines            | USA     | 2    | 1      | -      | -   | -   | -   | -   | -   | 3      | 23     |
| Gwen Torrence             | USA     | 2    | 1      | -      | -   | -   | -   | -   | -   | 3      | 23     |
| Francena McCorory         | USA     | 2    | 1      | -      | -   | -   | -   | -   | -   | 3      | 23     |
| Debbie Ferguson           | BAH     | 1    | 1      | -      | 1   | -   | 1   | -   | -   | 2      | 23     |
| Maicel Wallace            | USA     | 1    | 2      | -      | -   | -   | -   | -   | -   | 3      | 22     |
| Irina Sergejeva/Privalova | URS/RUS | 1    | 2      | -      | -   | -   | -   | -   | -   | 3      | 22     |
| Marion Wagner             | GER     | 1    | -      | 1      | -   | 2   | -   | -   | -   | 2      | 22     |
| Aleen Bailey              | JAM     | 1    | 1      | 1      | -   | -   | -   | -   | -   | 3      | 21     |
| Sylviane Félix            | FRA     | 1    | 1      | 1      | -   | -   | -   | -   | -   | 3      | 21     |
| Yuliya Nosova/Pechonkina  | RUS     | 1    | 1      | 1      | -   | -   | -   | -   | -   | 3      | 21     |
| Tatyana Chebykina         | RUS     | 1    | 1      | -      | 1   | -   | -   | -   | -   | 2      | 20     |
| Gail Devers               | USA     | 1    | 1      | -      | 1   | -   | -   | -   | -   | 2      | 20     |
| Inger Miller              | USA     | 1    | 1      | -      | 1   | -   | -   | -   | -   | 2      | 20     |
| Natalya Nazarova          | RUS     | 1    | 1      | -      | 1   | -   | -   | -   | -   | 2      | 20     |

| EVENT | MARK | NAME | COUNTRY | DATE | RECORD |
|-------|------|------|---------|------|--------|
|-------|------|------|---------|------|--------|

## WORLD, CONTINENTAL & COMMONWEALTH RECORDS SET AT IAAF WORLD CHAMPIONSHIPS

**Key:** AFR = African; ASI = Asian; CAC = Central American & Caribbean; Com = Commonwealth; EUR = European; NAM = North American; OCE = Oceanian; SAM = South American; W = World; Wu20 = World under-20

### Malmö 1976 (no world records)

### Sittard 1980 (no world records)

#### Women

|                    |       |             |     |        |     |
|--------------------|-------|-------------|-----|--------|-----|
| 400 Metres Hurdles | 56.16 | Esther Mahr | USA | 15 Aug | NAM |
|--------------------|-------|-------------|-----|--------|-----|

### Helsinki 1983 (2 world records)

#### Men

|                      |         |                   |     |        |     |
|----------------------|---------|-------------------|-----|--------|-----|
| Pole Vault           | 5.50    | Tom Hintnaus      | BRA | 14 Aug | SAM |
| 20 Kilometres Walk   | 1:22:04 | Guillaume LeBlanc | CAN | 7 Aug  | NAM |
| 4 x 100 Metres Relay | 37.86   | United States     |     | 10 Aug | W   |
| 4 x 400 Metres Relay | 3:04.46 | Brazil            |     | 13 Aug | SAM |

#### Women

|                      |         |                       |         |        |          |
|----------------------|---------|-----------------------|---------|--------|----------|
| 400 Metres           | 47.99   | Jarmila Kratochvílová | TCH     | 10 Aug | W        |
|                      | 50.06   | Marita Payne          | CAN     | 10 Aug | NAM, Com |
| 3000 Metres          | 8:37.06 | Wendy Sly             | GBR/ENG | 10 Aug | Com      |
| 100 Metres Hurdles   | 12.91   | Shirley Strong        | GBR/ENG | 13 Aug | Com      |
| Long Jump            | 6.90    | Beverly Kinch         | GBR/ENG | 14 Aug | Com      |
| 4 x 100 Metres Relay | 42.73   | Jamaica               |         | 10 Aug | CAC      |

### Rome 1987 (1 world record)

#### Men

|                      |         |                    |     |        |          |
|----------------------|---------|--------------------|-----|--------|----------|
| 100 Metres           | 9.93    | Carl Lewis         | USA | 30 Aug | NAM      |
| 400 Metres           | 44.33   | Thomas Schönlebe   | GDR | 3 Sep  | EUR      |
| 400 Metres Hurdles   | 47.48   | Harald Schmid      | FRG | 1 Sep  | EUR      |
| Triple Jump          | 17.92   | Khristo Markov     | BUL | 31 Aug | EUR      |
| 4 x 100 Metres Relay | 38.02   | USSR               |     | 6 Sep  | EUR      |
|                      | 39.05   | PR of China        |     | 5 Sep  | ASI      |
| 4 x 400 Metres Relay | 2:58.86 | Great Britain & NI | ENG | 6 Sep  | EUR, Com |
|                      | 2:59.16 | Cuba               |     | 6 Sep  | CAC      |

*The following world record mark was later annulled by the IAAF Council, but Lewis's time of 9.93 was never ratified as a world record in its place*

|            |      |             |     |        |        |
|------------|------|-------------|-----|--------|--------|
| 100 Metres | 9.83 | Ben Johnson | CAN | 30 Aug | W, NAM |
|------------|------|-------------|-----|--------|--------|

#### Women

|                      |          |                    |     |        |     |
|----------------------|----------|--------------------|-----|--------|-----|
| 800 Metres           | 1:55.84  | Ana Quirot         | CUB | 31 Aug | CAC |
| 3000 Metres          | 8:50.68  | Wang Xiuting       | CHN | 29 Aug | ASI |
| 10,000 Metres        | 31:19.82 | Liz Lynch          | GBR | 4 Sep  | Com |
| 400 Metres Hurdles   | 54.38    | Sandra Farmer      | JAM | 3 Sep  | CAC |
| High Jump            | 2.09     | Stefka Kostadinova | BUL | 30 Aug | W   |
| Heptathlon           | 6211     | Zhu Yuqing         | CHN | 1 Sep  | ASI |
| 4 x 400 Metres Relay | 3:30.91  | Brazil             |     | 5 Sep  | SAM |
|                      | 3:31.55  | India              |     | 5 Sep  | ASI |

### Tokyo 1991 (3 world records)

#### Men

|                      |         |                    |         |        |          |
|----------------------|---------|--------------------|---------|--------|----------|
| 100 Metres           | 10.02   | Frank Fredericks   | NAM     | 25 Aug | AFR      |
|                      | 9.86    | Carl Lewis         | USA     | 25 Aug | W        |
|                      | 9.92    | Linford Christie   | GBR/ENG | 25 Aug | EUR, Com |
|                      | 9.96    | Ray Stewart        | JAM     | 25 Aug | CAC      |
|                      | 9.95    | Frank Fredericks   | NAM     | 25 Aug | AFR      |
| 200 Metres           | 20.30   | Olapade Adeniken   | NGR     | 26 Aug | AFR      |
| 400 Metres Hurdles   | 47.74   | Winthrop Graham    | JAM     | 27 Aug | CAC      |
| High Jump            | 2.36    | Dalton Grant       | GBR/ENG | 1 Sep  | Com      |
| Long Jump            | 8.95    | Mike Powell        | USA     | 30 Aug | W        |
| Decathlon            | 8812    | Dan O'Brien        | USA     | 30 Aug | NAM      |
| 20 Kilometres Walk   | 1:21:15 | Li Mingcai         | CHN     | 24 Aug | ASI      |
| 4 x 100 Metres Relay | 38.44   | Nigeria            |         | 31 Aug | AFR      |
|                      | 37.50   | United States      |         | 1 Sep  | W        |
| 4 x 400 Metres Relay | 3:01.26 | Japan              |         | 31 Aug | ASI      |
|                      | 2:57.53 | Great Britain & NI | ENG     | 1 Sep  | EUR, Com |

| EVENT  | MARK     | NAME                   | COUNTRY | DATE   | RECORD    |
|--|----------|------------------------|---------|--------|-----------|
| <b>Women</b>   |          |                        |         |        |           |
| 400 Metres   | 49.42    | Grit Breuer            | GER     | 27 Aug | Wu20      |
| 800 Metres   | 1:57.63  | Maria Mutola           | MOZ     | 26 Aug | Wu20, AFR |
|  | 1:58.25  | Letitia Vriesde        | SUR     | 26 Aug | SAM       |
| 1500 Metres  | 4:05.67  | Letitia Vriesde        | SUR     | 31 Aug | SAM       |
| 3000 Metres  | 8:39.41  | Susan Sirma            | KEN     | 26 Aug | AFR       |
| 10,000 Metres  | 32:36.44 | Carmen de Oliveira     | BRA     | 27 Aug | SAM       |
| 400 Metres Hurdles   | 53.16    | Sally Gunnell          | GBR/ENG | 29 Aug | Com       |
| Long Jump  | 6.68     | Christy Opara-Thompson | NGR     | 24 Aug | AFR       |
| Discus Throw   | 66.06    | Daniela Costian        | AUS     | 31 Aug | OCE       |
| Heptathlon   | 6392     | Yasmina Azzizi         | ALG     | 27 Aug | AFR       |
| 4 x 100 Metres Relay   | 42.63    | Jamaica                |         | 31 Aug | CAC       |
|  | 42.72    | Nigeria                |         | 31 Aug | AFR       |
|  | 41.94    | Jamaica                |         | 1 Sep  | CAC, Com  |
| 4 x 400 Metres Relay   | 3:26.29  | Nigeria                |         | 31 Aug | AFR       |
|  | 3:24.45  | Nigeria                |         | 1 Sep  | AFR       |
| <b>Stuttgart 1993 (5 world records)</b>  |          |                        |         |        |           |
| <b>Men</b>   |          |                        |         |        |           |
| 100 Metres   | 9.87     | Linford Christie       | GBR/ENG | 15 Aug | EUR, Com  |
| 200 Metres   | 19.85    | Frank Fredericks       | NAM     | 20 Aug | AFR, Com  |
| 110m Hurdles   | 12.91    | Colin Jackson          | GBR     | 20 Aug | W         |
|  | 13.19    | Emilio Valle           | CUB     | 19 Aug | CAC       |
|  | 13.48    | Kyle Vander-Kuyp       | AUS     | 19 Aug | OCE       |
| 5000 Metres  | 13:02.75 | Ismael Kirui           | KEN     | 16 Aug | Wu20      |
| Pole Vault   | 5.90     | Grigoriy Yegorov       | KAZ     | 19 Aug | ASI       |
| Hammer Throw   | 81.64    | Andrey Abduvaliyev     | TJK     | 15 Aug | ASI       |
| 4 x 100 Metres Relay   | 37.40    | United States          |         | 21 Aug | =W        |
|  | 37.77    | Great Britain & NI     |         | 22 Aug | EUR       |
|  | 37.83    | Canada                 |         | 22 Aug | Com       |
|  | 38.46    | Australia              |         | 21 Aug | OCE       |
| 4 x 400 Metres Relay   | 2:54.29  | United States          |         | 22 Aug | W         |
| <b>Women</b>   |          |                        |         |        |           |
| 100 Metres   | 10.97    | Mary Onyali            | NGR     | 16 Aug | AFR       |
| 800 Metres   | 1:55.43  | Maria Mutola           | MOZ     | 17 Aug | AFR       |
| 3000 Metres  | 8:29.25  | Zhang Linli            | CHN     | 16 Aug | ASI       |
| 10,000 Metres  | 31:47.76 | Carmen de Oliveira     | BRA     | 21 Aug | SAM       |
|  | 30:49.30 | Wang Junxia            | CHN     | 21 Aug | ASI       |
| 100 Metres Hurdles   | 12.46    | Gail Devers            | USA     | 20 Aug | NAM       |
|  | 12.73    | Aliuska López          | CUB     | 20 Aug | CAC       |
| 400 Metres Hurdles   | 52.74    | Sally Gunnell          | GBR     | 19 Aug | W         |
|  | 52.79    | Sandra Farmer-Patrick  | USA     | 19 Aug | NAM       |
|  | 54.12    | Deon Hemmings          | JAM     | 17 Aug | CAC       |
| Triple Jump  | 15.09    | Anna Biryukova         | RUS     | 21 Aug | W         |
| 4 x 100 Metres Relay   | 41.49    | United States          |         | 22 Aug | NAM       |
|  | 41.94    | Jamaica                |         | 22 Aug | =CAC      |
| <i>The following world junior best could not be ratified as a record by the IAAF because no doping control was performed</i> |          |                        |         |        |           |
|  | 31:15.38 | Sally Barsosio         | KEN     | 21 Aug |           |
| <b>Gothenburg 1995 (4 world records)</b>   |          |                        |         |        |           |
| <b>Men</b>   |          |                        |         |        |           |
| 3000 Metres Steeplechase   | 8:12.95  | Saad Al-Asmari         | KSA     | 11 Aug | ASI       |
| 110m Hurdles   | 13.29    | Kyle Vander-Kuyp       | AUS     | 11 Aug | OCE       |
| 400 Metres Hurdles   | 48.37    | Kazuhiro Yamazaki      | JPN     | 7 Aug  | ASI       |
| Triple Jump  | 18.16    | Jonathan Edwards       | GBR     | 7 Aug  | W         |
|  | 18.29    | Edwards                |         | 7 Aug  | W         |
| 4 x 100 Metres Relay   | 38.85    | Brazil                 |         | 12 Aug | SAM       |
|  | 38.28    | Australia              |         | 12 Aug | OCE       |
|  | 38.17    | Australia              |         | 12 Aug | OCE       |
|  | 38.48    | Brazil                 |         | 12 Aug | SAM       |
|  | 38.67    | Japan                  |         | 12 Aug | ASI       |
| 4 x 400 Metres Relay   | 2:58.29  | Jamaica                |         | 12 Aug | CAC       |
| <b>Women</b>   |          |                        |         |        |           |
| 800 Metres   | 1:56.68  | Letitia Vriesde        | SUR     | 13 Aug | SAM       |
| 5000 Metres  | 15:02.45 | Rose Cheruiyot         | KEN     | 12 Aug | WJR       |
| 400 Metres Hurdles   | 52.61    | Kim Batten             | USA     | 11 Aug | W         |
|  | 53.48    | Deon Hemmings          | JAM     | 11 Aug | CAC       |

| EVENT                                   | MARK     | NAME                  | COUNTRY | DATE   | RECORD   |
|---|----------|-----------------------|---------|--------|----------|
| Triple Jump                             | 15.50    | Inessa Kravets        | UKR     | 10 Aug | W        |
| 10 Kilometres Walk                      | 44:17    | Michelle Rohl         | USA     | 7 Aug  | NAM      |
|   | 45:04    | Miriam Ramón          | ECU     | 7 Aug  | SAM      |
| 4 x 100 Metres Relay                    | 43.42    | Colombia              |         | 12 Aug | SAM      |
| <b>Athens 1997 (no world records)</b>   |          |                       |         |        |          |
| <b>Men</b>                              |          |                       |         |        |          |
| 100 Metres                              | 9.87     | Ato Boldon            | TRI     | 2 Aug  | CAC      |
| Triple Jump                             | 17.85    | Yoelbi Quesada        | CUB     | 8 Aug  | CAC      |
| Javelin Throw                           | 88.40    | Marius Corbett        | RSA     | 5 Aug  | AFR      |
|   | 83.56    | Emeterio González     | CUB     | 5 Aug  | CAC      |
| Decathlon                               | 8445     | Ramil Ganiyev         | UZB     | 6 Aug  | ASI      |
| 4 x 100 Metres Relay                    | 38.31    | Brazil                |         | 9 Aug  | SAM      |
|   | 38.44    | Japan                 |         | 9 Aug  | ASI      |
|   | 37.94    | Nigeria               |         | 9 Aug  | AFR      |
|   | 38.17    | Brazil                |         | 9 Aug  | SAM      |
|   | 38.31    | Japan                 |         | 9 Aug  | ASI      |
| 4 x 400 Metres Relay                    | 2:56.75  | Jamaica               |         | 10 Aug | CAC      |
| <b>Women</b>                            |          |                       |         |        |          |
| 200 Metres                              | 22.44    | Susanthika Jayasinghe | SRI     | 6 Aug  | ASI      |
|   | 22.44    | Li Xuemei             | CHN     | 6 Aug  | ASI      |
|   | 22.33    | Susanthika Jayasinghe | SRI     | 7 Aug  | ASI      |
| 10,000 Metres                           | 31:32.92 | Sally Barsosio        | KEN     | 5 Aug  | Wu20     |
| 100 Metres Hurdles                      | 12.53    | Michelle Freeman      | JAM     | 9 Aug  | CAC      |
|   | 12.52    | Michelle Freeman      | JAM     | 10 Aug | CAC      |
| 400 Metres Hurdles                      | 53.48    | Nezha Bidouane        | MAR     | 6 Aug  | AFR      |
|   | 52.97    | Nezha Bidouane        | MAR     | 8 Aug  | AFR      |
| High Jump                               | 1.92     | Solange Witteveen     | ARG     | 8 Aug  | SAM      |
| 10,000 Metres Walk                      | 44:51.81 | Graciela Mendoza      | MEX     | 4 Aug  | CAC      |
| 4 x 100 Metres Relay                    | 41.47    | United States         |         | 10 Aug | NAM      |
|   | 42.92    | PR of China           |         | 10 Aug | ASI      |
|   | 3:21.30  | Jamaica               |         | 10 Aug | Com, CAC |
| <b>Seville 1999 (2 world records)</b>   |          |                       |         |        |          |
| <b>Men</b>                              |          |                       |         |        |          |
| 100 Metres                              | 9.84     | Bruny Surin           | CAN     | 22 Aug | Com      |
| 400 Metres                              | 43.18    | Michael Johnson       | USA     | 26 Aug | W        |
|   | 44.37    | Sanderlei Parrela     | BRA     | 24 Aug | SAM      |
|   | 44.29    | Sanderlei Parrela     | BRA     | 26 Aug | SAM      |
| 1500 Metres                             | 3:28.73  | Noah Ngeny            | KEN     | 24 Aug | Com      |
| 110 Metres Hurdles                      | 13.07    | Anier García          | CUB     | 25 Aug | CAC      |
| Long Jump                               | 8.35     | Jai Taurima           | AUS     | 28 Aug | OCE      |
| Javelin Throw                           | 84.32    | Emeterio González     | CUB     | 29 Aug | CAC      |
| 4 x 100 Metres Relay                    | 37.73    | Great Britain & NI    |         | 29 Aug | EUR      |
|   | 38.05    | Brazil                |         | 29 Aug | SAM      |
| <b>Women</b>                            |          |                       |         |        |          |
| 10,000 Metres                           | 30:24.56 | Gete Wami             | ETH     | 26 Aug | AFR      |
|   | 30:27.13 | Paula Radcliffe       | GBR/ENG | 26 Aug | Com      |
| 100 Metres Hurdles                      | 12.37    | Gail Devers           | USA     | 28 Aug | NAM      |
|   | 12.44    | Glory Alozie          | NGR     | 28 Aug | Com, AFR |
| 400 Metres Hurdles                      | 52.89    | Nezha Bidouane        | MAR     | 25 Aug | AFR      |
| Pole Vault                              | 4.55     | Anzhela Balakhonova   | UKR     | 21 Aug | EUR      |
|   | 4.55     | Stacy Dragila         | USA     | 21 Aug | NAM      |
|   | 4.60     | Stacy Dragila         | USA     | 21 Aug | W        |
| Javelin Throw                           | 61.39    | Wei Jianhua           | CHN     | 26 Aug | ASI      |
|   | 62.27    | Wei Jianhua           | CHN     | 28 Aug | ASI      |
|   | 62.67    | Wei Jianhua           | CHN     | 28 Aug | ASI      |
| 4 x 100 Metres Relay                    | 41.92    | Bahamas               |         | 29 Aug | Com, CAC |
| <b>Edmonton 2001 (no world records)</b> |          |                       |         |        |          |
| <b>Men</b>                              |          |                       |         |        |          |
| Pole Vault                              | 6.05     | Dmitri Markov         | AUS     | 9 Aug  | Com, OCE |
| <b>Women</b>                            |          |                       |         |        |          |
| Pole Vault                              | 4.45     | Gao Shuying           | CHN     | 6 Aug  | ASI      |
|   | 4.50     | Gao Shuying           | CHN     | 6 Aug  | ASI      |
|   | 4.70     | Svetlana Feofanova    | RUS     | 6 Aug  | EUR      |
|   | 4.75     | Svetlana Feofanova    | RUS     | 6 Aug  | EUR      |

| EVENT  | MARK     | NAME                  | COUNTRY | DATE   | RECORD    |
|--|----------|-----------------------|---------|--------|-----------|
| Hammer Throw   | 68.87    | Bronwyn Eagles        | AUS     | 7 Aug  | Com, OCE  |
|  | 70.65    | Yipsi Moreno          | CUB     | 7 Aug  | CAC       |
| 4 x 400 Metres Relay   | 3:20.65  | Jamaica               |         | 12 Aug | Com, CAC  |
| <b>Paris 2003 (2 world records)</b>  |          |                       |         |        |           |
| <b>Men</b>   |          |                       |         |        |           |
| 100 Metres   | 10.01    | Darrel Brown          | TRI     | 24 Aug | Wu20      |
| 10,000 Metres  | 27:18.28 | Abdullah Ahmad Hassan | QAT     | 24 Aug | ASI       |
| 20 Kilometres Walk   | 1:17:21  | Jefferson Pérez       | ECU     | 23 Aug | W         |
| 50 Kilometres Walk   | 3:36:03  | Robert Korzeniowski   | POL     | 27 Aug | W         |
| <b>Women</b>   |          |                       |         |        |           |
| 400 Metres   | 48.89    | Ana Guevava           | MEX     | 27 Aug | CAC       |
| 10,000 Metres  | 30:04.18 | Berhane Adere         | ETH     | 23 Aug | AFR       |
|  | 30:31.55 | Xing Huina            | CHN     | 23 Aug | Wu20      |
|  | 30:37.68 | Benita Johnson        | AUS     | 23 Aug | OCE       |
| High Jump  | 2.06     | Hestrie Cloete        | RSA     | 31 Aug | Com, AFR  |
| Triple Jump  | 15.05    | Françoise Mbango      | CMR     | 26 Aug | AFR       |
| 20 Kilometres Walk   | 1:33:42  | Geovana Irusta        | BOL     | 24 Aug | SAM       |
| <b>Helsinki 2005 (3 world records)</b>   |          |                       |         |        |           |
| <b>Men</b>   |          |                       |         |        |           |
| Decathlon  | 8023     | Hamdi Dhouibi         | TUN     | 10 Aug | AFR       |
| 10 Kilometres Walk   | 39:32    | Eder Sánchez          | MEX     | 6 Aug  | Wu20 Best |
| <b>Women</b>   |          |                       |         |        |           |
| 3000m Steeplechase   | 9:33.30  | Korene Hinds          | JAM     | 8 Aug  | CAC       |
|  | 9:41.21  | Minori Hayakari       | JPN     | 6 Aug  | ASI       |
| Pole Vault   | 5.01     | Yelena Isinbaeva      | RUS     | 12 Aug | W         |
| Shot Put   | 19.87    | Valerie Vili          | NZL     | 12 Aug | Com, OCE  |
| Javelin Throw  | 71.70    | Osleidys Menéndez     | CUB     | 14 Aug | W         |
|  | 70.03    | Christina Obergföll   | GER     | 14 Aug | EUR       |
| 20 Kilometres Walk   | 1:25:41  | Olimpiada Ivanova     | RUS     | 7 Aug  | W         |
| 4 x 400 Metres Relay   | 3:26.82  | Brazil                |         | 13 Aug | SAM       |
| <b>Osaka 2007 (no world records)</b>   |          |                       |         |        |           |
| <b>Men</b>   |          |                       |         |        |           |
| Long Jump  | 8.57     | Irving Saladino       | PAN     | 30 Aug | CAC       |
| Decathlon  | 8644     | Maurice Smith         | JAM     | 1 Sep  | CAC       |
| 4 x 100 Metres Relay   | 38.02    | Jamaica               |         | 31 Aug | ASI       |
|  | 38.21    | Japan                 |         | 31 Aug | ASI       |
|  | 37.89    | Jamaica               |         | 1 Sep  | CAC       |
|  | 38.03    | Japan                 |         | 1 Sep  | ASI       |
| <b>Women</b>   |          |                       |         |        |           |
| 3000 Metres SC   | 9:25.25  | Ruth Bisibori         | KEN     | 27 Aug | Wu20      |
| Shot Put   | 20.54    | Valerie Vili          | NZL     | 26 Aug | Com, OCE  |
| Heptathlon   | 7032     | Carolina Klüft        | SWE     | 25 Aug | EUR       |
| 4 x 400 Metres Relay   | 3:19.73  | Jamaica               |         | 2 Sep  | Com, CAC  |
| <b>Berlin 2009 (3 world records)</b>   |          |                       |         |        |           |
| <b>Men</b>   |          |                       |         |        |           |
| 100 Metres   | 9.58     | Usain Bolt            | JAM     | 16 Aug | W         |
|  | 9.71     | Tyson Gay             | USA     | 16 Aug | NAM       |
| 200 Metres   | 19.19    | Usain Bolt            | JAM     | 20 Aug | W         |
|  | 19.81    | Alonso Edward         | PAN     | 20 Aug | SAM       |
| 3000m Steeplechase   | 8:01.18  | Bouabdellah Tahri     | FRA     | 18 Aug | EUR       |
| Decathlon  | 8171     | Larbi Bouraada        | ALG     | 20 Aug | AFR       |
| <i>If Jamaica's 37.10 4x100m from the 2008 Olympic Games is annulled due to the alleged doping violation of Nesta Carter (the case is under appeal as at June 30, 2017), then this mark from Berlin 2009 can be regarded as a world record</i> |          |                       |         |        |           |
| 4 x 100 Metres Relay   | 37.31    | Jamaica               |         | 22 Aug | W         |
| <b>Women</b>   |          |                       |         |        |           |
| 100 Metres   | 10.73    | Shelly-Ann Fraser     | JAM     | 17 Aug | Com, CAC  |
| 3000m Steeplechase   | 9:12.50  | Jenny Barringer       | USA     | 17 Aug | NAM       |
| 400m Hurdles   | 52.42    | Melaine Walker        | JAM     | 20 Aug | Com, CAC  |
| Hammer Throw   | 77.96    | Anita Włodarczyk      | POL     | 22 Aug | W         |



| EVENT                                 | MARK    | NAME              | COUNTRY | DATE   | RECORD   |
|---------------------------------------|---------|-------------------|---------|--------|----------|
| <b>Daegu 2011</b> (1 world record)    |         |                   |         |        |          |
| <b>Men</b>                            |         |                   |         |        |          |
| 4 x 100 Metres Relay                  | 37.04   | Jamaica           |         | 4 Sep  | W        |
| Pole Vault                            | 5.85    | Lázaro Borges     | CUB     | 29 Aug | CAC      |
|                                       | 5.90    | Lázaro Borges     | CUB     | 29 Aug | CAC      |
| 50 Kilometres Walk                    | 3:49:32 | Andrés Chocho     | ECU     | 3 Sep  | SAM      |
| <b>Women</b>                          |         |                   |         |        |          |
| 100 Metres Hurdles                    | 12.36   | Sally Pearson     | AUS     | 3 Sep  | Com, OCE |
| 100 Metres Hurdles                    | 12.28   | Sally Pearson     | AUS     | 3 Sep  | Com, OCE |
| 400 Metres Hurdles                    | 52.47   | Lashinda Demus    | USA     | 1 Sep  | NAM      |
| Pole Vault                            | 4.70    | Yarisley Silva    | CUB     | 30 Aug | CAC      |
|                                       | 4.85    | Fabiana Murer     | BRA     | 30 Aug | SAM      |
| Shot Put                              | 21.24   | Valerie Adams     | NZL     | 29 Aug | Com, OCE |
| Javelin Throw                         | 68.38   | Sunette Viljoen   | RSA     | 2 Sep  | AFR      |
| 4 x 100 Metres Relay                  | 42.92   | Brazil            |         | 4 Sep  | SAM      |
|                                       | 41.70   | Jamaica           |         | 4 Sep  | Com, CAC |
| 4 x 400 Metres Relay                  | 3:18.71 | Jamaica           |         | 3 Sep  | Com, CAC |
| <b>Moscow 2013</b> (no world records) |         |                   |         |        |          |
| <b>Men</b>                            |         |                   |         |        |          |
| Decathlon                             | 8343    | Willem Coertzen   | RSA     | 11 Aug | AFR      |
| <b>Women</b>                          |         |                   |         |        |          |
| 4 x 100 Metres Relay                  | 42.29   | Brazil            |         | 18 Aug | SAM      |
|                                       | 41.29   | Jamaica           |         | 18 Aug | Com, CAC |
| <b>Beijing 2015</b> (1 world record)  |         |                   |         |        |          |
| <b>Men</b>                            |         |                   |         |        |          |
| 400 Metres                            | 43.93   | Youssef Masrahi   | KSA     | 23 Aug | ASI      |
|                                       | 43.48   | Wayde van Niekerk | RSA     | 26 Aug | Com, AFR |
| Triple Jump                           | 18.21   | Christian Taylor  | USA     | 27 Aug | NAM      |
| Shot Put                              | 21.69   | O'Dayne Richards  | JAM     | 23 Aug | CAC      |
|                                       | 21.58   | Tom Walsh         | NZL     | 23 Aug | OCE      |
| Javelin Throw                         | 92.60   | Julius Yego       | KEN     | 26 Aug | Com, AFR |
| Decathlon                             | 9045    | Ashton Eaton      | RSA     | 29 Aug | W        |
|                                       | 8461    | Larbi Bouraada    | ALG     | 29 Aug | AFR      |
| 20 Kilometres Walk                    | 1:19:57 | Benjamin Thorne   | CAN     | 23 Aug | NAM      |
| 50 Kilometres Walk                    | 3:46:00 | Andrés Chocho     | ECU     | 29 Aug | SAM      |
| 4 x 100 Metres Relay                  | 37.92   | PR of China       |         | 29 Aug | ASI      |
| <b>Women</b>                          |         |                   |         |        |          |
| 200 Metres                            | 21.63   | Dafne Schippers   | NED     | 28 Aug | EUR      |
| Pole Vault                            | 4.85    | Fabiana Murer     | BRA     | 26 Aug | SAM      |
| Javelin Throw                         | 66.13   | Lu Huihui         | CHN     | 30 Aug | ASI      |



# DOPING VIOLATIONS AT IAAF WORLD CHAMPIONSHIPS

This list shows all athletes who have had their IAAF World Championship performances annulled due to doping violations, committed by them at or before the championships, admissions included. The editor's interpretation of the rules in force is that up to the end of 2005, only marks made on or after the date of the positive sample are disqualified. From 2006, all performances by guilty athletes at a championships (before or after the day of the positive test) are declared invalid. The performances which are allowed to stand under what were IAAF rules 59.4 then 39.1 are shown in italics below. Those names shown in bold have been confirmed as doping offenders since Beijing 2015. Cases finalised up to June 30, 2017 (by IAAF or CAS) are shown.

| YEAR   | NAME                 | COUNTRY | EVENT    | PLACE  | MARK     | PRELIMINARIES                    |
|--|----------------------|---------|----------|--------|----------|----------------------------------|
| <b>Malmö 1976</b>  |                      |         |          |        |          |                                  |
| None   |                      |         |          |        |          |                                  |
| <b>Helsinki 1983</b>   |                      |         |          |        |          |                                  |
| None, though it should be remembered that Ben Johnson admitted to doping violations at the time of these championships |                      |         |          |        |          |                                  |
| <b>Sittard 1980</b> (1 violator)   |                      |         |          |        |          |                                  |
| Women  | Rosa Colorado        | ESP     | 400mH    | 1rB    | 57.51    | <i>3h3/58.79, 5s2/57.47</i>      |
| <b>Rome 1987</b> (3)   |                      |         |          |        |          |                                  |
| Men  | Ben Johnson          | CAN     | 100m     | gold   | 9.83     | 1h5/10.24, 2q4/10.14, 1s1/10.15  |
|  | Johnson              |         | 4x100mR  | 4      | 38.47    | 1h3/38.76, 2s1/38.50             |
| Women  | Sandra Gasser        | SUI     | 1500m    | bronze | 3:59.06  | <i>2h2/4:05.48</i>               |
|  | Angella Issajenko    | CAN     | 100m     | 5      | 11.09    | 2h6/11.42, 1q2/10.99, 3s1/10.99w |
|  | Issajenko            |         | 4x100mR  | 6      | 43.26    | 2h1/43.30                        |
| <b>Tokyo 1991</b> (3)  |                      |         |          |        |          |                                  |
| Men  | Georg Andersen       | NOR     | SP       | silver | 20.81    | 1qB/20.41                        |
| Women  | Delisa Floyd         | USA     | 800m     | 8s2    | 2:01.32  | <i>1h4/2:00.05</i>               |
|  | Irina Slyusar        | URS     | 100m     | 6s1    | 11.42    | 2h1/11.32, 3q1/11.30             |
| <b>Stuttgart 1993</b> (4)  |                      |         |          |        |          |                                  |
| Men  | Dmitriy Polyunin     | UZB     | JT       | bronze | 83.38    | <i>3qA/81.04</i>                 |
|  | Mike Stulce          | USA     | SP       | bronze | 20.94    | <i>2qB/20.53</i>                 |
|  | Romas Ubartas        | LTU     | DT       | 4      | 65.24    | <i>1qA/65.92</i>                 |
| Women  | Liliya Nurutdinova   | RUS     | 800m     | 7      | 3:19.18  | <i>2h3/2:00.85, 4s1/1:59.17</i>  |
| <b>Gothenburg 1995</b> (None)  |                      |         |          |        |          |                                  |
| <b>Athens 1997</b> (7)   |                      |         |          |        |          |                                  |
| Men  | Aleksandr Bagach     | UKR     | SP       | gold   | 21.47    | 2qA/20.56                        |
|  | Pascal Maran         | FRA     | 400mH    | 5h6    | 50.82    |                                  |
|  | Antonio Pettigrew    | USA     | 400m     | 7      | 44.57    | 1h7/45.67, 1q1/44.88, 4s1/44.87  |
|  | Pettigrew            |         | 4x400mR  | gold   | 2:56.47  | 1h3/2:59.78                      |
|  | Daniel Plaza         | ESP     | 20KmW    | 10     | 1:23:53  |                                  |
| Women  | Olimpiada Ivanova    | RUS     | 10,000mW | silver | 43:07.63 | <i>1h2/44:31.98</i>              |
|  | Lyubov Tsyoma        | RUS     | 800m     | dnf/s2 | -        | <i>3h3/2:01.87</i>               |
|  | Oksana Zelinskaya    | KAZ     | TJ       | 15qA   | 13.39    |                                  |
| <b>Seville 1999</b> (7)  |                      |         |          |        |          |                                  |
| Men  | Mohamed Ibrahim Aden | SOM     | 1500m    | 6s1    | 3:38.57  | <i>7h3/3:38.10</i>               |
|  | Innocent Asonze      | NGR     | 100m     | 4q3    | 10.18    | 3h5/10.47                        |
|  | Asonze               |         | 4x100mR  | bronze | 37.91    |                                  |
|  | Davidson Ezinwa      | NGR     | 100m     | 7s2    | 10.40    | <i>1h7/10.22, 3q1/10.23</i>      |
|  | Antonio Pettigrew    | USA     | 400m     | 5      | 44.54    | 2h3/45.56, 2q1/45.22, 2s2/44.98  |
|  | Pettigrew            |         | 4x400mR  | gold   | 2:56.45  |                                  |
|  | German Skurygin      | RUS     | 50KmW    | gold   | 3:44:23  |                                  |
|  | Jerome Young         | USA     | 400m     | 4      | 44.36    | 1h5/45.22, 1q3/44.94, 1s2/44.55  |
| Women  | Hannah Cooper        | LBR     | 4x400mR  | 6h2    | 3:55.30  |                                  |
| <b>Edmonton 2001</b> (17)  |                      |         |          |        |          |                                  |
| Men  | Roberto Barbi        | ITA     | Marathon | 60     | 2:35:55  |                                  |
|  | Christophe Cheval    | FRA     | 200m     | 7q4    | 20.75    | 1h2/20.62                        |
|  | Cheval               |         | 4x100mR  | 6s1    | 38.89    |                                  |
|  | Ramon Clay           | USA     | 200m     | 8q3    | 23.58    | 2h5/20.43                        |

| YEAR                      | NAME                          | COUNTRY    | EVENT          | PLACE         | MARK            | PRELIMINARIES                    |
|---------------------------|-------------------------------|------------|----------------|---------------|-----------------|----------------------------------|
| (2001)                    | Andrei Mikhnevich             | BLR        | SP             | 10            | 20.42           | 7qB/20.31                        |
|                           | Tim Montgomery                | USA        | 100m           | silver        | 9.85            | 1h10/10.38, 1q1/9.92w, 2s2/10.07 |
|                           | Montgomery                    |            | 4x100mR        | gold          | 37.96           | 1s2/38.60                        |
|                           | Antonio Pettigrew             | USA        | 400m           | 4             | 44.99           | 1h4/45.74, 2s1/45.00             |
|                           | Pettigrew                     |            | 4x400mR        | gold          | 2:57.54         |                                  |
|                           | Ali Saïdi-Sief                | ALG        | 5000m          | silver        | 13:02.16        | 1h1/13:28.58                     |
|                           | Javier Sotomayor              | CUB        | HJ             | 4             | 2.33            | 1qB/2.27                         |
|                           | Jerome Young                  | USA        | 400            | 4s3           | 45.43           | 4h3/45.57                        |
|                           | Young                         |            | 4x400mR        | 1h1           | 3:00.07         |                                  |
| Women                     | Venolyn Clarke                | CAN        | 100m           | 8q2           | 11.68           | 4h8/11.48                        |
|                           | Marion Jones                  | USA        | 100m           | silver        | 10.85           | 1h6/10.93, 1q1/10.97, 2s1/10.95  |
|                           | Jones                         |            | 200m           | gold          | 22.39           | 1h3/22.70, 1s1/22.40             |
|                           | Jones                         |            | 4x100mR        | gold          | 41.71           |                                  |
|                           | Svetlana Laukhova             | RUS        | 100mH          | 5h2           | 13.00           | 7s2/13.03                        |
|                           | Yekaterina Leshchova          | RUS        | 200m           | 6h3           | 24.06           |                                  |
|                           | Natalya Sadova                | RUS        | DT             | gold          | 68.57           | 1qA/64.43                        |
|                           | Natalya Sologub               | BLR        | 400m           | 5s1           | 51.43           | 4h1/51.78                        |
|                           | Ana Mirela Termure            | ROU        | JT             | 10qA          | 52.65           |                                  |
|                           | Kelli White                   | USA        | 100m           | 7             | 11.15           | 1h1/11.36, 2q4/11.11, 3s2/11.19  |
|                           | White                         |            | 200m           | bronze        | 22.56           | 1h2/22.65, 2s3/22.54             |
|                           | White                         |            | 4x100mR        | gold          | 41.71           |                                  |
| <b>Paris 2003 (11)</b>    |                               |            |                |               |                 |                                  |
| Men                       | Dwain Chambers                | GBR        | 100m           | 4             | 10.08           | 2h7/10.33, 2q4/10.03, 1s2/10.06  |
|                           | Chambers                      |            | 4x100mR        | silver        | 38.08           | 1h4/38.24, 1s2/38.26             |
|                           | Fouad Chouki                  | FRA        | 1500m          | 8             | 3:34.05         | 6h3/3:41.67, 4s2/3:40.64         |
|                           | Calvin Harrison               | USA        | 400m           | 6             | 44.96           | 1h2/45.43, 2s1/44.71             |
|                           | Harrison                      |            | 4x400mR        | gold          | 2:58.88         | 1h1/3:00.98                      |
|                           | Tim Montgomery                | USA        | 100m           | 5             | 10.11           | 1h5/10.07, 1q1/10.04, 2s1/10.14  |
|                           | Chris Phillips                | USA        | 110mH          | 5             | 13.36           | 1h5/13.26, 3s3/13.48             |
|                           | Kevin Toth                    | USA        | SP             | 4             | 20.89           | 4qB/20.39                        |
|                           | Jerome Young                  | USA        | 400            | gold          | 44.50           | 1h6/45.28, 1s1/44.70             |
|                           | Young                         |            | 4x400mR        | gold          | 2:58.88         |                                  |
| Women                     | Zhanna Block                  | UKR        | 100m           | bronze        | 10.99           | 1h4/11.13, 1q2/11.08, 2s1/11.02  |
|                           |                               |            | 200m           | 4             | 22.92           | 1h1/23.13, 1q4/22.67, 1s1/22.61  |
|                           | Regina Jacobs                 | USA        | 1500m          | 6s2           | 4:06.92         | 3h1/4:08.64                      |
|                           | Melissa Price                 | USA        | HT             | 12            | 62.34           | 6qA/66.13                        |
|                           | Kelli White                   | USA        | 100m           | gold          | 10.85           | 1h3/11.26, 1q3/10.96, 1s1/10.96  |
|                           | White                         |            | 200m           | gold          | 22.05           | 1h3/22.97, 1q2/22.67, 1s1/22.50  |
| <b>Helsinki 2005 (11)</b> |                               |            |                |               |                 |                                  |
| Men                       | Yuriy Belonog                 | UKR        | SP             | 4             | 20.89           | 4qB/20.21                        |
|                           | Andrei Mikhnevich             | BLR        | SP             | 5             | 20.74           | 3qA/20.54                        |
|                           | Vladislav Piskunov            | UKR        | HT             | 12            | 74.78           | 4qA/76.04                        |
|                           | Ivan Tikhon                   | BLR        | HT             | gold          | 83.89           | 1qB/79.26                        |
|                           | Andrei Vorontsov              | BLR        | HT             | 15qB          | 69.71           |                                  |
| Women                     | Zhanna Block                  | UKR        | 100            | 5s2           | 11.18           | 3h2/11.39, 3q2/11.27             |
|                           | Neelam Jaswant Singh          | IND        | DT             | 9qA           | 56.70           |                                  |
|                           | Svetlana Krivelyova           | RUS        | SP             | 4             | 19.16           | 2qB/19.28                        |
|                           | Tatyana Kotova                | RUS        | LJ             | silver        | 6.79            | 2qA/6.63                         |
|                           | Olga Kuzenkova                | RUS        | HT             | gold          | 75.10           | 1qB/71.97                        |
|                           | Nadezhda Ostapchuk            | BLR        | SP             | gold          | 20.51           | 1qA/19.65                        |
| <b>Osaka 2007 (9)</b>     |                               |            |                |               |                 |                                  |
| Men                       | Naman Keita                   | FRA        | 400mH          | 4s3           | 49.16           | 1h1/49.45                        |
|                           | Andrei Mikhnevich             | BLR        | SP             | bronze        | 21.27           | 4qB/20.23                        |
| Women                     | <b>Elvan Abeylegesse</b>      | <b>TUR</b> | <b>5000m</b>   | <b>5</b>      | <b>15:00.88</b> | <b>1h1/15:06.26</b>              |
|                           | <b>Abeylegesse</b>            |            | <b>10,000m</b> | <b>silver</b> | <b>31:59.40</b> |                                  |
|                           | Svetlana Cherkasova           | RUS        | 800m           | 6h6           | 2:00.93         |                                  |
|                           | Yuliya Chizhenko/Fomenko      | RUS        | 1500m          | 7             | 4:02.46         | 1h2/4:09.57, 3s1/4:15.28         |
|                           | <b>Hrisopiyí Devetzi</b>      | <b>GRE</b> | <b>TJ</b>      | <b>bronze</b> | <b>15.04</b>    | <b>1qB/15.09</b>                 |
|                           | Gulfiya Khanafeyeva/Agafonova | RUS        | HT             | 10            | 69.08           | 5qA/68.65                        |
|                           | Darya Pishchalnikova          | RUS        | DT             | silver        | 65.78           | 3qB/61.88                        |
|                           | Yelena Soboleva               | RUS        | 1500m          | silver        | 3:58.99         | 1h3/4:10.45, 2s2/4:03.87         |

| YEAR  | NAME                          | COUNTRY                    | EVENT           | PLACE           | MARK           | PRELIMINARIES               |                          |
|---|-------------------------------|----------------------------|-----------------|-----------------|----------------|-----------------------------|--------------------------|
| <b>Berlin 2009 (31)</b>   |                               |                            |                 |                 |                |                             |                          |
| Men   | Hussain Jamaan Al-Hamdah      | KSA                        | 5000m           | 12h2            | 13:44.59       |                             |                          |
|   | <b>Valeriy Borchin</b>        | <b>RUS</b>                 | <b>20KmW</b>    | <b>gold</b>     | <b>1:18:41</b> |                             |                          |
|   | Jamel Chatbi                  | MAR                        | 3000mSC         | dns/final       | -              | 2h3/8:20.26                 |                          |
|   | Leonardo dos Santos           | BRA                        | TJ              | 20qB            | 15.95          |                             |                          |
|   | Abderrahim Goumri             | MAR                        | Marathon        | dnf             |                |                             |                          |
|   | <b>Sergey Kiryapkin</b>       | <b>RUS</b>                 | <b>50KmW</b>    | <b>gold</b>     | <b>3:38:35</b> |                             |                          |
|   | Mikhail Lemayev               | RUS                        | Marathon        | 45              | 2:21:47        |                             |                          |
|   | Andrei Mikhnevich             | BLR                        | SP              | 7               | 20.74          | 1qB/20.65                   |                          |
|   | <b>Ildar Minshin</b>          | <b>RUS</b>                 | <b>3000mSC</b>  | <b>9h2</b>      | <b>8:33.89</b> |                             |                          |
|   | Kevin Rans                    | BEL                        | Pole Vault      | =12             | 5.50           | =5qB/5.55                   |                          |
|   | Women                         | <b>Elvan Abeylegesse</b>   | <b>TUR</b>      | <b>10,000m</b>  | <b>dnf</b>     |                             |                          |
|   |                               | Rakia Al-Gasara            | BRN             | 100m            | 7q3            | 11.51                       | 3h3/11.49                |
|   |                               | Al-Gasara                  |                 | 200m            | 5h3            | 23.34                       | 6s1/23.26                |
|   |                               | Mariem Alaoui Selsouli     | MAR             | 1500m           | dns/final      | -                           | 4h1/4:08.86, 2s2/4:10.46 |
|   |                               | Anna Alminova              | RUS             | 1500m           | 10s2           | 4:12.55                     | 1h3/4:08.13              |
|   |                               | Yelena Antonova            | UKR             | DT              | 17qA           | 54.28                       |                          |
|   |                               | Toyin Augustus             | NGR             | 100mH           | 6s2            | 13.11                       | 3h1/12.99                |
|   |                               | Augustus                   |                 | 4x100mR         | 6h2            | 46.54                       |                          |
|   |                               | Alemitu Bekele             | TUR             | 1500m           | 11h2           | 4:13.69                     |                          |
|   |                               | Bekele                     |                 | 5000m           | 13             | 15:18.18                    | 5h2/15:19.88             |
| <b>Yuliya Chermoshanskaya</b>   |                               | <b>RUS</b>                 | <b>4x100mR</b>  | <b>4</b>        | <b>43.00</b>   |                             |                          |
| By association with Chermoshanskaya¶  |                               |                            | <b>4x100mR</b>  | <b>3h3</b>      | <b>43.18</b>   |                             |                          |
| <b>Marta Domínguez</b>  |                               | <b>ESP</b>                 | <b>3000mSC</b>  | <b>gold</b>     | <b>9:07.32</b> | <b>4h3/9:34.78</b>          |                          |
| Yelizaveta Grechishnikova   |                               | RUS                        | 5000m           | 10h2            | 15:53.41       |                             |                          |
| <b>Olga Kaniskina</b>   |                               | <b>RUS</b>                 | <b>20KmW</b>    | <b>gold</b>     | <b>1:28:09</b> |                             |                          |
| <b>Anastasiya Kapachinskaya</b>   |                               | <b>RUS</b>                 | <b>400m</b>     | <b>7</b>        | <b>50.53</b>   | <b>2h4/51.17, 3s1/50.30</b> |                          |
| By association with Kapachinskaya§  |                               |                            | <b>4x400mR</b>  | <b>bronze</b>   | <b>3:21.64</b> |                             |                          |
|   |                               |                            | <b>4x400mR</b>  | <b>1h2</b>      | <b>3:23.80</b> |                             |                          |
| Svetlana Klyuka   |                               | RUS                        | 800m            | 5s2             | 2:00.48        | 4h6/2:03.40                 |                          |
| Iríni Kokkinariou   |                               | GRE                        | 3000mSC         | 8h1             | 9:35.61        |                             |                          |
| <b>Mariya Konovalova</b>  | <b>RUS</b>                    | <b>10,000m</b>             | <b>11</b>       | <b>31:26.94</b> |                |                             |                          |
| Zalina Marghieva/Petrivskaya  | MDA                           | HT                         | 14qB            | 66.70           |                |                             |                          |
| Amaka Ogoegbunam  | NGR                           | 400m                       | dnf/s1          | -               | 3h4/52.85      |                             |                          |
| Ogoegbunam  |                               | 400mH                      | dq/s2           | -               | 4h4/55.80      |                             |                          |
| Hanane Ouhaddou   | MAR                           | 3000mSC                    | 5h3             | 9:35.78         |                |                             |                          |
| <b>Vita Palamar</b>   | <b>UKR</b>                    | <b>HJ</b>                  | <b>=8qA</b>     | <b>1.89</b>     |                |                             |                          |
| Tatyana Petlyuk   | UKR                           | 800m                       | 6s2             | 2:00.90         | 3h1/2:02.87    |                             |                          |
| Petlyuk   |                               | 4x400mR                    | 7h2             | 3:30.76         |                |                             |                          |
| Nailya Yulamanova   | RUS                           | Marathon                   | 8               | 2:27:08         |                |                             |                          |
| Yulamanova  |                               | World Cup                  | 3rd             | 7:24:42         |                |                             |                          |
| ¶ Team disqualified under IAAF rule 41.1 because of the doping transgression of squad member Chermoshanskaya, who ran only in the final |                               |                            |                 |                 |                |                             |                          |
| § Team disqualified under IAAF rule 41.1 because of the doping transgression of squad member Kapachinskaya, who ran only in the final   |                               |                            |                 |                 |                |                             |                          |
| <b>Daegu 2011 (50)</b>  |                               |                            |                 |                 |                |                             |                          |
| Men   | <b>Denis Alekseyev</b>        | <b>RUS</b>                 | <b>4x400mR</b>  | <b>4</b>        | <b>3:00.22</b> | <b>2h2/3:00.81</b>          |                          |
|   | Hussain Jamaan Al-Hamdah      | KSA                        | 5000m           | 13              | 13:34.83       | 6h1/13:35.47                |                          |
|   | Ahmed Baday                   | MAR                        | Marathon        | 27              | 2:17:59        |                             |                          |
|   | <b>Sergey Bakulin</b>         | <b>RUS</b>                 | <b>50KmW</b>    | <b>gold</b>     | <b>3:41:24</b> |                             |                          |
|   | <b>Valeriy Borchin</b>        | <b>RUS</b>                 | <b>20KmW</b>    | <b>gold</b>     | <b>1:19:56</b> |                             |                          |
|   | <b>Abderrahime Bouramdane</b> | <b>MAR</b>                 | <b>Marathon</b> | <b>4</b>        | <b>2:10:55</b> |                             |                          |
|   | Abderrahim Goumri             | MAR                        | Marathon        | dnf             |                |                             |                          |
|   | <b>Sergey Kiryapkin</b>       | <b>RUS</b>                 | <b>50KmW</b>    | <b>dnf</b>      |                |                             |                          |
|   | Zoltán Kővágó                 | HUN                        | DT              | 7qB             | 62.16          |                             |                          |
|   | Lim Hee-Nam                   | KOR                        | 4x100mR         | 5h3             | 38.94          |                             |                          |
|   | <b>Vladimir Kanaykin</b>      | <b>RUS</b>                 | <b>20KmW</b>    | <b>silver</b>   | <b>1:20:27</b> |                             |                          |
|   | Hadi Md Nor Imran             | MAS                        | 100m            | 7q5             | 10.75          | 1h4/10.77                   |                          |
|   | Andrei Mikhnevich             | BLR                        | SP              | bronze          | 21.40          | 2qA/20.79                   |                          |
|   | Sergey Morozov                | RUS                        | 20KmW           | 12              | 1:22:37        |                             |                          |
|   | Mohamed Othman Shahween       | KSA                        | 1500m           | dnf/h1          |                |                             |                          |
|   | Stanislav Yemelyanov          | RUS                        | 20KmW           | 5               | 1:21:11        |                             |                          |
|   | Igor Yerokhin                 | RUS                        | 50KmW           | dq              |                |                             |                          |
|   | Women                         | Alemitu Bekele             | TUR             | 5000m           | 9h2            | 15:38.25                    |                          |
|   |                               | <b>Asli Çakır/Alptekin</b> | <b>TUR</b>      | <b>1500m</b>    | <b>10s2</b>    | <b>4:11.51</b>              | <b>7h3/4:08.05</b>       |
|   |                               | <b>Bahar Doğan</b>         | <b>TUR</b>      | <b>Marathon</b> | <b>36</b>      | <b>2:42:56</b>              |                          |
| Inna Eftimova   |                               | BUL                        | 100m            | 4h5             | 11.36          |                             |                          |
| <b>Tetyana Gamera</b>   |                               | <b>UKR</b>                 | <b>Marathon</b> | <b>15</b>       | <b>2:31:58</b> |                             |                          |
| Yelizaveta Grechishnikova   |                               | RUS                        | 5000m           | 14              | 15:45.61       | 7h2/15:35.64                |                          |
| Semoy Hackett   |                               | TRI                        | 100m            | 4s3             | 11.35          | 4h2/11.27                   |                          |
| Hackett   |                               | 4x100mR                    | 4               | 42.58           | 1h2/42.50      |                             |                          |

| YEAR                   | NAME                                 | COUNTRY        | EVENT          | PLACE          | MARK                     | PRELIMINARIES                   |
|------------------------|--------------------------------------|----------------|----------------|----------------|--------------------------|---------------------------------|
| (2011)                 | Norjannah Hafiszah Jamaludin         | MAS            | 100m           | 6q7            | 11.74                    | 1h5/12.06                       |
|                        | <b>Olga Kaniskina</b>                | <b>RUS</b>     | <b>20KmW</b>   | <b>gold</b>    | <b>1:29:42</b>           |                                 |
|                        | <b>Anastasiya Kapachinskaya</b>      | <b>RUS</b>     | <b>400m</b>    | <b>bronze</b>  | <b>50.24</b>             | <b>1h2/51.43, 2s3/50.41</b>     |
|                        |                                      |                | <b>4x400mR</b> | <b>bronze</b>  | <b>3:19.36</b>           |                                 |
|                        | By association with Kapachinskaya§   |                | <b>4x400mR</b> | <b>1h2</b>     | <b>3:20.94</b>           |                                 |
|                        | Natallia Kareiva                     | BLR            | 1500m          | 6h1            | 4:12.03                  |                                 |
|                        | Iríni Kokkinariou                    | GRE            | 3000mSC        | 11h3           | 10:15.18                 |                                 |
|                        | Yekaterina Kostetskaya               | RUS            | 800m           | 5              | 1:57.82                  | 2h3/1:59.61, 2s3/1:58.64        |
|                        | <b>Olga Kucherenko</b>               | <b>RUS</b>     | <b>LJ</b>      | <b>silver</b>  | <b>6.77</b>              | <b>3qA/6.67</b>                 |
|                        | Zalina Marghieva/Petrivskaya         | MDA            | HT             | 8              | 70.27                    | 5qA/70.09                       |
|                        | <b>Yekaterina Martynova/Sharmina</b> | <b>RUS</b>     | <b>1500m</b>   | <b>9s2</b>     | <b>4:08.67</b>           | <b>5h3/4:07.76</b>              |
|                        | Tatyana Mineyeva                     | RUS            | 20KmW          | 17             | 1:34:08                  |                                 |
|                        | Sara Moreira                         | POR            | 3000mSC        | 12             | 9:47.87                  | 3h2/9:36.97                     |
|                        | <b>Semiha Mutlu</b>                  | <b>TUR</b>     | <b>20KmW</b>   | <b>dnf</b>     |                          |                                 |
|                        | <b>Anna Omorova</b>                  | <b>RUS</b>     | <b>SP</b>      | <b>10</b>      | <b>18.67</b>             | <b>4qB/19.03</b>                |
|                        | Hanane Ouhaddou                      | MAR            | 3000mSC        | 8              | 9:32.36                  | 4h1/9:25.96                     |
|                        | Tatyana Petlyuk                      | UKR            | 800m           | dnf/h3         |                          |                                 |
|                        | Marielys Rojas                       | VEN            | HJ             | 12qA           | 1.85                     |                                 |
|                        | Yuliya Rusanova/Stepanova            | RUS            | 800m           | 8              | 1:59.74                  | 5h1/2:01.38, 1s1/1:58.73        |
|                        | Pınar Saka                           | TUR            | 400m           | 6h1            | 53.59                    |                                 |
|                        | Saka                                 |                | 4x400mR        | 5h3            | 3:32.15                  |                                 |
|                        | <b>Mariya Savinova</b>               | <b>RUS</b>     | <b>800m</b>    | <b>gold</b>    | <b>1:55.87</b>           | <b>1h4/2:01.01, 1s2/1:58.45</b> |
|                        | Anzhelika Shevchenko                 | UKR            | 1500m          | 9h1            | 4:16.22                  |                                 |
| Olesya Syreva          | RUS                                  | 1500m          | 9s1            | 4:09.83        | 7h2/4:11.24              |                                 |
| Nataliya Tobias        | UKR                                  | 1500m          | 9              | 4:08.68        | 3s2/4:07.99, 6h2/4:10.99 |                                 |
| Binnaz Uslu            | TUR                                  | 3000mSC        | 7              | 9:31.06        | 1h1/9:24.06              |                                 |
| Antonina Yefremova     | UKR                                  | 400m           | 4s2            | 50.88          | 1h2/51.35                |                                 |
| Yefremova              |                                      | 4x400mR        | 5              | 3:23.86        | 2h1/3:24.13              |                                 |
| Lyudmyla Yosypenko     | UKR                                  | Heptathlon     | 10             | 6263           |                          |                                 |
| <b>Yuliya Zaripova</b> | <b>RUS</b>                           | <b>3000mSC</b> | <b>gold</b>    | <b>9:07.03</b> | <b>2h2/9:26.64</b>       |                                 |

§ Team disqualified under IAAF rule 41.1 because of the doping transgression of squad member Kapachinskaya, who ran only in the final

#### Moscow 2013 (21)

|                                      |                          |                                  |                 |                 |                                 |                |                             |
|--------------------------------------|--------------------------|----------------------------------|-----------------|-----------------|---------------------------------|----------------|-----------------------------|
| Men                                  | Roman Avramenko          | UKR                              | JT              | 5               | 82.05                           | 4qB/80.37      |                             |
|                                      | Massoud Azizi            | AFG                              | 100m            | 8h4             | 11.78                           |                |                             |
|                                      | <b>Hafid Chani</b>       | <b>MAR</b>                       | <b>Marathon</b> | <b>dnf</b>      |                                 |                |                             |
|                                      | <b>Othmane El Goumri</b> | <b>MAR</b>                       | <b>5000m</b>    | <b>7h2</b>      | <b>13:31.08</b>                 |                |                             |
|                                      | <b>Pavel Kryvitski</b>   | <b>BLR</b>                       | <b>HT</b>       | <b>9qB</b>      | <b>74.45</b>                    |                |                             |
|                                      | Ebrahim Rahimian         | IRI                              | 20KmW           | 52              | 1:35:46                         |                |                             |
|                                      | Joshua Ross              | AUS                              | 200m            | 7h2             | 21.45                           |                |                             |
|                                      | Ross                     |                                  | 4x100mR         | dnf/h3          | -                               |                |                             |
|                                      | Jeremias Saloj           | GUA                              | Marathon        | 33              | 2:20:40                         |                |                             |
|                                      | Sergio Sánchez           | ESP                              | 5000m           | 14h1            | 13:52.05                        |                |                             |
|                                      | <b>Soslan Tsirikhov</b>  | <b>RUS</b>                       | <b>SP</b>       | <b>13qB</b>     | <b>18.53</b>                    |                |                             |
|                                      | Women                    | <b>Anna Bulgakova</b>            | <b>RUS</b>      | <b>HT</b>       | <b>5</b>                        | <b>74.62</b>   | <b>2qA/74.83</b>            |
|                                      |                          | Yelizaveta Bryzgina              | UKR             | 200m            | 5s1                             | 22.87          | 2h4/22.84                   |
|                                      |                          | Bryzgina                         |                 | 4x100mR         | 3h2                             | 43.12          |                             |
|                                      |                          | <b>Vera Ganeyeva</b>             | <b>RUS</b>      | <b>DT</b>       | <b>7qA</b>                      | <b>58.37</b>   |                             |
|                                      |                          | <b>Ümmü Kiraz</b>                | <b>TUR</b>      | <b>Marathon</b> | <b>dnf</b>                      |                |                             |
|                                      |                          | <b>Yevgeniya Kolodko</b>         | <b>RUS</b>      | <b>SP</b>       | <b>5</b>                        | <b>19.81</b>   | <b>2qA/19.55</b>            |
|                                      |                          | Ayman Kozhakhmetova              | KAZ             | 20KmW           | 27                              | 1:33:00        |                             |
|                                      |                          | <b>Antonina Krivoshapka</b>      | <b>RUS</b>      | <b>400m</b>     | <b>bronze</b>                   | <b>49.78</b>   | <b>1h1/51.27, 2s3/49.99</b> |
|                                      |                          | <b>Krivoshapka</b>               |                 | <b>4x400m</b>   | <b>gold</b>                     | <b>3:20.19</b> |                             |
|                                      |                          | By association with Krivoshapka¶ |                 | <b>4x400m</b>   | <b>1h1</b>                      | <b>3:23.51</b> |                             |
|                                      |                          | <b>Olga Kucherenko</b>           | <b>RUS</b>      | <b>LJ</b>       | <b>5</b>                        | <b>6.81</b>    | <b>=6qA/6.59</b>            |
|                                      | Yelena Ryabova           | TKM                              | 200m            | 6h3             | 24.61                           |                |                             |
| <b>Mariya Savinova</b>               | <b>RUS</b>               | <b>800m</b>                      | <b>silver</b>   | <b>1:57.80</b>  | <b>3h1/1:59.44, 2s2/2:00.73</b> |                |                             |
| <b>Yekaterina Martynova/Sharmina</b> | <b>RUS</b>               | <b>1500m</b>                     | <b>6</b>        | <b>4:05.49</b>  | <b>3h2/4:07.17, 4s2/4:06.49</b> |                |                             |

¶ Team disqualified under IAAF rule 41.1 because of the doping transgression of squad member Krivoshapka, who ran only in the final

#### Beijing 2015 (7)

|       |                          |            |                 |               |                 |                    |
|-------|--------------------------|------------|-----------------|---------------|-----------------|--------------------|
| Men   | <b>Adil Annani</b>       | <b>MAR</b> | <b>Marathon</b> | <b>dnf</b>    |                 |                    |
|       | <b>Yassine Bensghir</b>  | <b>MAR</b> | <b>1500m</b>    | <b>9s1</b>    | <b>3:44.95</b>  | <b>5h1/3:43.22</b> |
|       | <b>Othmane El Goumri</b> | <b>MAR</b> | <b>5000m</b>    | <b>13h1</b>   | <b>13:58.06</b> |                    |
| Women | <b>Tosin Adelaye</b>     | <b>NGR</b> | <b>400m</b>     | <b>5h1</b>    | <b>52.42</b>    |                    |
|       | <b>Adelaye</b>           |            | <b>4x400mR</b>  | <b>4</b>      | <b>3:25.11</b>  | <b>1h1/3:23.27</b> |
|       | <b>Francisca Koki</b>    | <b>KEN</b> | <b>400mH</b>    | <b>6h2</b>    | <b>58.96</b>    |                    |
|       | <b>Deborah Odeyemi</b>   | <b>NGR</b> | <b>4x100mR</b>  | <b>8h1</b>    | <b>43.89</b>    |                    |
|       | <b>Joyce Zakari</b>      | <b>KEN</b> | <b>400m</b>     | <b>dns/s1</b> |                 | <b>2h3/50.71</b>   |



| YEAR | NAME | COUNTRY | EVENT | PLACE | NEW MEDAL ORDER (Upgrades in bold) |  |  |
|------|------|---------|-------|-------|------------------------------------|--|--|
|------|------|---------|-------|-------|------------------------------------|--|--|

**REALLOCATED MEDALS** as at June 30, 2017**1987 (2 stripped medals)**

|       |               |     |       |        | <u>Gold</u>      | <u>Silver</u>      | <u>Bronze</u>       |
|-------|---------------|-----|-------|--------|------------------|--------------------|---------------------|
| Men   | Ben Johnson   | CAN | 100m  | gold   | <b>Lewis USA</b> | <b>Stewart JAM</b> | <b>Christie GBR</b> |
| Women | Sandra Gasser | SUI | 1500m | bronze | Samolenko URS    | Körner GDR         | <b>Melinte ROU</b>  |

**1991 (1)**

|     |                |     |    |        |             |                   |                     |
|-----|----------------|-----|----|--------|-------------|-------------------|---------------------|
| Men | Georg Andersen | NOR | SP | silver | Günthör SUI | <b>Nilsen NOR</b> | <b>Klimenko URS</b> |
|-----|----------------|-----|----|--------|-------------|-------------------|---------------------|

**1993 (2)**

|     |                  |     |    |        |             |              |                   |
|-----|------------------|-----|----|--------|-------------|--------------|-------------------|
| Men | Dmitriy Polyunin | UZB | JT | bronze | Železný CZE | Kinnunen FIN | <b>Hill GBR</b>   |
|     | Mike Stulce      | USA | SP | bronze | Günthör SUI | Barnes USA   | <b>Bagach UKR</b> |

**1997 (3)**

|       |                   |     |          |        |                               |                          |                        |
|-------|-------------------|-----|----------|--------|-------------------------------|--------------------------|------------------------|
| Men   | Aleksandr Bagach  | UKR | SP       | gold   | <b>Godina USA</b>             | <b>Buder GER</b>         | <b>Hunter USA</b>      |
|       | Antonio Pettigrew | USA | 4x400mR  | gold   | <b>Great Britain &amp; NI</b> | <b>Jamaica</b>           | <b>Poland</b>          |
| Women | Olimpiada Ivanova | RUS | 10,000mW | silver | Sidoti ITA                    | <b>Kardopoltseva BLR</b> | <b>Tsybulskaya BLR</b> |

**1999 (3)**

|     |                   |     |         |        |                      |                      |                     |
|-----|-------------------|-----|---------|--------|----------------------|----------------------|---------------------|
| Men | Innocent Asonze   | NGR | 4x100mR | bronze | United States        | Great Britain & NI   | <b>Brazil</b>       |
|     | Antonio Pettigrew | USA | 4x400mR | gold   | <b>Poland</b>        | <b>Jamaica</b>       | <b>South Africa</b> |
|     | German Skurygin   | RUS | 50KmW   | gold   | <b>Brugnetti ITA</b> | <b>Matyukhin RUS</b> | <b>Clausen USA</b>  |

**2001 (9)**

|       |                     |     |         |        |                     |                              |                        |
|-------|---------------------|-----|---------|--------|---------------------|------------------------------|------------------------|
| Men   | Tim Montgomery      | USA | 100m    | silver | Greene USA          | <b>Williams USA</b>          | <b>Boldon TTO</b>      |
|       | Montgomery          | USA | 4x100mR | gold   | <b>South Africa</b> | <b>Trinidad &amp; Tobago</b> | <b>Australia</b>       |
|       | Antonio Pettigrew   | USA | 4x400mR | gold   | <b>Bahamas</b>      | <b>Jamaica</b>               | <b>Poland</b>          |
|       | Ali Saïdi-Sief      | ALG | 5000m   | silver | Limo KEN            | <b>Wolde ETH</b>             | <b>Kibowen KEN</b>     |
| Women | Marion Jones        | USA | 100m    | silver | Pintusevich UKR     | <b>Thánou GRE</b>            | <b>Sturup BAH</b>      |
|       | Jones               | USA | 200m    | gold   | <b>Ferguson BAH</b> | <b>Jenkins USA</b>           | <b>Mothersille CAY</b> |
|       | Jones & Kelli White | USA | 4x100mR | gold   | <b>Germany</b>      | <b>France</b>                | <b>Jamaica</b>         |
|       | Natalya Sadova      | RUS | DT      | gold   | <b>Zvereva BLR</b>  | <b>Grasu ROU</b>             | <b>Kelesidou GRE</b>   |
|       | White               | USA | 200m    | bronze | As above            |                              |                        |

**2003 (6)**

|       |                                |     |         |        |                          |                    |                      |
|-------|--------------------------------|-----|---------|--------|--------------------------|--------------------|----------------------|
| Men   | Dwain Chambers                 | GBR | 4x100mR | silver | United States            | <b>Brazil</b>      | <b>Netherlands</b>   |
|       | Calvin Harrison & Jerome Young | USA | 4x400mR | gold   | <b>France</b>            | <b>Jamaica</b>     | <b>Bahamas</b>       |
|       | Young                          | USA | 400     | gold   | <b>Washington USA</b>    | <b>Raquil FRA</b>  | <b>Blackwood JAM</b> |
| Women | Zhanna Block                   | UKR | 100m    | bronze | <b>Edwards USA</b>       | <b>Sturup BAH</b>  | <b>Thánou GRE</b>    |
|       | Kelli White                    | USA | 100m    | gold   | As above                 |                    |                      |
|       | White                          | USA | 200m    | gold   | <b>Kapachinskaya RUS</b> | <b>Edwards USA</b> | <b>Hurtis FRA</b>    |

**2005 (4)**

|       |                    |     |    |        |                         |                       |                      |
|-------|--------------------|-----|----|--------|-------------------------|-----------------------|----------------------|
| Men   | Ivan Tikhon        | BLR | HT | gold   | <b>Devyatovskiy BLR</b> | <b>Ziółkowski POL</b> | <b>Esser GER</b>     |
| Women | Tatyana Kotova     | RUS | LJ | silver | Madison USA             | <b>Barber FRA</b>     | <b>Savigne CUB</b>   |
|       | Olga Kuzenkova     | RUS | HT | gold   | <b>Moreno CUB</b>       | <b>Lysenko RUS</b>    | <b>Montebrun FRA</b> |
|       | Nadezhda Ostapchuk | BLR | SP | gold   | <b>Ryabinkina RUS</b>   | <b>Vili NZL</b>       | <b>Kleinert GER</b>  |

**2007 (5)**


|       |                      |     |        |        |              |                        |                      |
|-------|----------------------|-----|--------|--------|--------------|------------------------|----------------------|
| Men   | Andrei Mikhnevich    | BLR | SP     | bronze | Hoffa USA    | Nelson USA             | <b>Smith NED</b>     |
| Women | Elvan Abeylegesse    | TUR | 10,000 | silver | T Dibaba ETH | <b>Goucher USA</b>     | <b>Pavey GBR</b>     |
|       | Hrisopiýí Devetzí    | GRE | TJ     | bronze | Savigne CUB  | Lebedeva RUS           | <b>Pyatykh RUS</b>   |
|       | Darya Pishchalnikova | RUS | DT     | silver | Dietzsch GER | <b>Barrios CUB</b>     | <b>Grasu ROU</b>     |
|       | Yelena Soboleva      | RUS | 1500m  | silver | Jamal BRN    | <b>Lishchynska UKR</b> | <b>Yordanova BUL</b> |

**2009 (5)**

|       |                          |            |                         |        |                               |                    |                               |
|-------|--------------------------|------------|-------------------------|--------|-------------------------------|--------------------|-------------------------------|
| Men   | Valeriy Borchin          | RUS        | 20KmW                   | gold   | <b>Wang CHN</b>               | <b>Sánchez MEX</b> | <b>Rubino ITA</b>             |
|       | Sergey Kiryapkin         | RUS        | 50KmW                   | gold   | <b>Nymark NOR</b>             | <b>García ESP</b>  | <b>Sudoł POL</b>              |
| Women | Marta Domínguez          | ESP        | 3000mSC                 | gold   | <b>Zarudneva/Zaripova RUS</b> | <b>Chemos KEN</b>  | <b>Galkina RUS</b>            |
|       | Olga Kaniskina           | RUS        | 20KmW                   | gold   | <b>Loughane IRL</b>           | <b>Liu CHN</b>     | <b>Kiryapkina RUS</b>         |
|       | Anastasiya Kapachinskaya | RUS        | 4x400mR                 | bronze | United States                 | Jamaica            | <b>Great Britain &amp; NI</b> |
|       | <i>Nailya Yulamanova</i> | <i>RUS</i> | <i>Marathon WCP 3rd</i> |        | <i>PR of China</i>            | <i>Japan</i>       | <i>Ethiopia</i>               |

| YEAR               | NAME                     | COUNTRY | EVENT   | PLACE  | NEW MEDAL ORDER (Upgrades in bold) |
|--------------------|--------------------------|---------|---------|--------|------------------------------------|
| <b>2011 (10)</b>   |                          |         |         |        |                                    |
| Men                | Sergey Bakulin           | RUS     | 50KmW   | gold   | <b>Nizhegorodov RUS</b>            |
|                    | Valeriy Borchin          | RUS     | 20KmW   | gold   | <b>López COL</b>                   |
|                    | Vladimir Kanaykin        | RUS     | 20KmW   | silver | As above                           |
|                    | Andrei Mikhnevich        | BLR     | SP      | bronze | Storl GER                          |
| Women              | Anastasiya Kapachinskaya | RUS     | 400m    | bronze | Montsho BOT                        |
|                    | Kapachinskaya            | RUS     | 4x400mR | bronze | United States                      |
|                    | Olga Kaniskina           | RUS     | 20KmW   | gold   | <b>Liu CHN</b>                     |
|                    | Olga Kucherenko          | RUS     | LJ      | silver | Reese USA                          |
|                    | Mariya Savinova          | RUS     | 800m    | gold   | Semenya RSA                        |
|                    | Yuliya Zaripova          | RUS     | 3000mSC | gold   | <b>Ghribi TUN</b>                  |
|                    |                          |         |         |        | <b>Chemos KEN</b>                  |
| <b>2013 (3)</b>    |                          |         |         |        |                                    |
| Women              | Antonina Krivoshapka     | RUS     | 400m    | bronze | Ohuruogu GBR                       |
|                    | Krivoshapka              | RUS     | 4x400mR | gold   | <b>United States</b>               |
|                    | Mariya Savinova          | RUS     | 800m    | silver | Sum KEN                            |
| <b>2015 (none)</b> |                          |         |         |        |                                    |





# RESULTS FROM PAST MAJOR CHAMPIONSHIPS

## IAAF WORLD CHAMPIONSHIPS

|                                     |                 |
|-------------------------------------|-----------------|
| 50 Kilometres Walk, Malmö, SWE      | 18 Sep 76       |
| Women's 3000m & 400mH, Sittard, NED | 14-16 Aug 80    |
| 1, Helsinki, FIN                    | 7-14 Aug 83     |
| 2, Rome (Roma), ITA                 | 28 Aug-6 Sep 87 |
| 3, Tokyo, JPN                       | 23 Aug-1 Sep 91 |
| 4, Stuttgart, GER                   | 13-22 Aug 93    |
| 5, Gothenburg (Göteborg), SWE       | 4-13 Aug 95     |
| 6, Athens (Athína), GRE             | 1-10 Aug 97     |
| 7, Seville (Sevilla), ESP           | 20-29 Aug 99    |
| 8, Edmonton, CAN                    | 3-12 Aug 01     |
| 9, Paris (St. Denis), FRA           | 23-31 Aug 03    |
| 10, Helsinki, FIN                   | 7-14 Aug 05     |
| 11, Osaka, JPN                      | 25 Aug-2 Sep 07 |
| 12, Berlin, GER                     | 15-23 Aug 09    |
| 13, Daegu, KOR                      | 27 Aug-4 Sep 11 |
| 14, Moscow (Moskva), RUS            | 10-18 Aug 13    |
| 15, Beijing, CHN                    | 22-30 Aug 15    |
| 16, London, GBR                     | 5-13 Aug 17     |
| 17, Doha (ad-Dawḥa), QAT            | 28 Sep-6 Oct 19 |
| 18, Eugene, USA                     | 2021            |

For each event, the following data are given:

**Full results and brief report from each IAAF World Championship event:**  
Field event series are included for the top eight finalists, as are lane draws for 200m & 400m races

### Multiple Medallists:

Athletes having won two or more medals in the event

### Most Finals:

Athletes having contested most finals (or placed among the top eight in direct finals)

### Most Appearances:

Athletes making most appearances (and six or more) in the event at the championships

### National placings:

A table of placings by country in the first eight of each final. Point scores are computed by giving eight points for first place, seven for second etc, down to one for eighth

### Disqualifications:

Rule numbers (r) were first revealed the 1993 World Championships. These have in some cases been renumbered to correspond with rules in the latest book of IAAF Competition Rules (2016/2017):

|        |  |
|--------|--|
| 40.1   | Doping violation during or in connection with the championships  |
| 40.9   | Prior doping violation leading to suspension during the period of the championships (formerly 40.8)                              |
| 41.1   | Doping violation by one or more relay team members   |
| 142.4c | Failure to participate honestly with bona fide effort  |
| 162.7  | False start  |
| 163.2  | Jostling or obstruction on the track   |
| 163.3  | Running out of lane (specifically 163.3a when run in lanes or 163.3b when inside kerb or border)                                 |
| 163.5  | Running out of lane (before 800m breakline)  |
| 168.7  | Illegal hurdle clearance (168.7a where specified) or deliberately knocking down hurdle (168.7b)                                  |
| 170.6  | Finishing the race without the baton   |
| 170.7  | Baton not passed within take-over zone   |
| 170.11 | Unverified team composition or running order   |
| 170.19 | Outgoing runner in 4x400m relay begins running outside take-over zone  |
| 170.20 | Illegal change of waiting place by athletes on third or fourth legs (of 4x400m relay)  |
| 230.6a | Failure to comply with definition of race walking according to three different judges  |
| 240.8e | Illegal action by person authorised to hand refreshment to athlete   |
| 240.8f | More than two team officials stationed behind drinks table and/or running beside an athlete while taking on refreshment or water |

### Doping Offences:

The symbol "X" is shown for those events where an original finalist or top eight finisher was disqualified for a doping offence. In these cases, where relevant, the rightful finalists are also highlighted. They are those athletes or teams who would have been kept out of finals by doping offenders.

The editor's interpretation of the IAAF doping rules in force is that up to the end of 2005, only marks made on or after the date of the positive sample are disqualified. From 2006, all performances by guilty athletes at a championships (before or after the day of the positive test) are declared invalid. Therefore performances made on days before a positive sample was given in the years up to 2005 have been reinstated in this compilation.

## MEN

### 100 Metres

### Helsinki 1983

#### Final (Aug 8) (-0.3)

|    |                |     | Reactions |       |
|----|----------------|-----|-----------|-------|
| 1, | Carl Lewis     | USA | 10.07     | 0.134 |
| 2, | Calvin Smith   | USA | 10.21     | 0.130 |
| 3, | Emmit King     | USA | 10.24     | 0.131 |
| 4, | Allan Wells    | GBR | 10.27     | 0.125 |
| 5, | Juan Núñez     | DOM | 10.29     |       |
| 6, | Christian Haas | FRG | 10.32     |       |
| 7, | Paul Narracott | AUS | 10.33     |       |
| 8, | Desai Williams | CAN | 10.36     |       |

Smith had just lowered the 25 year-old world record of Jim Hines from 9.95 to 9.93 in the rarified air of Colorado Springs, but the number one American was his compatriot Lewis. The 22 year-old had recently clocked the fastest-ever sea level sprint marks of 9.97 and 19.75 and won US titles in both sprints and the long jump. His class showed from the first round in Helsinki when he won his heat from lane 1 in 10.34, yet took time to turn and look at the other runners five times during the race. The final heat of the second round featured a false start which was triggered by Ben Johnson's watch alarm.

There was another quirky moment at the start of the final when a bee disturbed Lewis, causing him to stand up and walk from the blocks. At the third time of asking, it was the number three American, King, who got the best start. He was in lane 2 with Lewis next to him in lane 3 and Smith in lane 8. King was still leading at 60m (6.52) with Lewis (6.55) closing, and Olympic Champion Wells (6.61) holding third place. Then Lewis completed his last 20m in 1.79 to King's 1.95, meaning he suddenly moved away for a clearcut victory. Smith was the next fastest finisher (1.82) as the United States swept the medals.

#### First round (First 3 & 5 fastest to second round) (Aug 7)

**Heat 1: (-1.0)** 1, Watson 10.64; 2, Atanasov 10.66; 3, Benjamin 10.76; 4, Mohamed Yudi Purnomo INA 10.76; 5, Thurston Ross TTO 11.08; 6, Peni Bati FIJ 11.11; Sukru Caprazli TUR DNS

**Heat 2: (1.8)** 1, Núñez 10.38; 2, Egbunike 10.44; 3, Johnson 10.45; 4, Samuels 10.57; 5, Omar Fye GAM 10.76; 6, Hwang Chian-Shin TPE 10.82; 7, John Albertie LCA 10.90; 8, Joske Teabuge NRU 12.20

**Heat 3: (1.2)** 1, Lewis 10.34; 2, Sharp 10.44; 3, Lara 10.47; 4, Earl Haley GUY 10.77; 5, Earle Laing JAM 10.91; 6, Pit Rapuan MAS 11.03; 7, Vicente Hibraim MOZ 11.20

**Heat 4: (-0.2)** 1, Williams 10.31; 2, Narracott 10.38; 3, Emmelmann 10.40; 4, Jouko Hassi FIN 10.58; 5, Gregory Simons BER 10.78; 6, Moussa Savadogo MLI 10.88; 7, Alan Zammit MLT 11.25; 8, José Flores HON 11.31

**Heat 5: (0.7)** 1, Smith 10.30; 2, Kiss 10.45; 3, Woronin 10.50; 4, da Silva 10.51; 5, Joseph Leota SAM 10.92; 6, Georges Taniel VAN 11.02; 7, Nguyen Trunghoa VIE 11.16

**Heat 6: (-0.5)** 1, Pavoni 10.33; 2, King 10.41; 3, Schröder 10.41; 4, Keating 10.57; 5, Kosmas Stratos GRE 10.65; 6, Christopher Madzokere ZIM 10.84; 7, Ruben Inacio ANG 10.92

**Heat 7: (1.8)** 1, Wells 10.37; 2, Haas 10.39; 3, Imoh 10.55; 4, Nikolay Sidorov URS 10.59; 5, Wilfredo Almonte DOM 10.72; 6, Giorgio Mautiño PER 10.85; 7, Banana Jarjue GAM 11.04; 8, Trevor Davis AIA 11.53

**Heat 8: (2.3)** 1, Stewart 10.22w; 2, Brathwaite 10.33; 3, Obeng 10.35; 4, Tatar 10.45; 5, Harouna Pale BUR 10.58; 6, Neville Hodge ISV 10.59; 7, Adnan Abu Laoui JOR 11.17

**Heat 9: (1.3)** 1, Peñalver 10.24; 2, Sharpe 10.31; 3, Bryzgin 10.33; 4, Richard 10.34; 5, Suchart Chairuvaparb THA 10.63; 6, Jean-Yves Mallat LBN 11.04; 7, Mohamad Ismail Bakaki AFG 12.33; Lee Kuo-Sheng TPE DNS



**Second round (First 4 to semi-finals) (Aug 7)**

**Heat 1: (1.1)** 1, Smith 10.27; 2, Sharpe 10.36; 3, Narracott 10.37; 4, Schröder 10.45; 5, Ernest Obeng GHA 10.51; 6, Innocent Egbunike NGR 10.52; 7, Luke Watson GBR 10.57; 8, Everard Samuels JAM 10.65

**Heat 2: (0.8)** 1, Lewis 10.20; 2, Stewart 10.37; 3, Sharp 10.41; 4, Emmelmann 10.46; 5, Christopher Brathwaite TTO 10.57; 6, Robson da Silva BRA 10.66; 7, Marian Woronin POL 10.72; 8, Lester Benjamin ANT 10.86

**Heat 3: (-1.1)** 1, Williams 10.31; 2, Wells 10.37; 3, Núñez 10.39; 4, Lara 10.44; 5, Chidi Imoh NGR 10.45; 6, Viktor Bryzgin URS 10.55; 7, Gerrard Keating AUS 10.59; 8, István Tatar HUN 10.65

**Heat 4: (-1.2)** 1, King 10.30; 2, Haas 10.36; 3, Peñalver 10.38; 4, Johnson 10.40; 5, Pierfrancesco Pavoni ITA 10.44; 6, Antoine Richard FRA 10.44; 7, Ferenc Kiss HUN 10.53; 8, Valentin Atanasov BUL 10.63

**Semi-finals (First 4 to final) (Aug 8)**

**Heat 1: (-0.8)** 1, Smith 10.22; 2, Wells 10.35; 3, Núñez 10.36; 4, King 10.36; 5, Frank Emmelmann GDR 10.40; 6, Ben Johnson CAN 10.44; 7, Tony Sharpe CAN 10.44; 8, Leandro Peñalver CUB 10.47

**Heat 2: (-1.0)** 1, Lewis 10.28; 2, Narracott 10.38; 3, Williams 10.39; 4, Haas 10.39; 5, Ray Stewart JAM 10.40; 6, Cameron Sharp GBR 10.43; 7, Osvaldo Lara CUB 10.46; 8, Thomas Schröder GDR 10.52

**X Rome 1987****Final (Aug 30) (1.0)**

|    |                      |     |           |       |
|----|----------------------|-----|-----------|-------|
| 1, | Carl Lewis           | USA | 9.93      | 0.196 |
| 2, | Ray Stewart          | JAM | 10.08     | 0.235 |
| 3, | Linford Christie     | GBR | 10.14     | 0.135 |
| 4, | Attila Kovács        | HUN | 10.20     | 0.201 |
| 5, | Viktor Bryzgin       | URS | 10.25     | 0.139 |
| 6, | Lee McRae            | USA | 10.34     | 0.225 |
| 7, | Pierfrancesco Pavoni | ITA | 16.23     | 0.163 |
|    | Ben Johnson          | CAN | DQ (9.83) | 0.109 |

**Rightful finalist:** Andreas Berger AUT

Carl Lewis, now the Olympic Champion, had been regarded as the world's number one between 1981 and 1985. Ben Johnson took over in 1986, beating Lewis 3-0. The Canadian had already won the world indoor title in 1987 and clocked 9.95 at sea level. Rome was to see the first meeting of the year of the world's two most exciting athletes.

Lewis wasted no time in confirming his form by registering the fastest-ever first round clocking, 10.05. He was even quicker in the semis. Johnson also won his semi. His time was slower but his start and pickup were impressive.

Johnson and Lewis were drawn in lanes 4 and 5 in the final. A paralytically fast start by the Canadian gave him an instant metre's lead over Lewis, and he increased this by half as much again at halfway. None of the other finalists was near.

It soon became clear that even Lewis's renowned finish would make little impression on the Canadian, who stopped the stadium clock at a stunning 9.84. This was corrected to 9.83, a full one tenth quicker than the previous world record which Lewis equalled. Detailed analysis of the race showed that Johnson's start made the difference. His reaction time (originally reported as 0.129 but actually 0.109) was 0.085 quicker than that of Lewis, and he reached halfway in 5.53 (Lewis 5.64). The American made up just 0.01 in the second 50m.

"I did not do what I had to do out of the blocks," said Lewis immediately after the race. "Ben is a great runner. He set a world record and ran a great race. He deserved to win today."

Others were less generous with their comments. Johnson's feat provoked rumours of drug-taking for the remainder of the World Championships. Regretably, all these were confirmed, on admission by the Canadian in 1989. One year earlier, he had been disqualified for failing a doping control test at the Seoul Olympic Games. The IAAF Council acted to annul Johnson's world record and strip him of his Rome gold, which went to Lewis, who thus retained his title. Lewis's time therefore effectively equalled the world record of the time but was never ratified as such by the IAAF.

**First round (First 4 & 4 fastest to second round) (Aug 29)**

**Heat 1: (1.8)** 1, Stewart 10.23; 2, Desruelles 10.39; 3, McFarlane 10.39; 4, Cheng 10.41; 5, Mark Witherspoon USA 10.65; 6, Leandro Peñalver CUB 10.65; 7, Earl Hazel SKN 10.96; 8, Robert Loua GUI 11.09

**Heat 2: (1.3)** 1, Morinière 10.29; 2, Yevgenyev 10.33; 3, Simón 10.34; 4, McRae 10.34; 5, Haas 10.39; 6, Issa Allassane BEN 10.68; 7, Hanna Ziad LBN 11.04; 8, Mohd Eid Ismail Amawi PLE 11.56

**Heat 3: (0.4)** 1, da Silva 10.42; 2, de Kom 10.49; 3, Muravyov 10.53; 4, Pale 10.68; 5, Théophile Nkounkou CGO 10.89; Youssouf Ali COM, Greg Barnes ISV & Allan Wells GBR DNS

**Heat 4: (1.6)** 1, Pavoni 10.24; 2, Bryzgin 10.25; 3, Christie 10.29; 4, Fuwa 10.43; 5, Li Tao CHN 10.52; 6, Julien Thode AHO 10.69; 7, Oscar Fernández PER 11.04; 8, Alan Zammit MLT 11.32

**Heat 5: (0.6)** 1, Smith 10.39; 2, Arques 10.41; 3, Seck 10.43; 4, Nwankwo 10.43; 5, Selmi 10.48; 6, Rodney Cox TKS 11.18; 7, Gilbert Bessi MON 11.77; Johnson DQ (10.24)

**Heat 6: (1.5)** 1, Lewis 10.05; 2, Kovács 10.26; 3, Atanasov 10.39; 4, Chacón 10.43; 5, Dirk Schweisfurth FRG 10.50; 6, Arnaldo Abrantes POR 10.64; 7, Rick Hiram NRU 11.37; Trevor Davis AIA DNS

**Heat 7: (2.5)** 1, Imoh 10.22w; 2, Berger 10.22; 3, Williams 10.30; 4, Akogyiram 10.37; 5, Bonfim 10.41; 6, Jerry Jeremiah VAN 10.81; 7, I Mohamed-Waheed MDV 11.48; Takale Tuna PNG DNS

**Second round (First 3 & 4 fastest to semi-finals) (Aug 29)**

**Heat 1: (-2.9)** 1, Lewis 10.38; 2, Christie 10.40; 3, Kovács 10.52; 4, Robson da Silva BRA 10.53; 5, Christian Haas FRG 10.65; 6, Ronald Desruelles BEL 10.69; 7, Ricardo Chacon CUB 10.70; 8, Vladimir Muravyov URS 10.80

**Heat 2: (-1.5)** 1, Bryzgin 10.29; 2, Berger 10.35; 3, McFarlane 10.35; 4, Max Morinière FRA 10.39; 5, Charles Seck SEN 10.43; 6, Desai Williams CAN 10.43; 7, Cheng Hsin Fu TPE 10.53; 8, Harouna Pale BUR 10.67

**Heat 3: (-0.1)** 1, Imoh 10.20; 2, McRae 10.21; 3, Pavoni 10.28; 4, Akogyiram 10.31; 5, Atanasov 10.37; 6, Hiroki Fuwa JAP 10.38; 7, Ahmed de Kom NED 10.45; 8, Joilto Bonfim BRA 10.46

**Heat 4: (-0.4)** 1, Stewart 10.14; 2, Simón 10.23; 3, Yevgenyev 10.37; 4, Smith 10.37; 5, Javier Arques ESP 10.46; 6, Mustapha Selmi ALG 10.48; 7, Patrick Nwankwo NGR 10.49; Johnson DQ (10.14)

**Semi-finals (First 4 to final) (Aug 30)**

**Heat 1: (-0.3)** 1, Christie 10.25; 2, Pavoni 10.33; 3, McRae 10.37; 4, Andreas Berger AUT 10.37; 5, Eric Akogyiram GHA 10.40; 6, Andrew Smith JAM 10.41; 7, Aleksandr Yevgenyev URS 10.51; Johnson DQ (10.15)

**Heat 2: (-1.3)** 1, Lewis 10.03; 2, Stewart 10.12; 3, Kovács 10.22; 4, Bryzgin 10.23; 5, Andrés Simón CUB 10.24; 6, Chidi Imoh NGR 10.29; 7, Mike McFarlane GBR 10.38; 8, Valentin Atanasov BUL 10.53

**Tokyo 1991****Final (Aug 25) (1.2)**

|    |                    |     |                    |       |
|----|--------------------|-----|--------------------|-------|
| 1, | Carl Lewis         | USA | 9.86 <sup>WR</sup> | 0.140 |
| 2, | Leroy Burrell      | USA | 9.88               | 0.120 |
| 3, | Dennis Mitchell    | USA | 9.91               | 0.090 |
| 4, | Linford Christie   | GBR | 9.92               | 0.126 |
| 5, | Frankie Fredericks | NAM | 9.95               | 0.151 |
| 6, | Ray Stewart        | JAM | 9.96               | 0.114 |
| 7, | Robson da Silva    | BRA | 10.12              | 0.172 |
| 8, | Bruny Surin        | CAN | 10.14              | 0.148 |

The final, in which 1987 silver medallist Ray Stewart found a Jamaican record of 9.96 good enough for only sixth place, was generally regarded as the greatest sprint race of all-time. Once again Carl Lewis was a key figure. Since retaining his Olympic title in 1988, he had been overshadowed by another American, Leroy Burrell, who improved the world record to 9.90 at the 1991 US Championships.

In the second round, Lewis clocked a windy 9.80. Two other men broke 10 seconds on what proved to be a very fast surface. The semi-finals were won by Lewis and Burrell in 9.93 and 9.94 respectively – the fastest preliminaries ever.

The two principals were drawn together for the final, but the best start was made by the third American, Mitchell. At halfway Stewart (5.54) had edged in front with Lewis sixth. Burrell took over only to be passed at 90m by Lewis's spectacular finish. The 30 year-old American won with new world record figures of 9.86. Burrell was also inside the old record. Mitchell took the bronze and became the third-fastest man in history.

"He passed us like we were standing still," said Burrell, who ran the second half of the race in 4.33 compared to Lewis's 4.25.

There was some controversy after the race when it was eventually revealed that Mitchell's reaction time at the start had been 0.09 – so quick that an automatic false start alert would have been sounded on the starter's headphones. It transpired that the starter chose not to wear headphones. He was not obliged to do so, as IAAF rule 122.1 stated at the time: "The starter shall have the entire control of the competitors on their marks and shall be the sole judge of any fact connected with the start of the race."



**First round (First 3 and 2 fastest to second round) (Aug 24)**

**Heat 1: (1.6)** 1, Sangouma 10.27; 2, Braithwaite 10.31; 3, Lawson 10.38; 4, Imoh 10.42; 5, Neville Hodge ISV 10.51; 6, Thabani Gonye ZIM 10.92; 7, Bothoko Shebe LES 10.96; 8, Ahmed Shageef MDV 11.18

**Heat 2: (0.3)** 1, Fredericks 10.21; 2, Tuffuor 10.36; 3, Marlicki 10.49; 4, Daniel Cojocarou ROU 10.51; 5, Sun-Kuk Jin KOR 10.67; 6, Visut Watanasin THA 10.68; 7, Mark Sherwin COK 11.35; Karim Abdul AFG DNS

**Heat 3: (1.0)** 1, Mitchell 10.27; 2, Green 10.38; 3, Gariba 10.38; 4, Joel Lamela CUB 10.53; 5, Kennedy Ondiek KEN 10.57; 6, Joel Otim UGA 11.06; Mohamed Abderrehin LBA DNS

**Heat 4: (0.1)** 1, Burrell 10.17; 2, Zirignon 10.20; 3, Silva 10.42; 4, Steffen Bringmann GER 10.47; 5, Jason Livingston GBR 10.57; 6, Florencio Aguilar PAN 10.85; 7, Dudley Den Dulk AHO 11.10

**Heat 5: (1.3)** 1, Ezinwa 10.25; 2, Morinière 10.28; 3, Khramarenko 10.36; 4, Kovács 10.39; 5, Juan Jesús Traperero ESP 10.44; 6, Eduardo Nava MEX 10.56; 7, Edmund Estaphane LCA 10.62; 8, Trevor Davis AIA 11.16

**Heat 6: (0.2)** 1, Stewart 10.17; 2, da Silva 10.24; 3, Sugimoto 10.58; 4, Valentin Atanasov BUL 10.63; 5, Khaled Jouma BRN 10.68; 6, Ousmane Diarra MLI 10.69; 7, Jerry Jeremiah VAN 10.82; 8, Fred Rocio GUM 12.27

**Heat 7: (0.3)** 1, Christie 10.39; 2, Inoue 10.47; 3, Seck 10.60; 4, Eric Haynes SKN 10.82; 5, Franck Olivier Zio BUR 10.93; 6, Erwin Heru INA 11.14; 7, Tryson Duburiya NRU 12.04; Joseph Gikonyo KEN DNS

**Heat 8: (1.4)** 1, Surin 10.28; 2, Berger 10.40; 3, Moreno 10.44; 4, Horace Dove-Edwin SLE 10.48; 5, Gilles Quenéhervé FRA 10.59; 6, Fortune Ogouchi BEN 10.92; 7, Christian Mandengue CMR 10.98; 8, Goolam Ambia BAN 11.09

**Heat 9: (0.2)** 1, Lewis 10.12; 2, Madonia 10.43; 3, Yamashita 10.55; 4, Yiannis Zisimides CYP 10.68; 5, Rodney Cox TKS 11.02; 6, Jerome Romain DMA 11.09; Cengiz Kavaklıoğlu TUR DNS

**Heat 10: (1.4)** 1, Adeniken 10.20; 2, Mahorn 10.25; 3, Savin 10.36; 4, Fernando Botasso BRA 10.44; 5, Junior Cornette GUY 10.63; 6, Hsieh Tzong-Tze TPE 10.79; 7, John Hou PNG 11.04; Adam Hassam Sakkak SUD DNS

**Second round (First 4 to semi-finals) (Aug 24)**

**Heat 1: (4.6)** 1, Stewart 10.02w; 2, Mitchell 10.05; 3, Ezinwa 10.23; 4, Madonia 10.24; 5, Max Morinière FRA 10.24; 6, Vitaly Savin URS 10.26; 7, Jacek Marlicki POL 10.38; 8, Tetsuya Yamashita JPN 10.56

**Heat 2: (4.3)** 1, Lewis 9.80w; 2, Christie 9.90; 3, Surin 10.01; 4, Green 10.18; 5, Emmanuel Tuffuor GHA 10.19; 6, Arnaldo Silva BRA 10.32; 7, Carlos Moreno CHI 10.40; 8, Chidi Imoh NGR 10.46

**Heat 3: (1.5)** 1, Burrell 10.11; 2, Sangouma 10.23; 3, Zirignon 10.30; 4, Gariba 10.43; 5, Darren Braithwaite GBR 10.45; 6, Boévi Lawson TOG 10.60; 7, Tatsuo Sugimoto JPN 10.61; Andreas Berger AUT DNS

**Heat 4: (4.1)** 1, Fredericks 9.89w; 2, Adeniken 10.00; 3, Mahorn 10.01; 4, da Silva 10.08; 5, Satoru Inoue JPN 10.21; 6, Oleg Khramarenko URS 10.23; 7, Attila Kovács HUN 10.23; 8, Charles Seck SEN 10.46

**Semi-finals (First 4 to final) (Aug 25)**

**Heat 1: (1.3)** 1, Lewis 9.93; 2, Fredericks 10.02; 3, Surin 10.07; 4, da Silva 10.13; 5, Olapade Adeniken NGR 10.17; 6, Jean-Olivier Zirignon CIV 10.25; 7, Salaam Gariba GHA 10.37; 8, Michael Green JAM 10.38

**Heat 2: (1.1)** 1, Burrell 9.94; 2, Mitchell 9.99; 3, Christie 9.99; 4, Stewart 10.03; 5, Daniel Sangouma FRA 10.18; 6, Atlee Mahorn CAN 10.18; 7, Davidson Ezinwa NGR 10.20; 8, Ezio Madonia ITA 10.33

Lewis improved from last at 60m to fourth place, and was therefore beaten for the first time in a World or Olympic 100m final. Six of the eight finalists had also contested the Tokyo final two years earlier.

"I did not think I ran that fast," said the 33 year-old Christie. "I thought that I might have done a 9.92. I concentrated on getting a good start."

**First round (First 3 & 5 fastest to second round) (Aug 14)**

**Heat 1: (-0.6)** 1, Mitchell 10.26; 2, Inoue 10.43; 3, Boldon 10.51; 4, Estaphane 10.54; 5, Miguel Janssen ARU 10.62; 6, Jin Sun-Kuk KOR 10.66; 7, Ahmed Al-Mammari OMA 10.78; 8, Arfin Abdullah INA 11.11

**Heat 2: (-0.3)** 1, Fredericks 10.32; 2, Terzian 10.36; 3, Cummins 10.44; 4, Anvar Kuchmuradov UZB 10.56; 5, Charles Tayot GAB 10.82; 6, Cephas Lemba ZAM 10.87; 7, A Tamba LBR 11.29; Stefan Burkart SUI DNS

**Heat 3: (0.7)** 1, Christie 10.24; 2, Silva 10.41; 3, Cojocarou 10.49; 4, Stephen Lewis MNT 10.59; 5, Junior Cornette GUY 10.61; 6, David Nkoua CGO 10.92; Gustavo Envela GEQ DNS

**Heat 4: (-0.2)** 1, Surin 10.23; 2, Tuffuor 10.30; 3, Zirignon 10.38; 4, Abdoulie Jannah GAM 10.66; 5, Abdolsadeh Gorgani IRI 10.67; 6, Mario Bonello MLT 11.05; 7, Lam Hai Van VIE 11.28; Gus Nketia NZL DNS

**Heat 5: (0.5)** 1, Cason 10.09; 2, Sangouma 10.40; 3, Bensaddou 10.51; 4, Enrique Talavera ESP 10.58; 5, Wayne Watson JAM 10.64; 6, Goolam Ambia BAN 10.72; 7, Theodore Haba GUI 10.75; 8, Mouredine Ould Mounira MTN 10.96

**Heat 6: (0.8)** 1, Lewis 10.15; 2, Blume 10.36; 3, Mahorn 10.55; 4, Sanusi Turay SLE 10.68; 5, Hisatsugu Suzuki JPN 10.72; 6, Ricky Canon NRU 11.72; 7, Bakar Chehou Inzoudine COM 11.99; Gaetan Desmangles FRA DQ (r162.7)

**Heat 7: (0.7)** 1, Effiong 10.23; 2, Loum 10.41; 3, Valík 10.48; 4, Zalewski 10.49; 5, Miguel Miranda MEX 10.71; 6, Trevor Davis AIA 10.78; 7, Laurent Kemp LUX 10.95

**Heat 8: (-0.2)** 1, Stewart 10.23; 2, Porkhomovskiy 10.36; 3, Gariba 10.38; 4, Morinière 10.50; 5, Khalid Juma BRN 10.93; 6, Eswort Coombs STV 10.95; 7, Mark Sherwin COK 11.37; Saad Al Motery KUW DNS

**Heat 9: (-1.1)** 1, Esmie 10.30; 2, John 10.34; 3, Savin 10.35; 4, Diarra 10.42; 5, Muyaba 10.55; 6, Claus Hirsbro DEN 10.78; 7, Danny Charles SEY 11.00; 8, Bounhom Siliphon LAO 11.46

**Second round (First 4 to semi-finals) (Aug 14)**

**Heat 1: (-0.8)** 1, Lewis 10.11; 2, Esmie 10.30; 3, John 10.31; 4, Inoue 10.34; 5, Daniel Sangouma FRA 10.47; 6, Jiří Valík CZE 10.53; 7, Edmund Estaphane LCA 10.57; 8, Driss Bensaddou MAR 10.63

**Heat 2: (-0.1)** 1, Mitchell 10.08; 2, Stewart 10.11; 3, Effiong 10.15; 4, Mahorn 10.20; 5, Marc Blume GER 10.32; 6, Salaam Gariba GHA 10.42; 7, Jean-Olivier Zirignon CIV 10.44; 8, Marek Zalewski POL 10.49

**Heat 3: (0.1)** 1, Christie 10.00; 2, Surin 10.07; 3, Porkhomovskiy 10.33; 4, Terzian 10.34; 5, Vitaliy Savin KAZ 10.36; 6, Ousmane Diarra MLI 10.41; 7, Max Morinière FRA 10.58; 8, Kirk Cummins BAR 10.60

**Heat 4: (-0.1)** 1, Cason 9.96; 2, Fredericks 10.06; 3, Tuffuor 10.26; 4, Loum 10.33; 5, Arnaldo Silva BRA 10.38; 6, Daniel Cojocarou ROU 10.41; 7, Ato Boldon TTO 10.48; Fabien Muyaba ZIM DNS

**Semi-finals (First 4 to final) (Aug 15)**

**Heat 1: (0.3)** 1, Cason 9.94; 2, Effiong 9.98; 3, Lewis 10.02; 4, Fredericks 10.05; 5, Atlee Mahorn CAN 10.21; 6, Jason John GBR 10.34; 7, Alexandros Terzian GRE 10.36; 8, Satoru Inoue JPN 10.39

**Heat 2: (0.9)** 1, Christie 9.97; 2, Mitchell 10.06; 3, Surin 10.07; 4, Stewart 10.16; 5, Aleksandr Porkhomovskiy RUS 10.20; 6, Emmanuel Tuffuor GHA 10.23; 7, Robert Esmie CAN 10.23; 8, Oumar Loum SEN 10.60

**Stuttgart 1993****Final (Aug 15) (0.3)**

|    |                    |     |       |       |
|----|--------------------|-----|-------|-------|
| 1, | Linford Christie   | GBR | 9.87  | 0.140 |
| 2, | Andre Cason        | USA | 9.92  | 0.183 |
| 3, | Dennis Mitchell    | USA | 9.99  | 0.128 |
| 4, | Carl Lewis         | USA | 10.02 | 0.144 |
| 5, | Bruny Surin        | CAN | 10.02 | 0.148 |
| 6, | Frankie Fredericks | NAM | 10.03 | 0.146 |
| 7, | Daniel Effiong     | NGR | 10.04 | 0.164 |
| 8, | Ray Stewart        | JAM | 10.18 | 0.166 |

Tokyo 1991 proved to be a turning point for Christie, who announced his retirement after finishing behind three Americans despite clocking 9.92. He changed his mind and came back for his best ever year in 1992, taking the Olympic title. Carl Lewis, meanwhile, had a poor year as a sprinter in 1992, failing to make the US team for the 100m. But that did not stop some observers saying the Olympic final was "soft" in Lewis's absence.

Christie comfortably beat Lewis one month before Stuttgart and did so again at the World Championships. His winning time of 9.87 was achieved with a following wind of 0.3m compared with the 1.2m enjoyed by Lewis in the 1991 final.

Cason led the American challenge, clocking personal bests in the second round and semi-final. In the final he was even quicker, and was in front 70m before being caught by the long-striding Briton. Mitchell repeated his 1991 bronze.

**Gothenburg 1995****Final (Aug 6) (1.0)**

|    |                    |     |       |       |
|----|--------------------|-----|-------|-------|
| 1, | Donovan Bailey     | CAN | 9.97  | 0.138 |
| 2, | Bruny Surin        | CAN | 10.03 | 0.132 |
| 3, | Ato Boldon         | TTO | 10.03 | 0.114 |
| 4, | Frankie Fredericks | NAM | 10.07 | 0.134 |
| 5, | Michael Marsh      | USA | 10.10 | 0.155 |
| 6, | Linford Christie   | GBR | 10.12 | 0.110 |
| 7, | Olapade Adeniken   | NGR | 10.20 | 0.127 |
| 8, | Raymond Stewart    | JAM | 10.29 | 0.135 |

Christie's hopes of successfully defending his title ended when he succumbed to a hamstring injury in his semi-final. The Briton decided to contest the final at the last minute and got the best start, but faded from contention after halfway. Meanwhile, Boldon (lane 4) established a lead. Bailey (lane 5), who got a bad start, was pulled along by the young Trinidadian. He overtook Boldon in the last 40m and moved further away all the way until the finish. Surin also caught Boldon to give Canada gold and silver. All three medallists had Caribbean origins, because Bailey was born in Jamaica and Surin in Haiti.

The 1991 and 1993 bronze medallist, Mitchell, walked to the finish of his heat after suffering cramp after about five strides. Marsh was the only non-Commonwealth finalist and his fifth place represented the United States's worst showing in this event.

**First round (First 3 & 4 fastest to second round) (Aug 5)**

**Heat 1: (0.6)** 1, Aliu 10.20; 2, Braithwaite 10.25; 3, Ribeiro 10.37; 4, Yiannis Zisimides CYP 10.53; 5, Vitaliy Medvedev KAZ 10.54; 6, Nigel Jones GRN 10.88; 7, Alberto Mendes DOM 10.92; 8, Toluta'u Koula TGA 10.98

**Heat 2: (-0.3)** 1, Fredericks 10.18; 2, Grigoryev 10.24; 3, Thompson 10.27; 4, Diarra 10.38; 5, Benjamin Sirimou CMR 10.51; 6, Franck Amegnigan TOG 10.81; 7, Aziz Matter BRN 10.93; 8, Ahmed Shageef MDV 11.46

**Heat 3: (0.7)** 1, Bailey 10.13; 2, Greene 10.26; 3, Henderson 10.35; 4, Kramarenko 10.46; 5, Daniel Cojocarou ROU 10.67; 6, Azmi Ibrahim MAS 10.76; 7, Tesfaye Jenbere ETH 11.20

**Heat 4: (0.0)** 1, Green 10.20; 2, Nketia 10.24; 3, John 10.25; 4, Hedner 10.43; 5, Turay 10.43; 6, Alex Terzian GRE 10.47; 7, Matar N'jie GAM 11.05; 8, Odair da Costa STP 11.19

**Heat 5: (-0.2)** 1, Boldon 10.24; 2, Karlsson 10.35; 3, Gilbert 10.36; 4, Jaime Barragan MEX 10.53; 5, Jorge Aguilera CUB 10.58; 6, Frutos Feo ESP 10.59; 7, Ricky Canon NRU 11.51; 8, Tururangi Tarapu COK 11.85

**Heat 6: (-0.7)** 1, Surin 10.24; 2, Stewart 10.27; 3, Meité 10.40; 4, Satoru Inoue JPN 10.56; 5, Aleksey Chikhachov UKR 10.56; 6, Peter Pulu NGU 10.68; 7, Lin Wei CHN 10.68; 8, Ahmed Al-Mammari OMA 10.94

**Heat 7: (-1.3)** 1, Tuffuor 10.24; 2, Alexópoulos 10.35; 3, Savin 10.49; 4, Claus Hirsbro DEN 10.52; 5, Dmitriy Vanyaikin UKR 10.62; 6, Garfield Gill BAR 10.90; 7, Albert Juan GUM 11.56; 8, Darren Tuitt MNT 11.67

**Heat 8: (-0.1)** 1, Christie 10.26; 2, Blume 10.39; 3, Porkhomovskiy 10.44; 4, Matias Ghansah SWE 10.49; 5, Reşat Oğuz TUR 10.65; 6, Fabian Muyaba ZIM 10.67; 7, Patrick Mucci Rauumbe GAB 10.73

**Heat 9: (-0.8)** 1, Marsh 10.28; 2, Adeniken 10.30; 3, Wells 10.33; 4, Leonardo Prevot CUB 10.60; 5, Patrick Delice TTO 10.69; 6, Kfir Golan ISR 10.71; 7, Bimal Tarafdar BAN 10.90

**Heat 10: (0.8)** 1, Chen 10.37; 2, da Silva 10.37; 3, Naylor 10.45; 4, Fernando Ramirez NOR 10.53; 5, Huang Hsin-ping TPE 10.66; 6, Vladislav Chernobay KGZ 11.00; Davidsson Ezinwa NGR DNS

**Heat 11: (-2.2)** 1, Isasi 10.44; 2, Burkart 10.61; 3, Ito 10.62; 4, Sidnei de Souza BRA 10.63; 5, Kurvin Wallace SKN 10.82; 6, Francisco Afang GEQ 11.82; Dennis Mitchell USA DNF

**Heat 12: (-1.7)** 1, Marsh 10.27; 2, Stevens 10.42; 3, Markoullides 10.43; 4, Chintake De Zoysa SRI 10.60; 5, Miguel Janssen ARU 10.73; 6, Alvin Daniel TTO 10.81; 7, Thanh Giang VIE 11.18; Iliassou Hassan NIG DNS

**Second round (First 3 & 1 fastest to semi-finals) (Aug 5)**

**Heat 1: (-0.3)** 1, Bailey 10.27; 2, Marsh 10.25; 3, da Silva 10.29; 4, Alexandros Alexópoulos GRE 10.29; 5, Chen Wenzhong CHN 10.32; 6, Ioannis Markoullides CYP 10.41; 7, Ibrahim Meité CIV 10.50; 8, Sanusi Turay SLE 10.55

**Heat 2: (0.0)** 1, Christie 10.15; 2, Stewart 10.24; 3, Grigoryev 10.27; 4, Paul Henderson AUS 10.34; 5, Deji Aliu NGR 10.36; 6, Lars Hedner SWE 10.41; 7, Patrick Stevens BEL 10.42; 8, Vitaliy Savin KAZ 10.47

**Heat 3: (-0.8)** 1, Adeniken 10.23; 2, Green 10.26; 3, Nketia 10.28; 4, Emmanuel Tuffuor GHA 10.29; 5, Jason John GBR 10.39; 6, Aleksandr Porkhomovskiy RUS 10.52; 7, Ousmane Diarra MLI 10.54; 8, Stefan Burkart SUI 10.69

**Heat 4: (2.1)** 1, Marsh 10.03w; 2, Fredericks 10.09; 3, Isasi 10.22; 4, Édson Ribeiro BRA 10.29; 5, Peter Karlsson SWE 10.39; 6, Oleg Kramarenko UKR 10.40; 7, Marc Blume GER 10.40; 8, Glenroy Gilbert CAN 10.41

**Heat 5: (-0.5)** 1, Boldon 10.04; 2, Surin 10.14; 3, Wells 10.18; 4, Braithwaite 10.23; 5, Obadele Thompson BAR 10.30; 6, Maurice Greene USA 10.35; 7, Yoshitaka Ito JPN 10.48; 8, Shane Naylor AUS 10.49

**Semi-finals (First 4 to final) (Aug 6)**

**Heat 1: (-0.2)** 1, Surin 10.03; 2, Boldon 10.10; 3, Fredericks 10.10; 4, Christie 10.12; 5, Robson da Silva BRA 10.20; 6, Renward Wells BAH 10.27; 7, Michael Green JAM 10.30; 8, Gus Nketia NZL 10.45

**Heat 2: (1.8)** 1, Bailey 10.04; 2, Marsh 10.08; 3, Adeniken 10.16; 4, Stewart 10.17; 5, Damien Marsh AUS 10.20; 6, Joel Isasi CUB 10.22; 7, Darren Braithwaite GBR 10.28; 8, Andrey Grigoryev RUS 10.30

ahead of a slow starting Bailey after 10m and finished 5/100ths clear in 9.86 to move to equal third on the world all-time list. It was his fifth legal mark of 9.90 or faster that season, an unprecedented display of high level consistency. With Montgomery edging Fredericks for the bronze, the USA was riding high again in the world of sprinting. "I said I would bring American sprinting back to the top and this was the start of achieving that aim," said Greene.

**First round (First 3 & 9 fastest to second round) (Aug 2)**

**Heat 1: (0.7)** 1, da Silva 10.28; 2, Zirignon 10.31; 3, Donaldson 10.43; 4, Carlton Chambers CAN 10.49; 5, Paulo Neves POR 10.51; 6, Pascal Dangbo BEN 10.78; 7, Toluta'u Koula TGA 10.85; 8, Watson Nyambek MAS 11.60

**Heat 2: (0.4)** 1, Krzywanski 10.37; 2, Fedoriv 10.38; 3, Cali 10.39; 4, Torbjörn Mårtensson SWE 10.46; 5, Neil Ryan IRL 10.57; 6, Tomy Kafri ISR 10.64; 7, Patrick Raoumbe Mucci GAB 10.69; 8, Nelson Kabitana SOL 11.61

**Heat 3: (1.0)** 1, Greene 10.32; 2, Karlsson 10.32; 3, Balcerzak 10.41; 4, Per Ivar Sivle NOR 10.42; 5, Dennis Mowatt JAM 10.52; 6, Nigel Jones GRN 10.68; 7, Antonio Serpas ESA 10.77; 8, DeVon Bean BER 10.78

**Heat 4: (1.4)** 1, Pavlakakis 10.11; 2, Bailey 10.17; 3, Tilli 10.25; 4, Devonish 10.26; 5, Wells 10.34; 6, Lachkovics 10.34; 7, Ruslan Rusidze GEO 10.67; 8, Elston Shaw BIZ 11.13

**Heat 5: (-0.6)** 1, Marsh 10.16; 2, Stevens 10.30; 3, Marcoullides 10.35; 4, Koji Ito JPN 10.46; 5, Joseph Styles BAH 10.52; 6, Alexandros Yenovelis GRE 10.58; 7, Lok To Wai HKG 10.67; 8, Kim Collins SKN 21.73

**Heat 6: (0.4)** 1, Boldon 10.11; 2, Pérez-Rionda 10.33; 3, Mackie 10.42; 4, Carlos Gats ARG 10.43; 5, Miguel Janssen ARU 10.47; 6, Ibrahim Meité CIV 10.50; 7, Carlos Moreno CHI 10.53

**Heat 7: (0.5)** 1, Montgomery 10.12; 2, Obikwelu 10.22; 3, Zakari 10.26; 4, Cooper 10.35; 5, Ousmane Diarra MLI 10.42; 6, Frutos Feo ESP 10.54; 7, Lee Hyung-Keun KOR 10.73; 8, Mohammad Alam BAN 10.83

**Heat 8: (-0.5)** 1, Ogunkoya 10.24; 2, Papadias 10.32; 3, Pilarczyk 10.38; 4, Issa Aimé Ntheppe CMR 10.50; 5, Tomaž Božič SLO 10.64; 6, Horace Dove-Edwin SLE 10.65; 7, Mario Bonello MLT 10.92; 8, Mohammad Amir MDV 11.18

**Heat 9: (0.6)** 1, Fredericks 10.21; 2, Porkhomovskiy 10.25; 3, Calado 10.26; 4, Inšakovs 10.28; 5, Carlos Villaseñor MEX 10.50; 6, Gabriel Simón ARG 10.79; 7, Mpho Maocha BOT 10.86; Venancio José ESP DQ (r162.7)

**Heat 10: (0.7)** 1, Nkansah 10.16; 2, Spencer 10.18; 3, Campbell 10.21; 4, Zisimides 10.30; 5, Tsuchie 10.40; 6, Jack Laurence VAN 10.97; 7, Detrickson Anson FSM 11.47; Igor Strakh UKR DNF

**Heat 11: (-0.1)** 1, Asahara 10.22; 2, Thompson 10.26; 3, Delai 10.32; 4, Powell 10.34; 5, Chintaka De Zoysa SRI 10.43; 6, Anvar Kuchmuradov UZB 10.49; 7, Norberto Nsue GEQ 11.65; 8, Daniel Adachi PLW 11.90

**Heat 12: (-0.3)** 1, Esmie 10.22; 2, Ezinwa 10.23; 3, Tuffuor 10.24; 4, Katsantonis 10.36; 5, Gus Nketia NZL 10.41; 6, Ivan Sleho CZE 10.55; 7, Peter Pulu PNG 10.77; 8, Trevor Davis AIA 11.07

**Heat 13: (0.2)** 1, Surin 10.32; 2, Wijmeersch 10.43; 3, Al-Kuwari 10.48; 4, Juan Pedro Toledo MEX 10.56; 5, José Illán ESP 10.60; 6, Amarildo Almeida GBS 10.92; 7, Huang Hsin-Ping TPE 11.09

**Second round (First 2 & 4 fastest to semi-finals) (Aug 2)**

**Heat 1: (1.3)** 1, Boldon 9.87; 2, Greene 9.90; 3, Andrey Fedoriv RUS 10.22; 4, Haris Papadias GRE 10.23; 5, Ian Mackie GBR 10.24; 6, Marcin Krzywanski POL 10.33; 7, Hiruyasu Tsuchie JPN 10.38; 8, Chris Donaldson NZL 10.40

**Heat 2: (0.4)** 1, Surin 10.06; 2, Pavlakakis 10.22; 3, Luis Pérez-Rionda CUB 10.25; 4, Piotr Balcerzak POL 10.32; 5, Prodromos Katsantonis CYP 10.33; 6, Erik Wijmeersch BEL 10.34; 7, Stéphane Cali FRA 10.47; Percy Spencer JAM DNS

**Heat 3: (1.2)** 1, Montgomery 9.99; 2, Bailey 10.10; 3, Campbell 10.13; 4, Cooper 10.21; 5, Ryszard Pilarczyk POL 10.26; 6, Saad Al-Kuwari QAT 10.40; 7, Peter Karlsson SWE 10.40; 8, André da Silva BRA 12.56

**Heat 4: (-0.3)** 1, Marsh 10.05; 2, Tuffuor 10.23; 3, Jean-Olivier Zirignon CIV 10.25; 4, Aleksander Porkhomovskiy RUS 10.27; 5, Seun Ogunkoya NGR 10.33; 6, Donovan Powell JAM 10.35; 7, Marlon Devonish GBR 10.37; 8, Aninos Marcoullides CYP 10.39

**Heat 5: (-0.7)** 1, Nkansah 10.15; 2, Obikwelu 10.17; 3, Robert Esmie CAN 10.25; 4, Patrick Stevens BEL 10.31; 5, Sergejs Inšakovs LAT 10.34; 6, Stefano Tilli ITA 10.36; 7, Jone Delai FIJ 10.47; 8, Renward Wells BAH 10.57

**Heat 6: (0.5)** 1, Fredericks 9.99; 2, Ezinwa 10.11; 3, Asahara 10.17; 4, Thompson 10.21; 5, Abdul Aziz Zakari GHA 10.29; 6, Yiannis Zisimides CYP 10.37; 7, Martin Lachkovics AUT 10.39; 8, Carlos Calado POR 10.41

**Semi-finals (First 4 to final) (Aug 3)**

**Heat 1: (-0.8)** 1, Boldon 10.00; 2, Ezinwa 10.15; 3, Marsh 10.21; 4, Surin 10.22; 5, Angelos Pavlakakis GRE 10.29; 6, Obadele Thompson BAR 10.30; 7, Emmanuel Tuffuor GHA 10.33; 8, Darren Campbell GBR 10.37

**Heat 2: (0.5)** 1, Greene 9.90; 2, Bailey 9.91; 3, Fredericks 9.93; 4, Montgomery 10.08; 5, Eric Nkansah GHA 10.18; 6, Francis Obikwelu NGR 10.20; 7, Sayon Cooper LBR 10.30; 8, Nobuharu Asahara JPN 10.33

**Athens 1997****Final (Aug 3) (0.2)**

|    |                    |     |       |       |
|----|--------------------|-----|-------|-------|
| 1, | Maurice Greene     | USA | 9.86  | 0.134 |
| 2, | Donovan Bailey     | CAN | 9.91  | 0.145 |
| 3, | Tim Montgomery     | USA | 9.94  | 0.134 |
| 4, | Frankie Fredericks | NAM | 9.95  | 0.129 |
| 5, | Ato Boldon         | TTO | 10.02 | 0.123 |
| 6, | Davidson Ezinwa    | NGR | 10.10 | 0.135 |
| 7, | Bruny Surin        | CAN | 10.12 | 0.147 |
| 8, | Michael Marsh      | USA | 10.29 | 0.146 |

Training partners Boldon and Greene ran sensational times in the second round. Boldon threw away the chance of a world record when he eased up for a 9.87 clocking, the fastest ever heat time and just 3/100ths away from Bailey's world record, while Greene finished second in a personal best equalling 9.90. Greene duplicated that time to win his semi just ahead of defending champion Bailey (9.91), Boldon taking his in the most casual looking 10.00 ever seen.

In the final, though, Boldon – claiming he suffered from cramp – was not a factor. Greene, who hadn't even reached the semi-finals in Gothenburg, dominated the race from the outset. He was 8/100ths

**Seville 1999****Final (Aug 22) (0.2)**

|    |                  |     |       |       |
|----|------------------|-----|-------|-------|
| 1, | Maurice Greene   | USA | 9.80  | 0.132 |
| 2, | Bruny Surin      | CAN | 9.84  | 0.127 |
| 3, | Dwain Chambers   | GBR | 9.97  | 0.140 |
| 4, | Obadele Thompson | BAR | 10.00 | 0.145 |
| 5, | Tim Harden       | USA | 10.02 | 0.136 |
| 6, | Tim Montgomery   | USA | 10.04 | 0.136 |



|    |                         |     |       |       |
|----|-------------------------|-----|-------|-------|
| 7, | Jason Gardener          | GBR | 10.07 | 0.142 |
| 8, | Kareem Streete-Thompson | CAY | 10.24 | 0.173 |

With the wind gauge barely registering at 0.2 (it was 0.1 for his world record 9.79) Greene was timed at history's second fastest time of 9.80 despite a flawed start. "The beginning of it was very shaky, but I didn't panic," he said. "The first two or three steps I was stumbling, but I was able to gather myself." He thus became only the second man (after Carl Lewis) to successfully defend a global 100 title. Surprisingly, in view of the winning time, he was pushed hard by Surin, at 32 in the form of his life and contesting his fifth World Championships 100m final. No man before has run 9.84 and lost, Surin matching fellow Canadian Donovan Bailey's Commonwealth record.

With Ato Boldon a non-starter and Fredericks scratching from his semi, the bronze was seized by Chambers who, at 21, became the youngest World Championships medallist in this event at that time. His 9.97 ranked him behind only Linford Christie on the European & UK all-time list. Greene, who covered the first half of the race in 5.55 and the second in 4.25, reached the 60m point in 6.39 just behind Surin (6.38) with Chambers third in 6.41.

#### First round (First 3 & 10 fastest to second round) (Aug 21)

**Heat 1: (-0.6)** 1, Greene 10.30; 2, Stevens 10.38; 3, Medvedev 10.39; 4, McCuaig 10.42; 5, Bradley Agnew RSA 10.51; 6, Pascual Esono GEQ 11.32; 7, Philam Garcia GUM 12.82

**Heat 2: (-0.7)** 1, Gardener 10.27; 2, Németh 10.28; 3, Hoïdis 10.30; 4, Martin Lachkovics AUT 10.47; 5, Erik Wijmeersch BEL 10.56; 6, Joel Mascoll STV 10.63; 7, Kamara Alpha SLE 10.80; 8, Matarr Njie GAM 11.09

**Heat 3: (-0.5)** 1, Fredericks 10.22; 2, Balcerzak 10.23; 3, Mayola 10.25; 4, Tili 10.35; 5, Édson Ribeiro BRA 10.47; 6, Toluta'u Koula TGA 11.11; 7, Dinh Minh Nguyen VIE 11.20

**Heat 4: (-0.2)** 1, Montgomery 10.27; 2, Theodoridis 10.32; 3, da Silva 10.41; 4, Toukene 10.44; 5, Gabriel Simón ARG 10.49; 6, Watson Nyambek MAS 10.54; 7, Roman Cress MHL 10.70; Ousmane Diarra MLI DQ (r142.4c)

**Heat 5: (-0.5)** 1, Surin 10.18; 2, Campbell 10.37; 3, Chris Donaldson NZL 10.47; 4, Tetsuya Nakamura JPN 10.57; 5, Timothy Brooks AIA 11.08; 6, Patrickson Anson FSM 11.68; Asonze DQ (r40.9) (10.47)

**Heat 6: (-0.9)** 1, Chambers 10.34; 2, Ito 10.38; 3, Porkhomovskiy 10.42; 4, Kim Collins SKN 10.50; 5, Urban Acman SLO 10.56; 6, Pedro Nolet ESP 10.70; 7, Muhammad Abdel Baqi JOR 11.42; Joebert Delicano PHI DNS

**Heat 7: (0.2)** 1, Ezinwa 10.22; 2, Lewis 10.23; 3, Streete-Thompson 10.24; 4, Kafri 10.38; 5, Nkansah 10.42; 6, Sayon Cooper LBR 10.56; 7, Mohamed Brahim Ould MTN 11.17; 8, Imad Ahmed IRQ 11.26

**Heat 8: (0.1)** 1, Harden 10.18; 2, Calado 10.20; 3, Aliu 10.22; 4, Nowak 10.23; 5, Carlos Gats ARG 10.55; 6, Chintake De Soysa SRI 10.70; 7, Robertson Temaki NRU 12.14

**Heat 9: (0.1)** 1, Shirvington 10.24; 2, Esprit 10.28; 3, Myles-Mills 10.29; 4, Jarrett 10.34; 5, Pascal Dangbo BEN 10.64; 6, Amarildo Almeida GBS 10.80; 7, Misili Manu SAM 10.91

**Heat 10: (0.8)** 1, Thompson 10.26; 2, Meité 10.28; 3, Quinn 10.28; 4, Dobos 10.30; 5, de Lima 10.38; 6, Buckland 10.43; 7, Reanchai Seeharwong THA 10.45

#### Second round (First 3 & 1 fastest to semi-finals) (Aug 21)

**Heat 1: (-0.1)** 1, Gardener 10.04; 2, Lewis 10.18; 3, Ezinwa 10.23; 4, Matthew Quinn RSA 10.24; 5, Stefano Tili ITA 10.26; 6, Vitaliy Medvedev KAZ 10.26; 7, Yéorgos Theodoridis GRE 10.30; 8, Brad McCuaig CAN 10.61

**Heat 2: (0.3)** 1, Thompson 10.04; 2, Myles-Mills 10.10; 3, Shirvington 10.16; 4, Roland Németh HUN 10.16; 5, Hristóforos Hoïdis GRE 10.21; 6, Nathaniel Esprit AHO 10.29; 7, Vicente de Lima BRA 10.36; 8, Tommy Kafri ISR 10.36

**Heat 3: (-0.6)** 1, Chambers 10.08; 2, Harden 10.12; 3, Streete-Thompson 10.14; 4, Aleksandr Porkhomovskiy ISR 10.20; 5, Patrick Stevens BEL 10.23; 6, Piotr Balcerzak POL 10.29; 7, Stéphane Buckland MRI 10.39; Innocent Asonze NGR DQ (r40.9) (10.18)

**Heat 4: (-0.4)** 1, Fredericks 10.09; 2, Montgomery 10.12; 3, Campbell 10.12; 4, Mayola 10.15; 5, Patrick Jarrett NAM 10.22; 6, Eric Nkansah GHA 10.25; 7, Ibrahim Meité CIV 10.34; 8, André da Silva BRA 10.37

**Heat 5: (-0.2)** 1, Greene 9.91; 2, Surin 9.95; 3, Dobos 10.22; 4, Deji Aliu NGR 10.22; 5, Carlos Calado POR 10.24; 6, Marcin Nowak POL 10.29; 7, Koji Ito JPN 10.40; 8, Claude Toukene CMR 10.48

#### Semi-finals (First 4 to final) (Aug 22)

**Heat 1: (-0.7)** 1, Greene 9.96; 2, Chambers 10.09; 3, Montgomery 10.14; 4, Streete-Thompson 10.14; 5, Darren Campbell GBR 10.15; Matt Shirvington AUS DQ (r162.7); Frankie Fredericks NAM & Freddy Mayola CUB DNS

**Heat 2: (-0.3)** 1, Surin 9.96; 2, Harden 10.05; 3, Thompson 10.07; 4, Gardener 10.10; 5, Brian Lewis USA 10.13; 6, Leonard Myles-Mills GHA 10.16; 7, Gábor Dobos HUN 10.47; Davidson Ezinwa NGR DQ (10.40)

|    |                   |     |            |       |
|----|-------------------|-----|------------|-------|
| 3, | Ato Boldon        | TTO | 9.98       | 0.148 |
| 4, | Dwain Chambers    | GBR | 9.99       | 0.160 |
| 5, | Kim Collins       | SKN | 10.07      | 0.162 |
| 6, | Christian Malcolm | GBR | 10.11      | 0.142 |
| 7, | Abdul Aziz Zakari | GHA | 10.24      | 0.148 |
|    | Tim Montgomery    | USA | DQ (r40.9) | 0.157 |
|    |                   |     | (9.85)     |       |

**Rightful finalist:** Uchenna Emedolu NGR

Maurice Greene retained his title after withstanding both injury and a determined challenge from compatriot Tim Montgomery. After running 9.84 in Oslo in July, Montgomery was regarded as a serious threat to Greene, but in the final he was one of three false starters. Once the race began, Greene – wearing a black tourniquet below his left knee – was dominant. He seemed to be heading for a commanding victory, but then around 15m from the finish line appeared to tighten up.

Greene held on, though Montgomery closed and nearly got within dipping distance of the defending champion, who hobbled about after the finish line. Williams overtook Boldon in the closing stages to complete a US medal sweep.

Greene had suffered injuries to his left quadricep and hamstring during the race, yet still clocked 9.82 into a slight headwind, the third-fastest ever. His coach John Smith estimated that Greene's winning time would have been 9.77 without the injuries. "I can say that it was my best race, up to 65 or 70 metres, ever," remarked Greene. "I took my body where it was not prepared to go, and when your body is not prepared for something, it will break down."

In the second round, the wind gauge failed completely, meaning that Mark Lewis-Francis's time of 9.97 could never be recognised as a world junior record. The big story of the first round was that of 135kg American Samoan Trevor "the Tortoise" Misipeka, who clocked 14.28 in the opening heat. He had planned to put the shot in Edmonton but did not have the minimum qualifying standard required for field events.

In summer 2004 the US Anti-Doping Agency wrote to Tim Montgomery informing him that he was to be charged with anti-doping violations as a consequence of the federal investigation into the Californian Bay Area Laboratory Co-Operative (Balco), a Northern California nutrition company. The case eventually went before the Court of Arbitration for Sport, who in December 2005 found Montgomery guilty of years of doping violations. He was banned for two years from 2005 and all his results from March 31, 2001 were annulled. These included a 100m world record of 9.78 in 2002 and, of course, his world silver and relay gold from 2001. Therefore Williams and Boldon were promoted to Edmonton silver and bronze.

#### First round (First 3 & 7 fastest to second round) (Aug 4)

**Heat 1: (-0.2)** 1, Collins 10.30; 2, Calligny 10.32; 3, Andam 10.40; 4, Nagel 10.49; 5, Chiang Wai Hung HKG 10.85; 6, Diego Ferreira PAR 10.97; 7, Philam Garcia GUM 11.12; 8, Trevor Misipeka ASA 14.28

**Heat 2: (-0.9)** 1, Zakari 10.26; 2, Douglas 10.35; 3, Bredwood 10.43; 4, Anthony Ferro BEL 10.53; 5, Idrissa Sanou BUR 10.60; 6, Matarr Njie GAM 10.95; 7, Dylan Menzies NFI 11.57

**Heat 3: (-0.3)** 1, Shirvington 10.29; 2, Al-Saffar 10.31; 3, Orialla 10.32; 4, Lindel Frater JAM 10.57; 5, Sherwin James DMA 10.76; 6, Gian Nicola Berardi SMR 10.76; 7, Asif Hameed PAK 10.84

**Heat 4: (0.3)** 1, Williams 10.20; 2, Malcolm 10.24; 3, Hartonen 10.32; 4, Patros 10.38; 5, Ricardo Alves POR 10.55; 6, Vahagn Javakhvan ARM 10.92; 7, Rommel Espera NMI 12.21

**Heat 5: (0.0)** 1, Greene 10.33; 2, Bengono 10.36; 3, Boussombo 10.38; 4, Reanchai Seeharwong THA 10.53; 5, Francesco Scuderi ITA 10.53; 6, Gibrilla Pato Bangura SLE 10.86; 7, Zakaria Messaïké LBN 10.96

**Heat 6: (-0.4)** 1, Asahara 10.25; 2, Ertzgaard 10.42; 3, Quinn 10.43; 4, N'Dri 10.47; 5, Harper 10.48; 6, Deodato Freitas STP 11.09; 7, Bourgnasit Chanthachack LAO 11.59

**Heat 7: (0.0)** 1, Surin 10.28; 2, Thompson 10.30; 3, Meité 10.45; 4, Sayon Cooper LBR 10.62; 5, Rashid Chouhal MLT 10.71; 6, Ruslan Rusidze GEO 10.83; 7, Sani Biao TOG 11.00; Freddy Mayola CUB DQ (r162.7)

**Heat 8: (0.7)** 1, Lewis-Francis 10.24; 2, Chernovol 10.34; 3, Al-Yami 10.34; 4, Akihiro Yasui JPN 10.51; 5, Denis Gutiérrez NCA 10.99; Curtis Johnson USA DNS

**Heat 9: (0.0)** 1, Emedolu 10.18; 2, Chambers 10.27; 3, Okeke 10.35; 4, Goebel 10.42; 5, Tsai Meng-Lin TPE 10.57; 6, Mohd Roach SAM 10.78; 7, John Howard FSM 11.05; 8, Sesi Salt TGA 11.85

**Heat 10: (0.0)** 1, Souza 10.41; 2, Macrozonaris 10.43; 3, Balcerzak 10.45; 4, Hiroyasu Tsuchie JPN 10.54; 5, Philemon Roy VAN 11.41; 6, David Lightbourne TCI 11.53; Montgomery DQ (r40.9) (10.38)

**Heat 11: (0.0)** 1, Boldon 10.13; 2, Bailey 10.20; 3, Porkhomovskiy 10.42; 4, Loum 10.50; 5, Andrew Konai SOL 11.10; 6, Harmon Harmon COK 11.37; Helly Ollarves VEN DNS

## X Edmonton 2001

### Final (Aug 8) (-0.2)

|    |                  |     |      |       |
|----|------------------|-----|------|-------|
| 1, | Maurice Greene   | USA | 9.82 | 0.132 |
| 2, | Bernard Williams | USA | 9.94 | 0.146 |

**Second round (First 3 & 1 fastest to semi-finals) (Aug 4)**

No wind information for any of these five races due to malfunction of wind gauge. Observers feel the races were probably wind-assisted

**Heat 1:** 1, Collins 10.00w; 2, Emedolu 10.06; 3, Douglas 10.09; 4, Morne Nagel RSA 10.20; 5, John Ertzgaard NOR 10.25; 6, Nick Macrozonaris CAN 10.28; 7, Alex Porkhomovskiy ISR 10.28; Montgomery DQ (r40.9) (9.92)

**Heat 2:** 1, Greene 9.88w; 2, Boldon 10.06; 3, Bailey 10.11; 4, Cláudio de Souza BRA 10.26; 5, Serge Bengono CMR 10.27; 6, Oumar Loum SEN 10.42; 7, Mathew Quinn RSA 10.46; Llewelyn Bredwood JAM DNS

**Heat 3:** 1, Lewis-Francis 9.97w; 2, Thompson 10.03; 3, Surin 10.11; 4, Tommi Hartonen FIN 10.21; 5, Salem Al-Yami KSA 10.21; 6, Fabrice Calligny FRA 10.22; 7, Eric N'Dri CIV 10.29; 8, Tim Goebel GER 10.31

**Heat 4:** 1, Chambers 9.95w; 2, Malcolm 10.09; 3, Zakari 10.11; 4, Aham Okeke NOR 10.15; 5, Jamal Al-Saffar KSA 10.17; 6, Piotr Balcerzak POL 10.33; 7, David Patros FRA 10.34; Antoine Boussombo GAB DNS

**Heat 5:** 1, Williams 9.95w; 2, Malcolm 10.09; 3, Shirvington 10.14; 4, Kenneth Andam GHA 10.26; 5, Gennadiy Chernovol KAZ 10.28; 6, Chinedu Orialla NGR 10.30; 7, Jacey Harper TTO 10.45; 8, Ibrahim Meité CIV 10.48

**Semi-finals (First 4 to final) (Aug 5)**

**Heat 1: (-1.2)** 1, Greene 10.01; 2, Boldon 10.12; 3, Collins 10.12; 4, Zakari 10.17; 5, Mark Lewis-Francis GBR 10.26; 6, Donovan Bailey CAN 10.33; 7, Nobuharu Asahara JPN 10.33; 8, Troy Douglas NED 10.47

**Heat 2: (-1.7)** 1, Williams 10.06; 2, Chambers 10.10; 3, Malcolm 10.24; 4, Uchenna Emedolu NGR 10.29; 5, Obadele Thompson BAR 10.31; 6, Matt Shirvington AUS 10.32; 7, Bruny Surin CAN 11.39; Montgomery DQ (r40.9) (10.07)

**X Paris 2003****Final (Aug 25) (0.0)**

|    |                  |     |            | To 1000th              |
|----|------------------|-----|------------|------------------------|
| 1, | Kim Collins      | SKN | 10.07      | 0.148 (10.065)         |
| 2, | Darrel Brown     | TTO | 10.08      | 0.152 (10.073)         |
| 3, | Darren Campbell  | GBR | 10.08      | 0.112 (10.076)         |
| 4, | Bernard Williams | USA | 10.13      | 0.133 (10.128)         |
| 5, | Deji Aliu        | NGR | 10.21      | 0.132 (10.205)         |
| 6, | Uchenna Emedolu  | NGR | 10.22      | 0.164 (10.211)         |
|    | Dwain Chambers   | GBR | DQ (r40.9) | 0.145 (10.079) (10.08) |
|    | Tim Montgomery   | USA | DQ (r40.9) | 0.140 (10.101) (10.11) |

**Rightful finalists:** Nicolas Macrozonaris CAN & Dwight Thomas JAM

Kim Collins was a popular albeit narrow winner from the inside lane. It was the closest finish yet to a major 100m, with just 11 thousandths covering the first three. Yet the three US Edmonton medallists were not factors. Maurice Greene placed eighth in his semi, injured, while Montgomery and Williams placed fourth and fifth in the final. Silver medallist Brown had broken the world junior record in the third heat of the second round, but that stage of the contest was overshadowed by the actions of Jon Drummond.

At the 2001 IAAF Congress, a rule change was approved which meant that any athlete causing a second false start would be automatically disqualified. The new rule was applied from January 1, 2003 with the desired effect of generally reducing the number of false starts. Paris was the first World Championships with the new ruling, and it was followed smoothly in the first round. One by one, three men were disqualified and each was escorted from the track to sympathetic applause.

In the second of the quarter-finals, there was an initial false start by Dwight Thomas of Jamaica. A yellow card was then shown to all eight starters as a warning that a further false start would result in disqualification. The recall gun went off again and this time a red card was shown to both Drummond (reaction 0.052 compared with the allowable threshold of 0.1) and Powell (0.086). Replays did appear to show that Drummond's foot twitched in the blocks, but he did not accept his fate. While Powell waited in hope behind the start, the 34 year-old American – a relay gold medallist in 1993 and 1999 – remonstrated with judges, stirred up the crowd and lay down on the track. Even when he did leave the arena, it proved impossible to start the race because of crowd noise in reaction to the affair. The heat was eventually staged after the third and fourth quarter-finals, around 55 minutes late. Later, Drummond was disqualified from the entire championships "for behaviour likely to bring the sport into disrepute."

There was a further unwanted footnote. Chambers – the Seville bronze medallist – was disqualified in retrospect after it was found that he had committed a doping violation on August 1. He had originally been part of the blanket finish, placing fourth, just three thousandths

behind Campbell. Two years later, Montgomery's disqualification was also confirmed (see report of the 2001 100m). He had originally placed fifth.

**First round (First 3 & 2 fastest to second round) (Aug 24)**

**Heat 1: (0.7)** 1, Thompson 10.15; 2, Theodorides 10.17; 3, Lewis-Francis 10.17; 4, Jarbas Mascarenhas BRA 10.36; 5, Darren Gilford MLT 10.60; 6, Abubaker El Tawerghi LBA 10.96; 7, Hadhari Djaffar COM 11.05

**Heat 2: (0.8)** 1, Williams 10.19; 2, Vries 10.20; 3, Dobos 10.22; 4, Asahara 10.23; 5, Souhalia Alamou BEN 10.46; 6, Khalil Al-Hanahneh JOR 10.81; 7, Patrick Mucci-Raoumbé GAB 11.03; Vahagn Javakhyan ARM DQ (r162.7)

**Heat 3: (0.0)** 1, Johnson 10.29; 2, Frater 10.32; 3, Chernovol 10.33; 4, Alexander Kosenkow GER 10.36; 5, Idrissa Sanou BUR 10.42; Mohamed Tamim LBN DQ (r162.7); Maqhawe Maseko SWZ DQ (r162.7)

**Heat 4: (-0.2)** 1, Campbell 10.18; 2, Macrozonaris 10.23; 3, Chen 10.31; 4, Konstantin Rurak UKR 10.46; 5, Markus Pöyhönen FIN 10.63; 6, Gian Nicola Berardi SMR 10.84; 7, Reginaldo Micha Ndong GEQ 11.47; 8, Devi Bahadur Basnet NEP 11.47

**Heat 5: (1.7)** 1, Brown 10.10; 2, Ribeiro 10.20; 3, Suryo Agung Wibowo INA 10.64; 4, Sayon Cooper LBR 10.67; 5, Jay Jay Capelle NRU 11.49; 6, Kaewanteiti Mwatiera KIR 11.86; Montgomery DQ (r40.1) (10.07)

**Heat 6: (0.5)** 1, Drummond 10.22; 2, Nthépé 10.30; 3, Osovnikar 10.31; 4, Aziz Zakari GHA 10.48; 5, Chiang Wai Hung HKG 10.70; 6, Arben Makaj ALB 10.87; 7, Nodjaldom Mobele CHA 11.38; 8, Assad Ahmadi AFG 11.99

**Heat 7: (0.1)** 1, Shirvington 10.30; 2, Németh 10.37; 3, Prodromos Katsantonis CYP 10.46; 4, Salem Al-Yami KSA 10.51; 5, Serge Bengono CMR 10.56; 6, John Howard FSM 11.08; 7, Nay Aung MYA 11.37; Chambers DQ (r40.9) (10.33)

**Heat 8: (-0.6)** 1, Nkansah 10.18; 2, Greene 10.18; 3, Emedolu 10.22; 4, Marc Burns TTO 10.28; 5, Churandy Martina AHO 10.35; 6, Xuan Tran Van VIE 10.78; 7, Mohd Yusof Alias SGP 11.02; 8, Mohammed Shamsuddin BAN 11.18

**Heat 9: (0.9)** 1, Powell 10.05; 2, Collins 10.09; 3, Myles-Mills 10.25; 4, Anson Henry CAN 10.33; 5, Eric N'Dri CIV 10.38; 6, Aaron Egbele NGR 10.43; 7, Andre Blackman GUY 10.86; 8, Zoran Josifovski MKD 11.63

**Heat 10: (0.7)** 1, Aliu 10.19; 2, Thomas 10.22; 3, Boldon 10.23; 4, Pogonon 10.26; 5, Roger Anguono-Moke CGO 10.50; 6, Sébastien Gattuso MON 10.94; 7, Jason Molisingi VAN 11.20; 8, Somphavanh Somchanmavong LAO 11.43

**Second round (First 4 to semi-finals) (Aug 24)**

**Heat 1: (0.6)** 1, Williams 10.12; 2, Vries 10.18; 3, Asahara 10.23; 4, Aimé-Issa Nthépé FRA 10.25; 5, Leo Myles-Mills GHA 10.25; 6, Matt Shirvington AUS 10.28; 7, Gábor Dobos HUN 10.34; Montgomery DQ (r40.9) (10.04)

**Heat 2: (0.7)** 1, Boldon 10.09; 2, Emedolu 10.13; 3, Macrozonaris 10.16; =4, Pogonon & Thomas 10.23; 6, Patrick Johnson AUS 10.27; Asafa Powell JAM DQ (r162.7); Jon Drummond USA DQ (r162.7)

**Heat 3: (0.0)** 1, Brown 10.01; 2, Campbell 10.14; 3, Nkansah 10.15; 4, Lewis-Francis 10.18; 5, Yórgos Theodorides GRE 10.25; 6, Michael Frater JAM 10.25; 7, Matic Osovnikar SLO 10.35; 8, Gennadiy Chernovol KAZ 10.42

**Heat 4: (0.6)** 1, Collins 10.02; 2, Greene 10.04; 3, Aliu 10.04; 4, Obadele Thompson BAR 10.14; 5, Édson Ribeiro BRA 10.28; 6, Chen Haijian CHN 10.32; 7, Roland Németh HUN 10.40; Chambers DQ (r40.9) (10.03)

**Semi-finals (First 4 to final) (Aug 25)**

**Heat 1: (0.5)** 1, Williams 10.11; 2, Emedolu 10.15; 3, Collins 10.16; 4, Nicolas Macrozonaris CAN 10.27; 5, Eric Nkansah GHA 10.39; 6, Nobuharu Asahara JPN 10.42; 7, Mark Lewis-Francis GBR 10.44; Montgomery DQ (r40.1) (10.14)

**Heat 2: (0.6)** 1, Brown 10.11; 2, Campbell 10.12; 3, Aliu 10.14; 4, Dwight Thomas JAM 10.19; 5, Ato Boldon TTO 10.22; 6, Ronald Pogonon FRA 10.25; 7, Maurice Greene USA 10.37; 8, Sherwin Vries RSA 11.41; Chambers DQ (r40.9) (10.06)

**Helsinki 2005****Final (Aug 7) (0.4)**

|    |                  |     |       |       |
|----|------------------|-----|-------|-------|
| 1, | Justin Gatlin    | USA | 9.88  | 0.157 |
| 2, | Michael Frater   | JAM | 10.05 | 0.141 |
| 3, | Kim Collins      | SKN | 10.05 | 0.146 |
| 4, | Francis Obikwelu | POR | 10.07 | 0.134 |
| 5, | Dwight Thomas    | JAM | 10.09 | 0.138 |
| 6, | Leonard Scott    | USA | 10.13 | 0.123 |
| 7, | Marc Burns       | TTO | 10.14 | 0.165 |
| 8, | Aziz Zakari      | GHA | 10.20 | 0.131 |

Until two weeks prior to the championships this was one of the most eagerly anticipated events. Then, the world record setter Asafa Powell was injured in London, and the race lost some of its gloss. Six of the heats were won in 10.19 or quicker, with Scott the fastest in 10.12. The second round saw Paris silver medallist Brown produce the fastest time (10.10) in the final heat, which saw five men qualify for the semi-finals. Olympic Champion and hot favourite Gatlin had won his heat and second round without pressing, but in the semi-finals he led by a metre before easing up in 9.99. The first heat had been won by Scott in 10.09 with a light following wind (0.5), while Gatlin's time had been run into a 1.0 wind – making Britain's Gardener somewhat unlucky not to make the final after running 10.08 in Gatlin's heat.



Scott, always a good starter, headed the field in the final after reacting fastest and driving powerfully out of the blocks. By 30m he was half a metre up on the field, with Collins and the slow-starting Gatlin battling for second. At 60m Gatlin had caught Scott, and the heavily-muscled (1.81/84kg) Scott began to fade, and Gatlin surged ahead. By the finish he was almost 2m clear. Texas Christian University graduates Frater and Collins filled the lesser medal positions. The race was run at 9.30pm with the temperature at 18°C, less than perfect conditions for a fast time.

"Even if Asafa had been in the race I'd have been number one," said Gatlin, who went on to win the Helsinki 200m. "I'm the one who came to the big dance and stopped the show." Gatlin was suspended for four years in April 2006 when he failed a doping control test for testosterone. He has subsequently returned to the highest level.

#### First round (First 3 & 8 fastest to second round) (Aug 6)

**Heat 1: (0.6)** 1, Obikwelu 10.17; 2, Crawford 10.23; 3, Collio 10.27; 4, Macrozonaris CAN 10.40; 5, Philam Garcia GUM 10.79; 6, Derrick Atkins BAH 11.57; 7, Harmon Harmon COK 11.84; 8, Mariuti Uan KIR 11.92

**Heat 2: (0.9)** 1, Pognon 10.15; 2, Waugh 10.16; 3, Fasuba 10.19; 4, Hoogmoed 10.31; 5, Chyla 10.39; 6, Shameer Ayub SGP 10.82; 7, Chi Kun Au MAC 11.11

**Heat 3: (0.9)** 1, Thomas 10.15; 2, Johnson 10.20; 3, Brown 10.25; 4, Osovnikar 10.40; 5, Markus Pöyhönen FIN 10.49; 6, Souhalia Alamou BEN 10.90; 7, Wally Kirika PNG 11.01

**Heat 4: (0.4)** 1, Gatlin 10.16; 2, Ross 10.28; 3, Asahara 10.40; 4, Lewis-Francis 10.40; 5, Leigh Julius RSA 10.51; 6, Darrel Roligat NMI 11.49; 7, Daraphirit Sam CAM 11.85

**Heat 5: (0.0)** 1, Scott 10.12; 2, Emedolu 10.17; 3, Harper 10.31; 4, Thompson 10.32; 5, Pierre Browne CAN 10.50; 6, Deamo Baguga NRU 11.64; 7, Phomma Kheiabmavong LAO 11.83

**Heat 6: (0.4)** 1, Devonish 10.25; 2, Burns 10.42; 3, Martina 10.46; 4, Thalasang Molapisi BOT 10.71; 5, Vazaldes Nascimento STP 11.07; 6, John Howard FSM 11.24; 7, Ali Shareef MDV 11.44; Eric N'Dri CIV DNF

**Heat 7: (0.3)** 1, Collins 10.31; 2, Frater 10.32; 3, Sanou 10.43; 4, Al-Yami 10.45; 5, Sainfleu 10.47; 6, Rolando Palacios HON 10.73; 7, Wilfried Bingangoye GAB 10.86; 8, Darren Gilford MLT 10.89

**Heat 8: (-1.4)** 1, Gardener GBR 10.19; 2, Zakari GHA 10.30; 3, Aliu NGR 10.36; 4, Daniel Bailey ANT 10.49; 5, Cláudio Roberto Souza BRA 10.55; 6, Fonseca Neto ANG 11.01; 7, Reginaldo Micha Ndong GEQ 11.57

#### Second round (First 3 & 4 fastest to semi-finals) (Aug 6)

**Heat 1: (-2.0)** 1, Gatlin 10.27; 2, Thomas 10.28; 3, Zakari 10.41; 4, Patrick Johnson AUS 10.48; 5, Mark Lewis-Francis GBR 10.53; 6, Nobuharu Asahara JPN 10.58; 7, Simone Collio ITA 10.60; Lukasz Chyla POL DNS

**Heat 2: (-1.2)** 1, Scott 10.19; 2, Fasuba 10.24; 3, Burns 10.29; 4, Collins 10.32; 5, Ainsley Waugh JAM 10.39; 6, Churandy Martina AHO 10.48; 7, Guus Hoogmoed NED 10.51; 8, Juan Sainfleu DOM 10.74

**Heat 3: (0.7)** 1, Obikwelu 10.19; 2, Crawford 10.25; 3, Gardener 10.31; 4, Ross 10.31; 5, Deji Aliu NGR 10.39; 6, Jacey Harper TTO 10.39; 7, Matic Osovnikar SLO 10.48; 8, Nicolas Macrozonaris CAN 10.48

**Heat 4: (-1.0)** 1, Brown 10.10; 2, Pognon 10.11; 3, Frater 10.12; 4, Emedolu 10.16; 5, Marlon Devonish GBR 10.20; 6, Obadele Thompson BAR 10.34; 7, Salem Mubarak Al-Yami KSA 10.48; 8, Idrissa Sanou BUR 10.80

#### Semi-finals (First 4 to final) (Aug 7)

**Heat 1: (0.5)** 1, Scott 10.08; 2, Frater 10.09; 3, Burns 10.12; 4, Obikwelu 10.13; 5, Olusoji Fasuba NGR 10.18; 6, Marlon Devonish GBR 10.24; 7, Joshua Ross AUS 10.27; 8, Shawn Crawford USA 10.28

**Heat 2: (-1.0)** 1, Gatlin 9.99; 2, Zakari 10.00; 3, Thomas 10.06; 4, Collins 10.07; 5, Jason Gardener GBR 10.08; 6, Uchenna Emedolu NGR 10.16; 7, Darrel Brown TTO 10.16; 8, Ronald Pognon FRA 10.17

Gay's compatriots. Jelks was injured and Samuels eliminated in the quarter-finals.

For the first time in world championship 100m history, athletes from eight different countries qualified for the final. In the big race Powell was off quicker than his rivals, and he was a half metre ahead by 30m (3.83 for Powell, 3.86 for Gay), with Atkins a fraction behind the American. Powell still held the lead by two hundredths at 60m (6.42), but the Jamaican was beginning to tense up. Gay caught him at 70m, before surging away to win from Atkins, who himself caught Powell just after 90m. The Jamaican admitted that he "just panicked and tightened up", while Gay noted that "at about 70m I knew I had a great chance of winning." The winner ran the two halves of his race in 5.59 and 4.26 compared with 5.62/4.29 by Atkins and 5.57/4.39 Powell.

#### First round (First 3 & 8 fastest to second round) (Aug 25)

**Heat 1: (1.0)** 1, Asahara 10.14; 2, Gay 10.19; 3, Vries 10.30; 4, Collins 10.34; 5, José Carlos Moreira BRA 10.46; 6, Muhammad Patoniah INA 10.92; 7, Tyrone Omar NMI 11.00; 8, lowane Dovumatua FIJ 11.09; 9, Tim Natua KIR 11.51

**Heat 2: (1.0)** 1, Christian 10.16; 2, Pickering GBR 10.24; 3, Atkins BAH 10.25; 4, Fasuba NGR 10.27; 5, Sandro Viana BRA 10.46; 6, Darren Gilford MLT 10.92; 7, Keiron Rogers AIA 11.05; 8, Reginaldo Micha Ndong GEQ 11.59; 9, Tika Ram Tharu NEP 11.83

**Heat 3: (-1.5)** 1, Devonish 10.13; 2, Osovnikar 10.21; 3, Collio 10.22; 4, Gibrilla Pato Bangura SLE 10.50; 5, Béranger Bossé CAF 10.59; 6, Jaye Jaye Capelle NRU 11.02; 7, Pao Hin Fong MAC 11.21; Francis Obikwelu POR DQ (r162.7)

**Heat 4: (-1.5)** 1, Thompson 10.29; 2, Henry 10.31; 3, Rodríguez 10.37; 4, Idrissa Sanou BUR 10.61; 5, Franklin Nazareno ECU 10.73; 6, Chris Meke Walasi SOL 11.07; 7, Sloane Sanitua ASA 12.64; 8, Mark Jelks USA 13.64

**Heat 5: (-0.1)** 1, Vizcaino 10.21; 2, Campbell 10.31; 3, de Lima 10.34; 4, Samuels 10.39; 5, Wilfried Bingangoye GAB 10.53; 6, Yahya Hassan Habeeb KSA 10.65; 7, Aisea Tohi TGA 11.10; 8, Muhammad Haziq Haji Awang BRU 11.22

**Heat 6: (1.5)** 1, Bledman 10.29; 2, Powell 10.34; 3, Mbandjock 10.36; 4, Suci 10.38; 5, Holder da Silva GBS 10.68; 6, Ruslan Abbasov AZE 10.72; 7, Boriš Savić MNE 10.88; 8, Moussa Camara GUI 11.49; 9, Odingo Gordon MNT 11.58

**Heat 7: (-0.1)** 1, Carter 10.17; 2, Tsukahara 10.20; 3, Johnson 10.25; 4, La Mastra 10.27; 5, Sébastien Gattuso MON 10.55; 6, Jurgen Themen SUR 10.96; 7, Jack Howard FSM 11.03; 8, Dayne O'Hara NFI 11.86; Samuel Francis QAT DNF

**Heat 8: (-1.0)** 1, Martina 10.16; 2, Lewis-Francis 10.21; 3, Burns 10.22; 4, Ross 10.34; 5, Kuć 10.42; 6, Zumer 10.45; 7, Mounir Mahadi CHA 11.24; 8, Walid Anwari AFG 11.75

#### Second round (First 4 to semi-finals) (Aug 25)

**Heat 1: (0.8)** 1, Powell 10.01; 2, Atkins 10.02; 3, Osovnikar 10.13; 4, Asahara 10.16; 5, Rosario La Mastra ITA 10.32; 6, Dariusz Kuć POL 10.37; 7, Martial Mbandjock FRA 10.39; 8, Richard Thompson TTO 10.44

**Heat 2: (-0.5)** 1, Gay 10.06; 2, Devonish 10.13; 3, Fasuba 10.24; 4, Campbell 10.28; 5, Simone Collio ITA 10.31; 6, Keston Bledman TTO 10.33; 7, Ángel David Rodríguez ESP 10.39; 8, Jan Zumer SLO 10.44

**Heat 3: (-0.6)** 1, Martina 10.10; 2, Lewis-Francis 10.17; 3, Henry 10.20; 4, Carter 10.23; 5, J-Mee Samuels USA 10.29; 6, Patrick Johnson AUS 10.29; 7, Sherwin Vries RSA 10.36; 8, Florin Suci ROU 10.41

**Heat 4: (-0.3)** 1, Pickering 10.21; 2, Burns 10.21; 3, Christian 10.26; 4, Collins 10.30; 5, Naoki Tsukahara JPN 10.31; 6, Vicente de Lima BRA 10.38; 7, Henry Vizcaino CUB 10.40; 8, Joshua Ross AUS 10.42

#### Semi-finals (First 4 to final) (Aug 26)

**Heat 1: (0.3)** 1, Atkins 10.04; 2, Powell 10.08; 3, Osovnikar 10.17; 4, Burns 10.21; 5, Kim Collins SKN 10.21; 6, Craig Pickering GBR 10.29; 7, Brendan Christian ANT 10.29; 8, Nobuharu Asahara JPN 10.36

**Heat 2: (0.1)** 1, Gay 10.00; 2, Devonish 10.12; 3, Martina 10.15; 4, Fasuba 10.18; 5, Mark Lewis-Francis GBR 10.19; 6, Anson Henry CAN 10.20; 7, Nesta Carter JAM 10.28; 8, Clement Campbell JAM 10.28

## Osaka 2007

### Final (Aug 26) (-0.5)

|    |                  |     |       |       |
|----|------------------|-----|-------|-------|
| 1, | Tyson Gay        | USA | 9.85  | 0.143 |
| 2, | Derrick Atkins   | BAH | 9.91  | 0.137 |
| 3, | Asafa Powell     | JAM | 9.96  | 0.145 |
| 4, | Olusoji Fasuba   | NGR | 10.07 | 0.130 |
| 5, | Churandy Martina | AHO | 10.08 | 0.180 |
| 6, | Marlon Devonish  | GBR | 10.14 | 0.149 |
| 7, | Matic Osovnikar  | SLO | 10.23 | 0.172 |
| 8, | Marc Burns       | TTO | 10.29 | 0.166 |

There were two principals, Gay who had run 9.84 in the US Championships, while world record holder Powell, recovering from an injury, had a 9.90 to his credit from July. After Devonish had been fastest in the heats, the quarter-finals saw the contenders easing back, as Powell ran 10.01, coming off the throttle at 60m. In the semi-finals Powell again shut down, and was headed by Atkins, while Gay won the other race in 10.00. A feature of the preliminaries was the failure of

## Berlin 2009

### Final (Aug 16) (0.9)

|    |                  |     |                    |       |
|----|------------------|-----|--------------------|-------|
| 1, | Usain Bolt       | JAM | 9.58 <sup>WR</sup> | 0.146 |
| 2, | Tyson Gay        | USA | 9.71               | 0.144 |
| 3, | Asafa Powell     | JAM | 9.84               | 0.134 |
| 4, | Daniel Bailey    | ANT | 9.93               | 0.129 |
| 5, | Richard Thompson | TTO | 9.93               | 0.119 |
| 6, | Dwain Chambers   | GBR | 10.00              | 0.123 |
| 7, | Marc Burns       | TTO | 10.00              | 0.165 |
| 8, | Darvis Patton    | USA | 10.34              | 0.149 |

The three favourites took things very easy in the first round with Gay (10.16) running the fastest time of the morning and Bolt (10.20) looking very relaxed. Powell was too relaxed, and eased off so much that he almost missed qualifying. He returned with the fastest time of the second round (9.95).



A frisson of shock ran through the crowd when Bolt false-started in the first semi-final. The Jamaican took an early lead when the field did get away, and was a body length clear at 70m before easing down to win in 9.89. The second semi-final featured a poor start by Gay, and a smooth pickup by Powell. Gay eventually took the lead with 10m to go.

With expectations high of a special performance from Bolt, the field got away first time in the final, with Bolt marginally ahead of the field by 20m. From that point on, Bolt was quicker than the opposition with each stride. Despite the fact that Tyson Gay was operating at US record pace, Bolt effortlessly and majestically flowed away. By 60m – reached in an unprecedented 6.31 – Bolt was clearly ahead of Gay (6.39) and Powell (6.42). By 80m Bolt (7.92) was about a metre clear of Gay (8.01), with Powell (8.10) easing off slightly in the knowledge that he would place no better than third.

In Beijing exactly one year earlier, Bolt shut down at this point but still set a world record 9.69. This time he continued running hard and the result was 9.58 (9.572), while Gay ran a magnificent 9.71 (9.705). Less than a metre covered the next four, with Bailey just edging Thompson for fourth by 0.004, and Chambers an identically small margin ahead of Burns for sixth. The Trinidadian thus went one better than in Osaka.

#### First round (First 3 & 4 fastest to second round) (Aug 15)

**Heat 1: (-0.4)** 1, Frater 10.30; 2, Abrantes 10.41; 3, Kimura 10.47; 4, Simone Collio ITA 10.49; 5, Matic Osovnikar SLO 10.52; 6, Bérénger Bossé CAF 10.55; 7, Jack Iroga SOL 10.98; Dominic Carroll GIB DNF

**Heat 2: (-0.2)** 1, Patton 10.26; 2, Di Gregorio 10.35; 3, Eriguchi 10.38; 4, Barakat Al-Harhi OMA 10.41; 5, Stefan Schwab GER 10.50; 6, Liqat Ali PAK 10.64; 7, Oumar Bella Bah GUI 11.20

**Heat 3: (-0.4)** 1, Mbandjock 10.28; 2, Metu 10.38; 3, Powell 10.38; 4, Aziz Ouhadi MAR 10.40; 5, Derrick Atkins BAH 10.44; 6, Ivano Bucci SMR 11.24; 7, Leon Mengloi PLW 11.60

**Heat 4: (-0.1)** 1, Chambers 10.18; 2, Fasuba 10.31; 3, Edwards 10.32; 4, Ben Youssef Meité CIV 10.41; 5, Shehan Abeypitiyage SRI 10.53; 6, Wilfried Bingangoye GAB 10.62; 7, Mohamed Faisal BRU 11.12; 8, Massoud Azizi AFG 11.79

**Heat 5: (-0.7)** 1, Bailey 10.26; 2, Ndure 10.35; 3, Griffith 10.37; 4, Tobias Unger GER 10.42; 5, Adrian Durant ISV 10.46; 6, Jurgen Themen SUR 11.24; 7, Yondan Namelo FSM 11.78

**Heat 6: (-0.8)** 1, Lemaitre 10.23; 2, Burns 10.39; 3, Kuć 10.46; 4, Ryan Moseley AUT 10.58; 5, Franklin Nazareno ECU 10.71; 6, Tsui Chi Ho HKG 10.77; 7, Mohamed Masudul Karim BAN 11.32; 8, Quaski Itaia NRU 11.76

**Heat 7: (0.4)** 1, Hinds 10.30; 2, Williamson 10.34; 3, Pogonon 10.35; 4, Keller 10.35; 5, Rodriguez 10.39; 6, Basilio de Morães BRA 10.54; 7, Denvil Ruan AIA 11.31; 8, Soulisack Silisavadyao LAO 11.66

**Heat 8: (0.0)** 1, Francis 10.21; 2, Callander 10.24; 3, Martina 10.26; 4, Grueso 10.27; 5, Palacios 10.28; 6, Lumaín Fernando INA 10.76; 7, Hussain Haleem MDV 11.00; 8, Su Wai'bou Sanneh GAM 11.02

**Heat 9: (-0.5)** 1, Bolt 10.26; 2, Phiri 10.30; 3, Oghoogheneonano 10.30; 4, Bryan Barnett CAN 10.42; 5, José Carlos Moreira BRA 10.55; 6, Aisea Tohi TGA 11.32; 7, Okilani Tinilau TUV 11.57

**Heat 10: (-0.3)** 1, Thompson 10.36; 2, Edgar 10.42; 3, Magakwe 10.54; 4, Aziz Zakari GHA 10.57; 5, Idrissa Sanou BUR 10.74; 6, Youssouf Mhadjoub COM 10.89; 7, Desislav Gunev BUL 11.07; 8, Nooa Takooa KIR 11.74

**Heat 11: (-0.2)** 1, Gay 10.16; 2, Collins 10.28; 3, Cerutti 10.36; 4, Kemar Hyman CAY 10.59; 5, Carlos Jorge DOM 10.73; 6, Aaron Victorian AIA 11.37; 7, Tiraa Arere COK 11.55

**Heat 12: (-0.4)** 1, Rodgers 10.25; 2, Tsukahara 10.28; 3, Harris 10.35; 4, Ramon Gittens BAR 10.47; 5, Cédric Nabe SUI 10.51; 6, Danny D'Souza SEY 10.92; 7, Phillip Poznanski MHL 11.97; 8, Clayton Kenty NMI 12.29

#### Second round (First 3 & 1 fastest to semi-finals) (Aug 15)

**Heat 1: (-0.7)** 1, Chambers 10.04; 2, Thompson 10.08; 3, Mbandjock 10.22; 4, Emanuele Di Gregorio ITA 10.26; 5, Adam Harris GUY 10.39; 6, Arnaldo Abrantes POR 10.40; 7, Martin Keller GER 10.40; 8, Masashi Eriguchi JPN 10.45

**Heat 2: (0.4)** 1, Rodgers 10.01; 2, Edgar 10.12; 3, Tsukahara 10.15; 4, Phiri 10.16; 5, Egwero Oghoogheneonano NGR 10.19; 6, Simon Magakwe RSA 10.71; Daniel Grueso COL DQ (r162.7); Christophe Lemaitre FRA DQ (r162.7)

**Heat 3: (-0.4)** 1, Powell 9.95; 2, Patton 10.05; 3, Burns 10.12; 4, Kim Collins SKN 10.20; 5, Samuel Francis QAT 10.20; 6, Olusoji Fasuba NGR 10.25; 7, Ronald Pogonon FRA 10.27; 8, Shintaro Kimura JPN 10.54

**Heat 4: (0.1)** 1, Gay 9.98; 2, Frater 10.09; 3, Ndure 10.16; 4, Andrew Hinds BAR 10.23; 5, Adrian Griffith BAH 10.28; 6, Obinna Metu NGR 10.36; 7, Fabio Cerutti ITA 10.37; 8, Ángel David Rodríguez ESP 10.39

**Heat 5: (0.1)** 1, Bailey 10.02; 2, Bolt 10.03; 3, Edwards 10.15; 4, Churandy Martina AHO 10.19; 5, Simeon Williamson GBR 10.23; 6, Rolando Palacios HON 10.24; 7, Emmanuel Callander TTO 10.27; 8, Dariusz Kuć POL 10.38

#### Semi-finals (First 4 to final) (Aug 16)

**Heat 1: (0.2)** 1, Bolt 9.89; 2, Bailey 9.96; 3, Patton 9.98; 4, Burns 10.01; 5, Mike Rodgers USA 10.04; 6, Martial Mbandjock FRA 10.18; 7, Jaysuma Saidy Ndure NOR 10.20; Tyrone Edgar GBR DQ (r162.7)

**Heat 2: (-0.2)** 1, Gay 9.93; 2, Powell 9.95; 3, Thompson 9.98; 4, Chambers 10.04; 5, Michael Frater JAM 10.14; 6, Rae Edwards USA 10.14; 7, Gerald Phiri ZAM 10.19; 8, Naoki Tsukahara JPN 10.25

#### Final (Aug 28) (-1.4)

|    |                     |     |             |        |
|----|---------------------|-----|-------------|--------|
| 1, | Yohan Blake         | JAM | 9.92        | 0.174  |
| 2, | Walter Dix          | USA | 10.08       | 0.175  |
| 3, | Kim Collins         | SKN | 10.09       | 0.155  |
| 4, | Christophe Lemaitre | FRA | 10.19       | 0.179  |
| 5, | Daniel Bailey       | ANT | 10.26       | 0.165  |
| 6, | Jimmy Vicaut        | FRA | 10.27       | 0.162  |
| 7, | Nesta Carter        | JAM | 10.95       | 0.154  |
|    | Usain Bolt          | JAM | DQ (r162.7) | -0.104 |

The defining moment of the 2011 World Championships came at 20:43 on Sunday, August 28 when at the beginning of the 100m final, the biggest name in athletics – Usain Bolt – was disqualified for a false start. The Jamaican star immediately knew he was at fault and ripped off his shirt in disgust as soon as the runners were recalled. The equipment showed that he had moved 0.104 before the gun. After the shocked crowd fell silent, the race got off at the second time of asking, with 2003 champion Collins taking a small but clear lead from Bolt's training partner Blake. It took the Jamaican 50m to catch the 2003 champion, but he then went clear to win by almost two metres from Dix, who just caught Collins on the line. It was felt that the winning time was worth around 9.85 in windless conditions.

Unlike Jon Drummond eight years earlier, Bolt did not complain about the rules. "Looking for tears?" he asked a small group of reporters after the race. "Not going to happen. I'm okay." There were a total of 10 false start disqualifications in Daegu compared with three in Berlin and five in Osaka, though of course in those years there were many more false starts allowed as the instant disqualification rule did not come into force until January 2010.

A first for these championships was the staging of a "preliminary" round for athletes in the 100m who did not have at least a Daegu "B" qualifying time (10.25). Those who advanced from that stage joined the pre-qualified performers in the first of three remaining rounds.

#### Preliminary round (First 3 & 1 fastest time to "First" round) (Aug 27)

**Heat 1: (1.7)** 1, Haroun 10.44; 2, Rogers 10.55; 3, Themen 10.84; 4, George Pine KIR 11.34; 5, Kitavanah Kountavong LAO 11.42; 6, Joshua Jeremiah NRU 11.44; 7, Okilani Tinilau TUV 11.58; 8, Christopher Lima Da Costa STP 11.61

**Heat 2: (1.2)** 1, Ho 10.45; 2, Fadlin 10.70; 3, Tharu 11.00; 4, Rodman Teltull PLW 11.31; 5, Mohamed Ghassem Ahmed Taled MTN 11.50; 6, Massoud Azizi AFG 11.64; 7, John Howard FSM 11.71; Kim Gook-Young KOR DQ (r162.7)

**Heat 3: (-1.3)** 1, Kobéané 10.64; 2, Goeloe 10.73; 3, Ee 10.76; 4, Kimbembe 10.85; 5, Joseph Andy Lui TGA 11.48; 6, Bleddee Jarry LBR 11.49; 7, Ah Chong Sam Chong SAM 12.36; 8, Orrin Ogomoro Pharmin NMI 12.60

**Heat 4: (-0.9)** 1, Ilin 10.86; 2, Toyb 11.07; 3, Karl Farrugia MLT 11.21; 4, Francis Manioru SOL 11.28; 5, Federico Gorrieri SMR 11.42; 6, Sogelau Tuvalu ASA 15.66. Imran DQ (r40.9) (10.77)

#### First round (First 3 & 3 fastest to semi-finals) (Aug 27)

**Heat 1: (-1.7)** 1, Collins 10.13; 2, Kimmons 10.32; 3, Thompson 10.34; 4, Su Wai'bou Sanneh GAM 10.50; 5, Ronalds Arājs LAT 10.52; 6, Peter Emelieze NGR 10.58; 7, Delivert Kimbembe CGO 10.94; Adrian Griffith BAH DQ (r162.7)

**Heat 2: (-1.7)** 1, Dix 10.25; 2, Aikines-Aryeete 10.28; 3, Bledman 10.32; 4, Hinds 10.41; 5, Jason Smyth IRL 10.57; 6, Egwero Ogho-Ogene NGR 10.57; 7, Geronimo Goeloe ARU 10.84; 8, Mohd Fadlin INA 11.10

**Heat 3: (-1.0)** 1, Lemaitre 10.14; 2, Gatlin 10.31; 3, Martina 10.32; 4, Devonish 10.34; 5, Carlos Jorge DOM 10.62; 6, Gabriel Mvumvure ZIM 10.63; 7, Keiron Rogers AIA 10.96; 8, Dmitrii Ilin KGZ 11.00

**Heat 4: (-1.3)** 1, Blake 10.12; 2, Vicaut 10.25; 3, Makusha 10.31; 4, Warner 10.33; 5, Ramon Gittens BAR 10.42; 6, Ben Youssef Meité CIV 10.45; 7, Gérard Kobéané BUR 10.59; 8, Jurgen Themen SUR 10.94

**Heat 5: (-1.2)** 1, Carter 10.26; 2, Bailey 10.34; 3, Ouhadi 10.42; 4, Rytis Sakalauskas LTU 10.42; 5, Marek Niit EST 10.53; 6, Aziz Zakari GHA 10.55; 7, Gary Yeo Foo Ee SGP 10.85. Hadi Md Nor Imran MAS DQ (r40.9) (10.75)

**Heat 6: (-0.7)** 1, Bolt 10.10; 2, Chambers 10.28; 3, Rodríguez 10.37; 4, Simon Magakwe 10.53; 5, Nilson André 10.54; 6, Gerald Phiri 10.60; 7, Abdouraim Haroun 10.72; 8, Moudjib Toyb 11.12

**Heat 7: (-1.2)** 1, Frater 10.26; 2, Ndure 10.33; 3, Kuć 10.36; 4, Reto Schenkel SUI 10.44; 5, Aaron Armstrong TTO 10.48; 6, Álvaro Gómez COL 10.62; 7, Tsui Chi Ho HKG 10.65; 8, Tilak Ram Tharu NEP 11.32

#### Semi-finals (First 2 & 2 fastest to final) (Aug 28)

**Heat 1: (-0.4)** 1, Blake 9.95; 2, Dix 10.05; 3, Vicaut 10.10; 4, Bailey 10.14 (10.136); 5, Keston Bledman TTO 10.14 (10.139); 6, Andrew Hinds BAR 10.32; 7, Ángel David Rodríguez ESP 10.49; Dwain Chambers GBR DQ (r162.7)

**Heat 2: (-1.0)** 1, Bolt 10.05; 2, Lemaitre 10.11; 3, Richard Thompson TTO 10.20; 4, Trell Kimmons USA 10.21; 5, Jaysuma Saidy Ndure NOR 10.21; 6, Michael Frater JAM 10.23; 7, Marlon Devonish GBR 10.25; 8, Dariusz Kuć POL 10.51

**Heat 3: (-0.8)** 1, Collins 10.08; 2, Carter 10.16; 3, Harry Aikines-Aryeetey GBR 10.23; 4, Justin Gatlin USA 10.23; 5, Ngonidzashe Makusha ZIM 10.27; 6, Churandy Martina NED 10.29; 7, Aziz Ouhadi MAR 10.45; 8, Justyn Warner CAN 10.47

## Moscow 2013

### Final (Aug 11) (-0.3)

|    |                     |     |       |       |
|----|---------------------|-----|-------|-------|
| 1, | Usain Bolt          | JAM | 9.77  | 0.163 |
| 2, | Justin Gatlin       | USA | 9.85  | 0.163 |
| 3, | Nesta Carter        | JAM | 9.95  | 0.157 |
| 4, | Kemar Bailey-Cole   | JAM | 9.98  | 0.186 |
| 5, | Nickel Ashmeade     | JAM | 9.98  | 0.142 |
| 6, | Mike Rodgers        | USA | 10.04 | 0.158 |
| 7, | Christophe Lemaitre | FRA | 10.06 | 0.154 |
| 8, | James Dasaolu       | GBR | 10.21 | 0.177 |

This event was overshadowed when in July 2013, it was announced that two of the biggest names in sprinting – Tyson Gay and Asafa Powell – had each failed doping tests. Gay at the US Championships on June 23 and Powell at his own national championships two days earlier. With Yohan Blake injured, returning drug offender Gatlin appeared to be the biggest opponent to Bolt as both set out to win back this particular title. In Rome on June 6, the American had beaten the Jamaican, 9.95 to 9.96.

In spite of all the big absentees, Zhang found that a Chinese record of exactly ten seconds (10.000) was not enough to reach the final, in which Gatlin and Bolt were drawn next to each other. Before the finalists went to their marks, the rain started falling and Bolt mimed the opening and raising of an umbrella.

After the starting gun fired, Gatlin and Bolt registered the same reaction time of 0.163. The American translated that into a quicker pick-up and led until Bolt caught him at the 55m mark. The Jamaican then cruised away to win by a metre. Three more Jamaicans followed in places 3-4-5.

At the instant of Bolt's victory, one of the defining moments of any World Championships was captured by a remote control camera. French photographer Olivier Morin had positioned his device to get a wide shot of the finish of the race with the rim of the stadium roof and sky in the background. One of his pictures showed a lightning flash overhead just as Bolt crossed the line on the rainsoaked track. "It's luck and luck only," said Morin.

### Preliminary round (First 2 & 3 fastest to first round) (Aug 10)

**Heat 1:** (-0.4) 1, Bailey 10.51; 2, da Silva 10.59; 3, Riste Pandev MKD 10.97; 4, Faresa Kapsi ASA 11.21; 5, Mikel De Sa AND 11.24; 6, Daniel Philimon VAN 11.53; 7, Christopher Lima Da Costa STP 11.79

**Heat 2:** (0.3) 1, Brednev 10.49; 2, Bologo 10.51; 3, Sapwaturrahman 10.75; 4, Keiron Rogers AIA 10.80; 5, Jesus T. Iguel NMA 11.65; 6, Roman Cress MHL 11.65; 7, Gauthier Okawe GAB 11.83; 8, McCaffrey Gilmete FSM 11.86

**Heat 3:** (-0.5) 1, Al-Harathi 10.47; 2, Tabakaucoro 10.53; 3, Adam 10.56; 4, Hugues Tshiyinga Mafo COD 11.11; 5, Md. Mesbah Ahmmed BAN 11.23; 6, Michael Alico GUM 11.39; 7, Okilani Tinilau TUV 11.57

**Heat 4:** (-0.4) 1, Loong 10.52; 2, Burns 10.63; 3, Alberg 10.70; 4, Delivert Kimbembe CGO 10.77; 5, Mohammed Abukhousa PLE 10.87; 6, Denielsan Martins CPV 10.92; 7, Siueni Filimone TGA 10.93; 8, Massoud Azizi AFG 11.78

### First round (First 3 & 3 fastest to semi-finals) (Aug 10)

**Heat 1:** (-0.2) 1, Bailey-Cole 10.02; 2, Lemaitre 10.12; 3, Mvumvure 10.28; 4, Adam Harris GUY 10.30; 5, Martin Keller GER 10.32; 6, Su Wai'buo Saneh GAM 10.46; 7, Innocent Bologo BUR 10.57; 8, Calvin Kang Li Loong SGP 10.66

**Heat 2:** (-0.4) 1, Carter 10.11; 2, Martina 10.17; 3, Smellie 10.30; 4, Yoshihide Kiryu JPN 10.31; 5, Andrew Hinds BAR 10.38; 6, Adam Zavacký SVK 10.46; 7, Alex Quiñonez ECU 10.50; Ifrish Alberg SUR DNF

**Heat 3:** (-0.3) 1, Gatlin 9.99; 2, Bledman 10.02; 3, Chambers 10.14; 4, Adams 10.18; 5, Sam Effah CAN 10.21; 6, Shavez Hart BAH 10.36; 7, Akani Simbini RSA 10.38; 8, Idrissa Adam CMR 10.70

**Heat 4:** (-0.2) 1, Zhang 10.04; 2, Thompson 10.14; 3, Rodgers 10.19; 4, Dasaolu 10.20; 5, Julian Reus GER 10.27; 6, Denis Dimitrov BUL 10.29; 7, Barakat Al-Harathi OMA 10.53; 8, Shernyl Burns MNT 10.69

**Heat 5:** (-0.1) 1, Vicaut 10.06; 2, Brown 10.15; 3, Francis 10.21; 4, Ángel David Rodríguez ESP 10.23; 5, Charles Silmon USA 10.34; 6, Reza Ghasemi IRI 10.46; 7, Aleksandr Brednev RUS 10.52; 8, Holder da Silva GBS 10.70

**Heat 6:** (-0.1) 1, Rodgers 9.98; 2, Ashmeade 10.12; 3, Aikines-Aryeetey 10.16; 4, Su 10.16; 5, Egwero Ogbo-Ogene NGR 10.26; 6, Daniel Bailey ANT 10.45; 7, Ratu Banuve Tabakaucoro FIJ 10.53; 8, Hassan Taftian IRI 10.57

**Heat 7:** (-0.4) 1, Bolt 10.07; 2, Jobodwana 10.17; 3, Gittens 10.19; 4, Ryota Yamagata JPN 10.21; 5, Rondell Sorrillo TTO 10.25; 6, Hua Wilfried Koffi CIV 10.40; 7, Sapwaturrahman INA 10.89; Kemar Hyman CAY DQ (r162.7)

### Semi-finals (First 2 & 2 fastest to final) (Aug 11)

**Heat 1:** (-0.2) 1, Gatlin 9.94; 2, Carter 9.97; 3, Jimmy Vicaut FRA 10.01; 4, Anaso Jobodwana RSA 10.17; 5, Richard Thompson TTO 10.19; 6, Gabriel Mvumvure ZIM 10.21; 7, Harry Aikines-Aryeetey GBR 10.34; Su Bingtian CHN DQ (r162.7)

**Heat 2:** (0.4) 1, Ashmeade 9.90; 2, Bailey-Cole 9.93; 3, Dasaolu 9.97; 4, Lemaitre 10.00 (9.991); 5, Zhang Peimeng CHN 10.00 (10.000); 6, Dwain Chambers GBR 10.15; 7, Jason Rogers SKN 10.15; 8, Gavin Smellie CAN 10.30

**Heat 3:** (0.1) 1, Bolt 9.92; 2, Rodgers 9.93; 3, Keston Bledman TTO 10.08; 4, Churandy Martina NED 10.09; 5, Aaron Brown CAN 10.15; 6, Antoine Adams SKN 10.17; 7, Ramon Gittens BAR 10.31; Samuel Francis QAT DNS

## Beijing 2015

### Final (Aug 23) (-0.5)

|     |                 |     |       |       |         |
|-----|-----------------|-----|-------|-------|---------|
| 1,  | Usain Bolt      | JAM | 9.79  | 0.159 | (9.784) |
| 2,  | Justin Gatlin   | USA | 9.80  | 0.165 | (9.784) |
| =3, | Trayvon Bromell | USA | 9.92  | 0.135 | (9.911) |
|     | Andre De Grasse | CAN | 9.92  | 0.136 | (9.911) |
| 5,  | Mike Rodgers    | USA | 9.94  | 0.139 |         |
| 6,  | Tyson Gay       | USA | 10.00 | 0.128 |         |
| 7,  | Asafa Powell    | JAM | 10.00 | 0.144 |         |
| 8,  | Jimmy Vicaut    | FRA | 10.00 | 0.170 |         |
| 9,  | Su Bingtian     | CHN | 10.06 |       |         |

The gold and silver medallists from 2013 were back again, and this time Gatlin was favoured to defeat Bolt. The American had been unbeaten for more than a year, whereas the Jamaican had been hampered with injury and appeared sparingly during 2015. Gatlin immediately impressed with a marginally-windy 9.83 heat. In the semi-finals, Bolt stumbled out of the blocks and had to work hard to edge De Grasse, as both ran 9.96. Gatlin then again stood out with a blistering 9.77 to beat Rodgers. Three men registered 9.99 for the two fastest loser spots, and two of those (Su and Vicaut) each clocked 9.987. Both men were therefore advanced, so nine lanes were used in the final. For the second successive World Championships, a runner clocking 10.00 was eliminated.

Gatlin was away fastest in the final where Bolt also produced a reasonable start. There was little to choose between the two men at halfway, with Bromell and Su very close behind. Over the next 25m, Gatlin opened up a slight lead, as only Bolt remained within striking distance. Gatlin stayed in front, but "over the last five metres I kind of stumbled a little bit," he later admitted. Bolt, straining mightily, caught the American and edged through the line 0.013 ahead. The Jamaican therefore became the first athlete with nine gold medals from the IAAF World Championships.

De Grasse, finishing fastest of all, drew level with Bromell, so the two US collegians shared the bronze medal. The times for seventh to ninth were the fastest-ever for those positions.

### Preliminary round (First 3 & 3 fastest to first round) (Aug 22)

**Heat 1: (-0.8)** 1, Tabakaucoro 10.50; 2, Saaid 10.56; 3, Ismail 10.73; 4, Anderson 10.84; 5, Joao Manuel Pina de Barros STP 11.07; 6, La Shondra David Mosa'ati TGA 11.08; 7, Mohamed Lamine Dansoko GUI 11.11; 8, Leong Wang Kuong MAC 11.31; 9, M. Dagiero Dagiero NRU 11.81

**Heat 2: (-0.3)** 1, Al-Harathi 10.31; 2, Teltull 10.71; 3, Pandev 10.94; 4, Womel Brandy Mento VAN 11.17; 5, Gregory Bradai PYF 11.29; 6, Etimoni Timuani TUV 11.72; 7, Kimwaua Makin KIR 11.98; 8, Tashi Dendup BHU 12.15

**Heat 3: (-0.6)** 1, Vanan 10.55; 2, da Silva 10.58; 3, Tiebekabe 10.76; 4, Bobi 10.85; 5, Youssef 10.92; 6, Rossene Mpingo COD 11.10; 7, Mesbah Ahmed BAN 11.13; 8, El Moctar Ould Jidou MTN 11.30; 9, Claytus Taqimama SOL 11.58

### First round (First 3 & 3 fastest to semi-finals) (Aug 22)

**Heat 1: (-0.1)** 1, Powell 9.95; 2, Su 10.03; 3, Simbine 10.09; 4, Kei Takase JPN 10.15; 5, Justyn Warner CAN 10.20; 6, Jacques Riparelli ITA 10.41; 7, Kim Kuk-Young KOR 10.48; 8, Yaspys Bobi INA 10.65

**Heat 2: (-1.4)** 1, Gay 10.11; 2, Ashmeade 10.19; 3, Lemaitre 10.24; 4, Sven Knippahls GER 10.31; 5, Kemar Hyman CAY 10.32; 6, Holder da Silva GBS 10.68; 7, Rodman Teltull PLW 10.72; Anaso Jobodwana RSA DQ (r162.7)

**Heat 3: (-0.3)** 1, Ogunode 9.99; 2, Gittens 10.02; 3, Meité 10.05; 4, Kilty 10.12; 5, Zhang Peimeng CHN 10.13; 6, Jeffrey Vanan SUR 10.57; 7, Yendoutien Tiebekabe TOG 10.74; 8, Keston Bledman TTO 10.75

**Heat 4: (0.5)** 1, Bromell 9.91; 2, Ujah 10.05; 3, Reus 10.14; 4, Antoine Adams SKN 10.23; 5, Barakat Al-Harathi OMA 10.24; 6, Mark Anderson BIZ 10.87

**Heat 5: (0.3)** 1, Vicaut 9.92; 2, De Grasse 9.99; 3, Harvey 10.04; 4, James Dasaolu GBR 10.13; 5, Wilfried Koffi CIV 10.29; 6, BJ Lawrence SKN 10.40; 7, Ratu Banuve Tabakaucoro FIJ 10.41; 8, Riste Pandev MKD 11.31

**Heat 6: (2.1)** 1, Gatlin 9.83w; 2, Brown 10.03; 3, Bruintjies 10.07; 4, Taftian 10.10; 5, Kim Collins SKN 10.16; 6, Aziz Ouhadi MAR 10.22; 7, Yazaldes Nascimento POR 10.29; 8, Mahamat Goubaye Youssouf CHA 10.92

**Heat 7: (-0.2)** 1, Bolt 9.96; 2, Rodgers 9.97; 3, Martina 10.06; 4, Cadogan 10.12; 5, Yancarlos Martinez DOM 10.19; 6, Reza Ghasemi IRI 10.25; 7, Hassan Saaid MDV 10.42; 8, Mohd Fakhri Ismail BRU 10.72

**Semi-finals (First 2 & 2 fastest to final) (Aug 23)**

**Heat 1: (-0.4)** 1, Bolt 9.96; 2, De Grasse 9.96; 3, Bromell 9.99 (9.984); 4, Su 9.99 (9.987); 5, Jak Ali Harvey TUR 10.08; 6, Christophe Lemaitre FRA 10.20; 7, Henricho Bruintjies RSA 10.21; 8, Julian Reus GER 10.28

**Heat 2: (0.9)** 1, Gatlin 9.77; 2, Rodgers 9.86; 3, Femi Ogunode QAT 10.00; 4, Akani Simbine RSA 10.02; 5, Chijindu Ujah GBR 10.05; 6, Nickel Ashmeade JAM 10.06; 7, Aaron Brown CAN 10.15; 8, Levi Cadogan BAR 10.19

**Heat 3: (-0.4)** 1, Gay 9.96; 2, Powell 9.97; 3, Vicaut 9.99 (9.987); 4, Ramon Gittens BAR 10.04; 5, Churandy Martina NED 10.09; 6, Ben Youssef Meité CIV 10.17; 7, Hassan Taftian IRI 10.20; 8, Richard Kilty GBR 10.20

**100 METRES**

**Multiple Medallists:**

|   |                  |     |                  |
|---|------------------|-----|------------------|
| 3 | Carl Lewis       | USA | 83-1, 87-1, 91-1 |
|   | Maurice Greene   | USA | 97-1, 99-1, 01-1 |
|   | Kim Collins      | SKN | 03-1, 05-3, 11-3 |
|   | Justin Gatlin    | USA | 05-1, 13-2, 15-2 |
|   | Usain Bolt       | JAM | 09-1, 13-1, 15-1 |
| 2 | Linford Christie | GBR | 87-3, 93-1       |
|   | Dennis Mitchell  | USA | 91-3, 93-3       |
|   | Donovan Bailey   | CAN | 95-1, 97-2       |
|   | Ato Boldon       | TTO | 95-3, 01-3       |
|   | Bruny Surin      | CAN | 95-2, 99-2       |
|   | Asafa Powell     | JAM | 07-3, 09-3       |
|   | Tyson Gay        | USA | 07-1, 09-2       |

**Most Finals:**

|   |       |                              |
|---|-------|------------------------------|
| 5 | Surin | 91-8, 93-5, 95-2, 97-7, 99-2 |
|---|-------|------------------------------|

**Most Appearances:**

|   |         |  |
|---|---------|--|
| 9 | Collins | 97-8h5, 99-4h6, 01-5, 03-1, 05-3, 07-5s1, 09-4q3, 11-3, 15-5q6 |
|---|---------|--|

**National Placings:**

|               | 1         | 2         | 3            | 4         | 5         | 6         | 7         | 8         | Points     |
|---------------|-----------|-----------|--------------|-----------|-----------|-----------|-----------|-----------|------------|
| USA           | 8         | 8         | 4+1=         | 2         | 3         | 5         | -         | 2         | 188.5      |
| JAM           | 4         | 2         | 3            | 1         | 2         | 1         | 2         | 2         | 86         |
| GBR           | 1         | -         | 3            | 3         | -         | 4         | 1         | 1         | 56         |
| CAN           | 1         | 3         | 1=           | -         | 1         | -         | 1         | 2         | 42.5       |
| TTO           | -         | 1         | 2            | -         | 2         | -         | 2         | 1         | 32         |
| SKN           | 1         | -         | 2            | -         | 1         | -         | -         | -         | 24         |
| NGR           | -         | -         | -            | 1         | 1         | 2         | 2         | -         | 19         |
| NAM           | -         | -         | -            | 2         | 1         | 1         | -         | -         | 17         |
| FRA           | -         | -         | -            | 1         | -         | 1         | 1         | 1         | 11         |
| ANT           | -         | -         | -            | 1         | 1         | -         | -         | -         | 9          |
| BAH           | -         | 1         | -            | -         | -         | -         | -         | -         | 7          |
| BAR           | -         | -         | -            | 1         | -         | -         | -         | -         | 5          |
| HUN           | -         | -         | -            | 1         | -         | -         | -         | -         | 5          |
| POR           | -         | -         | -            | 1         | -         | -         | -         | -         | 5          |
| AHO           | -         | -         | -            | -         | 1         | -         | -         | -         | 4          |
| DOM           | -         | -         | -            | -         | 1         | -         | -         | -         | 4          |
| URS           | -         | -         | -            | -         | 1         | -         | -         | -         | 4          |
| GER           | -         | -         | -            | -         | -         | 1         | -         | -         | 3          |
| GHA           | -         | -         | -            | -         | -         | -         | 1         | 1         | 3          |
| AUS           | -         | -         | -            | -         | -         | -         | 1         | -         | 2          |
| BRA           | -         | -         | -            | -         | -         | -         | 1         | -         | 2          |
| ITA           | -         | -         | -            | -         | -         | -         | 1         | -         | 2          |
| SLO           | -         | -         | -            | -         | -         | -         | 1         | -         | 2          |
| CAY           | -         | -         | -            | -         | -         | -         | -         | 1         | 1          |
| <b>Totals</b> | <b>15</b> | <b>15</b> | <b>14+2=</b> | <b>14</b> | <b>15</b> | <b>15</b> | <b>14</b> | <b>11</b> | <b>534</b> |

Carl Lewis would have been an outstanding favourite after winning the 1983 US title with a near world record 19.75. He opted out of this event, but the United States still claimed gold and silver. This was despite the early elimination of Myricks, nursing a hamstring injury.

The final saw Calvin Smith go one better than his 100m silver with an easy win. Running from lane 3, he came into the straight with Emmelmann. As the GDR runner faded, so Smith forged ahead taking with him Quow. Mennea outdipped Wells for the bronze.

**First round (First 3 & 8 fastest to second round) (Aug 12)**

**Heat 1: (1.8)** 1, Emmelmann 20.95; 2, Sharp 21.07; 3, Frayne 21.15; 4, Brathwaite 21.24; 5, Daley 21.49; 6, Haley 21.55; 7, Moussa Savadogo MLI 22.33; 8, Awudu Nuhu GHA 22.93

**Heat 2: (1.8)** 1, Mennea 20.80; 2, Sokolov 20.94; 3, Narracott 21.08; 4, Schneider 21.23; 5, Giorgio Mautiño PER 21.78; 6, Nguyen Trunghoa VIE 22.68; 7, Gervais Kirolo CAF 23.10

**Heat 3: (0.7)** 1, J. da Silva 20.93; 2, Muravyov 21.12; 3, Williams 21.36; 4, Mohamed Yudi Purnomo INA 21.88; 5, Joseph Leota SAM 22.33; 6, Salem Ahmed Nageeb PRY 23.22; 7, Colin Bradford JAM 24.15

**Heat 4: (1.1)** 1, Simionato 20.76; 2, Quow 21.01; 3, Mahorn 21.14; 4, Heras 21.29; 5, Joki 21.30; 6, David Sawyer SLE 22.23; 7, John Albertie LCA 22.53

**Heat 5: (-2.1)** 1, Wells 21.14; 2, Diallo 21.17; 3, Madzokere 21.68; 4, Dean Greenaway IVB 22.24; Juan Núñez DOM DNS; Pierfrancesco Pavoni ITA DNS; Tony Sharpe CAN DNS

**Heat 6: (0.4)** 1, Smith 21.10; 2, Reid 21.13; 3, Barré 21.34; 4, Chang 21.39; 5, Gustavo Capart ARG 21.66; 6, Ruben Inacio ANG 22.33; 7, Trevor Davis AIA 22.80

**Heat 7: (-1.1)** 1, Egbunike 21.28; 2, Nagy 21.50; 3, Rizzi 21.51; 4, Omar Fye GAM 22.30; 5, Sikendar Iqbal PAK 22.91; Peni Bati FIJ DNS; Don Quarrie JAM DNS

**Heat 8: (1.3)** 1, Boussemart 20.99; 2, Watson 21.20; 3, Nyambane 21.21; 4, Hodge 21.38; 5, Larry Myricks USA 21.74; 6, Georges Taniel VAN 22.28; 7, José Flores HON 22.94

**Second round (First 4 to semi-finals) (Aug 12)**

**Heat 1: (2.1)** 1, Smith 20.60w; 2, J da Silva 20.65; 3, Wells 20.81; 4, Boussemart 20.86; 5, Angel Heras ESP 21.25; 6, Earl Haley GUY 21.39; 7, Luis Schneider CHI 21.39; Chang Jae-Keun KOR DNF

**Heat 2: (-1.6)** 1, Simionato 20.75; 2, Williams 20.87; 3, Diallo 20.97; 4, Sharp 20.99; 5, Patrick Barré FRA 21.12; 6, Paul Narracott AUS 21.34; 7, Alfred Nyambane KEN 21.55; 8, Christopher Madzokere ZIM 21.55

**Heat 3: (-0.4)** 1, Emmelmann 20.78; 2, Reid 20.88; 3, Egbunike 20.91; 4, Sokolov 20.93; 5, Atlee Mahorn CAN 21.13; 6, Christopher Brathwaite TTO 21.14; 7, Andreas Rizzi FRG 21.37; 8, István Nagy HUN 21.52

**Heat 4: (1.6)** 1, Mennea 20.68; 2, Muravyov 20.70; 3, Quow 20.80; 4, Frayne 20.97; 5, Luke Watson GBR 20.99; 6, Roland Joki AUT 21.24; 7, Neville Hodge ISV 21.38; Hector Daley PAN DNS

**Semi-finals (First 4 to final) (Aug 13)**

**Heat 1: (3.4)** 1, J da Silva 20.56w; 2, Emmelmann 20.63; 3, Mennea 20.68; 4, Quow 20.69; 5, Cameron Sharp GBR 20.69; 6, Desai Williams CAN 20.71; 7, Leroy Reid JAM 20.89; 8, Sergey Sokolov URS 20.89

**Heat 2: (1.4)** 1, Smith 20.29; 2, Simionato 20.60; 3, Egbunike 20.63; 4, Wells 20.63; 5, Vladimir Muravyov URS 20.71; 6, Jean-Jacques Boussemart FRA 20.76; 7, Bruce Frayne AUS 20.94; 8, Boubacar Diallo SEN 20.96

**Rome 1987**

**Final (Sep 3) (-0.4)**

|        |                      |     | Halves           |
|--------|----------------------|-----|------------------|
| 1, [8] | Calvin Smith         | USA | 20.16 10.63/9.53 |
| 2, [6] | Gilles Quenéhervé    | FRA | 20.16 10.57/9.59 |
| 3, [2] | John Regis           | GBR | 20.18 10.53/9.65 |
| 4, [4] | Robson da Silva      | BRA | 20.22 10.51/9.71 |
| 5, [5] | Vladimir Krylov      | URS | 20.23 10.49/9.74 |
| 6, [3] | Floyd Heard          | USA | 20.25 10.66/9.59 |
| 7, [7] | Pierfrancesco Pavoni | ITA | 20.45 10.60/9.85 |
| 8, [1] | Atlee Mahorn         | CAN | 20.78 10.85/9.93 |

A thrilling final in which three men finished in a line with another three less than one metre back. Former 400 star Krylov ran the best bend but in the middle of the finishing straight, 20 year-old Regis (lane 2) went to the front along with Quenéhervé (lane 6). In lane 8, defending champion Smith looked as if he would not even get a medal, lying fifth at 150m. But he finished the quickest, whereas Regis not only dipped too soon at the line but also looked over to his right.

Regis, Quenéhervé and Smith all took turns in thinking they had won after the finish. It was then confirmed that Smith had retained his title despite sharing the same time as the Frenchman. Regis was third, just two hundredths behind the leading pair.

"The time differences that decided the final placements were infinitesimal," stated the IAF's Scientific Report of the championships.

**200 Metres**

**Helsinki 1983**

**Final (Aug 14) (1.2)**

(The number given after the place is the lane draw)

|        |                   |     |       |
|--------|-------------------|-----|-------|
| 1, [3] | Calvin Smith      | USA | 20.14 |
| 2, [6] | Elliott Quow      | USA | 20.41 |
| 3, [5] | Pietro Mennea     | ITA | 20.51 |
| 4, [4] | Allan Wells       | GBR | 20.52 |
| 5, [7] | Frank Emmelmann   | GDR | 20.55 |
| 6, [2] | Innocent Egbunike | NGR | 20.63 |
| 7, [1] | Carlo Simionato   | ITA | 20.69 |
| 8, [8] | João da Silva     | BRA | 20.80 |



"The time analysis of the final shows that the fast finish (the last 50m section) was decisive. Smith would not have had such a tough time contesting the first place with Quenéhervé if he had clocked a better time in the first 100m section, which was fully within his potential." In fact, the American was not able to run a faster bend because of a groin injury picked up in the semi-final.

#### First round (First 4 & 8 fastest to semi-finals) (Sep 1)

**Heat 1: (0.5)** 1, Heard 20.37; 2, Krylov 20.77; 3, Klein 20.89; 4, Selmi 21.14; 5, Boateng 21.19; 6, Pale 21.26; 7, Dazel Jules TTO 21.53; Linford Christie GBR DNS  
**Heat 2: (-0.9)** 1, Kovács 20.77; 2, Marie-Rose 20.82; 3, Gotsiridze 20.89; 4, Querol 20.94; 5, Tilli 21.01; 6, Li Feng CHN 21.47; 7, Felix Sandy SLE 21.67; 8, Yaya Seyba MLI 21.93

**Heat 3: (-0.1)** 1, Quenéhervé 20.59; 2, Wright 20.88; 3, de Kom 21.11; 4, Westhagemann 21.15; 5, Hodge 21.33; 6, Haron Mudir SGP 21.51; 7, John Dinan AUS 21.62; 8, Mark Sherwin COK 23.41

**Heat 4: (0.7)** 1, da Silva 20.56; 2, Mahorn 20.62; 3, Berger 20.82; 4, Fedoriv 20.93; 5, Nagy 21.06; 6, Barroso 21.15; 7, Wing Kwong Leung HKG 21.48; 8, Sahim Saleh Mehdi PRY 23.07

**Heat 5: (-0.8)** 1, Smith 20.62; 2, Sangouma 20.80; 3, Kipkemboi 20.84; 4, Haas 20.96; 5, Roun 21.04; 6, Ian Morris TTO 21.36; 7, Takale Tuna PNG 22.06; 8, Suli Peauope TGA 22.45

**Heat 6: (0.2)** 1, Regis 20.76; 2, Pavoni 20.80; 3, Spearmon 20.82; 4, Silva 21.03; 5, Stone 21.23; 6, Alvin Daniel TTO 21.37; 7, Secundino Borabota GEQ 23.66

#### Second round (First 3 & 4 fastest to semi-finals) (Sep 1)

**Heat 1: (-1.5)** 1, Heard 20.56; 2, Krylov 20.79; 3, Nagy 21.11; 4, Daniel Sangouma FRA 21.11; 5, Peter Klein FRG 21.12; 6, Sergio Querol CUB 21.37; 7, Ahmed de Kom NED 21.39; 8, Neville Hodge ISV 21.68

**Heat 2: (1.3)** 1, Smith 20.38; 2, Mahorn 20.64; 3, Kipkemboi 20.88; 4, Tilli 20.89; 5, Christian Haas FRG 20.94; 6, Luis Barroso POR 21.20; 7, Bruno Marie-Rose FRA 26.25; Nelson Boateng GHA DNS

**Heat 3: (0.4)** 1, Quenéhervé 20.48; 2, Spearmon 20.55; 3, Regis 20.60; 4, Berger 20.86; 5, Fedoriv 20.87; 6, Volker Westhagemann FRG 20.98; 7, Arnaldo Silva BRA 21.15; 8, Robert Stone AUS 21.23

**Heat 4: (0.8)** 1, da Silva 20.48; 2, Kovács 20.61; 3, Pavoni 20.65; 4, Wright 20.67; 5, Besik Gotsiridze URS 20.90; 6, Jindřich Roun TCH 21.12; 7, Mustapha Kam Selmi ALG 21.26; 8, Harouna Pale BUR 21.46

#### Semi-finals (First 4 to final) (Sep 3)

**Heat 1: (0.4)** 1, Regis 20.54; 2, Smith 20.54; 3, Mahorn 20.69; 4, Pavoni 20.78; 5, Wallace Spearmon USA 20.87; 6, Andreas Berger AUT 20.99; 7, István Nagy HUN 21.22; 8, Andrey Fedoriv URS 21.28

**Heat 2: (1.1)** 1, Quenéhervé 20.31; 2, Heard 20.31; 3, Krylov 20.34; 4, da Silva 20.38; 5, Attila Kovács HUN 20.47; 6, Clive Wright JAM 20.50; 7, Stefano Tilli ITA 20.86; 8, Simon Kipkemboi KEN 20.90

## Tokyo 1991

### Final (Aug 27) (-3.4)

|        |                       |     |       |             |
|--------|-----------------------|-----|-------|-------------|
| 1, [3] | Michael Johnson       | USA | 20.01 | 10.21/ 9.80 |
| 2, [4] | Frankie Fredericks    | NAM | 20.34 | 10.36/ 9.98 |
| 3, [5] | Atlee Mahorn          | CAN | 20.49 | 10.45/10.04 |
| 4, [1] | Robson da Silva       | BRA | 20.49 | 10.47/10.02 |
| 5, [2] | Olapade Adeniken      | NGR | 20.51 | 10.40/10.11 |
| 6, [7] | Jean-Charles Trouabal | FRA | 20.58 | 10.51/10.07 |
| 7, [6] | Nikolay Antonov       | BUL | 20.59 | 10.53/10.06 |
| 8, [8] | Aleksandr Goremykin   | URS | 20.78 | 10.49/10.29 |

Unbeaten since May 1990, Johnson was expected not only to win but threaten the 12 year-old world record of 19.72. This looked increasingly likely when the Texan won his second-round heat in a championship record of 20.05, despite easing off in the last 50m. Burrell, the last man to beat Johnson, was eliminated at this stage. Johnson continued to impress with a 20.06 semi into a 3.1m wind.

A stronger headwind proved to be the American's only opponent in the final. It slowed his winning time to 20.01, but the manner of his victory was amazing. He quickly made up the stagger on Fredericks and left the field three metres behind at the finish – the largest margin of victory at this level since Jesse Owens's win at the 1936 Olympic Games.

"I felt I put in a 19.5 or 19.6 effort," said Johnson, who was also the world's leading 400m runner. "After the race when I saw the time, I knew it had to be a pretty hefty wind."

#### First round (First 3 and 8 fastest to second round)

**Heat 1: (-1.3)** 1, Fredericks 20.70; 2, Asonze 20.88; 3, Kaniecki 21.00; 4, Ioannis Markoullides CYP 21.07; 5, Attila Kovács HUN 21.55; 6, Christian Mandengue CMR 22.31; 7, Ahmed Shageef MDV 22.80

**Heat 2: (1.2)** 1, Johnson 20.52; 2, Okuyama 20.80; 3, Tilli 20.89; 4, Talavera 20.98;

5, Peter Ogilvie CAN 21.09; 6, Trevor Davis AIA 21.87; Mohamed Abderrin LBA DNS

**Heat 3: (0.3)** 1, da Silva 20.51; 2, Rosswess 20.58; 3, Philip (Effiong) 20.68; 4, Ondiek 20.73; 5, Bartenyev 20.78; 6, Edmund Estaphane LCA 21.48; 7, Eric Haynes SKN 21.58; 8, Fortune Ogouchi BEN 22.36

**Heat 4: (0.9)** 1, Antonov 20.28; 2, Burrell 20.38; 3, Gikonyo 20.43; 4, Enweani 20.95; 5, Thurnherr 20.97; 6, Dudley Den Dulk AHO 21.65; 7, Rodney Cox TKS 21.91; Karim Abdul AFG DNS

**Heat 5: (0.1)** 1, Adeniken 20.63; 2, Lomba 20.78; 3, Christie 21.19; 4, Khaled Jouma BRN 21.31; 5, Joseph Styles BAH 21.43; 6, Joseph Dias SEN 21.60; 7, Mark Sherwin COK 22.68; Goolam Ambia BAN DQ

**Heat 6: (-0.3)** 1, Trouabal 20.75; 2, Mahorn 20.83; 3, Capobianco 20.93; 4, Cojocar 20.94; 5, Boévi Lawson TOG 21.09; 6, Sandro Floris ITA 21.10; 7, Ousmane Diarra MLI 21.85; 8, Jerry Jeremiah VAN 21.91

**Heat 7: (0.1)** 1, Tuffuor 20.50; 2, Regis 20.62; 3, Goremykin 20.67; 4, Renner 20.85; 5, Botlhoko Shebe LES 21.84; Troy Douglas BER DQ; Franck Zio BUR DNS

**Heat 8: (-0.4)** 1, Heard 20.67; 2, Marie-Rose 20.90; 3, Stevens 21.06; 4, Taylor 21.06; 5, Miguel Gómez ESP 21.08; 6, Neville Hodge ISV 21.36; 7, Eswort Coombs STV 22.29; 8, Manuel Alves Fonseca STP 23.44

#### Second round (First 4 to semi-finals) (Aug 26)

**Heat 1: (0.4)** 1, Mahorn 20.17; 2, da Silva 20.18; 3, Heard 20.56; 4, Philip (Effiong) 20.59; 5, Hermann Lomba FRA 20.69; 6, Jacek Kaniecki POL 20.82; 7, Thomas Renner AUT 21.11; 8, Enrique Talavera ESP 21.12

**Heat 2: (0.1)** 1, Fredericks 20.41; 2, Tuffuor 20.58; 3, Rosswess 20.61; 4, Marie-Rose 20.85; 5, Dmitriy Bartenyev URS 20.90; 6, Kennedy Ondiek KEN 21.07; 7, Felix Stevens CUB 21.09; Innocent Asonze NGR DQ

**Heat 3: (0.8)** 1, Johnson 20.05; 2, Antonov 20.20; 3, Adeniken 20.30; 4, Regis 20.38; 5, Dean Capobianco AUS 20.77; 6, Daniel Cojocar ROU 20.80; 7, Stefano Tilli ITA 20.92; 8, Cyprian Enweani CAN 21.09

**Heat 4: (-0.7)** 1, Goremykin 20.36; 2, Trouabal 20.40; 3, Christie 20.54; 4, Gikonyo 20.63; 5, Yoshiyuki Okuyama JPN 21.00; 6, Leroy Burrell USA 21.21; 7, Pascal Thurnherr SUI 21.23; 8, Cameron Taylor NZL 21.40

#### Semi-finals (First 4 to final) (Aug 27)

**Heat 1: (2.2)** 1, Mahorn 20.40w; 2, Antonov 20.43; 3, Trouabal 20.48; 4, Goremykin 20.48; 5, Floyd Heard USA 20.61; 6, Linford Christie GBR 20.62; 7, Daniel Philip (Effiong) NGR 20.85; 8, Joseph Gikonyo KEN 21.01

**Heat 2: (-3.1)** 1, Johnson 20.06; 2, Fredericks 20.27; 3, Adeniken 20.47; 4, da Silva 20.47; 5, John Regis GBR 20.52; 6, Michael Rosswess GBR 20.82; 7, Emmanuel Tuffuor GHA 20.91; 8, Bruno Marie-Rose FRA 21.04

## Stuttgart 1993

### Final (Aug 20) (0.3)

|        |                       |     |       |            |
|--------|-----------------------|-----|-------|------------|
| 1, [5] | Frankie Fredericks    | NAM | 19.85 | 10.39/9.46 |
| 2, [6] | John Regis            | GBR | 19.94 | 10.28/9.66 |
| 3, [7] | Carl Lewis            | USA | 19.99 | 10.31/9.68 |
| 4, [4] | Michael Marsh         | USA | 20.18 | 10.43/9.75 |
| 5, [3] | Dean Capobianco       | AUS | 20.18 | 10.36/9.82 |
| 6, [8] | Jean-Charles Trouabal | FRA | 20.20 | 10.46/9.74 |
| 7, [2] | Emmanuel Tuffuor      | GHA | 20.49 | 10.60/9.89 |
| 8, [1] | Damien Marsh          | AUS | 20.56 | 10.62/9.94 |

After silver medals in Tokyo and at the Barcelona Olympic Games, Fredericks won his country's first ever gold medal with a new African record. Just as in 1987, Regis found himself leading a world final at 150m before Fredericks stormed from third to first. Regis's time at 150m was 14.93, the fastest electrical time for the distance.

Carl Lewis won a record 10th World Championship medal in third spot, when he became the first man to break 20 seconds and not finish in the first two.

#### First round (First 3 & 5 fastest to second round) (Aug 17)

**Heat 1: (0.1)** 1, Effiong 20.53; 2, Rossouw 20.68; 3, D Marsh 20.73; 4, Björn Sinnhuber GER 20.99; 5, Edgardo Guilbe PUR 21.14; 6, Yousef Dehmiri IRI 21.88; 7, Theodore Haba GUI 21.92; 8, Lam Hai Van VIE 22.77

**Heat 2: (-0.2)** 1, Capobianco 20.52; 2, Fredericks 20.65; 3, Stewart 20.85; 4, Antonov 20.88; 5, Ousmane Diarra MLI 21.51; 6, Derry Pemberton ISV 21.89; 7, David Nkoua CGO 22.55; Claus Hirsbro DEN DNS

**Heat 3: (1.6)** 1, Dollé 20.67; 2, Fatun 20.71; 3, Hendrix 20.74; 4, Ito 20.96; 5, Pedro Nolet ESP 21.09; 6, Daniel Cojocar ROU 21.13; 7, Trevor Davis AIA 21.49; 8, Mario Bonello MLT 22.60

**Heat 4: (0.1)** 1, Lewis 20.45; 2, Boateng 20.53; 3, Fedoriv 20.73; 4, Oumar Loum SEN 21.12; 5, Mark Keddell NZL 21.28; 6, Edmund Estaphane LCA 21.53; 7, A. Tamba LBR 22.67; Marek Zalewski POL DNS

**Heat 5: (-0.1)** 1, Gilbert 20.87; 2, Delice 20.97; 3, Gikonyo 21.14; 4, Jiří Valík CZE 21.20; 5, Slobodan Branković IWP 21.35; 6, Goolam Ambia BAN 21.95; 7, Arfin Abdullah INA 22.29; Michael Huke GER DQ (r163.3)

**Heat 6: (0.6)** 1, R da Silva 20.54; 2, Tuffuor 20.57; 3, Kurnicki 20.66; 4, Eriksson 20.80; 5, Ondiek 20.97; 6, Edsel Chase BAR 21.34; 7, Miguel Janssen ARU 21.51; 8, Eswort Coombs STV 21.82

**Heat 7: (-0.5)** 1, Trouabal 20.60; 2, Regis 20.67; 3, Terzian 20.83; 4, Marras 20.95; 5, Andre da Silva BRA 20.99; 6, Niti Piyapan THA 21.60; 7, Khalid Juma BRN 22.23; 8, Ricky Canon NRU 24.14

**Heat 8: (1.3)** 1, Stevens 20.85; 2, Georgiev 21.08; 3, de Souza 21.22; 4, Stephen Lewis MNT 21.36; 5, Cephas Lemba ZAM 21.68; 6, Junior Cornette GUY 22.03; 7, Mark Sherwin COK 22.82; Linford Christie GBR DNS

**Heat 9: (-1.2)** 1, M Marsh 20.77; 2, Mahorn 20.89; 3, Moen 21.18; 4, Ato Boldon TTO 21.31; 5, Carlos Moreno CHI 21.36; 6, Amar Hecini ALG 21.36; 7, Edwin Ivanov RUS 21.39

#### Second round (First 4 to semi-finals) (Aug 19)

**Heat 1: (1.2)** 1, Dollé 20.45; 2, Tuffuor 20.58; 3, Kurnicki 20.58; 4, Hendrix 20.82; 5, Ray Stewart JAM 21.02; 6, Koji Ito JPN 21.04; 7, Törbjörn Eriksson SWE 21.07; Daniel Effiong NGR DNF

**Heat 2: (0.1)** 1, Lewis 20.21; 2, Regis 20.39; 3, Rossouw 20.55; 4, Fedoriv 20.59; 5, Patrick Delice TTO 20.88; 6, Geir Moen NOR 20.99; 7, Stanislav Georgiev BUL 21.03; 8, Kennedy Ondiek KEN 21.50

**Heat 3: (0.4)** 1, Fredericks 20.24; 2, R da Silva 20.24; 3, Trouabal 20.40; 4, D Marsh 20.58; 5, Glenroy Gilbert CAN 20.81; 6, Giorgio Marras ITA 20.87; 7, Patrick Stevens BEL 20.89; 8, Nikolay Antonov BUL 39.46

**Heat 4: (-1.0)** 1, M Marsh 20.40; 2, Capobianco 20.44; 3, Boateng 20.69; 4, Mahorn 20.70; 5, Oleg Fatun RUS 20.92; 6, Alexandros Terzian GRE 21.00; 7, Joseph Gikonyo KEN 21.09; 8, Sidnei de Souza BRA 21.69

#### Semi-finals (First 4 to final) (Aug 19)

**Heat 1: (0.6)** 1, M Marsh 20.10; 2, Fredericks 20.11; 3, Regis 20.16; 4, Capobianco 20.21; 5, Nelson Boateng GHA 20.52; 6, Robert Kurnicki GER 20.67; 7, Atlee Mahorn CAN 20.80; Johan Rossouw RSA DQ (r163.3)

**Heat 2: (0.6)** 1, Lewis 20.26; 2, Trouabal 20.27; 3, Tuffuor 20.44; 4, Marsh 20.51; 5, Andrey Fedoriv RUS 20.66; 6, David Dollé SUI 20.70; 7, Jason Hendrix USA 20.99; Robson da Silva BRA DQ (r163.3)

Gats ARG 21.02; 5, Daniel Cojocarou ROU 21.09; 6, Kurvin Wallace SKN 21.29; 7, Antoine Boussombo GAB 21.32; Olapade Adeniken NGR DNS

**Heat 9: (0.6)** 1, Fredericks 20.73; 2, Donaldson 20.75; 3, De Silva 20.77; 4, Little 20.80; 5, Marc Blume GER 20.86; 6, Miguel Janssen ARU 21.31; 7, Keith Smith ISV 21.63; Vladislav Dologodin UKR DNF

#### Second round (First 4 to semi-finals) (Aug 10)

**Heat 1: (0.1)** 1, Johnson 20.35; 2, Stevens 20.41; 3, Tynes 20.49; 4, Alexópoulos 20.57; 5, David Dollé SUI 20.84; 6, Lars Hedner SWE 20.87; 7, Charles Gitonga KEN 20.90; 8, Mark Keddell NZL 40.08

**Heat 2: (0.4)** 1, Williams 20.36; 2, García 20.52; 3, Thompson 20.57; 4, Trouabal 20.60; 5, Robert Kurnicki GER 20.67; 6, Kevin Widmer SUI 20.74; 7, Sergey Osovich UKR 21.00; Thomas Sbokos GRE DQ (r163.3)

**Heat 3: (0.8)** 1, Fredericks 20.26; 2, C da Silva 20.35; 3, Regis 20.51; 4, Brimacombe 20.52; 5, Sergey Inshakov LAT 20.73; 6, Koji Ito JPN 20.80; 7, Chris Donaldson NZL 20.82; 8, Neil De Silva TTO 21.01

**Heat 4: (-0.1)** 1, R da Silva 20.33; 2, Moen 20.37; 3, Marsh 20.49; 4, Wariso 20.55; 5, Kevin Little USA 20.60; 6, Emmanuel Tuffuor GHA 20.61; 7, Ato Boldon TTO 21.81; Raymond Stewart JAM DNS

#### Semi-finals (First 4 to final) (Aug 11)

**Heat 1: (0.3)** 1, Johnson 20.01; 2, R da Silva 20.20; 3, Moen 20.32; 4, Regis 20.39; 5, Damien Marsh AUS 20.39; 6, Jean-Charles Trouabal FRA 20.58; 7, Alexandros Alexópoulos GRE 20.78; 8, Patrick Stevens BEL 20.79

**Heat 2: (-0.9)** 1, Fredericks 20.28; 2, Williams 20.32; 3, C da Silva 20.37; 4, García 20.45; 5, Solomon Wariso GBR 20.58; 6, Steve Brimacombe AUS 20.59; 7, Obadele Thompson BAR 20.66; 8, Andrew Tynes BAH 20.72

## Athens 1997

## Gothenburg 1995

### Final (Aug 11) (0.5)

|                           |     |       |
|---------------------------|-----|-------|
| 1, [4] Michael Johnson    | USA | 19.79 |
| 2, [3] Frankie Fredericks | NAM | 20.12 |
| 3, [6] Jeff Williams      | USA | 20.18 |
| 4, [5] Robson da Silva    | BRA | 20.21 |
| 5, [7] Claudinei da Silva | BRA | 20.40 |
| 6, [8] Geir Moen          | NOR | 20.51 |
| 7, [1] John Regis         | GBR | 20.67 |
| 8, [2] Iván García        | CUB | 20.77 |

Johnson's defence of his 400m title involved four races across the first five days of the championships. After his near world record win at the one-lap event on August 9, the Texan returned the next morning for his 200m heat.

Johnson showed no signs of fatigue in the first two rounds and clocked 20.01 in his semi-final, a 1995 world best. In the final, the American was intent on breaking the oldest of world records: Pietro Mennea's 19.72 from 1979. Robson da Silva (lane 5) got the quickest start but Johnson, one lane inside, swept past on the second half of the bend and raced clear in the straight. The figures of 19.79 clicked onto the scoreboard as he finished. He swore, then jokingly lay flat on his back on the track. He had completed a double victory which had never been achieved before by a man at world or Olympic level. It was his eighth win in eight races over seven days.

"I'm exhausted. This was a tough, tough job," said Johnson. "I was almost to the point where I didn't think I'd be able to perform at my best."

### First round (First 3 & 5 fastest to second round) (Aug 10)

**Heat 1: (0.9)** 1, Stevens 20.54; 2, Tynes 20.56; 3, Alexópoulos 20.59; 4, Widmer 20.69; 5, Alexander Lack GER 20.97; 6, Benjamin Sirimou CMR 21.42; 7, Tawanda Chiwira ZIM 21.51; Li Xiaoping CHN DQ (r163.3)

**Heat 2: (0.2)** 1, Johnson 20.57; 2, Trouabal 20.66; 3, Gitonga 20.72; 4, Darren Braithwaite GBR 20.87; 5, Erik Wijmeersch BEL 21.01; 6, Törbjörn Eriksson SWE 21.03; 7, Christopher Sayeh LBR 23.84; Troy Douglas BER DQ (r163.3)

**Heat 3: (-0.3)** 1, Thompson 20.63; 2, Tuffuor 20.75; 3, Boldon 20.76; 4, Inshakov 20.78; 5, Dean Capobianco AUS 20.88; 6, Marcelo da Silva BRA 21.02; 7, Jordi Mayoral ESP 21.11; 8, Tony Ichiou NMI 24.28

**Heat 4: (1.1)** 1, Williams 20.56; 2, Dollé 20.69; 3, Sbokos 20.71; 4, Keddell 20.81; 5, Robert Maćkowiak POL 20.83; 6, Peter Ogilvie CAN 21.18; 7, Eswort Coombs STV 21.27; 8, Martin Frick LIE 21.89

**Heat 5: (0.8)** 1, Brimacombe 20.74; 2, Moen 20.80; 3, Ito 20.80; 4, Riaan Dempers RSA 20.97; 5, Aleksandr Sokolov RUS 21.17; 6, Alain Reimann SUI 21.28; 7, Ricardo Roach CHI 21.65; 8, Trevor Davis AIA 22.03

**Heat 6: (1.0)** 1, Marsh 20.65; 2, Regis 20.78; 3, Hedner 20.85; 4, Joseph Loua GUI 21.06; 5, Huang Danwei CHN 21.16; 6, Justice Dipeba BOT 21.17; Yiorgos Panayiotopoulos GRE DQ (r162.7); Deji Aliu NGR DNS

**Heat 7: (2.0)** 1, C da Silva 20.44; 2, Wariso 20.51; 3, García 20.70; 4, Osovich 20.70; 5, Javier Navarro ESP 20.88; 6, Boévi Lawson TOG 21.06; 7, Jun Osakada JPN 21.25; 8, Brahim Abdoulaye CHA 21.86

**Heat 8: (0.5)** 1, R da Silva 20.53; 2, Kurnicki 20.61; 3, Stewart 20.83; 4, Carlos

### Final (Aug 8) (2.3)

|                                |     |        |             |
|--------------------------------|-----|--------|-------------|
| 1, [3] Ato Boldon              | TTO | 20.04w | 10.36/ 9.68 |
| 2, [4] Frankie Fredericks      | NAM | 20.23  | 10.41/ 9.82 |
| 3, [5] Claudinei da Silva      | BRA | 20.26  | 10.56/ 9.70 |
| 4, [6] Iván García             | CUB | 20.31  | 10.43/ 9.88 |
| 5, [7] Yiorgos Panayiotopoulos | GRE | 20.32  | 10.48/ 9.84 |
| 6, [2] Obadele Thompson        | BAR | 20.37  | 10.49/ 9.88 |
| 7, [1] Jon Drummond            | USA | 20.44  | 10.34/10.10 |
| 8, [8] Patrick Stevens         | BEL | 20.44  | 10.56/ 9.88 |

Having missed out on medals in the 100m, both Boldon and Fredericks were fired up for the longer distance. They were drawn together both in the second round and semi-final, winning one race apiece without giving too much away, but the final proved no contest. Second to Drummond (10.34) at 100m in 10.36, with Fredericks on 10.41, the US-based Trinidadian opened up in the straight to win by two metres in a windy 20.04.

Fredericks, champion in 1993 and runner-up in 1991 and 1995, added another silver to his bulging collection although he didn't have much to spare over da Silva. Drummond, drawn in lane one after having the misfortune to encounter Boldon and Fredericks in his semi, faded to seventh. Boldon was gracious after winning his first major senior title: "I am sorry for Frankie as he is more than a rival; he is a mentor to me, an example to humanity."

### First round (First 3 & 5 fastest to second round) (Aug 6)

**Heat 1: (1.9)** 1, Boldon 20.48; 2, Walker 20.49; 3, Panayiotopoulos 20.60; 4, Aliu 20.60; 5, Gibbons 20.71; 6, Tuffuor 20.72; 7, Hamood Al-Dalhami OMA 21.45

**Heat 2: (1.1)** 1, Wijmeersch 20.71; 2, Fredericks 20.74; 3, Cooper 20.88; 4, Phillip Mukomana ZIM 20.88; 5, Justice Dipeba BOT 20.96; 6, Patrick Johnson AUS 21.45; Christophe Cheval FRA DNS

**Heat 3: (-0.2)** 1, Inšakovs 20.72; 2, Thompson 20.75; 3, Katsantonis 20.77; 4, Koji Ito JPN 20.82; 5, Juan Pedro Toledo MEX 21.03; 6, Lars Hedner SWE 21.30; 7, Tao Wu-Shiun TPE 21.85

**Heat 4: (2.0)** 1, Stevens 20.45; 2, Golding 20.49; 3, Occhiena 20.90; 4, Gilles Quénéhervé FRA 20.93; 5, Ryszard Pilarczyk POL 20.98; 6, Pascal Dangbo BEN 21.58; 7, Kendon Maynard ISV 21.64

**Heat 5: (-0.2)** 1, Puggioni 20.73; 2, Loua 20.75; 3, Drummond 20.76; 4, Christoph Pöstinger AUT 20.77; 5, Antoine Boussombo GAB 20.79; 6, Thierry Lubin FRA 20.80; 7, Arif Ahundov AZE 22.08

**Heat 6: (-0.7)** 1, Little 20.68; 2, Ryan 20.69; 3, Dako 20.70; 4, Steve Brimacombe AUS 20.75; 5, Alessandro Attene ITA 20.92; 6, Andrew Tynes BAH 21.00; 7, Mohammed Bin Haji BRU 22.37

**Heat 7: (0.6)** 1, da Silva 20.59; 2, Donaldson 20.75; 3, Nafpliotis 20.84; 4, Andrey Fedoriv RUS 20.88; 5, Jordi Mayoral ESP 20.99; 6, Kwame Galloway MNT 22.45; Ivan Sleho CZE DNS

**Heat 8: (0.6)** 1, Moen 20.79; 2, Bradley 20.80; 3, Gats 20.86; 4, Thomas Sbokos GRE 20.94; 5, Oumar Loum SEN 20.95; 6, Ahmed Douhou CIV 21.08; 7, Benjamin Sirimou CMR 21.45; 8, Djaffar Hadhari COM 21.59

**Heat 9: (1.2)** 1, García 20.41; 2, Douglas 20.46; 3, Marcoullides 20.47; 4, Osovich 20.56; 5, Keitel 20.72; 6, Malik Louahla ALG 21.31; 7, Khongdy Amnouayphone LAO 22.86; 8, Mohammad Alam BAN 23.54



**Second round (First 3 & 4 fastest to semi-finals) (Aug 6)**

**Heat 1: (-3.5)** 1, Stevens 20.77; 2, Douglas 20.78; 3, Donaldson 21.04; 4, Gentry Bradley USA 21.08; 5, Sergejs Inšakovs LAT 21.22; 6, Emmanuel Tuffuor GHA 21.25; 7, Sayon Cooper LBR 21.39; 8, Owusu Dako GBR 21.52

**Heat 2: (-0.1)** 1, Fredericks 20.13; 2, Boldon 20.28; 3, Drummond 20.59; 4, Golding 20.69; 5, Erik Wijmeersch BEL 20.73; 6, O'Brian Gibbons CAN 20.78; 7, Aninos Marcoullides CYP 20.83; 8, Carlo Occhiena ITA 21.14

**Heat 3: (0.4)** 1, da Silva 20.27; 2, Little 20.38; 3, Osovich 20.54; 4, Walker 20.56; 5, Panayiotopoulos 20.57; 6, Aliu 20.65; 7, Prodromos Katsantonis CYP 20.77; 8, Gary Ryan IRL 20.83

**Heat 4: (1.6)** 1, García 20.48; 2, Thompson 20.62; 3, Gats 20.87; 4, Joseph Loua GUI 20.91; 5, Ioannis Nafpliotis GRE 20.94; 6, Sebastian Keitel CHI 20.96; 7, Giovanni Puggioni ITA 22.70; Geir Moen NOR DNS

**Semi-finals (First 4 to final) (Aug 7)**

**Heat 1: (-0.5)** 1, da Silva 20.35; 2, García 20.39; 3, Panayiotopoulos 20.43; 4, Thompson 20.46; 5, Sergey Osovich UKR 20.51; 6, Kevin Little USA 20.57; 7, Julian Golding GBR 20.61; 8, Carlos Gats ARG 21.44

**Heat 2: (-0.2)** 1, Boldon 20.09; 2, Fredericks 20.18; 3, Drummond 20.29; 4, Stevens 20.42; 5, Troy Douglas BER 20.43; 6, Doug Walker GBR 20.61; 7, Deji Aliu NGR 20.78; 8, Chris Donaldson NZL 20.92

**Seville 1999****Final (Aug 27) (1.2)**

|                                      |     |       |             |
|--------------------------------------|-----|-------|-------------|
| 1, <sup>[3]</sup> Maurice Greene     | USA | 19.90 | 10.25/ 9.65 |
| 2, <sup>[6]</sup> Claudinei da Silva | BRA | 20.00 | 10.32/ 9.68 |
| 3, <sup>[4]</sup> Francis Obikwelu   | NGR | 20.11 | 10.28/ 9.83 |
| 4, <sup>[7]</sup> Obadele Thompson   | BAR | 20.23 | 10.32/ 9.92 |
| 5, <sup>[5]</sup> Marcin Urbaś       | POL | 20.30 | 10.44/ 9.86 |
| 6, <sup>[8]</sup> Kevin Little       | USA | 20.37 | 10.35/10.02 |
| 7, <sup>[1]</sup> Julian Golding     | GBR | 20.48 | 10.76/ 9.72 |
| <sup>[2]</sup> Frankie Fredericks    | NAM | DNS   |             |

Running his eighth race of the meeting, Greene took the final by a clear metre in 19.90 (10.25 at 100m) to become the first man to complete a World Championships 100m & 200m sprint double. His task was made easier as title holder Ato Boldon was out for the season and injury caused Fredericks to scratch from the final, but it was still a strong field as the second semi-final threw up two new sub-20 sec men.

While Greene eased to victory in his race in 20.10 followed by da Silva in a personal best, the other, aided by a wind vector went to Obikwelu in a startling 19.84. Behind him, Urbaś improved from 20.32 to 19.98, an unanticipated Polish record which made him the third fastest ever European. Devonish ran a lifetime best of 20.25 in that race but couldn't make the final, in which da Silva overtook a tiring Obikwelu for the silver, improving again to 20 flat, while Urbaś was also unable to reproduce his semi-final form. Kentéris, destined to bring off a sensational Olympic victory a year later, won his heat but withdrew injured from his quarter-final.

**First round (First 3 & 2 fastest to second round) (Aug 24)**

**Heat 1: (0.1)** 1, Obikwelu 20.54; 2, Smith 20.68; 3, Batangdon 20.76; 4, Sarris 20.78; 5, Sergey Slukin RUS 20.92; 6, Kim Collins SKN 20.95; 7, Salem Mubarak Al-Yami KSA 21.27

**Heat 2: (-0.1)** 1, Fredericks 20.60; 2, Ertzgaard 20.74; 3, Shirvington 20.75; 4, Lachkovics 20.77; 5, Ricardo Roach CHI 21.13; 6, Asli Haseri BRU 22.91; Carlos Gats ARG DQ (r163.3)

**Heat 3: (-0.6)** 1, Eriksson 20.58; 2, Ito 20.59; 3, Markoullides 20.73; 4, André da Silva BRA 21.04; Heber Viera URU & Petko Yankov BUL DQ (r163.3); Robert Dennis LBR DNS

**Heat 4: (0.6)** 1, Golding 20.48; 2, Stevens 20.54; 3, Williams 20.68; 4, Mohammed Al-Hooti OMA 20.80; 5, Tommy Kafri ISR 20.89; 6, Albert Agyeman GHA 20.94; 7, Francisco Javier Navarro ESP 20.97

**Heat 5: (0.1)** 1, Kentéris 20.68; 2, Turner 20.72; 3, Greene 20.76; 4, Paul Brizzell IRL 21.02; 5, Dean Capobianco AUS 21.48; 6, Keita Cline IVB 21.69; Christopher Silas Adolf PLW DQ (r163.3)

**Heat 6: (-0.7)** 1, Devonish 20.56; 2, van Balkom 20.65; 3, Wells 20.73; 4, Darryl Wohlsen AUS 20.79; 5, Paul Gorries RSA 20.94; 6, Malik-Khaled Louahla ALG 21.21; 7, Christie van Wyk NAM 21.27; 8, Robert Craig NFI 24.10

**Heat 7: (-0.4)** 1, la Grange 20.78; 2, Urbaś 20.80; 3, Perry 20.86; 4, Joel Mascoll STV 21.25; 5, Sittichai Suwonprateep THA 21.32; 6, Christian Nsiah GHA 21.36; 7, Kwame Galloway MNT 22.88; Nathaniel Esprit AHO DNS

**Heat 8: (-0.1)** 1, da Silva 20.38; 2, García 20.59; 3, Boussombo 20.72; 4, Erik Wijmeersch BEL 20.89; 5, Sebastián Keitel CHI 20.90; 6, Tao Wu-Shiun TPE 21.38; 7, James Sherwin DMA 21.54

**Heat 9: (-0.4)** 1, Little 20.76; 2, Donaldson 20.87; 3, Osovich 20.91; 4, Juan Pedro Toledo MEX 21.00; 5, Gennadiy Chernovol KAZ 21.05; 6, Kenneth Andam GHA 21.31; 7, Dominic Demeritte BAH 21.41

**Heat 10: (0.1)** 1, Thompson 20.70; 2, Holz 20.74; 3, Loua 20.80; 4, Yiorgos Panayiotopoulos GRE 20.82; 5, Gary Ryan IRL 20.86; 6, Sunday Emmanuel NGR 21.12; 7, Djaffar Hadhari COM 21.39

**Second round (First 4 to semi-finals) (Aug 24)**

**Heat 1: (0.2)** 1, da Silva 20.22; 2, Thompson 20.26; 3, Little 20.38; 4, Holz 20.59; 5, Panayiotis Sarris GRE 20.65; 6, Renward Wells BAH 20.66; 7, Matt Shirvington AUS 20.67; 8, Doug Turner GBR 21.08

**Heat 2: (-0.1)** 1, Greene 20.23; 2, Golding 20.32; 3, Ertzgaard 20.61; 4, Smith 20.65; 5, Marcus la Grange RSA 20.81; 6, Martin Lachkovics AUT 20.89; Anninos Markoullides CYP DQ (r163.3) (20.39); Kóstas Kentéris GRE DNS

**Heat 3: (-0.4)** 1, Devonish 20.51; 2, García 20.57; 3, Williams 20.59; 4, Ito 20.62; 5, Torbjörn Eriksson SWE 20.74; 6, Curtis Perry USA 20.76; 7, Joseph Loua GUI 20.83; 8, Chris Donaldson NZL 20.96

**Heat 4: (0.0)** 1, Fredericks 20.11; 2, Obikwelu 20.15; 3, Urbaś 20.32; 4, Stevens 20.49; 5, Patrick van Balkom NED 20.59; 6, Joseph Batangdon CMR 20.70; 7, Antoine Boussombo GAB 20.74; 8, Sergey Osovich UKR 20.93

**Semi-finals (First 4 to final) (Aug 25)**

**Heat 1: (1.6)** 1, Greene 20.10; 2, da Silva 20.13; 3, Golding 20.28; 4, Thompson 20.36; 5, Christopher Williams JAM 20.48; 6, Koji Ito JPN 20.51; 7, John Ertzgaard NOR 20.72; 8, Stefan Holz GER 21.89

**Heat 2: (1.7)** 1, Obikwelu 19.84; 2, Urbaś 19.98; 3, Little 20.10; 4, Fredericks 20.10; 5, Marlon Devonish GBR 20.25; 6, Iván García CUB 20.38; 7, Glenn Smith CAN 20.72; Patrick Stevens BEL DNS

**Edmonton 2001****Final (Aug 9) (0.2)**

|  |     |       |           |
|--|-----|-------|-----------|
| 1, <sup>[4]</sup> Kóstas Kentéris      | GRE | 20.04 | 10.3/ 9.7 |
| 2, <sup>[3]</sup> Christopher Williams | JAM | 20.20 | 10.1/10.1 |
| <sup>=3, [1]</sup> Kim Collins         | SKN | 20.20 | 10.3/ 9.9 |
| <sup>[2]</sup> Shawn Crawford          | USA | 20.20 | 10.3/ 9.9 |
| 5, <sup>[5]</sup> Christian Malcolm    | GBR | 20.22 | 10.2/10.0 |
| 6, <sup>[7]</sup> Stéphan Buckland     | MRI | 20.24 | 10.2/10.0 |
| 7, <sup>[6]</sup> Kevin Little         | USA | 20.25 | 10.1/10.2 |
| 8, <sup>[8]</sup> Marlon Devonish      | GBR | 20.38 | 10.2/10.2 |

Kentéris produced a storming finish to duplicate his Olympic win of 2000. The Greek was only seventh at halfway as Little entered the straight ahead. While the rest of the field were closely matched, Kentéris (lane 4) came through for a clear win in 20.032.

It took several minutes to determine the other medallists from Williams, Crawford and Collins, all of whom were drawn in lanes inside the Greek. Williams (20.195) got the silver and it was judged that Crawford and Collins (20.198 each) shared the bronze. Three other men finished within 0.044 seconds, including Little who set a world best for seventh place.

**First round (First 4 & 4 fastest to second round) (Aug 7)**

**Heat 1: (0.3)** 1, Suetsugu 20.53; 2, Buckland 20.61; 3, Chernovol 20.65; 4, Silva 20.78; 5, Williams 20.85; 6, Christie van Wyk NAM 21.25; 7, Rika Fardani INA 21.87; 8, Jayson Jones BLZ 22.13

**Heat 2: (1.0)** 1, Torrieri 20.63; 2, Viera 20.69; 3, Chambers 20.80; 4, André da Silva BRA 21.00; 5, Jermaine Joseph CAN 21.17; 6, Conrad Rdechor PLW 22.86; Cheval DQ (r40.9) (20.62)

**Heat 3: (-1.6)** 1, Kéneris 20.46; 2, Devonish 20.58; 3, Douglas 20.63; 4, Grange 20.69; 5, Radek Zachoval CZE 21.03; 6, Chang Po-Chih TPE 21.63; Keita Cline IVB DQ (r163.3) (20.89)

**Heat 4: (0.1)** 1, Crawford 20.60; 2, Batangdon 20.63; 3, Kosenkow 20.63; 4, Fujimoto 20.77; 5, Come Du Plessis RSA 20.92; 6, Salem Al-Yami KSA 21.03; 7, Darren Tuitt MNT 21.94

**Heat 5: (-0.6)** 1, Malcolm 20.37; 2, Clay 20.43; 3, Douglas 20.65; 4, Ertzgaard 20.68; 5, Demeritte 20.75; 6, Toledo 20.83; Frankie Fredericks NAM DNS

**Heat 6: (1.1)** 1, Little 20.36; 2, Hartonen 20.57; 3, Emedolu 20.58; 4, Krantz 20.84; 5, Erik Wijmeersch BEL 21.17; 6, Tobias Unger GER 21.30; 7, Wai-Kun Lei MAC 21.63

**Heat 7: (0.5)** 1, Williams 20.25; 2, Collins 20.41; 3, Urbás 20.41; 4, Loum 20.51; 5, Matsuda 20.79; 6, Eric N'dri CIV 20.87; 7, Patrick van Balkom NED 20.96; 8, Hamood Al-Dalhami OMA 21.45

**Second round (First 4 to semi-finals) (Aug 7)**

**Heat 1: (1.2)** 1, Malcolm 20.13; 2, Crawford 20.19; 3, Buckland 20.23; 4, Batangdon 20.31; 5, Oumar Loum SEN 20.43; 6, Gennadiy Chernovol KAZ 20.71; 7, Frédéric Krantz FRA 21.02; Ryo Matsuda JPN DQ (r163.3)

**Heat 2: (1.1)** 1, Kéneris 20.30; 2, Torrieri 20.43; 3, Devonish 20.44; 4, Suetsugu 20.48; 5, Troy Douglas NED 20.54; 6, Ricardo Williams JAM 20.65; 7, Heber Viera URU 20.83; 8, Dominic Demeritte BAH 20.86

**Heat 3: (-0.3)** 1, Williams 20.24; 2, Collins 20.25; 3, Emedolu 20.48; 4, Fujimoto 20.78; 5, Juan Pedro Toledo MEX 20.80; 6, Marcus la Grange RSA 20.83; 7, Caimin Douglas NED 20.87; 8, Ramon Clay USA 23.58

**Heat 4: (-1.4)** 1, Little 20.34; 2, Urbás 20.54; 3, Hartonen 20.58; 4, Silva 20.58; 5, Dwain Chambers GBR 20.60; 6, Alexander Kosenkow GER 20.66; 7, John Ertzgaard NOR 20.88; Christoph Cheval FRA DQ (r40.9) (20.75)

**Semi-finals (First 4 to final) (Aug 8)**

**Heat 1: (1.0)** 1, Malcolm 20.08; 2, Little 20.13; 3, Buckland 20.15; 4, Collins 20.26; 5, Marcin Urbás POL 20.48; 6, Toshiyuki Fujimoto JPN 20.56; 7, Tommi Hartonen FIN 20.65; 8, Joseph Batangdon CMR 20.66

**Heat 2: (0.7)** 1, Kéneris 20.03; 2, Williams 20.11; 3, Crawford 20.21; 4, Devonish 20.29; 5, Marco Torrieri ITA 20.38; 6, Shingo Suetsugu JPN 20.39; 7, Uchenna Emedolu NGR 20.40; 8, Claudinei da Silva BRA 20.64

|        |                  |     |       |
|--------|------------------|-----|-------|
| 4, [5] | Tyson Gay        | USA | 20.34 |
| 5, [7] | Stéphan Buckland | MRI | 20.41 |
| 6, [8] | Patrick Johnson  | AUS | 20.58 |
| 7, [2] | Tobias Unger     | GER | 20.81 |
| 8, [1] | Usain Bolt       | JAM | 26.27 |

**Paris 2003****Final (Aug 29) (0.1)**

|        |                    |     |       |
|--------|--------------------|-----|-------|
| 1, [6] | John Capel         | USA | 20.30 |
| 2, [4] | Darvis Patton      | USA | 20.31 |
| 3, [5] | Shingo Suetsugu    | JPN | 20.38 |
| 4, [2] | Darren Campbell    | GBR | 20.39 |
| 5, [3] | Stéphan Buckland   | MRI | 20.41 |
| 6, [1] | JJ Johnson         | USA | 20.47 |
| 7, [7] | Frankie Fredericks | NAM | 20.47 |
| 8, [8] | Uchenna Emedolu    | NGR | 20.62 |

The most impressive qualifiers were Patton (20.03) and Buckland (20.06). Times in the final were slowed by cool, wet conditions experienced on the evening of August 29. No-one got clear on the bend and the five men in lanes 2-6 were virtually level at the start of the straight. Capel (lane 6) then edged in front though Patton – who was nursing an injured left knee – closed to within one hundredth. Suetsugu won Japan's first global sprint medal since 1952. Edmonton winner Kentéris was a late withdrawal.

**First round (First 3 & 8 fastest to second round) (Aug 27)**

**Heat 1: (-0.6)** 1, Jędrusiński 20.58; 2, Capel 20.59; 3, Williams 20.60; 4, Dolphin 20.69; 5, Julian Raeburn TTO 21.15; Sittichai Suwonprateep THA DQ (r163.3) (21.15); Alex Giovani Navas HON DQ (r163.3) (22.38)

**Heat 2: (0.7)** 1, Buckland 20.38; 2, Goúsis 20.57; 3, Malcolm 20.65; 4, Loum 20.73; 5, Brizzel 20.75; 6, Miyazaki 20.79; 7, Aaron Egbele NGR 21.24; 8, Ahuín de Souza AIA 23.24

**Heat 3: (-0.6)** 1, Vries 20.73; 2, Douglas 20.76; 3, Golding 20.82; 4, Al-Bishi 20.86; 5, Heber Viera URU 20.87; 6, Jorge Conde NCA 22.75; Christian Nsiah GHA DQ (r163.3) (21.16)

**Heat 4: (-0.5)** 1, Patton 20.27; 2, Cavallaro 20.42; 3, Urbás 20.66; 4, Williams 20.71; 5, Geza Pauer HUN 21.02; 6, Jaysuma Saidy GAM 21.42; 7, Darian Forbes TKS 21.87

**Heat 5: (0.4)** 1, Suetsugu 20.58; 2, Batangdon 20.71; 3, van Branteghem 20.79; 4, Francis Obikwelu POR 20.93; 5, Gennadiy Chernovol KAZ 21.11; 6, Tobias Unger GER 21.33; 7, Hamood Al-Dalhami OMA 21.52

**Heat 6: (1.6)** 1, de Souza 20.82; 2, Williams 20.86; 3, Johnson 20.89; 4, Yang Yaozu CHN 20.90; 5, Adrian Durant ISV 21.11; 6, Evans Marie SEY 22.60; 7, Ashley Kazuma PLW 23.84

**Heat 7: (0.5)** 1, Wissman 20.54; 2, Emedolu 20.55; 3, Johnson 20.56; 4, Nthépé 20.83; 5, Anninos Marcoullides CYP 20.97; 6, Keita Cline IVB 21.31; 7, John Lumkon FIJ 21.55

**Heat 8: (-0.8)** 1, Campbell 20.54; 2, Demeritte 20.56; 3, Fredericks 20.65; 4, Sarrís 20.70; 5, Brian Dzingai ZIM 20.96; 6, Salem Al-Qaifi YEM 22.94; 7, Shane Ogomoro NMI 23.77; Salem Al-Yami KSA DNS

**Second round (First 4 to semi-finals) (Aug 27)**

**Heat 1: (2.3)** 1, Suetsugu 20.24w; 2, Demeritte 20.51; 3, Williams 20.53; 4, Wissman 20.59; 5, Oumar Loum SEN 20.67; 6, Aimé-Issa Nthépé FRA 20.69; 7, Marcin Urbás POL 20.72; 8, Joseph Batangdon CMR 20.81

**Heat 2: (0.6)** 1, Patton 20.40; 2, Cavallaro 20.47; 3, Malcolm 20.58; 4, Al-Bishi 20.74; 5, Chris Williams JAM 20.79; 6, Cláudio de Souza BRA 20.82; 7, Patrick Johnson AUS 20.83; 8, James Dolphin NZL 21.08

**Heat 3: (0.7)** 1, Buckland 20.06; 2, Johnson 20.22; 3, Emedolu 20.56; 4, Vries 20.59; 5, Troy Douglas NED 20.64; 6, Hisashi Miyazaki JPN 20.70; 7, Panayiótis Sarrís GRE 20.74; 8, Julian Golding GBR 20.79

**Heat 4: (0.1)** 1, Capel 20.30; 2, Campbell 20.35; 3, Fredericks 20.49; 4, Jędrusiński 20.53; 5, Paul Brizzel IRL 20.56; 6, Anastásios Goúsis GRE 20.67; 7, Cédric van Branteghem BEL 20.70; 8, LaTonel Williams JAM 20.73

**Semi-finals (First 4 to final) (Aug 28)**

**Heat 1: (0.6)** 1, Patton 20.03; 2, Buckland 20.11; 3, Fredericks 20.29; 4, Johnson 20.36; 5, Christian Malcolm GBR 20.43; 6, Marcin Jędrusiński POL 20.48; 7, Hamed Hamadan Al-Bishi KSA 20.70; 8, Dominic Demeritte BAH 20.71

**Heat 2: (0.0)** 1, Capel 20.18; 2, Suetsugu 20.22; 3, Campbell 20.34; 4, Emedolu 20.44; 5, Ricardo Williams JAM 20.45; 6, Sherwin Vries RSA 20.59; 7, Alessandro Cavallaro ITA 20.59; 8, Johan Wissman SWE 20.66

**Helsinki 2005****Final (Aug 11) (-0.5)**

|        |                  |     |       |
|--------|------------------|-----|-------|
| 1, [6] | Justin Gatlin    | USA | 20.04 |
| 2, [3] | Wallace Spearmon | USA | 20.20 |
| 3, [4] | John Capel       | USA | 20.31 |

Gay was the most impressive runner in the preliminaries, particularly in the first round where he cruised to a 19.99w (4.3) clocking ahead of a field all of whom progressed to round two. Wind conditions varied enormously. Only two races after the 19.99, Spearmon won his heat in 20.51 into a 2.7 wind. Gay was fastest next day in both the second round and semis. The four Americans – including defending champion Capel competing as a “wild card” – ran 1-2 in the two semi-finals, garnering the best lanes in the final.

With the temperature down to 11°C the final was not going to be won in an exceptional time. Gatlin, in the outside of the seeded lanes (3-6), got a good start, and “running scared”, as he later put it, was never headed. Spearmon and the fast-finishing Capel took the other medals. The only perceived threat to the US hegemony was Bolt, whose long legs were unable to cope with lane 1, and he suffered a muscle pull 50m from the finish while in fifth place. Prior to 2005 there had been 11 clean sweeps in the 382 individual World championship finals, but here we were seeing a 1-4 sweep for the first time.

**First round (First 3 & 8 fastest to second round) (Aug 9)**

**Heat 1: (-2.5)** 1, Buckland 20.94; 2, Howe 21.08; 3, Armstrong 21.10; 4, Panayiótis Sarrís GRE 21.43; 5, André da Silva BRA 21.44; 6, Heber Viera URU 21.71; 7, Nabie Fofanah GUI 22.16; 8, Afzal Baig PAK 22.54

**Heat 2: (3.0)** 1, Pogon 20.37w; 2, Dzingai 20.76; 3, Ilinov 20.85; 4, Hamed Hamadan Al-Bishi KSA 21.03; 5, Julian Raeburn TTO 21.12; 6, Evans Marie SEY 21.65; 7, Noor Adi Bin Rostam BRU 24.05; Obadele Thompson BAR DNS

**Heat 3: (1.8)** 1, Malcolm 20.36; 2, Capel 20.40; 3, Ernst 20.45; 4, Johnson 20.56; 5, Hartonen 20.59; 6, Daniel Abenzoar-Foule LUX 21.10; 7, Nicholas Mangham PLW 24.39; Omar O. Brown JAM DNF

**Heat 4: (1.3)** 1, Unger 20.45; 2, Williams 20.64; 3, Devonish 20.75; 4, Fasuba 20.88; 5, Matic Osovnikar SLO 20.94; 6, Basilio de Morães BRA 20.99; 7, Abubaker El Tawerghi LBA 21.72

**Heat 5: (-0.4)** 1, Bolt 20.80; 2, Suetsugu 20.85; 3, Beyens 20.88; 4, Koura Kaba Fantoni ITA 21.10; 5, Kevon Pierre TTO 21.24; 6, Oumar Loum SEN 21.37; 7, Beranger Bosse CAF 22.02

**Heat 6: (4.3)** 1, Gay 19.99w; 2, Jędrusiński 20.14; 3, Saidy 20.14; 4, Emedolu 20.22; 5, Wissman 20.26; 6, Julius 20.37; 7, Hession 20.40

**Heat 7: (-2.1)** 1, Batman 20.68; 2, Hoogmoed 20.80; 3, Gatlin 20.90; 4, Shinji Takahira JPN 21.03; 5, Dmitriy Gluschenko UKR 21.15; 6, Mphelave Dlamini SWZ 21.79; 7, Dion Crabbe IVB 21.82; Francis Obikwelu POR DNS

**Heat 8: (-2.7)** 1, Spearmon 20.51; 2, Toledo 20.78; 3, Batangdon 20.84; 4, Demeritte 20.90; 5, Yang Yaozu CHN 21.03; 6, Bruno Pacheco BRA 21.05; David Alerte FRA DNF

**Second round (First 3 & 4 fastest to semi-finals) (Aug 10)**

**Heat 1: (2.0)** 1, Unger 20.91; 2, Spearmon 20.91; 3, Johnson 20.94; 4, Joseph Batangdon CMR 21.38; 5, Paul Hession IRL 21.69; 6, Yordan Ilinov BUL 21.94; 7, Brian Dzingai ZIM 22.32; Juan Pedro Toledo MEX DQ (r163.3)

**Heat 2: (-1.1)** 1, Gay 20.64; 2, Buckland 20.66; 3, Saidy 20.95; 4, Jędrusiński 21.07; 5, Johan Wissman SWE 21.16; 6, Andrew Howe ITA 21.19; 7, Dominic Demeritte BAH 21.25; Uchenna Emedolu NGR DNF

**Heat 3: (-3.7)** 1, Capel 20.78; 2, Bolt 20.87; 3, Armstrong 20.94; 4, Malcolm 21.02; 5, Suetsugu 21.11; 6, Leigh Julius RSA 21.45; 7, Sebastian Ernst GER 21.54; 8, Olusoji Fasuba NGR 21.92

**Heat 4: (-1.9)** 1, Williams 20.93; 2, Gatlin 20.94; 3, Devonish 20.95; 4, Batman 20.95; 5, Ronald Pogon FRA 21.26; 6, Guus Hoogmoed NED 21.26; 7, Kristof Beyens BEL 21.43; 8, Tommi Hartonen FIN 21.54

**Semi-finals (First 4 to final) (Aug 10)**

**Heat 1: (-0.1)** 1, Capel 20.45; 2, Spearmon 20.49; 3, Unger 20.63; 4, Bolt 20.68; 5, Jaysuma Saidy GAM 20.75; 6, Daniel Batman AUS 20.98; 7, Christian Malcolm GBR 21.09; Aaron Armstrong TTO DNS

**Heat 2: (-0.3)** 1, Gay 20.27; 2, Gatlin 20.47; 3, Buckland 20.54; 4, Johnson 20.65; 5, Chris Williams JAM 20.72; 6, Shingo Suetsugu JPN 20.84; 7, Marlon Devonish GBR 20.93; 8, Marcin Jędrusiński POL 20.99

**Osaka 2007****Final (Aug 30) (-0.8)**

|        |                   |     |       |             |
|--------|-------------------|-----|-------|-------------|
| 1, [4] | Tyson Gay         | USA | 19.76 | 10.13/ 9.63 |
| 2, [5] | Usain Bolt        | JAM | 19.91 | 10.15/ 9.76 |
| 3, [6] | Wallace Spearmon  | USA | 20.05 | 10.32/ 9.73 |
| 4, [8] | Rodney Martin     | USA | 20.06 | 10.30/ 9.80 |
| 5, [3] | Churandy Martina  | AHO | 20.28 | 10.50/ 9.80 |
| 6, [7] | Marvin Anderson   | JAM | 20.28 | 10.50/ 9.80 |
| 7, [9] | Chris Williams    | JAM | 20.57 | 10.50/10.10 |
| 8, [2] | Anastásios Goúsis | GRE | 20.75 | 10.70/10.10 |



The first round saw 16 men run quicker than 20.50 headed by the surprising Goúsis, who cut his lifetime best by more than three tenths to 20.11. Gay showed power in the second round, zipping to a 20.08 ahead of Anderson, while Bolt duplicated his teammate's time of 20.13 in winning his heat. Bolt and Gay were the semi-final winners, with Spearmon and Anderson the athletes looking most likely to threaten the two favourites.

In the final, Bolt took an early lead over Gay (5.69 to 5.74 at 50m), but Gay had caught his tall (1.96m) rival by 100m, and he accelerated powerfully in the straight, passing 150m in 14.75 and gradually extending his lead to the finish. His time of 19.76 beat Michael Johnson's championship record, while Bolt easily held off fast-finishing Spearmon who pipped Martin for the bronze.

#### First round (First 4 & 8 fastest to second round) (Aug 28)

**Heat 1: (0.2)** 1, Takahira 20.83; 2, Williams 20.88; 3, de Moraes 21.09; 4, Nazareno 21.18; 5, Juan Pedro Toledo MEX 21.31; 6, Ruslan Abbasov AZE 21.33; 7, Morne Nagel RSA 21.35; 8, Harmon Harmon COK 23.78

**Heat 2: (0.2)** 1, Gay 20.46; 2, Martina 20.47; 3, Viana 20.47; 4, Osovnikar 20.51; 5, Hongisto 20.56; 6, Dolphin 20.65; 7, Cribari 20.71; 8, Mphelave Dlamini SWZ 21.96; 9, Amaroy Marino PLW 23.34

**Heat 3: (0.2)** 1, Barnett 20.31; 2, Suetsugu 20.47; 3, Johnson 20.48; 4, Dzingai 20.50; 5, Hoogmoed 20.57; 6, Seth Amoo GHA 20.85; 7, Tang Yik Chun HKG 21.72; 8, Sittichai Suwonprateep THA 21.87

**Heat 4: (0.0)** 1, Goúsis 20.11; 2, Bolt 20.12; 3, Christian 20.23; 4, Jędrusiński 20.31; 5, Abrantes 20.48; 6, Mitchell 20.81; 7, Teplykh 20.81; 8, Michael Alico GUM 22.45

**Heat 5: (0.7)** 1, Martin 20.44; 2, Hession 20.46; 3, Schneeberger 20.72; 4, Kamiyama 20.78; 5, Christian Krone RSA 20.85; 6, Khalil Al-Hanahneh JOR 21.01; 7, Courtney Bascombe VIN 22.08

**Heat 6: (-0.1)** 1, Anderson 20.43; 2, Beyens 20.44; 3, Spearmon 20.45; 4, Obikwelu 20.61; 5, Seoud 20.65; 6, Hitjivirue Kaanjuka NAM 21.10; 7, Daniel Grueso COL 21.11; 8, Zahir Naseer MDV 23.27

#### Second round (First 4 to semi-finals) (Aug 28)

**Heat 1: (0.3)** 1, Martin 20.25; 2, Dzingai 20.28; 3, Christian 20.36; 4, Williams 20.40; 5, Matic Osovnikar SLO 20.65; 6, Amr Ibrahim Seoud EGY 20.72; 7, Shinji Takahira JPN 20.77; 8, James Dolphin NZL 20.80

**Heat 2: (-0.3)** 1, Bolt 20.13; 2, Spearmon 20.26; 3, Martina 20.39; 4, Barnett 20.41; 5, Visa Hongisto FIN 20.78; 6, Tomoya Kamiyama JPN 20.89; 7, Basílio de Moraes BRA 21.07; 8, Jacobi Mitchell BAH 21.17

**Heat 3: (0.9)** 1, Gay 20.08; 2, Anderson 20.13; 3, Obikwelu 20.38; 4, Jędrusiński 20.53; 5, Sandro Viana BRA 20.68; 6, Shingo Suetsugu JPN 20.70; 7, Marco Cribari SUI 20.86; 8, Guus Hoogmoed NED 21.32

**Heat 4: (0.6)** 1, Hession 20.50; 2, Goúsis 20.51; 3, Beyens 20.52; 4, Johnson 20.62; 5, Arnaldo Abrantes POR 20.82; 6, Ivan Teplykh RUS 20.98; 7, Marc Schneeberger SUI 21.09; 8, Franklin Nazareno ECU 21.50

#### Semi-finals (First 4 to final) (Aug 29)

**Heat 1: (-0.4)** 1, Bolt 20.03; 2, Spearmon 20.05; 3, Martin 20.18; 4, Martina 20.20; 5, Francis Obikwelu POR 20.40; 6, Brian Dzingai ZIM 20.45; 7, Marcin Jędrusiński POL 20.54; 8, Bryan Barnett CAN 20.68

**Heat 2: (-0.4)** 1, Gay 20.00; 2, Anderson 20.06; 3, Williams 20.24; 4, Goúsis 20.33; 5, Brendan Christian ANT 20.36; 6, Paul Hession IRL 20.50; 7, Kristof Beyens BEL 20.53; 8, Patrick Johnson AUS 20.73

## Berlin 2009

### Final (Aug 20) (-0.3)

|         |                  |     |                     |             |
|---------|------------------|-----|---------------------|-------------|
| 1, [5]  | Usain Bolt       | JAM | 19.19 <sup>WR</sup> | 9.92/ 9.27  |
| 2, [6]  | Alonso Edward    | PAN | 19.81               | 10.37/ 9.44 |
| 3, [4]  | Wallace Spearmon | USA | 19.85               | 10.42/ 9.43 |
| 4, [8]  | Shawn Crawford   | USA | 19.89               | 10.15/ 9.74 |
| 5, [3]  | Steve Mullings   | JAM | 19.98               | 10.20/ 9.78 |
| 6, [7]  | Charles Clark    | USA | 20.39               | 10.38/10.01 |
| 7, [11] | Ramil Guliyev    | AZE | 20.61               | 10.77/ 9.84 |
| 8, [2]  | David Alerte     | FRA | 20.68               | 10.65/10.03 |

The first round heats eliminated none of the possible medallists, though Tyson Gay decided to save himself for the relay rather than going for the 200m. Mullings was the fastest across the first two rounds, with 20.26, and more clues were offered in the semi-finals. Bolt led the first race by a metre from Crawford at the halfway point, and with a gap of two metres plus by 130m, he then eased back to win in 20.08. In the second semi, Mullings led by a metre at halfway, but Spearmon went clear at 140m to win in 20.14.

It was felt that the car accident Bolt had in April would have hindered his training sufficiently to make it unlikely that he would threaten his year-old world record of 19.30. Running in lane five, Bolt made up

the stagger on Edward (6) within 50m, and led the field by over two metres by halfway in an unheard of 9.92. Bolt's second 50m, partly on the curve, had taken a staggering 4.32 seconds. He was 0.20 slower over the third 50m segment, passing 150m in 14.44, with Crawford still in second (14.80), Mullings third (14.93), then Edward (15.00) and Spearmon (15.06) closing in.

Bolt flew across the line with the stadium clock showing 19.20, which was quickly rounded down to the official 19.19 (actually 19.190). Despite not being as well prepared as in Beijing, Bolt had surprised himself to cut his his own world record by 0.11. Behind him Edward caught the fading Crawford with 10m to go, then Spearmon edged past for the bronze. Mullings became the first man to run 200m under 20 seconds, and finish only fifth.

#### First round (First 3 & 5 fastest to second round) (Aug 18)

**Heat 1: (-1.5)** 1, Crawford 20.60; 2, Smirnov 20.85; 3, Dzingai 20.97; 4, Adam Harris GUY 21.28; 5, Aaron Armstrong TTO 21.38; 6, Khalil Al-Hanahneh JOR 21.98; Dwain Chambers GBR & Jaysuma Saidy Ndure NOR DNS

**Heat 2: (-1.6)** 1, Christian 20.81; 2, Menga 20.84; 3, Clark 20.87; 4, Meité 20.93; 5, Al-Salfa 20.94; 6, Niko Verekaita FIJ 21.43; 7, Amr Ibrahim Seoud EGY 21.44; Desislav Gunev BUL DNF

**Heat 3: (0.1)** 1, Mullings 20.62; 2, Hession 20.66; 3, Fujimitsu 20.69; 4, Alerte 20.72; 5, Idriss Khalid Zougari MAR 21.24; 6, Franklin Nazareno ECU 21.84; 7, Gerald Phiri ZAM DNS

**Heat 4: (0.2)** 1, Devonish 20.92; 2, Guliyev 21.12; 3, Niit 21.21; 4, Nathaniel McKinney BAH 21.26; 5, Joel Redhead GRN 21.37; 6, Ronalds Arajis LAT 21.38; 7, Sibusiso Matsenjwa SWZ 21.93; 8, Andrew Hinds BAR 22.60

**Heat 5: (-0.2)** 1, Bolt 20.70; 2, Sorillo 20.74; 3, Effah 20.80; 4, Sandro Viana BRA 21.18; 5, Eddy De Lépine FRA 21.23; 6, Hitoshi Saito JPN 21.38; Obinna Metu NGR DNS

**Heat 6: (0.2)** 1, Edward 20.71; 2, Schneeberger 20.76; 3, Callander 20.81; 4, Igor Bodrov UKR 21.00; 5, Hamed Hamdan Al-Bishi KSA 21.00; 6, Ramon Gittens BAR 21.33; 7, Vyacheslav Muravyov KAZ 21.48

**Heat 7: (-0.6)** 1, Mbandjock 20.65; 2, Cribari 20.80; 3, Palacios 20.83; 4, Collins 20.83; 5, Alexander Kosenkow GER 20.99; 6, Ángel David Rodríguez ESP 21.37; Tyson Gay USA DNS

**Heat 8: (-0.9)** 1, Connaughton 20.82; 2, Takahira 20.86; 3, Buckland 21.00; 4, Patrick van Luijk NED 21.05; 5, Fanuel Kenosi BOT 21.75; 6, Nikolai Portelli MLT 22.11; 7, Gabriel Mvumvure ZIM 22.67; Arnaldo Abrantes POR DNS

**Heat 9: (-0.7)** 1, Hering 20.64; 2, Spearmon 20.67; 3, Smellie 20.71; 4, Mpuang 20.91; 5, Ramone McKenzie JAM 20.97; 6, Seth Amoo GHA 21.04; Churandy Martina AHO DNS

#### Second round (First 3 & 4 fastest to semi-finals) (Aug 18)

**Heat 1: (0.0)** 1, Bolt 20.41; 2, Alerte 20.51; 3, Mbandjock 20.55; 4, Clark 20.55; 5, Sorillo 20.58; 6, Kim Collins SKN 20.84; 7, Marc Schneeberger SUI 20.91; 8, Gavin Smellie CAN 21.27

**Heat 2: (-0.2)** 1, Crawford 20.37; 2, Devonish 20.66; 3, Palacios 20.69; 4, Shinji Takahira JPN 20.69; 5, Roman Smirnov RUS 20.72; 6, Omar Jouma Al-Salfa UAE 20.97; Jared Connaughton CAN DQ (r163.3); Brian Dzingai ZIM DNF

**Heat 3: (-0.3)** 1, Mullings 20.23; 2, Guliyev 20.40; 3, Hession 20.48; 4, Christian 20.58; 5, Callander 20.62; 6, Platini-Aleixo Menga GER 20.68; 7, Ben Youssef Meité CIV 20.78; 8, Stéphan Buckland MRI 21.33

**Heat 4: (-0.6)** 1, Edward 20.33; 2, Spearmon 20.44; 3, Hering 20.58; 4, Marco Cribari SUI 20.81; 5, Thuso Mpuang RSA 20.87; 6, Kenji Fujimitsu JPN 20.97; 7, Sam Effah CAN 20.97; Marek Niit EST DNS

#### Semi-finals (First 4 to final) (Aug 19)

**Heat 1: (0.0)** 1, Bolt 20.08; 2, Edward 20.22; 3, Crawford 20.35; 4, Alerte 20.45; 5, Robert Hering GER 20.52; 6, Rondell Sorillo TTO 20.63; 7, Rolando Palacios HON 20.67; 8, Brendan Christian ANT20.79

**Heat 2: (0.3)** 1, Spearmon 20.14; 2, Mullings 20.26; 3, Clark 20.27; 4, Guliyev 20.28; 5, Martial Mbandjock FRA 20.43; 6, Paul Hession IRL 20.48; 7, Marlon Devonish GBR 20.62; 8, Emmanuel Callander TTO 20.70

## Daegu 2011

### Final (Sep 3) (0.8)

|         |                     |     |       |            |
|---------|---------------------|-----|-------|------------|
| 1, [3]  | Usain Bolt          | JAM | 19.40 | 9.97/9.43  |
| 2, [4]  | Walter Dix          | USA | 19.70 | 10.11/9.59 |
| 3, [6]  | Christophe Lemaitre | FRA | 19.80 | 10.24/9.56 |
| 4, [8]  | Jaysuma Saidy Ndure | NOR | 19.95 | 10.2 /9.8  |
| 5, [5]  | Nickel Ashmeade     | JAM | 20.29 | 10.4 /9.9  |
| 6, [2]  | Bruno de Barros     | BRA | 20.31 | 10.5 /9.9  |
| 7, [11] | Rondell Sorillo     | TTO | 20.34 | 10.5 /9.9  |
|         | [7] Alonso Edward   | PAN | DNF   |            |

Bolt was back to his normal playful self as the runners lined up for the final, but his reaction time at the start (0.193) showed how careful he was to avoid another disqualification. Despite the strictures that lane three imposed on a man 1.96m tall, Bolt still passed 100m in 9.97, lead-

ing by almost 2m from Dix, who was a half metre in front of Ndure. Bolt extended his lead down the straight, passing 147m in 14.25, 0.21 ahead of Dix, with Lemaitre now in third (14.61). The world record holder continued to extend his lead, winning by a full three tenths from Dix in the third best time ever. "I was running as hard as possible," he remarked. Lemaitre set a French record of 19.80 after duelling with Ndure for the bronze.

#### First round (First 3 & 3 fastest to semi-finals) (Sep 2)

**Heat 1: (0.3)** 1, Dix 20.42; 2, Seoud 20.44; 3, Collins 20.52; 4, Ogunode 20.54; 5, Marc Schneeberger SUI 20.81; 6, Sebastian Ernst GER 20.95; 7, Sibusiso Matsenjwa SWZ 21.29; 8, Roudy Monrose HAI 22.18

**Heat 2: (-0.3)** 1, Bolt 20.30; 2, Mathieu 20.46; 3, Maslák 20.63; 4, Malcolm 20.66; 5, Martina 20.70; 6, Bryan Barnett CAN 20.75; 7, Emmanuel Callender TTO 20.97

**Heat 3: (-1.1)** 1, Ndure 20.65; 2, Patton 20.80; 3, Åstrand 20.87; 4, Paul Hession IRL 21.02; 5, BJ Lawrence SKN 21.16; 6, Rolando Palacios HON 21.22; 7, Yuichi Kobayashi JPN 21.27; 8, Khalilur Rahman BAN 23.53

**Heat 4: (-1.1)** 1, Lemaitre 20.51; 2, Takahira 20.87; 3, Lehata 21.03; 4, Marvin Anderson JAM 21.09; 5, Lebogang Moeng RSA 21.09; 6, Alex Wilson SUI 21.25; 7, Leeroy Henriette SEY 21.83

**Heat 5: (-0.8)** 1, Ashmeade 20.47; 2, Viana 20.62; 3, Saito 20.80; 4, James Ellington GBR 20.82; 5, Jeremy Dodson USA 20.92; 6, Gabriel Mvumvure ZIM 21.11; 7, Calvin Dascent ISV 21.15

**Heat 6: (0.4)** 1, Edward 20.55; 2, de Barros 20.63; 3, Schenkel 20.77; 4, Jared Connaughton CAN 20.83; 5, Ben Youssef Meité CIV 20.97; 6, Thuso Mpuang RSA 21.07; 7, Omar Jouma Al-Salfa UAE 21.45; 8, Luka Rakić MNE 22.73

**Heat 7: (-0.7)** 1, Sorriolo 20.68; 2, Forsythe 20.68; 3, Herrera 20.76; 4, Daniel Grueso COL 20.87; 5, Marek Niit EST 20.90; 6, Nilson André BRA 20.93; 7, Arnaldo Abrantes POR 21.10; 8, Holder da Silva GBS 21.82

#### Semi-finals (First 2 & 2 fastest to final) (Sep 2)

**Heat 1: (-1.0)** 1, Lemaitre 20.17; 2, Ashmeade 20.32; 3, Femi Ogunode QAT 20.58; 4, Kim Collins SKN 20.64; 5, Pavel Maslák CZE 20.87; Michael Mathieu BAH DNF; Sandro Viana BRA DQ (r162.7); Mosito Lehata LES DNS

**Heat 2: (-1.0)** 1, Bolt 20.31; 2, Ndure 20.50; 3, de Barros 20.54; 4, Sorriolo 20.56; 5, Darvis Patton USA 20.72; 6, Hitoshi Saito JPN 21.17; 7, Reto Schenkel SUI 21.18; Churandy Martina NED DNS

**Heat 3: (-0.7)** 1, Dix 20.37; 2, Edward 20.52; 3, Mario Forsythe JAM 20.63; 4, Michael Herrera CUB 20.75; 5, Christian Malcolm GBR 20.88; 6, Shinji Takahira JPN 20.90; 7, Jonathan Åstrand FIN 21.03; 8, Amr Ibrahim Seoud EGY 21.15

## Moscow 2013

### Final (Aug 17) (0.0)

|                                       |     |       |
|---------------------------------------|-----|-------|
| 1, <sup>[4]</sup> Usain Bolt          | JAM | 19.66 |
| 2, <sup>[8]</sup> Warren Weir         | JAM | 19.79 |
| 3, <sup>[3]</sup> Curtis Mitchell     | USA | 20.04 |
| 4, <sup>[6]</sup> Nickel Ashmeade     | JAM | 20.05 |
| 5, <sup>[5]</sup> Adam Gemili         | GBR | 20.08 |
| 6, <sup>[7]</sup> Anaso Jobodwana     | RSA | 20.14 |
| 7, <sup>[1]</sup> Churandy Martina    | NED | 20.35 |
| 8, <sup>[2]</sup> Jaysuma Saidy Ndure | NOR | 20.37 |

Bolt's pick-up in the final saw him gain a metre on the field by 60m, and at halfway he was 1½ metres clear of Ashmeade, with Gemili and Weir just behind. The defending champion extended his lead until easing down with 20m left, enabling Weir to gain ground. Behind them, Mitchell closed fast, moving up from seventh at 120m to third at the finish. For Bolt it was his third title in a row, and his fifth global gold in six years. The best ever-times were set for positions 6 & 8.

#### First round (First 3 & 3 fastest to semi-finals) (Aug 16)

**Heat 1: (-0.4)** 1, Mitchell 20.37 2, Ndure 20.44 3, Smelyk 20.52 4, Tsákonas 20.55 5, Isaac Makwala BOT 20.84 6, Kyle Greaux TTO 20.89 7, Hitjiviree Kaanjuka NAM 21.33 8, Neddly Marie SEY 21.98

**Heat 2: (-0.2)** 1, Jobodwana 20.17 2, Martina 20.37 3, Lehata 20.46 4, Quiñonez 20.47 5, Tremaine Harris CAN 20.68 6, Ratu Banuve Tabakaucoro FIJ 21.27 7, Liaqat Ali PAK 21.90 Joshua Ross AUS DQ (r40.9) (21.45)

**Heat 3: (0.0)** 1, Weir 20.34 2, Hortelano 20.47 3, Vicaut 20.50 4, Bruno de Barros BRA 20.60 5, Kei Takase JPN 20.96 6, Leastrod Roland SKN 21.37 7, Mitchel Davis DMA 21.99 8, Bernardo Valoyes COL 22.37

**Heat 4: (-0.7)** 1, Edward 20.45 2, Ashmeade 20.54 3, Adams 20.56 4, Aldemir Gomes da Silva BRA 20.73 5, Nil de Oliveira SWE 20.97 6, Aleksandr Khyutte RUS 21.46 7, Yendountien Tiebekabe TOG 21.85 Wilfried Koffi CIV DNS

**Heat 5: (-0.6)** 1, Ellington 20.55 2, Livermore 20.59 3, Spearmon 20.59 4, Zalewski 20.60 5, Xie Zhenye CHN 20.74 6, Rolando Palacios HON 21.02 7, Luguélin Santos DOM 21.13 8, Courtney Williams VIN 21.98

**Heat 6: (0.2)** 1, Gemili 20.17 2, Young 20.70 3, Iizuka 20.71 4, Winston George GUY 20.88 5, Sergio Ruiz ESP 20.88 6, Enrico Demonte ITA 21.13 7, Ayman Mohamed Ahmed Said EGY 22.27 8, Jerai Torres GIB 22.98

**Heat 7: (0.2)** 1, Bolt 20.66 2, Williams 20.72 3, Gordon 20.85 4, Yuichi Kobayashi JPN 20.97 5, Alex Wilson SUI 21.11 6, Jan Žumer SLO 21.35 7, Jamial Rolle BAH 21.40 8, Didier Kiki BEN 22.01

#### Semi-finals (First 2 & 2 fastest to final) (Aug 16)

**Heat 1: (0.0)** 1, Mitchell 19.97 2, Weir 20.20 3, Ndure 20.33 4, Jimmy Vicaut FRA 20.51 5, Bruno Hortelano ESP 20.55 6, Alex Quiñonez ECU 20.55 7, Delano Williams GBR 20.61 8, Lalonde Gordon TTO 21.14

**Heat 2: (0.0)** 1, Bolt 20.12 2, Jobodwana 20.13 3, Isiah Young USA 20.36 4, James Ellington GBR 20.44 5, Jason Livermore JAM 20.46 6, Antoine Adams SKN 20.47 7, Shota Iizuka JPN 20.61 8, Karol Zalewski POL 20.66

**Heat 3: (-0.3)** 1, Gemili 19.98 2, Ashmeade 20.00 3, Martina 20.13 4, Sergiy Smelyk UKR 20.42 5, Likoúrgos-Stéfanos Tsákonas GRE 20.56 6, Wallace Spearmon USA 20.66 7, Alonso Edward PAN 20.67 8, Mosito Lehata LES 20.68

## Beijing 2015

### Final (Aug 27) (-0.1)

|                                   |     |       |                   |
|-----------------------------------|-----|-------|-------------------|
| 1, <sup>[6]</sup> Usain Bolt      | JAM | 19.55 | 10.1/9.5          |
| 2, <sup>[4]</sup> Justin Gatlin   | USA | 19.74 | 10.1/9.6          |
| 3, <sup>[7]</sup> Anaso Jobodwana | RSA | 19.87 | 10.3/9.6 (19.861) |
| 4, <sup>[9]</sup> Alonso Edward   | PAN | 19.87 | 10.3/9.6 (19.863) |
| 5, <sup>[5]</sup> Zhanel Hughes   | GBR | 20.02 | 10.4/9.6          |
| 6, <sup>[3]</sup> Ramil Guliyev   | TUR | 20.11 | 10.5/9.6          |
| 7, <sup>[2]</sup> Femi Ogunode    | QAT | 20.27 | 10.5/9.8          |
| 8, <sup>[8]</sup> Nickel Ashmeade | JAM | 20.33 | 10.4/9.9          |

Despite Gatlin's 19.57 in winning the US title, Bolt moved into the role of favourite after his 100m victory. Fastest in the heats was Guliyev, the former Azeri, with a Turkish record of 20.01. A time as fast as 20.39 was insufficient for advancement to the semi-finals.

Gatlin and Bolt quickly drew clear of the field, and coming off the bend, Bolt was slightly ahead. Running hard over the next 75m, the Jamaican built up a lead of more than 2m, and eased down slightly to finish in 19.55 and take an outright record 10th gold medal from the IAAF World Championships. Gatlin finished in an excellent 19.74, while Jobodwana set a national record, just two thousandths ahead of Edward.

The most watched incident of the entire Beijing World Championships came during Bolt's lap of honour. A host cameraman riding a Segway accidentally swerved into the back of the Jamaican. Both men tumbled to the ground, and Bolt did a further head-over-heels. It looked bad – but no harm was done. After the following day's medal ceremony, Bolt sportingly agreed to meet the apogetic CCTV cameraman Song Tao. The two shook hands and everyone was smiles as the Jamaican cracked jokes about the mishap.

#### First round (First 3 & 3 fastest to semi-finals) (Aug 25)

**Heat 1: (-0.3)** 1, Guliyev 20.01; 2, Fujimitsu 20.28; 3, Mena 20.37; 4, Wilfried Koffi CIV 20.39; 5, Mike Nyangau KEN 20.51; 6, Isiah Young USA 20.51; 7, Mohammed Abukhousa PLE 21.36; 8, Liaqat Ali PAK 21.55; Ahmed Ali SUD DQ (r163.3a)

**Heat 2: (-0.2)** 1, Edward 20.11; 2, Martina 20.22; 3, Lemaitre 20.29; 4, Takase 20.33; 5, Bruno de Barros BRA 20.42; 6, Odele Tega NGR 20.49; 7, Tatenda Tumba ZIM 21.21; 8, Luka Rakić MNE 21.86; 9, Beouch Ngrichongor NMA 23.93

**Heat 3: (0.1)** 1, Bolt 20.28; 2, Skyers 20.29; 3, Martinez 20.34; 4, Julian Reus GER 20.51; 5, Julius Morris MNT 20.56; 6, Teray Smith BAH 20.91; 7, Sydney Siame ZAM 21.08; 8, Mauriel Carty AIA 22.63; Rolando Palacios HON DQ (r163.3a) (21.03)

**Heat 4: (0.0)** 1, Gatlin 20.19; 2, Sani Brown 20.35; 3, Ashmeade 20.40; 4, Carvin Nkanata KEN 20.43; 5, Jeffrey John FRA 20.48; 6, Antoine Adams SKN 20.75; 7, Phearith Nget CAM 22.11; 8, Jerai Torres GIB 22.77

**Heat 5: (-0.4)** 1, Hughes 20.13; 2, Forte 20.16; 3, Rodney 20.18; 4, Simbine 20.23; 5, Dodson 20.31; 6, Sergiy Smelyk UKR 20.60; 7, Sibusiso Matsenjwa SWZ 20.78; 8, Harold Houston BER 20.92

**Heat 6: (-0.1)** 1, Tsákonas 20.14; 2, Weir 20.24; 3, Talbot 20.35; 4, Robin Erewa GER 20.67; 5, Karol Zalewski POL 20.77; 6, Adama Jammeh GAM 20.81; 7, Mosito Lehata LES 21.43

**Heat 7: (-0.4)** 1, Jobodwana 20.22; 2, Ogunode 20.25; 3, Francis 20.38; 4, Aaron Brown CAN 20.43; 5, Kyle Greaux TTO 20.51; 6, Aldemir Gomes da Silva BRA 20.59; Xie Zhenye CHN DQ (r163.3a) (20.37); Alex Quiñonez ECU DQ (r162.7)

#### Semi-finals (First 2 & 2 fastest to final) (Aug 26)

**Heat 1: (0.4)** 1, Hughes 20.14; 2, Ashmeade 20.19; 3, Churandy Martina NED 20.20; 4, Likoúrgos-Stéfanos Tsákonas GRE 20.22; 5, Christophe Lemaitre FRA 20.34; 6, Akani Simbine RSA 20.37; 7, Warren Weir JAM 20.43; 8, Brendon Rodney CAN 20.46

**Heat 2: (-0.2)** 1, Gatlin 19.87; 2, Edward 20.02; 3, Ogunode 20.05; 4, Yancarlos Martinez DOM 20.31; 5, Abdul Hakim Sani Brown JPN 20.47; 6, Jeremy Dodson SAM 20.53; 7, Reynier Mena CUB 20.56; 8, Julian Forte JAM 20.57

**Heat 3: (0.8)** 1, Bolt 19.95; 2, Jobodwana 20.01; 3, Guliyev 20.10; 4, Miguel

Francis ANT 20.14; 5, Roberto Skyers CUB 20.23; 6, Danny Talbot GBR 20.27; 7, Kenji Fujimitsu JPN 20.34; 8, Kei Takase JPN 20.64

**200 METRES****Multiple Medallists:**

|   |                    |     |                              |
|---|--------------------|-----|------------------------------|
| 5 | Usain Bolt         | JAM | 07-2, 09-1, 11-1, 13-1, 15-1 |
| 4 | Frankie Fredericks | NAM | 91-2, 93-1, 95-2, 97-2       |
| 3 | Wallace Spearmon   | USA | 05-2, 07-3, 09-3             |
| 2 | Calvin Smith       | USA | 83-1, 87-1                   |
|   | John Regis         | GBR | 87-3, 93-2                   |
|   | Michael Johnson    | USA | 91-1, 95-1                   |
|   | Claudinei da Silva | BRA | 97-3, 99-2                   |
|   | John Capel         | USA | 03-1, 05-3                   |
|   | Justin Gatlin      | USA | 05-1, 15-2                   |

**Most Finals/Appearences:**

|   |            |                                      |
|---|------------|--------------------------------------|
| 6 | Fredericks | 91-2, 93-1, 95-2, 97-2, 99-dns, 03-7 |
|   | Bolt       | 05-8, 07-2, 09-1, 11-1, 13-1, 15-1   |

**National Placings:**

|               | 1         | 2         | 3            | 4         | 5         | 6         | 7         | 8         | Points     |
|---------------|-----------|-----------|--------------|-----------|-----------|-----------|-----------|-----------|------------|
| USA           | 8         | 5         | 6+1=         | 4         | -         | 4         | 2         | -         | 176.5      |
| JAM           | 4         | 3         | -            | 1         | 2         | 1         | 1         | 2         | 73         |
| GBR           | -         | 1         | 1            | 2         | 3         | -         | 2         | 1         | 40         |
| BRA           | -         | 1         | 1            | 3         | 1         | 1         | -         | 1         | 36         |
| NAM           | 1         | 3         | -            | -         | -         | -         | 1         | -         | 31         |
| FRA           | -         | 1         | 1            | -         | -         | 2         | -         | 1         | 20         |
| NGR           | -         | -         | 1            | -         | 1         | 1         | -         | 1         | 14         |
| GRE           | 1         | -         | -            | -         | 1         | -         | -         | 1         | 13         |
| PAN           | -         | 1         | -            | 1         | -         | -         | -         | -         | 12         |
| MRI           | -         | -         | -            | -         | 2         | 1         | -         | -         | 11         |
| TTO           | 1         | -         | -            | -         | -         | -         | 1         | -         | 10         |
| ITA           | -         | -         | 1            | -         | -         | -         | 2         | -         | 10         |
| RSA           | -         | -         | 1            | -         | -         | 1         | -         | -         | 9          |
| NOR           | -         | -         | -            | 1         | -         | 1         | -         | 1         | 9          |
| BAR           | -         | -         | -            | 1         | -         | 1         | -         | -         | 8          |
| AUS           | -         | -         | -            | -         | 1         | 1         | -         | 1         | 8          |
| CAN           | -         | -         | 1            | -         | -         | -         | -         | 1         | 7          |
| JPN           | -         | -         | 1            | -         | -         | -         | -         | -         | 6          |
| CUB           | -         | -         | -            | 1         | -         | -         | -         | 1         | 6          |
| GER           | -         | -         | -            | -         | 1         | -         | 1         | -         | 6          |
| SKN           | -         | -         | 1=           | -         | -         | -         | -         | -         | 5.5        |
| URS           | -         | -         | -            | -         | 1         | -         | -         | 1         | 5          |
| AHO           | -         | -         | -            | -         | 1         | -         | -         | -         | 4          |
| POL           | -         | -         | -            | -         | 1         | -         | -         | -         | 4          |
| TUR           | -         | -         | -            | -         | -         | 1         | -         | -         | 3          |
| AZE           | -         | -         | -            | -         | -         | -         | 1         | -         | 2          |
| BUL           | -         | -         | -            | -         | -         | -         | 1         | -         | 2          |
| GHA           | -         | -         | -            | -         | -         | -         | 1         | -         | 2          |
| NED           | -         | -         | -            | -         | -         | -         | 1         | -         | 2          |
| QAT           | -         | -         | -            | -         | -         | -         | 1         | -         | 2          |
| BEL           | -         | -         | -            | -         | -         | -         | -         | 1         | 1          |
| <b>Totals</b> | <b>15</b> | <b>15</b> | <b>14+2=</b> | <b>14</b> | <b>15</b> | <b>15</b> | <b>15</b> | <b>13</b> | <b>538</b> |

**400 Metres****Helsinki 1983****Final (Aug 10)**

|        |                  |     | Halves          |
|--------|------------------|-----|-----------------|
| 1, [4] | Bert Cameron     | JAM | 45.05 21.8/23.3 |
| 2, [5] | Mike Franks      | USA | 45.22 21.7/23.6 |
| 3, [1] | Sunder Nix       | USA | 45.24 22.2/23.1 |
| 4, [7] | Erwin Skamrahl   | FRG | 45.37 21.4/24.0 |
| 5, [3] | Hartmut Weber    | FRG | 45.49 21.6/23.9 |
| 6, [6] | Thomas Schönlebe | GDR | 45.50 22.0/23.5 |
| 7, [8] | Michael Paul     | TTO | 45.80 21.5/24.3 |
| 8, [2] | Gérson Souza     | BRA | 45.91 21.8/24.2 |

The Commonwealth and three-times US Collegiate Champion, Cameron justified his status as favourite with a clear win. Conversely, the silver and bronze medals did not go to form. Cameron felt that the Germans Weber and Skamrahl would be his biggest rivals but Franks (pre-1983 best of only 48.74) proved to be his closest challenger. Third place went to another American, Nix, who made up four places in the finishing straight and only made the final as fastest loser.

**First round (First 3 & 11 fastest to second round) (Aug 7)**

**Heat 1:** 1, Nix 46.19; 2, Souza 46.43; 3, Brown 46.60; 4, Del Prado 46.92; 5, Aldo Canti FRA 47.50; 6, Gordan Hinds BAR 47.55; 7, Kenrick Clifton-Camerud SKN 49.68; Paiwa Bogela PNG DNS

**Heat 2:** 1, Cameron 46.11; 2, Tomko 46.17; 3, Schönlebe 46.23; 4, Vasvari 46.69; 5, Abu Alhassan GHA 48.14; 6, Ibrahim Khalil UAE 48.16; 7, Ali Alarasi YAR 59.67; Angel Heras ESP DQ

**Heat 3:** 1, Skamrahl 46.31; 2, Bennett 46.58; 3, Hinds 46.64; 4, Minihan 46.90; 5, Atuti 46.95; 6, Dean Greenaway IVB 48.26; Emmanuel Bitanga CMR DNS

**Heat 4:** 1, Paul 46.33; 2, Kyeswa 46.35; 3, Takano 46.66; 4, Tabron 46.68; 5, Arnold 47.44; 6, David Sawyer SLE 49.29; 7, Lenford O'Garro STV 50.25; Nafee Mersal EGY DNS

**Heat 5:** 1, Wepler 46.32; 2, Hassan 46.61; 3, Markin 46.74; 4, Tiacoh 47.11; 5, Daley 47.19; 6, Josjö 47.25; 7, Jean-Marie Rudasingwa RWA 50.52; Allan Ingraham BAH DNS

**Heat 6:** 1, Franks 46.16; 2, Sigurdsson 47.09; 3, Madzokere 47.17; 4, Malovec 47.35; 5, Moussa Fall 1 SEN 47.72; 6, Joseph Ramutshabi BOT 48.35; 7, Agripa Mwausage MAW 49.02; Sunday Uti NGR DQ

**Heat 7:** 1, Weber 45.74; 2, Clark 46.26; 3, Okot 46.69; 4, Rusanen 47.37; 5, Adram Mkumi TAN 49.22; 6, Clive Williams BIZ 51.82; Roberto Ribaud ITA DQ; Michael Solomon TTO DNS

**Second round (First 4 to semi-finals) (Aug 8)**

**Heat 1:** 1, Franks 45.57; 2, Brown 45.80; 3, Schönlebe 45.86; 4, Wepler 46.12; 5, Gary Minihan AUS 46.32; 6, Mike Okot UGA 46.38; 7, Christopher Madzokere ZIM 46.74; Dusan Malovec TCH DNF

**Heat 2:** 1, Cameron 45.76; 2, Clark 45.84; 3, Skamrahl 45.90; 4, Souza 45.94; 5, Gabriel Tiacoh CIV 46.22; 6, Eliot Tabron USA 46.54; 7, Isidro Del Prado PHI 46.71; 8, Matti Rusanen FIN 47.69

**Heat 3:** 1, Weber 46.01; 2, Kyeswa 46.31; 3, Paul 46.44; 4, Hinds 46.62; 5, Susumu Takano JPN 47.06; 6, James Atuti KEN 47.59; 7, Oddur Sigurdsson ISL 48.09; Marcel Arnold SUI DNS

**Heat 4:** 1, Markin 46.16; 2, Nix 46.19; 3, Tomko 46.24; 4, Bennett 46.39; 5, Hector Daley PAN 46.42; 6, Eric Josjö SWE 46.97; 7, Sándor Vasvari HUN 47.34; El Kashief Hassan SUD DNF

**Semi-finals (First 4 to final) (Aug 9)**

**Heat 1:** 1, Franks 45.44; 2, Weber 45.61; 3, Schönlebe 45.67; 4, Paul 45.83; 5, Jan Tomko TCH 46.03; 6, Todd Bennett GBR 46.11; 7, Darren Clark AUS 46.36; 8, Martin Wepler FRG 46.55

**Heat 2:** 1, Cameron 45.48; 2, Skamrahl 45.61; 3, Souza 45.63; 4, Nix 45.73; 5, Viktor Markin URS 45.73; 6, Doug Hinds CAN 46.52; 7, Moses Kyeswa UGA 46.79; 8, Phil Brown GBR 46.81

**Rome 1987****Final (Sep 3)**

|        |                   |     |       |             |
|--------|-------------------|-----|-------|-------------|
| 1, [3] | Thomas Schönlebe  | GDR | 44.33 | 21.40/22.93 |
| 2, [5] | Innocent Egbunike | NGR | 44.56 | 21.14/23.42 |
| 3, [7] | Butch Reynolds    | USA | 44.80 | 21.71/23.09 |
| 4, [2] | Roberto Hernández | CUB | 44.99 | 21.48/23.51 |
| 5, [6] | Derek Redmond     | GBR | 45.06 | 21.36/23.70 |
| 6, [8] | David Kitur       | KEN | 45.34 | 21.73/23.61 |
| 7, [4] | Gabriel Tiacoh    | CIV | 46.27 | 22.17/24.10 |
| 8, [1] | Roddie Haley      | USA | 46.77 | 21.30/25.47 |

Nineteen eighty-seven saw the emergence of Reynolds, who cut the world low-altitude best to 44.10 and clocked a total of eight sub-44.50s prior to the World Championships. Unfortunately, the American was weakened by intestinal problems in Rome and struggled to qualify for the final. Egbunike, meanwhile, impressed greatly with a 44.26 semi-final (21.11 at halfway).

The Nigerian (lane 7) went out quickest in the final but was tracked by Schönlebe (lane 3), who had placed sixth as a teenager in Helsinki. The tall, bespectacled East German – unbeaten all year – proved to be much stronger and passed Egbunike in the last 60m to win. He broke his own European record in the process. Despite his problems, Reynolds took the bronze.

**First round (First 4 & 8 fastest to second round) (Aug 30)**

**Heat 1:** 1, Reynolds 45.51; 2, Takano 45.68; 3, Schersing 45.86; 4, Skerit 46.15; 5, Al Malky 46.23; 6, Bruce Philip DMA 46.56; 7, Felix Stevens CUB 46.89; Hossain Milzer BAN DNS

**Heat 2:** 1, Kitur 45.39; 2, Egbunike 45.84; 3, Forde 45.99; 4, Daley 46.26; 5, Todd Bennett GBR 46.58; 6, Lyndon George LCA 47.25; 7, Ian Morris TTO 48.06; 8, Bienvu Yagbongo CAF 50.14

**Heat 3:** 1, Tiacoh 45.65; 2, Clark 45.70; 3, Kurochkin 45.74; 4, Arnold 45.76; 5, Morris 45.83; 6, Macev 46.30; 7, Souza 46.39; Yaya Seyba MLI DNS

**Heat 4:** 1, Ugbisie 45.55; 2, Schönlebe 45.85; 3, McKay 46.30; 4, Ribaud 46.37; 5, Yann Quentrec FRA 46.78; 6, Mark Senior JAM 47.30; 7, Adramu Mikumi TAN 47.39; 8, Dawda Jallow GAM 48.40

**Heat 5:** 1, Redmond 45.33; 2, Carlowitz 45.52; 3, Haley 45.73; 4, Sawe 45.93; 5, Balosak 46.49; 6, Sánchez 46.54; 7, Tamás Molnár HUN 46.80; 8, Eliaser Watebossi INA 47.32

**Heat 6:** 1, Hernández 45.68; 2, Anzrah 45.91; 3, Cameron 45.94; 4, Brown 46.08; 5, Gudeta 46.25; 6, Prosin 46.26; 7, Jesús Malave VEN 47.10; 8, Lenford O'Garro STV 49.19



**Second round (First 3 & 4 fastest to semi-finals) (Aug 31)**

**Heat 1:** 1, Redmond 45.03; 2, Hernández 45.33; 3, Schersing 45.50; 4, Clark 45.58; 5, Hector Daley PAN 46.05; 6, Antonio Sánchez ESP 46.19; 7, John Anzrah KEN 46.45; Alemayehu Gudeta ETH DNS

**Heat 2:** 1, Schönlebe 44.81; 2, Kitur 44.94; 3, Haley 45.14; 4, Cameron 45.14; 5, Susumu Takano JPN 45.81; 6, Mohamed Al Malky OMA 45.94; 7, Vladimir Prosin URS 45.94; 8, Lubos Balosak TCH 46.76

**Heat 3:** 1, Egbunike 45.46; 2, Morris 45.49; 3, Reynolds 45.49; 4, Skerrit 45.65; 5, Kurochkin 45.76; 6, Tito Sawe KEN 45.93; 7, Gerson Souza BRA 46.46; 8, Ismail Macev YUG 46.54

**Heat 4:** 1, Carlowitz 45.27; 2, Ugbisie 45.30; 3, Tiacoh 45.33; 4, Arnold 45.76; 5, Antonio McKay USA 45.85; 6, Elvis Forde BAR 45.92; 7, Phil Brown GBR 46.49; 8, Roberto Ribaud ITA 46.68

**Semi-finals (First 4 to final) (Sep 1)**

**Heat 1:** 1, Egbunike 44.26; 2, Schönlebe 44.60; 3, Hernández 44.83; 4, Haley 45.21; 5, Marcel Arnold SUI 45.26; 6, Anton Skerrit CAN 45.62; 7, Mathias Schersing GDR 45.67; 8, Aleksandr Kurochkin URS 45.73; 9, Devon Morris JAM 45.76

**Heat 2:** 1, Redmond 44.50; 2, Tiacoh 44.69; 3, Kitur 44.73; 4, Reynolds 44.94; 5, Jens Carlowitz GDR 44.97; 6, Bert Cameron JAM 45.19; 7, Moses Ugbisie NGR 45.72; 8, Darren Clark AUS 45.93

**Tokyo 1991****Final (Aug 29)**

|        |                   |     |       |             |
|--------|-------------------|-----|-------|-------------|
| 1, [4] | Antonio Pettigrew | USA | 44.57 | 21.39/23.18 |
| 2, [3] | Roger Black       | GBR | 44.62 | 21.15/23.47 |
| 3, [5] | Danny Everett     | USA | 44.63 | 21.53/23.10 |
| 4, [6] | Roberto Hernández | CUB | 44.86 | 21.51/23.35 |
| 5, [1] | Andrew Valmon     | USA | 45.09 | 21.49/23.60 |
| 6, [8] | Ian Morris        | TTO | 45.12 | 21.76/23.36 |
| 7, [7] | Susumu Takano     | JPN | 45.39 | 21.41/23.98 |
| 8, [2] | Mark Garner       | AUS | 45.47 | 21.39/24.08 |

It looked as if the title would stay in Europe when Black led into the straight after passing 300m in 32.06. The two-time European Champion continued to run strongly and only the American duo of Everett and Pettigrew could stay in touch. As the Briton struggled in the last 15m, Pettigrew, the shorter of the Americans, went ahead to win by just 0.05. Black just managed to hold off the fast-finishing Everett for the silver.

"When we came off the turn I said 'Hey, it's time to do what I was supposed to do'," reflected Pettigrew. "I did that and I won the race, and I thank God for that."

There is an appalling postscript to this exciting race, because on August 10, 2010 Pettigrew was found dead in the back seat of his car, having committed suicide after having taken an overdose of medication. Two years earlier he had admitted taking EPO between 1997 and 2003 and was stripped of three world and one Olympic relay gold medal won in that period.

**First round (First 4 and 8 fastest to second round) (Aug 25)**

**Heat 1:** 1, Pettigrew 45.02; 2, Cañizales 46.23; 3, O'Connor 46.30; 4, Sanders 46.38; 5, Kipkemboi 46.46; 6, Joubert 46.55; 7, Morales 46.80; 8, Manuel Alves Fonseca STP 54.01

**Heat 2:** 1, Takano 46.10; 2, Kitur 46.19; 3, Martínez 46.25; 4, Molnár 46.64; 5, Kliger 46.71; 6, Roberto Bortolotto BRA 47.44; 7, Joel Otim UGA 48.03; Amadou Sy Savane GUI DQ

**Heat 3:** 1, Daniel 45.64; 2, Redmond 45.78; 3, Lahlou 45.80; 4, Valmon 46.16; 5, Nuti 46.80; 6, Filipe Lomba POR 47.37; 7, Eswort Coombs STV 48.63; Tim Hesse GHA DQ

**Heat 4:** 1, Everett 45.73; 2, Delice 46.03; 3, Greene 46.27; 4, Noiroit 46.41; 5, Jallow 46.66; 6, Wilson 46.71; 7, Seibert Straughn BAR 46.88

**Heat 5:** 1, Fagan 44.88; 2, Carlowitz 45.78; 3, Black 46.02; 4, Morris 46.16; 5, Hacini 46.52; 6, Tsvetoslav Stankulov BUL 46.89; 7, Thabani Gonye ZIM 47.61; 8, Henry Sweeney MNT 49.81

**Heat 6:** 1, Hernández 45.49; 2, Garner 45.77; 3, Ismail 46.20; 4, Cornet 46.54; 5, Jindřich Roun TCH 46.86; 6, Charles Gitonga KEN 47.03; Troy Douglas BER DNS

**Second round (First 4 to semi-finals) (Aug 26)**

**Heat 1:** 1, Hernández 44.71; 2, Takano 44.91; 3, Morris 45.07; 4, Ismail 45.37; 5, Jens Carlowitz GER 45.68; 6, Dawda Jallow GAM 46.21; 7, Simeon Kipkemboi KEN 46.29; 8, Michael Joubert AUS 46.94

**Heat 2:** 1, Valmon 45.41; 2, Fagan 45.45; 3, Kitur 45.54; 4, Redmond 45.66; 5, Paul Greene AUS 45.97; 6, Lázaro Martínez CUB 46.12; 7, Tamás Molnár HUN 46.47; Carlos Morales CHI DNS

**Heat 3:** 1, Pettigrew 45.03; 2, Garner 45.08; 3, Black 45.39; 4, O'Connor 45.56; 5, Patrick Delice TTO 45.78; 6, Anthony Wilson CAN 47.03; 7, Amar Hacini ALG 47.30; Cayetano Cornet ESP DNS

**Heat 4:** 1, Daniel 45.48; 2, Lahlou 45.69; 3, Everett 45.93; 4, Noiroit 45.98; 5,

Dmitriy Kliger URS 46.29; 6, Wilson Cañizales COL 46.42; 7, Paul Sanders GBR 46.59; Andrea Nuti ITA DQ

**Semi-finals (First 4 to final) (Aug 27)**

**Heat 1:** 1, Pettigrew 44.52; 2, Hernández 44.66; 3, Everett 44.97; 4, Morris 45.00; 5, Seymour Fagan JAM 45.34; 6, Ibrahim Ismail QAT 45.46; 7, Derek Redmond GBR 45.67; 8, Benyounes Lahlou MAR 45.75

**Heat 2:** 1, Black 44.64; 2, Valmon 45.08; 3, Takano 45.43; 4, Garner 45.53; 5, Patrick O'Connor JAM 45.54; 6, Samson Kitur KEN 46.07; 7, Alvin Daniel TTO 46.23; 8, Olivier Noiroit FRA 47.13

**Stuttgart 1993****Final (Aug 17)**

|        |                 |     |       |             |
|--------|-----------------|-----|-------|-------------|
| 1, [5] | Michael Johnson | USA | 43.65 | 21.65/22.00 |
| 2, [6] | Butch Reynolds  | USA | 44.13 | 21.39/22.74 |
| 3, [3] | Samson Kitur    | KEN | 44.54 | 21.83/22.71 |
| 4, [7] | Quincy Watts    | USA | 45.05 | 21.85/23.20 |
| 5, [8] | Sunday Bada     | NGR | 45.11 | 21.02/24.09 |
| 6, [1] | Greg Haughton   | JAM | 45.63 | 21.88/23.75 |
| 7, [2] | Simon Kemboi    | KEN | 45.65 | 22.42/23.23 |
| 8, [4] | Kennedy Ochieng | KEN | 45.68 | 22.30/23.38 |

A very strong American trio comprised world record holder Reynolds – returning from a doping suspension – Olympic Champion Watts and Tokyo 200 winner Johnson, who had yet to lose a 400 final.

All three qualified comfortably for the final in which the Nigerian Bada set the pace. He led at 200m, but by 300m it was Johnson from Reynolds with Watts fifth. Reynolds was running one of the best races of his comeback, but was no match for Johnson who had clocked 10.47 for his third 100. He pulled further away in the straight to win with the third-quickest time ever. Kitur was a distant third. Watts's poor run was explained when it became known that the sole of his left shoe broke in the middle of the race.

**First round (First 4 & 8 fastest to second round) (Aug 14)**

**Heat 1:** 1, Johnson 45.60; 2, Téllez 45.79; 3, Morris 45.80; 4, Golovastov 45.97; 5, Ladejo 46.17; 6, Gholamreza Sistani IRI 48.27; 7, Livingstone Roach SKN 48.72

**Heat 2:** 1, Rapnouil 45.63; 2, Ochieng 45.68; 3, Hernández 46.01; 4, Nuti 46.59; 5, Keteng Baloseng BOT 47.93; Slobodan Branković IWP DNS; Ilir Khanari ALB DNS

**Heat 3:** 1, Bada 45.98; 2, Haughton 46.10; 3, Delice 46.16; 4, Boumendil 46.37; 5, Omori 47.17; 6, Jordan 47.75; 7, Francisco Flores HON 50.86

**Heat 4:** 1, Kemboi 45.91; 2, Watts 45.94; 3, Hassan 46.61; 4, Lahlou 46.64; 5, Yekpe 46.92; 6, Raymundo Escalante MEX 48.03; 7, Stephen Lugor SUD 48.72

**Heat 5:** 1, Reynolds 45.34; 2, Ismail 45.48; 3, Amegatcher 45.68; 4, Mafe 46.25; 5, Ogola 46.53; 6, Ivanov 46.84; Baobo Neuendorf PNG DNF

**Heat 6:** 1, Kitur 45.71; 2, de Silva 45.74; 3, Clarke 45.92; 4, Lieder 46.06; 5, Douglas 46.17; 6, Cornet 46.57; 7, Kossi Akoto TOG 47.91

**Second round (First 4 to semi-finals) (Aug 15)**

**Heat 1:** 1, Watts 45.07; 2, Kemboi 45.22; 3, de Silva 45.50; 4, Lieder 45.66; 5, Jean-Louis Rapnouil FRA 45.69; 6, Sadek Boumendil ALG 45.91; 7, Cayetano Cornet ESP 46.46; Francis Ogola UGA DQ (r163.3)

**Heat 2:** 1, Kitur 45.02; 2, Bada 45.21; 3, Haughton 45.48; 4, Amegatcher 45.59; 5, Dmitriy Golovastov RUS 46.00; 6, Ade Mafe GBR 46.03; 7, Jean-Claude Yekpe BEN 47.09; 8, Shigekazu Omori JPN 47.42

**Heat 3:** 1, Johnson 44.72; 2, Ismail 44.95; 3, Clarke 45.32; 4, Téllez 45.51; 5, Troy Douglas BER 45.57; 6, Patrick Delice TTO 45.70; 7, Anton Ivanov BUL 45.93; 8, Andrea Nuti ITA 46.77

**Heat 4:** 1, Reynolds 44.71; 2, Ochieng 44.90; 3, Morris 45.90; 4, Ladejo 46.51; 5, Roger Jordan BAR 46.89; 6, Benyounes Lahlou MAR 47.83; Ibrahim Hassan GHA DNS; Roberto Hernández CUB DNS

**Semi-finals (First 4 to final) (Aug 16)**

**Heat 1:** 1, Watts 44.63; 2, Reynolds 44.82; 3, Kemboi 44.94; 4, Ochieng 45.01; 5, Evan Clarke JAM 45.19; 6, Norberto Téllez CUB 46.17; 7, Du'aine Ladejo GBR 46.33; Ian Morris TTO DNS

**Heat 2:** 1, Kitur 44.34; 2, Johnson 44.39; 3, Bada 44.63; 4, Haughton 44.78; 5, Ibrahim Ismail QAT 44.85; 6, Solomon Amegatcher GHA 45.58; 7, Neil de Silva TTO 45.66; 8, Rico Lieder GER 45.75

**Gothenburg 1995****Final (Aug 9)**

|        |                 |     |       |
|--------|-----------------|-----|-------|
| 1, [5] | Michael Johnson | USA | 43.39 |
| 2, [6] | Butch Reynolds  | USA | 44.22 |
| 3, [3] | Greg Haughton   | JAM | 44.56 |
| 4, [7] | Samson Kitur    | KEN | 44.71 |
| 5, [8] | Mark Richardson | GBR | 44.81 |
| 6, [1] | Darnell Hall    | USA | 44.83 |

|                    |     |       |
|--------------------|-----|-------|
| 7, [2] Roger Black | GBR | 45.28 |
| 8, [4] Sunday Bada | NGR | 45.50 |

Johnson became the first man to retain a world or Olympic 400m title and came frustratingly close to the seven year-old world record of Butch Reynolds.

The 27 year-old American was an instant hit with the crowds and was cheered wildly all the way around his opening heat held on the first morning of competition. In the final, Johnson was timed at 21.26 at 200m; then he let rip, clocking 10.29 for the third 100m and overtaking Reynolds in the process. He ran the last 100m by himself and finished in 43.39, just 0.10 outside Reynolds's record. It was Johnson's 46th successive win in a 400m final, and he had the biggest winning margin at this level since 1896.

#### First round (First 4 & 4 fastest to second round) (Aug 5)

**Heat 1:** 1, Black 45.81; 2, Ochieng 45.87; 3, Malherbe 46.09; 4, Hacini 46.29; 5, Udemé Ekpeyong NGR 46.41; 6, Ahmed Ali GHA 46.75; 7, Kenmore Hughes ANT 47.26; 8, Medard Makanga CGO 47.38

**Heat 2:** 1, Ismail 45.10; 2, Kamoga 45.34; 3, Hall 45.34; 4, Phiri 45.94; 5, Greene 46.25; 6, Desiré Pierre-Louis MRI 46.73; 7, Evripides Demosthenous CYP 46.84

**Heat 3:** 1, Richardson 45.61; 2, Haughton 45.62; 3, Ogola 45.70; 4, Coombs 46.06; 5, Ndiaye 46.31; 6, Maxime Charlemagne LCA 48.21; Arnold Payne ZIM DQ (r163.3); Sebastian Keitel CHI DNS

**Heat 4:** 1, Johnson 45.49; 2, Matilu 45.80; 3, Clarke 45.92; 4, Patrick 46.11; 5, Pablo Escriba ESP 46.85; 6, Omar Mena CUB 47.53; Stephen Lugor SUD DQ (r163.3)

**Heat 5:** 1, Reynolds 45.60; 2, Rusterholz 45.97; 3, Hilaire 46.13; 4, Monye 46.25; 5, Crusellas 46.32; 6, Mohammed Al-Bishy KSA 46.76; 7, Richard Jones GUY 47.36

**Heat 6:** 1, Kitur 45.63; 2, Téllez 45.72; 3, Sena 45.75; 4, McIntosh 45.87; 5, Joubert 46.31; 6, Justice Dipeba BOT 46.57; 7, Raymundo Escalante MEX 48.29

**Heat 7:** 1, Bada 46.08; 2, Nuti 46.25; 3, McFarlane 46.27; 4, Shon 46.41; 5, Sanderlei Parrela BRA 46.59; 6, Hayden Stephens TTO 47.64; 7, Salomone Bole FIJ 47.92; Alvaro James CRC DQ (r163.3)

#### Second round (First 4 to semi-finals) (Aug 6)

**Heat 1:** 1, Reynolds 44.63; 2, Matilu 44.97; 3, Black 45.01; 4, Monye 45.16; 5, Francis Ogola UGA 45.64; 6, Troy McIntosh BAH 45.72; 7, Arnaud Malherbe RSA 46.12; 8, Hachim Ndiaye SEN 46.96

**Heat 2:** 1, Hall 45.09; 2, Haughton 45.12; 3, Ismail 45.31; 4, Kamoga 45.50; 5, Inaldo Sena BRA 45.71; 6, Jorge Crusellas CUB 46.09; 7, Adrian Patrick GBR 46.27; 8, Eswort Coombs STV 47.15

**Heat 3:** 1, Kitur 45.25; 2, Richardson 45.30; 3, Rusterholz 45.54; 4, McFarlane 45.79; 5, Andrea Nuti ITA 45.89; 6, Pierre-Marie Hilaire FRA 46.01; 7, Shon Ju-Il KOR 46.31; 8, Paul Greene AUS 46.36

**Heat 4:** 1, Johnson 45.15; 2, Bada 45.29; 3, Téllez 45.68; 4, Clarke 45.69; 5, Bobang Phiri RSA 45.94; 6, Kennedy Ochieng KEN 46.15; 7, Michael Joubert AUS 46.61; 8, Amar Hacini ALG 46.64

#### Semi-finals (First 4 to final) (Aug 7)

**Heat 1:** 1, Johnson 44.91; 2, Bada 45.03; 3, Hall 45.07; 4, Black 45.32; 5, Abednego Matilu KEN 45.41; 6, Davian Clarke JAM 45.58; 7, Matthias Rusterholz SUI 45.80; 8, Davis Kamoga UGA 45.92

**Heat 2:** 1, Haughton 44.70; 2, Reynolds 45.10; 3, Kitur 45.27; 4, Richardson 45.42; 5, Jude Monye NGR 45.95; 6, Danny McFarlane JAM 45.98; 7, Norberto Téllez CUB 46.68; Ibrahim Ismail QAT DNS

## ✕ Athens 1997

### Final (Aug 5)

|                         |     |            |                     |
|-------------------------|-----|------------|---------------------|
| 1, [4] Michael Johnson  | USA | 44.12      | 21.64/22.48         |
| 2, [7] Davis Kamoga     | UGA | 44.37      | 21.55/22.82         |
| 3, [3] Tyree Washington | USA | 44.39      | 21.63/22.76         |
| 4, [5] Mark Richardson  | GBR | 44.47      | 21.57/22.90         |
| 5, [6] Jerome Young     | USA | 44.51      | 21.51/23.00         |
| 6, [2] Iwan Thomas      | GBR | 44.52      | 21.00/23.52         |
| 7, [1] Jamie Baulch     | GBR | 45.22      | 21.32/23.90         |
| [8] Antonio Pettigrew   | USA | DQ (r40.9) | 21.99/22.58 (44.57) |

**Rightful finalist:** Davian Clarke JAM

No stranger to making athletics history, Johnson notched up a couple of more firsts: he became the first "wild card" winner of a world title (under the new arrangement all current world champions are entitled to defend as of right) and the first to win a third world title at 400m.

Johnson's victory on this occasion was by no means a foregone conclusion; not fully race-fit following injury, he had in June sustained his first one-lap defeat for eight years. In Athens he nearly blew it after easing up too drastically in his quarter-final, finishing fourth. He had an anxious wait before learning that his time of 45.39 sufficed – by

5/100ths – to advance him as a fastest loser. He won his semi in a non-sense 44.37 before using all his experience and judgement to take the final in 44.12. That may have been a time he had bettered on 14 previous occasions but he was more than content to prove that, while some way short of his best, he could still outgun his rivals.

He eased his way through 200 in 21.64 in seventh place while Thomas blazed through in a personal best of 21.00; by 300m he was in third place and in the final straight he was too strong for the others, led home by Kamoga, Washington and Richardson, all of whom ran life-time bests. "I feel that I am a champion and champions go out and win, whatever the situation," said Johnson.

Finishing stronger than anyone but Johnson was former champion Pettigrew. Eleven years later, Pettigrew was suspended by the IAAF after admitting to using human growth hormone and EPO dating back to 1997. He made the admissions during the trial of coach Trevor Graham, who was convicted of lying to agents investigating the BALCO affair. All his results from January 1, 1997 were cancelled, including three World Championship relay golds and three individual 400m finals. His 1991 world title was not affected.

#### First round (First 4 & 4 fastest to second round) (Aug 3)

**Heat 1:** 1, Baulch 45.85; 2, Martin 46.04; 3, Chiwira 46.09; 4, Youla 46.62; 5, Roman Galkin UKR 46.82; 6, Antonio Andrés ESP 46.94; Neil De Silva TTO DNF

**Heat 2:** 1, McDonald 45.89; 2, Kamoga 46.17; 3, Cárdenas 46.26; 4, Shon 47.47; 5, Liud Kgopong RSA 47.66; 6, Kendon Maynard ISV 47.83; 7, Mohsin Munir PAK 49.61; Jude Monye NGR DNS

**Heat 3:** 1, Parrela 45.35; 2, Washington 45.35; 3, Thilakeratne 45.58; 4, Wade 45.61; 5, Rusterholz 45.76; 6, Rapnouil 45.85; 7, Kenmore Hughes ANT 47.11

**Heat 4:** 1, Thomas 45.62; 2, Clarke 45.77; 3, Czubak 45.82; 4, Malherbe 46.08; 5, Louahla 46.22; 6, Kostas Moutoulidis GRE 46.64; 7, Evripides Demosthenous CYP 47.57

**Heat 5:** 1, Johnson 45.66; 2, Coombs 45.78; 3, Ndiaye 45.84; 4, Ochieng 45.88; 5, Vaccari 46.00; 6, Odair Pericles STP 46.48; 7, Jan Poděbradský CZE 46.52

**Heat 6:** 1, Young 45.34; 2, Richardson 45.44; 3, Bada 45.79; 4, Ismail 45.88; 5, Soloveni Nakaunicina FIJ 46.51; 6, Shigekazu Omori JPN 47.09; 7, Eugene Farrell IRL 48.20; 8, Bashir Al-Khaiwani YEM 50.96

**Heat 7:** 1, Balosak 45.84; 2, Chukwu 46.10; 3, Maćkowiak 46.15; 4, Rafik Elouardi AUT 46.95; 5, Dennis Darling BAH 47.96; 6, Angelo Ignatius AHO 49.01; Pettigrew DQ (r40.9) (45.67)

#### Second round (First 3 & 4 fastest to semi-finals) (Aug 3)

**Heat 1:** 1, Thomas 44.98; 2, Maćkowiak 45.26; 3, Martin 45.37; 4, Stefán Balosak SVK 45.48; 5, Mathias Rusterholz SUI 45.89; 6, Alejandro Cárdenas MEX 46.63; 7, Shon Ju-Il KOR 47.36; Pettigrew DQ (r40.9) (44.88)

**Heat 2:** 1, Baulch 45.06; 2, Kamoga 45.25; 3, Wade 45.38; 4, Johnson 45.39; 5, Eswort Coombs STV 45.47; 6, Jean Rapnouil FRA 46.14; 7, Tawanda Chiwira ZIM 46.22; 8, Benjamin Youla CGO 46.29

**Heat 3:** 1, Chukwu 45.06; 2, Washington 45.09; 3, Clarke 45.27; 4, Hachim Ndiaye SEN 45.44; 5, Sugath Tillakaratne SRI 46.11; 6, Kennedy Ochieng KEN 46.28; 7, Marco Vaccari ITA 46.32; Sanderlei Parrela BRA DNS

**Heat 4:** 1, Young 44.87; 2, Richardson 45.05; 3, McDonald 45.16; 4, Bada 45.37; 5, Czubak 45.41; 6, Ibrahim Ismail QAT 46.12; 7, Samir-Adel Louahla ALG 46.23; 8, Arnaud Malherbe RSA 46.73

#### Semi-finals (First 4 to final) (Aug 4)

**Heat 1:** 1, Washington 44.61; 2, Richardson 44.62; 3, Baulch 44.69; 4, Davian Clarke JAM 45.07; 5, Ibrahima Wade SEN 45.47; 6, Sunday Bada NGR 45.96; Robert Maćkowiak POL DNS; Pettigrew DQ (r40.9) (44.87)

**Heat 2:** 1, Johnson 44.37; 2, Young 44.50; 3, Kamoga 44.57; 4, Thomas 44.61; 5, Clement Chukwu NGR 45.26; 6, Roxbert Martin JAM 45.49; 7, Tomasz Czubak POL 45.51; 8, Michael McDonald JAM 45.74

## ✕ Seville 1999

### Final (Aug 26)

|                           |     |                     |                             |
|---------------------------|-----|---------------------|-----------------------------|
| 1, [5] Michael Johnson    | USA | 43.18 <sub>WR</sub> | 21.22/21.96                 |
| 2, [7] Sanderlei Parrela  | BRA | 44.29               | 21.13/23.16                 |
| 3, [4] Alejandro Cárdenas | MEX | 44.31               | 21.19/23.12                 |
| 4, [1] Mark Richardson    | GBR | 44.65               | 21.28/23.37                 |
| 5, [2] Greg Haughton      | JAM | 45.07               | 21.22/23.85                 |
| 6, [8] Jamie Baulch       | GBR | 45.18               | 21.29/23.89                 |
| [6] Jerome Young          | USA | DQ                  | 21.33/23.03 (r40.9) (44.36) |
| [3] Antonio Pettigrew     | USA | DQ                  | 21.19/23.35 (r40.9) (44.54) |

**Rightful finalists:** Ibrahima Wade SEN & Matija Šestak SLO

Having achieved everything else he could have dreamed of, Johnson had just one more major goal ... to succeed Butch Reynolds as world record holder for 400m. Just as the Atlanta Olympics was the setting

for his fabulous world 200m record of 19.32, so it was another major occasion which provided the backdrop for the swiftest 400m ever run. After pulling up in Stockholm a month earlier, there had been a question over his fitness but any doubts were dispelled when he sauntered to a 43.95 clocking in his semi.

Drawn in lane five in the final and finding conditions ideal (hot and no wind), Johnson went for it. Reaching 100m in 11.10, 200m in 21.22 and 300m in 31.66, he maximized his strength in the finishing straight by covering the final 100m in an astounding 11.52 for a time of 43.18, 11/100ths inside Reynolds' mark. That won him a \$100,000 bonus on top of his \$60,000 first prize and brought his tally of world titles to eight, equalling Carl Lewis' record. He would add a ninth in the 4x400m relay. Johnson's winning margin over Parrela of 10m was the widest ever in a world or Olympic 400m final.

Young and Pettigrew originally placed fourth and fifth, but were each disqualified in retrospect for doping violations. Both had been drawn in the second semi-final, so two men from that race (Šestak and Wade) were robbed of their rightful place in an historic final.

#### First round (First 4 & 8 fastest to second round) (Aug 22)

**Heat 1:** 1, Czubak 45.13; 2, Davis 45.25; 3, Richardson 45.26; 4, Šestak 45.47; 5, Chukwu 45.95; 6, Kenji Tabata JPN 46.42; 7, Adriaan Botha RSA 46.44; 8, Carlos Santa DOM 46.80

**Heat 2:** 1, Cárdenas 45.34; 2, Johnson 45.35; 3, Mukomana 45.63; 4, Milazar 45.90; 5, Ochieng 46.13; 6, Solomon Wariso GBR 46.61; 7, Evripides Demosthenous CYP 46.72; 8, Paul McBurney IRL 46.87

**Heat 3:** 1, McDonald 45.13; 2, Tillakeratne 45.73; 3, Ismail 45.94; 4, Ekpeyong 46.25; 5, Niemi 46.33; 6, Dmitriy Golovastov RUS 46.53; 7, Bothwell Namuswa ZAM 48.10; Pettigrew DQ (r40.9) (45.56)

**Heat 4:** 1, Parrela 45.15; 2, Canal 45.36; 3, Maćkowiak 45.51; 4, Malherbe 45.56; 5, McFarlane 45.58; 6, Bada 45.61; 7, Kan 46.20

**Heat 5:** 1, Baulch 45.51; 2, Wade 45.76; 3, Rysiukiewicz 46.12; 4, Anastásios Goúsis GRE 46.60; 5, Marcel Lopuchovsky SVK 46.97; 6, Abednego Matilu KEN 47.42; Neil De Silva TTO DQ (r163.3); Young DQ (r40.9) (45.22)

**Heat 6:** 1, dos Santos 45.72; 2, Haughton 45.87; 3, Osakada 45.94; 4, van Oudtshoorn 45.98; 5, Foucan 46.13; 6, Matthias Rusterholz SUI 46.43; 7, Alleyne Francique GRN 47.49; 8, Rashid Chouhal MLT 48.32

#### Second round (First 4 to semi-finals) (Aug 23)

**Heat 1:** 1, Baulch 45.14; 2, Rysiukiewicz 45.54; 3, dos Santos 45.61; 4, Jun Osakada JPN 45.71; 5, Michael McDonald JAM 45.87; 6, Udemé Ekpeyong NGR 46.40; 7, Jopie van Oudtshoorn RSA 46.42; Pettigrew DQ (r40.9) (45.22)

**Heat 2:** 1, Johnson 45.10; 2, Czubak 45.27; 3, Wade 45.53; 4, McFarlane 45.54; 5, Sunday Bada NGR 45.69; 6, David Canal ESP 46.21; 7, Sugath Tillakeratne SRI 46.40; 8, Shane Niemi CAN 46.57

**Heat 3:** 1, Cárdenas 44.97; 2, Richardson 44.98; 3, Ochieng 45.13; 4, Robert Maćkowiak POL 45.23; 5, Arnaud Malherbe RSA 45.77; 6, Marc Foucan FRA 45.78; Eric Milazar MRI DNS; Young (DQ) (r40.9) (44.94)

**Heat 4:** 1, Parrela 44.72; 2, Haughton 45.13; 3, Davis 45.14; 4, Šestak 45.43; 5, Clement Chukwu NGR 45.50; 6, Ibrahim Ismail QAT 46.04; 7, Phillip Mukomana ZIM 46.36; 8, Masayoshi Kan JPN 46.37

#### Semi-finals (First 4 to final) (Aug 24)

**Heat 1:** 1, Johnson 43.95; 2, Cárdenas 44.37; 3, Parrela 44.37; 4, Richardson 44.47; 5, Jerome Davis USA 44.51; 6, Tomasz Czubak POL 44.62; 7, Kennedy Ochieng KEN 45.57; 8, Danny McFarlane JAM 45.86

**Heat 2:** 1, Haughton 45.09; 2, Baulch 45.24; 3, Matija Šestak SLO 45.47; 4, Ibrahim Wade SEN 45.66; 5, Anderson dos Santos BRA 45.67; Piotr Rysiukiewicz POL DNF; Young DQ (r40.9) (44.55); Pettigrew DQ (r40.9) (44.98)

## X Edmonton 2001

### Final (Aug 6)

|                                     |     |                    |
|-------------------------------------|-----|--------------------|
| 1, <sup>[4]</sup> Avaré Moncur      | BAH | 44.64              |
| 2, <sup>[6]</sup> Ingo Schultz      | GER | 44.87              |
| 3, <sup>[5]</sup> Greg Haughton     | JAM | 44.98              |
| 4, <sup>[1]</sup> Eric Milazar      | MRI | 45.13              |
| 5, <sup>[2]</sup> Hamdan Al-Bishi   | KSA | 45.23              |
| 6, <sup>[8]</sup> Alleyne Francique | GRN | 46.23              |
| <sup>[3]</sup> Robert Maćkowiak     | POL | DNF                |
| <sup>[7]</sup> Antonio Pettigrew    | USA | DQ (r40.9) (44.99) |

**Rightful finalist:** Malik Louahla ALG or Mark Richardson GBR (both clocked 45.14 in the semi-finals)

Michael Johnson had not quite retired in 2001, but decided to run in relay races only. The way was therefore clear for a new individual champion, and the 1.97 tall Moncur immediately impressed with a 44.88 heat. An even taller man, Schultz (2.01), starred in the semis with an unexpected pb of 44.66. In the final, Moncur (lane 4) led at 300m

from 1995 bronze medallist Haughton and Schultz. The Bahamian continued to run strongly, Schultz came through for the silver and Haughton just held off 1991 winner Pettigrew for the bronze, though of course Pettigrew would eventually be disqualified. The US therefore failed to win a medal at this event for the first time.

#### First round (First 3 & 3 fastest to semi-finals) (Aug 4)

**Heat 1:** 1, Moncur 44.88; 2, Grange 45.20; 3, Maćkowiak 45.27; 4, Santos 45.47; 5, Karel Blaha CZE 45.82; 6, Tomas Coman IRL 45.90; Yevgeniy Zyukov UKR DQ (r163.3)

**Heat 2:** 1, Francique 45.66; 2, Richardson 45.66; 3, Rysiukiewicz 45.92; 4, Ezra Sambu KEN 46.18; 5, Amin Gouma'a EGY 46.29; 6, Alessandro Attene ITA 46.56; 7, Kenji Tabata JPN 46.68; 8, Carlton Fortune SUR 52.69

**Heat 3:** 1, Al-Bishi 45.00; 2, McDonald 45.02; 3, Thilakeratne 45.41; 4, Ato Modibo TTO 45.82; 5, Takahiko Yamamura JPN 47.22; 6, Alvaro James CRC 47.46; 7, Youba Ould Mohamed MTN 47.87; Young DQ (r40.9) (45.57)

**Heat 4:** 1, Milazar 45.94; 2, Dlugosielski 46.49; 3, Sanjay Ayre JAM 46.96; 4, Adriaan Botha RSA 47.32; 5, Kenmore Hughes ANT 48.18; 6, Meshaal Al-Harbi KUW 48.19; Arnold Payne ZIM DNF; Pettigrew DQ (r40.9) (45.74)

**Heat 5:** 1, Haughton 45.54; 2, Canal 45.60; 3, Thomas 45.92; 4, Christopher Brown BAH 46.01; 5, Sunday Bada NGR 46.12; 6, Flávio Godoy BRA 46.13; 7, Mohammed Abidin MAS 46.46; 8, Kerth Gumbs AIA 57.83

**Heat 6:** 1, Schultz 45.11; 2, Byrd 45.35; 3, Niemi 45.41; 4, Laursen 45.54; 5, Rohan Pradeep Kumara SRI 46.46; 6, Sofiene Labidi TUN 47.03; 7, William Hernández VEN 47.26; 8, Bheki Malima SWZ 49.61

**Heat 7:** 1, Louahla 45.13; 2, Mokganyetsi 45.15; 3, Raquil 45.55; 4, Benjamin Youla CGO 45.92; 5, Jamie Baulch GBR 46.15; 6, Dmitriy Golovastov RUS 46.22; 7, Jun Osakada JPN 46.86; 8, Emmanuel De Lorenzi MON 55.57

#### Semi-finals (First 2 & 2 fastest to final) (Aug 5)

**Heat 1:** 1, Moncur 44.89; 2, Francique 45.11; 3, Mark Richardson GBR 45.14; 4, Marc Raquil FRA 45.22; 5, David Canal ESP 45.50; 6, Anderson dos Santos BRA 45.83; 7, Piotr Rysiukiewicz POL 46.12; Pettigrew DQ (r40.9) (45.00)

**Heat 2:** 1, Haughton 44.83; 2, Milazar 44.92; 3, Al-Bishi 45.10; 4, Leonard Byrd USA 45.39; 5, Shane Niemi CAN 45.91; 6, Hendrik Mokganyetsi RSA 45.99; 7, Piotr Dlugosielski POL 46.62; 8, Iwan Thomas GBR 46.72

**Heat 3:** 1, Schultz 44.66; 2, Maćkowiak 44.84; 3, Malik Louahla ALG 45.14; 4, Marcus la Grange RSA 45.44; 5, Jimisola Laursen SWE 45.62; 6, Sugath Thilakeratne SRI 46.69; Michael McDonald JAM DNF; Jerome Young USA DQ (r40.9) (45.43)

## X Paris 2003

### Final (Aug 26)

|                                     |     |            |                   |
|-------------------------------------|-----|------------|-------------------|
| 1, <sup>[4]</sup> Tyree Washington  | USA | 44.77      | 21.4/23.4         |
| 2, <sup>[5]</sup> Marc Raquil       | FRA | 44.79      | 21.9/22.9         |
| 3, <sup>[2]</sup> Michael Blackwood | JAM | 44.80      |                   |
| 4, <sup>[8]</sup> Leslie Djhone     | FRA | 44.83      |                   |
| 5, <sup>[1]</sup> Eric Milazar      | MRI | 45.17      |                   |
| 6, <sup>[7]</sup> Alleyne Francique | GRN | 45.48      |                   |
| <sup>[6]</sup> Jerome Young         | USA | DQ (r40.9) | 21.4/23.1 (44.50) |
| <sup>[3]</sup> Calvin Harrison      | USA | DQ (r40.9) | (44.96)           |

**Rightful finalists:** Gary Kikaya COD & Hamdan Odha Al-Bishi KSA

The favourite was Tyree Washington, silver medallist in 1997 and unbeaten so far in 2003. He won the second of three semi-finals, the other victors being Raquil and Young. Those three drew lanes 4-5-6 in the final in which Washington had a slight lead at halfway. Young then pulled away to gain a clear lead by 300m, while Raquil was a clear last. At this point Harrison was third so the US looked set to win all three medals.

Washington gained slightly on Young while Blackwood passed Harrison. Then to the delight of the home crowd, Raquil ate up the ground between him and the others. Running the last 100m in 11.7 compared with 12.4 by Young, the gangling Frenchman tore through the pack, catching and dipping past Blackwood with his final stride to break the French record. "I tried to stay with them," explained Raquil, "but I always have the same problem in the bend. My concentration goes and I lose the plot. I had to throw everything into the finishing straight."

Unfortunately, Young's time in Paris won't be remembered for this win. During the championships, reports emerged identifying him as an athlete who had committed a serious doping violation in 1999 without incurring any penalty. In summer 2004, the Court of Arbitration for Sport declared that Young should have served a two-year ban from June 1999 to June 2001, meaning that he was stripped of his fourth place in Seville 1999 and his 2000 Olympic relay gold. A further vio-



lation at the 2004 Paris Golden League resulted in a life ban, but he retained his 2003 world gold ... until further revelations in 2009 resulted in the IAAF cancelling all of Young's results since the start of 1999, 2003 included. In the meantime, the Paris results were twisted further when in 2004 it was confirmed that Calvin Harrison had also failed a doping control test in June 2003 and should therefore have had two years of results annulled from that date.

Two men who were eliminated after having cracked 45 seconds in the semi-finals (Al-Bishi and Kikaya) were thus cheated out of a place in the final by the American pair.

#### First round (First 3 & 3 fastest to semi-finals) (Aug 23)

**Heat 1:** 1, Blackwood 45.13; 2, Milazar 45.15; 3, Moncur 45.40; 4, Santos 45.62; 5, Marcus La Grange RSA 45.68; 6, Victor Kibet KEN 46.15; 7, Youba Ould Mohammed MTN 49.60; Geoffrey Bai PNG 47.86 DQ (r163.3)

**Heat 2:** 1, López 45.62; 2, Labidi 46.07; 3, Vincent Mumo Kiilu KEN 46.09; 4, Zsolt Szeglet HUN 46.14; 5, Daniel Batman AUS 46.22; 6, Paul McKee IRL 46.43; Harrison DQ (r40.9) (45.43)

**Heat 3:** 1, Kikaya 45.45; 2, van Branteghem 45.69; 3, Santa 45.89; 4, Ezra Sambu KEN 46.01; 5, Ioan Vieru ROU 46.61; 6, Chris Lloyd DMA 46.74; 7, Nagmeldin Ali Abubakr SUD 46.78

**Heat 4:** 1, Washington 45.30; 2, Caines 45.35; 3, Djhone 45.48; 4, Schultz 45.55; 5, Andrea Barberi ITA 45.87; 6, California Molefe BOT 46.12; 7, Malik Louahla ALG 46.22

**Heat 5:** 1, Raquil 45.49; 2, Simpson 45.60; 3, Niemi 45.83; 4, Anton Galkin RUS 45.89; 5, Sugath Thilakarathne SRI 46.09; 6, Jun Osakada JPN 46.51; 7, Danilson Ricciulle GBS 48.74; Kelsey Nakanelua ASA DNF

**Heat 6:** 1, Al-Bishi 45.42; 2, Canal 45.86; 3, Paul Gorries RSA 45.98; 4, Stilianós Dimótsios GRE 46.48; 6, Mitsuhiro Sato JPN 46.53; Bothwell Nachihulu ZAM DQ (r163.3) (49.23); Young DQ (r40.9) 45.28

**Heat 7:** 1, Brown 45.35; 2, Al-Shammari 45.41; 3, Francique 45.62; 4, Hill 45.64; 5, Jimisola Laursen SWE 45.87; 6, Davian Clarke JAM 46.26; 7, Kenmore Hughes ANT 48.36; 8, Chao Un Kei MAC 50.11

#### Semi-finals (First 2 & 2 fastest to final) (Aug 24)

**Heat 1:** 1, Milazar 44.75; 2, Francique 44.81; 3, Hamdan Odha Al-Bishi KSA 44.99; 4, Cédric van Branteghem BEL 45.27; 5, Carlos Santa DOM 45.43; 6, Anderson Jorge dos Santos BRA 45.94; Young DQ (r40.9) (44.70); Harrison DQ (r40.9) (44.71)

**Heat 2:** 1, Washington 44.60; 2, Djhone 45.03; 3, Daniel Caines GBR 45.29; 4, Chris Brown BAH 45.29; 5, Sofiane Labidi TUN 45.56; 6, Avarð Moncur BAH 45.65; 7, Ingo Schultz GER 46.02; 8, Fawzi Al-Shammari KUW 46.52

**Heat 3:** 1, Raquil 44.88; 2, Blackwood 44.98; 3, Gary Kikaya COD 44.99; 4, Yeiman López CUB 45.11; 5, Brandon Simpson JAM 45.18; 6, Clinton Hill AUS 45.35; 7, Shane Niemi CAN 45.60; 8, David Canal ESP 45.63

## Helsinki 2005

### Final (Aug 12)

|    |     |                   |     |       |           |
|----|-----|-------------------|-----|-------|-----------|
| 1, | [3] | Jeremy Wariner    | USA | 43.93 | 21.1/22.8 |
| 2, | [7] | Andrew Rock       | USA | 44.35 |           |
| 3, | [4] | Tyler Christopher | CAN | 44.44 |           |
| 4, | [8] | Chris Brown       | BAH | 44.48 |           |
| 5, | [1] | Tim Benjamin      | GBR | 44.93 |           |
| 6, | [6] | Brandon Simpson   | JAM | 45.01 |           |
| 7, | [5] | Darold Williamson | USA | 45.12 |           |
| 8, | [2] | John Steffensen   | AUS | 45.46 |           |

Wariner had lost three times in 2005 (two to Williamson, and one to Benjamin) but was the unanimous favourite. None of the prospective medallists were eliminated in the heats, with Benjamin the fastest at 44.85. Cold, wind and rain slowed the times in the semi-finals, with Christopher the fastest (45.47), as only seven runners ducked below 46 seconds (24 had done so in round one). Gary Kikaya, winner of three Grand Prix races in July, was the top rated non-qualifier

Two nights later, the weather was warmer and drier. Wariner reacted quickly in 0.150 [only Simpson's 0.147 was faster], and led at the 200m mark in 21.1. Pouring it on, he reached 300m in 31.9, with Christopher in second place 3m behind. Wariner maintained form throughout the final 100m, even if he did lose a metre to Rock. Christopher just edged Brown for the bronze medal, as all of the first four ran lifetime bests, with Wariner becoming the seventh man (and first Caucasian) to duck under 44 seconds.

### First round (First 2 & 10 fastest to semi-finals) (Aug 9)

**Heat 1:** 1, Benjamin 44.85; 2, Simpson 44.98; 3, James 45.30; 4, Molefe 45.34; 5, Lavanchy 45.79; 6, Željko Vinček CRO 46.03; 7, Abdel Salam Al-Hajjaj JOR 48.89; 8, Florent Battistel MON 50.54

**Heat 2:** 1, Wariner 45.24; 2, Tobin 45.41; 3, Nyongani 45.55; 4, H. O. Al-Bishi

45.88; 5, Cédric van Branteghem BEL 46.42; 6, Alejandro Cárdenas MEX 46.73; 7, Isaac Yaya PVF 47.75

**Heat 3:** 1, Steffensen 45.62; 2, Christopher 45.66; 3, Peguero 45.80; 4, Eric Milazar MRI 45.91; 5, Andrae Williams BAH 46.49; 6, Simon Kirch GER 47.45; 7, Saeed Ali Al-Adereai YEM 49.74; Tawhid Tawhidul Islam BAN DQ (r163.3) (50.59)

**Heat 4:** 1, Rock 44.98; 2, Brown 45.20; 3, Barberi 45.70; 4, Labidi 45.71; 5, Sato 45.78; 6, Anderson Jorge dos Santos BRA 46.32; 7, Chung Chen-Kang TPE 47.85; 8, Glaucio Martini SMR 51.48

**Heat 5:** 1, Blackwood 45.58; 2, Santa 45.63; 3, Francique 45.77; 4, Marcin Marciszyn POL 45.97; 5, Damion Barry TTO 46.20; 6, Nery Brenes CRC 47.11; 7, Ibrahim Ahmadov AZE 48.51

**Heat 6:** 1, Kikaya 45.88; 2, Spence 46.21; 3, Ofentse Mogawane RSA 46.80; 4, Wilan Louis BAR 46.93; 5, Prasanna S. Amarasekara SRI 47.11; 6, Chris Meke Walasi SOL 49.47; Boubou Gandéga MTN DQ (r163.3); Saul Weigopwa NGR DQ (r163.3)

**Heat 7:** 1, Williamson 45.97; 2, Abubakr 46.02; 3, Malachi Davis GBR 46.14; 4, Ato Modibo TTO 46.28; 5, Leslie Djhone FRA 46.57; 6, Chris Lloyd DMA 47.13; 7, Moses Kamut VAN 48.63

### Semi-finals (First 2 & 2 fastest to final) (Aug 10)

**Heat 1:** 1, Simpson 45.53; 2, Rock 45.78; 3, Steffensen 46.06; 4, Carlos Santa DOM 46.07; 5, Alleyne Francique GRN 46.59; 6, Godday James NGR 46.62; 7, Hamdan Odha Al-Bishi KSA 46.80; 8, Andrea Barberi ITA 47.10

**Heat 2:** 1, Christopher 45.47; 2, Williamson 45.65; 3, Benjamin 45.66; 4, Arismendy Peguero DOM 46.08; 5, Gary Kikaya COD 46.15; 6, Nagmeldin Ali Abubakr SUD 46.67; 7, Lanceford Spence JAM 47.20; Sofiane Labidi TUN DNF

**Heat 3:** 1, Wariner 45.65; 2, Brown 45.67; 3, Michael Blackwood JAM 46.25; 4, Robert Tobin GBR 46.69; 5, Pierre Lavanchy SUI 47.19; 6, Talkmore Nyongani ZIM 47.20; 7, California Molefe BOT 47.26; 8, Mitsuhiro Sato JPN 48.55

## Osaka 2007

### Final (Aug 31)

|    |     |                   |     |       |             |
|----|-----|-------------------|-----|-------|-------------|
| 1, | [6] | Jeremy Wariner    | USA | 43.45 | 20.92/22.53 |
| 2, | [5] | LaShawn Merritt   | USA | 43.96 | 20.88/23.08 |
| 3, | [4] | Angelo Taylor     | USA | 44.32 | 20.90/23.42 |
| 4, | [8] | Chris Brown       | BAH | 44.45 |             |
| 5, | [7] | Leslie Djhone     | FRA | 44.59 |             |
| 6, | [3] | Tyler Christopher | CAN | 44.71 |             |
| 7, | [9] | Johan Wissman     | SWE | 44.72 |             |
| 8, | [2] | Avarð Moncur      | BAH | 45.40 |             |

A lifetime best of 43.50 in Stockholm just before the championships showed the condition of defending champion Wariner. The American easily won both heat and semi-final. Taylor and Merritt were the other semi-final winners, suggesting that the three medals would travel America's way. Indeed the standard of the heats was higher than ever with marks of 45.44, 45.47 and 45.50 not good enough for a place in the semi-finals, from which Commonwealth Champion Steffensen was eliminated, despite running 44.95.

Merritt, with Wariner in his sights, was just ahead at halfway in the final thanks to a second 100 of 10.11. However, Wariner produced a superb third 100m of 10.66 to lead by a metre at 300m. He flowed imperiously to a five-metre win in a personal best of 43.45, and third place on the world all-time list. Merritt produced his first sub-44 clocking with 43.96, while Taylor held off Brown for the bronze. For the second World Championships, the Bahamian placed fourth with a national record. In Helsinki it was 44.48 and Osaka 44.45.

### First round (First 3 & 3 fastest to semi-finals) (Aug 28)

**Heat 1:** 1, Brown 44.50; 2, Steffensen 44.82; 3, Peguero 44.92; 4, Bastian Swillims GER 45.44; 5, Renny Quow TTO 45.70; 6, Marcin Marciszyn POL 45.83; 7, Dimitrios Régas GRE 46.22; 8, Takeshi Fujiwara ESA 46.92

**Heat 2:** 1, Wariner 45.10; 2, Moncur 45.27; 3, Gillick 45.35; 4, Martyn Rooney GBR 45.47; 5, Lewis Banda ZIM 45.47; 6, Brice Panel FRA 46.02; 7, Félix Martínez PUR 46.86; 8, Abdulla Mohamed Hussein SOM 50.54; 9, Hermán López NCA 50.72

**Heat 3:** 1, Francique 44.95; 2, Djhone 45.17; 3, Chambers 45.34; 4, Andrew Steele GBR 45.54; 5, Rafal Wieruszewski POL 45.94; 6, Carlos Santa DOM 45.99; 7, Clemens Zeller AUT 46.06; Yuzo Kanemaru JPN DNF

**Heat 4:** 1, Merritt 44.78; 2, Wissman 44.94; 3, Williams 45.31; 4, Nyongani 45.40; 5, Éric Milazar MRI 46.55; 6, Andrés Silva URU 46.79; 7, Dalibor Spasovski MKD 48.63; 8, Karar Al-Abodi IRQ 48.95

**Heat 5:** 1, Kikaya 45.21; 2, Ayre 45.28; 3, Benjamin 45.44; 4, Chris Lloyd DMA 45.46; 5, Vladislav Frolov RUS 45.69; 6, Ioan Vieru ROU 46.78; 7, Mathieu Gnanigo BEN 47.51; 8, Nicolaverne Palanca ANG 48.60

**Heat 6:** 1, Brenes 45.01; 2, Taylor 45.13; 3, Collazo 45.29; 4, Molefe 45.36; 5, Blackwood 45.44; 6, Yuki Yamaguchi JPN 46.28; 7, Jonathon Lavers GIB 47.97; 8, Ivano Bucci SMR 48.07; Ali Ababiker Nagmeldin SUD DNF

**Heat 7:** 1, Christopher 45.15; 2, Modibo 45.22; 3, Wroe 45.39; 4, Daniel Dąbrowski POL 45.50; 5, Andrea Barberi ITA 45.74; 6, Dimitrios Grávalos GRE 46.94; 7, Moses Kamut VAN 48.90; Lionel Larry USA DNF

**Semi-finals (First 2 & 2 fastest to final) (Aug 29)**

**Heat 1:** 1, Taylor 44.45; 2, Wissman 44.56; 3, Moncur 44.86; 4, Nery Brenes CRC 45.14; 5, Sean Wroe AUS 45.25; 6, Alleyne Francique GRN 45.41; 7, Arismendy Peguero DOM 45.54; 8, Michael Blackwood JAM 45.60

**Heat 2:** 1, Wariner 44.34; 2, Brown 44.52; 3, Ato Modibo TTO 45.12; 4, Gary Kikaya COD 45.14; 5, Ricardo Chambers JAM 45.18; 6, David Gillick IRL 45.37; 7, California Molefe BOT 45.47; 8, William Collazo CUB 45.54

**Heat 3:** 1, Merritt 44.31; 2, Djhone 44.46; 3, Christopher 44.47; 4, John Steffensen AUS 44.95; 5, Andrae Williams BAH 45.40; 6, Tim Benjamin GBR 46.17; 7, Young Talkmore Nyongani ZIM 46.23; Sanjay Ayre JAM DNF

**Berlin 2009****Final (Aug 21)**

|        |                 |     |       |             |
|--------|-----------------|-----|-------|-------------|
| 1, [4] | LaShawn Merritt | USA | 44.06 | 21.49/22.57 |
| 2, [6] | Jeremy Wariner  | USA | 44.60 | 21.41/23.19 |
| 3, [3] | Renny Quow      | TTO | 45.02 | 22.43/22.59 |
| 4, [7] | Tabarie Henry   | ISV | 45.42 | 21.83/23.59 |
| 5, [5] | Chris Brown     | BAH | 45.47 | 21.31/24.16 |
| 6, [2] | David Gillick   | IRL | 45.53 | 21.83/23.70 |
| 7, [8] | Michael Bingham | GBR | 45.56 | 21.84/23.72 |
| 8, [1] | Leslie Djhone   | FRA | 45.90 | 22.04/23.86 |

Brown – who had placed fourth in Helsinki 2005, Osaka 2007 and Beijing 2008 – led at halfway in 21.31, a metre ahead of Wariner, with Merritt a further metre back. Merritt burned the third 100 in 10.83 seconds, and led by inches from Wariner at 300m, with Brown beginning to flag, and the rest 5m further back. As in Beijing, Merritt went away from Wariner in the last 100m, though less decisively. Behind the top two, Quow finished much faster than the rest, moving from seventh to third in the last 100m which he covered in the same time (11.70) as his first. Brown surrendered fourth place on the line to Henry.

Though this race was absorbing, it was clear that standards fell in 2009, with no-one breaking 44 seconds for the event for the first time since 2004.

**First round (First 3 & 3 fastest to semi-finals) (Aug 18)**

**Heat 1:** 1, Tobin 45.50; 2, Gillick 45.54; 3, Yusif 45.55; 4, Larry 45.64; 5, Young Talkmore Nyongani ZIM 45.92; 6, Cédric van Branteghem BEL 45.94; 7, Hideyuki Hirose JPN 46.80

**Heat 2:** 1, Quow 45.21; 2, Collazo 45.52; 3, Borlée 45.61; 4, Marcin Marcinişzyn POL 45.77; 5, Arismendy Peguero DOM 46.13; 6, Mathieu Gnanligo BEN 47.00; 7, Nelson Stone PNG 47.13; Michael Mathieu BAH DQ (r163.3)

**Heat 3:** 1, Brown 45.53; 2, Bingham 45.54; 3, Milburn 45.56; 4, Éric Milazar MRI 46.39; 5, Isaac Makwala BOT 46.45; 6, Ali Babiker Nagmeldin SUD 46.48; 7, Andrés Silva URU 46.86; 8, Zaw Win Thet MYA 51.41

**Heat 4:** 1, Merritt 45.23; 2, Steffensen 45.37; 3, Galvan 45.86; 4, Héctor Carrasquillo PUR 46.11; 5, Alvin Harrison DOM 46.67; Gary Kikaya COD DQ (r163.3); Yannick Fonsat FRA DNS

**Heat 5:** 1, Miller 45.00; 2, Djhone 45.20; 3, Wissman 45.83; 4, Maksim Dyldin RUS 45.91; 5, Gil Roberts USA 46.41; 6, Mark Mutai KEN 47.04; 7, Naiel d'Almeida STP 49.47

**Heat 6:** 1, Wariner 45.54; 2, Chambers 45.57; 3, Venel 46.16; 4, Yuzo Kanemaru JPN 46.83; 5, Youssef Al-Masrahi KSA 47.03; 6, Pieter Smith RSA 48.14

**Heat 7:** 1, Henry 45.14; 2, Wroe 45.31; 3, Rooney 45.45; 4, Hurtault 45.55; 5, Khawajah 45.56; 6, Saul Welgopwa NGR 46.42; 7, Rondell Bartholomew GRN 46.85; 8, Moumouni Kimba NIG 50.93

**Semi-finals (First 2 & 2 fastest to final) (Aug 19)**

**Heat 1:** 1, Wariner 44.69; 2, Bingham 44.74; 3, Djhone 44.80; 4, Gillick 44.88; 5, Ramon Miller BAH 44.99; 6, Joel Milburn AUS 46.06; 7, Mohamed Ashour Khawajah LBA 46.43; Johan Wissman SWE DNS

**Heat 2:** 1, Merritt 44.37; 2, Quow 44.53; 3, William Collazo CUB 44.93; 4, Sean Wroe AUS 45.32; 5, Erison Hurtault DMA 45.59; 6, Rabah Yusif SUD 45.63; 7, Martyn Rooney GBR 45.98; 8, Teddy Venel FRA 46.30

**Heat 3:** 1, Brown 44.95; 2, Henry 44.97; 3, Ricardo Chambers JAM 45.13; 4, Kévin Borlée BEL 45.28; 5, John Steffensen AUS 45.50; 6, Lionel Larry USA 45.85; 7, Robert Tobin GBR 45.90; 8, Matteo Galvan ITA 46.87

**Daegu 2011****Final (Aug 30)**

|        |                   |     |       |           |
|--------|-------------------|-----|-------|-----------|
| 1, [5] | Kirani James      | GRN | 44.60 | 21.6/23.0 |
| 2, [4] | LaShawn Merritt   | USA | 44.63 | 21.5/23.1 |
| 3, [6] | Kevin Borlée      | BEL | 44.90 | 21.7/23.2 |
| 4, [3] | Jermaine Gonzales | JAM | 44.99 |           |
| 5, [8] | Jonathan Borlée   | BEL | 45.07 | 21.7/23.4 |

|        |                     |     |       |
|--------|---------------------|-----|-------|
| 6, [2] | Rondell Bartholomew | GRN | 45.45 |
| 7, [7] | Tabarie Henry       | ISV | 45.55 |
| 8, [1] | Femi Ogunode        | QAT | 45.55 |

Defending champion Merritt was fortunate to be in Daegu, having served a 21-month doping suspension which extended past the 2011 US Championships. That was a meeting in which American athletes would normally be required to compete in order to gain selection, even those with an IAAF wildcard as was the case with Merritt. The USA Track and Field board of directors eventually recommended that he could be part of the team, even though his suspension did not end until July 27.

The American immediately emerged as the top contender after his superb 44.35 heat, the fastest ever first round race in a major championship. The atmospheric conditions were a little less favourable for the semi-finals, the slowest of which was won by teenager James in 45.20.

Merritt led the field through the first 200m in 21.5, a metre up on the Grenadian, with Gonzales and the Borlée twins in close contention. Merritt (32.5) still led by a metre at 300m from James, with Gonzales, Bartholomew and Kevin Borlée close behind. The two leaders drew clear as the straight unrolled, and the 18 year-old James proved the stronger, holding his form to win by 30cm from the faltering Merritt. Both Daegu 400m finals were won by a margin of 0.03. One day earlier in the women's event, Amantle Montsho defeated Allyson Felix, 49.56 to 49.59.

**First round (First 3 & 3 fastest to semi-finals) (Sep 2)**

**Heat 1:** 1, Bartholomew 44.82; 2, Quow 44.84; 3, Nixon 45.16; 4, Henry 45.22; 5, Hylton 45.54; 6, Mathieu Gnanligo BEN 47.01; 7, Nelson Stone PNG 47.86; 8, Kerfalla Camara GUI 49.74

**Heat 2:** 1, Gonzales 45.12; 2, Torrance 45.44; 3, Marcinişzyn 45.51; 4, Pinder 45.53; 5, Hurtault 46.10; 6, Nicolau Palanca ANG 49.37; 7, Ak. Hafiy Tajuddin Rositi BRU 50.12

**Heat 3:** 1, Merritt 44.35; 2, K Borlée 44.77; 3, Yousif 45.20; 4, Kanemaru 45.51; 5, Trenikhin 45.55; 6, Arnold Sorina VAN 48.76

**Heat 4:** 1, James 45.12; 2, J Borlée 45.16; 3, Miller 45.31; 4, Collazo 45.89; 5, Park Bong-Ko 46.42; 6, Pako Seribe 46.97; 7, Augusto Stanley 47.31; 8, Bahaa Al Farra 49.04

**Heat 5:** 1, Brown 45.29; 2, Rooney 45.30; 3, Pistorius 45.39; 4, Ogunode 45.42; 5, Brenes 45.47; 6, Tony McQuay USA 46.76; 7, Ahmed Mohamed Al-Merjabi OMA 47.99; Abdou Razack Rabo Samma NIG DQ (r162.7)

**Semi-finals (First 2 & 2 fastest to final) (Aug 29)**

**Heat 1:** 1, Merritt 44.76; 2, K Borlée 45.02; 3, Rabah Yousif SUD 45.43; 4, Renny Quow TTO 45.72; 5, Ramon Miller BAH 45.88; 6, Yuzo Kanemaru JPN 46.11; 7, William Collazo CUB 46.13; 8, Erison Hurtault DMA 46.41

**Heat 2:** 1, James 45.20; 2, Henry 45.53; 3, Chris Brown BAH 45.54; 4, Jamaal Torrance USA 45.73; 5, Nery Brenes CRC 45.93; 6, Marcin Marcinişzyn POL 45.94; 7, Martyn Rooney GBR 46.09; 8, Riker Hylton JAM 46.99

**Heat 3:** 1, Gonzales 44.99; 2, J Borlée 45.14; 3, Bartholomew 45.17; 4, Ogunode 45.41; 5, Greg Nixon USA 45.51; 6, Pavel Trenikhin RUS 45.68; 7, Demetrius Pinder BAH 45.87; 8, Oscar Pistorius RSA 46.19

**Moscow 2013****Final (Aug 13)**

|        |                    |     |       |           |
|--------|--------------------|-----|-------|-----------|
| 1, [6] | LaShawn Merritt    | USA | 43.74 | 21.3/22.4 |
| 2, [4] | Tony McQuay        | USA | 44.40 | 21.8/22.6 |
| 3, [7] | Luguelín Santos    | DOM | 44.52 | 22.1/22.4 |
| 4, [8] | Jonathan Borlée    | BEL | 44.54 | 21.4/23.1 |
| 5, [1] | Pavel Maslák       | CZE | 44.91 | 21.8/23.1 |
| 6, [3] | Youssef Masrahi    | KSA | 44.97 | 21.9/23.1 |
| 7, [5] | Kirani James       | GRN | 44.99 | 21.4/23.6 |
| 8, [2] | Anderson Henriques | BRA | 45.03 | 21.6/23.4 |

The seeded lanes in the final were filled by Masrahi, McQuay, and the previous two champions, James and Merritt. The latter started quickest and the long-striding James had to work hard to stay in contact as Merritt flashed through 100m in 11.1. The American gained another metre by 300m (32.0) from James on 32.3, Borlée 32.4, with a three-metre gap to the rest of the field.

Rather than engaging in a duel with Merritt as had been the case in Daegu two years earlier, the Grenadian uncharacteristically tied up. The American cruised away to win by nearly six metres in a personal best of 43.74. Behind him McQuay and Santos moved from equal sixth



at 300m to take the minor medals, with Borlée just edged out. James ended up in seventh. He was as bemused as the crowd with his unaccustomed failure. "I died in the last 100," he admitted. "I don't know what happened."

#### First round (First 4 & 4 fastest to semi-finals) (Aug 11)

**Heat 1:** 1, McQuay 45.06; 2, J Borlée 45.24; 3, Ekelund-Arenander 45.81; 4, Brenes 46.16; 5, Ramon Miller BAH 47.53; Yoandys Lescay CUB DQ (r163.3) (45.52); Thet Zw Win MYA DQ (r163.3) (48.91)

**Heat 2:** 1, Henriques 45.13; 2, Francis 45.37; 3, Galvan 45.39; 4, Masrahi 45.39; 5, Hall 45.45; 6, Gregan 46.04; 7, Hamdinou Cheikh El Wely MTN 52.33

**Heat 3:** 1, Merritt 44.92; 2, Lendore 45.17; 3, Maslák 45.44; 4, Meléndez 45.82; 5, Vladimir Krasnov RUS 46.23; 6, Latoy Williams BAH 46.65; 7, Ak. Hafiy Tajuddin Rositi BRU 49.98

**Heat 4:** 1, Santos 45.23; 2, K Borlée 45.32; 3, Brown 45.39; 4, Levine 45.41; 5, Johnson 45.97; 6, Kanemaru 46.18; Daniel Aleman NCA DQ (r163.3) (48.84)

**Heat 5:** 1, James 45.00; 2, Solomon 45.19; 3, Bell 45.20; 4, Cuesta 45.93; 5, Wayde van Niekerk RSA 46.37; 6, Kevin Moore MLT 47.52; 7, Angelo Garland TKS 48.65

#### Semi-finals (First 2 & 2 fastest to final) (Aug 12)

**Heat 1:** 1, Masrahi 44.61; 2, McQuay 44.66; 3, Henriques 44.95; 4, K Borlée 45.03; 5, Javon Francis JAM 45.62; 6, Nick Ekelund-Arenander DEN 45.89; 7, Brian Gregan IRL 45.98; 8, Yuzo Kanemaru JPN 46.28;

**Heat 2:** 1, Merritt 44.60; 2, J Borlée 44.85; 3, Chris Brown BAH 45.18; 4, Deon Lendore TTO 45.47; 5, Matteo Galvan ITA 45.69; 6, Omar Johnson JAM 45.89; 7, Gustavo Cuesta DOM 45.93; 8, José Meléndez VEN 46.22

**Heat 3:** 1, James 44.81; 2, Santos 44.83; 3, Maslák 44.84; 4, Jarrin Solomon TTO 45.43; 5, Arman Hall USA 45.54; 6, Nigel Levine GBR 45.60; 7, Javere Bell JAM 45.77; 8, Nery Brenes CRC 46.34

## Beijing 2015

### Final (Aug 26)

|        |                   |     |       |           |
|--------|-------------------|-----|-------|-----------|
| 1, [6] | Wayde van Niekerk | RSA | 43.48 | 20.7/22.8 |
| 2, [8] | LaShawn Merritt   | USA | 43.65 | 20.8/22.9 |
| 3, [5] | Kirani James      | GRN | 43.78 | 21.0/22.8 |
| 4, [7] | Luguelín Santos   | DOM | 44.11 |           |
| 5, [4] | Isaac Makwala     | BOT | 44.63 |           |
| 6, [3] | Rabah Yousif      | GBR | 44.68 |           |
| 7, [2] | Machel Cedenio    | TTO | 45.06 |           |
| 8, [9] | Youssef Masrahi   | KSA | 45.15 |           |

The heats were remarkable, with 16 of the 44 entries running lifetime bests. Eighteen men ran faster than 45 seconds and two of those (Masrahi and McDonald) set substantial national records of 43.93. The principal trio of Merritt, James and van Niekerk all qualified easily. Of those, James looked most comfortable in the semi-finals, from which Yousif became the fastest-ever eighth qualifier for a final with his 44.54.

Merritt and van Niekerk were the quickest on the first curve of the final, passing 100m in 10.8, with the South African covering the next 100m in 9.9 to reach halfway in a searing 20.7. van Niekerk took control in the second half of the final bend, passing 300m in 31.4, with James (31.7) closing in on Merritt (31.6). The Springbok held his form throughout the final 100m and won by 1½m from Merritt, with James a further metre back. The winning time was the quickest ever by a non-American and for the first time in one race, three men cracked 44 seconds. There weren't too many initial celebrations for the winner as he was taken to hospital with severe exhaustion. Happily he recovered fully for the following day's medal ceremony. "I just had normal lactic after the race," he explained when he finally got to the mixed zone.

#### First round (First 3 & 6 fastest to semi-finals) (Aug 23)

**Heat 1:** 1, Verburg 44.43; 2, Cedenio 44.54; 3, J Borlée 44.67; 4, Matthews 44.69; 5, Pavel Ivashko RUS 45.25; 6, Luka Janežič SLO 45.28; 7, Albert Bravo VEN 45.28; 8, Bralon Taplin GRN 46.27

**Heat 2:** 1, Masrahi 43.93; 2, McDonald 43.93; 3, Makwala 44.19; 4, Rooney 44.45; 5, Bonevacía 44.72; 6, Pavel Maslák CZE 45.16

**Heat 3:** 1, Merritt 44.51; 2, Francis 44.83; 3, K Borlée 45.01; 4, Mathieu 45.07; 5, Brenes 45.08; 6, Yuzo Kanemaru JPN 45.65; 7, Aliaksandr Linnik BLR 45.79; 8, Guo Zhongze CHN 46.42

**Heat 4:** 1, James 44.56; 2, Santos 44.62; 3, Gordon 44.97; 4, Onkabetse Nkobolo BOT 45.17; 5, Hederson Estefani BRA 45.36; 6, Jarryd Dunn GBR 45.49; 7, Vitaliy Butrym UKR 45.88

**Heat 5:** 1, Yousif 45.24; 2, Gardiner 45.26; 3, Norwood 45.53; 4, Mame-Ibra Anne FRA 45.55; 5, Abbas Abubaker BRN 45.64; 6, Alphas Kishoyan KEN 46.02; 7,

Mohamed Ashour Khouaja LBA 46.50; 8, Barend Koekemoer RSA 46.52

**Heat 6:** 1, van Niekerk 44.42; 2, Quow 44.54; 3, Nellum 44.65; 4, Brown 44.68; 5, Winston George GUY 45.25; 6, Hugo Souza BRA 45.42; 7, Gustavo Cuesta DOM 45.59

#### Semi-finals (First 2 & 2 fastest to final) (Aug 24)

**Heat 1:** 1, James 44.16; 2, Santos 44.26; 3, David Verburg USA 44.71; 4, Kevin Borlée BEL 44.74; 5, Rennie Quow TTO 44.98; 6, Vernon Norwood USA 45.07; 7, Chris Brown BAH 45.07; 8, Peter Matthews JAM 45.42

**Heat 2:** 1, Makwala 44.11; 2, Masrahi 44.40; 3, Yousif 44.54; 4, Lalonde Gordon TTO 44.70; 5, Bryshon Nellum USA 44.77; 6, Rusheen McDonald JAM 44.86; 7, Steven Gardiner BAH 44.98; 8, Nery Brenes CRC 45.41

**Heat 3:** 1, van Niekerk 44.31; 2, Merritt 44.34; 3, Cedenio 44.64; 4, Javon Francis JAM 44.77; 5, J Borlée BEL 44.85; 6, Martyn Rooney GBR 45.29; 7, Michael Mathieu BAH 45.43; 8, Liemarvin Bonevacía NED 45.65

### 400 METRES

#### Multiple Medallists:

|   |                  |     |                              |
|---|------------------|-----|------------------------------|
| 5 | LaShawn Merritt  | USA | 07-2, 09-1, 11-2, 13-1, 15-2 |
| 4 | Michael Johnson  | USA | 93-1, 95-1, 97-1, 99-1       |
| 3 | Butch Reynolds   | USA | 87-3, 93-2, 95-2             |
|   | Jeremy Wariner   | USA | 05-1, 07-1, 09-2             |
| 2 | Greg Haughton    | JAM | 95-3, 01-3                   |
|   | Tyree Washington | USA | 97-3, 03-1                   |
|   | Kirani James     | GRN | 11-1, 15-3                   |

#### Most Finals:

5 Merritt

#### Most Appearances:

8 Chris Brown BAH 01-4h5, 03-4s2, 05-4, 07-4, 09-5, 11-3s2, 13-3s2, 15-7s1

#### National Placings:

|               | 1         | 2         | 3         | 4         | 5         | 6         | 7         | 8         | Points     |
|---------------|-----------|-----------|-----------|-----------|-----------|-----------|-----------|-----------|------------|
| USA           | 10        | 9         | 5         | 1         | 2         | 1         | 1         | 1         | 192        |
| GBR           | -         | 1         | -         | 2         | 3         | 3         | 3         | -         | 44         |
| JAM           | 1         | -         | 3         | 1         | 1         | 2         | -         | -         | 41         |
| GER           | 1         | 1         | -         | 1         | 1         | 1         | -         | -         | 27         |
| GRN           | 1         | -         | 1         | -         | -         | 3         | 1         | -         | 25         |
| BAH           | 1         | -         | -         | 2         | 1         | -         | -         | 1         | 23         |
| FRA           | -         | 1         | -         | 1         | 1         | -         | -         | 1         | 17         |
| KEN           | -         | -         | 1         | 1         | -         | 1         | 1         | 1         | 17         |
| BEL           | -         | -         | 1         | 1         | 1         | -         | -         | -         | 15         |
| TTO           | -         | -         | 1         | -         | -         | 1         | 2         | -         | 13         |
| NGR           | -         | 1         | -         | -         | 1         | -         | -         | 1         | 12         |
| DOM           | -         | -         | 1         | 1         | -         | -         | -         | -         | 11         |
| CUB           | -         | -         | -         | 2         | -         | -         | -         | -         | 10         |
| BRA           | -         | 1         | -         | -         | -         | -         | -         | 2         | 9          |
| CAN           | -         | -         | 1         | -         | -         | 1         | -         | -         | 9          |
| MRI           | -         | -         | -         | 1         | 1         | -         | -         | -         | 9          |
| RSA           | 1         | -         | -         | -         | -         | -         | -         | -         | 8          |
| KSA           | -         | -         | -         | -         | 1         | 1         | -         | 1         | 8          |
| UGA           | -         | 1         | -         | -         | -         | -         | -         | -         | 7          |
| ISV           | -         | -         | -         | 1         | -         | -         | 1         | -         | 7          |
| MEX           | -         | -         | 1         | -         | -         | -         | -         | -         | 6          |
| BOT           | -         | -         | -         | -         | 1         | -         | -         | -         | 4          |
| CZE           | -         | -         | -         | -         | 1         | -         | -         | -         | 4          |
| IRL           | -         | -         | -         | -         | -         | 1         | -         | -         | 3          |
| CIV           | -         | -         | -         | -         | -         | -         | 1         | -         | 2          |
| JPN           | -         | -         | -         | -         | -         | -         | 1         | -         | 2          |
| SWE           | -         | -         | -         | -         | -         | -         | 1         | -         | 2          |
| AUS           | -         | -         | -         | -         | -         | -         | -         | 2         | 2          |
| QAT           | -         | -         | -         | -         | -         | -         | -         | 1         | 1          |
| <b>Totals</b> | <b>15</b> | <b>15</b> | <b>15</b> | <b>15</b> | <b>15</b> | <b>15</b> | <b>12</b> | <b>11</b> | <b>530</b> |

## 800 Metres

## Helsinki 1983

### Final (Aug 9)

|    |                   |     |         |
|----|-------------------|-----|---------|
| 1, | Willi Wülbeck     | FRG | 1:43.65 |
| 2, | Rob Druppers      | NED | 1:44.20 |
| 3, | Joaquim Cruz      | BRA | 1:44.27 |
| 4, | Peter Elliott     | GBR | 1:44.87 |
| 5, | James Robinson    | USA | 1:45.12 |
| 6, | Agberto Guimarães | BRA | 1:45.46 |
| 7, | Hans-Peter Ferner | FRG | 1:45.74 |
| 8, | David Patrick     | USA | 1:46.56 |

There was disappointment before the event began when world record holder Sebastian Coe was forced to withdraw with illness. Olympic Champion Steve Ovett would have been a willing substitute for Great

Britain, but it was too late to make such a change to the entry. Another shock followed in the opening round when 1976 Olympic Champion Juantorena broke a bone in his right ankle at the end of his heat.

All this news was forgotten after a terrific final which brought one of the surprise results of the championships. The two youngest finalists, Cruz and Elliott, set a fast pace from the start. The Brazilian raced through 200m in 24.4 before Elliott took over by the bell (50.58). The rest of the field, headed by Ferner and Wülbeck, were in touch but running in single file. Elliott refused to be overtaken despite pressure from Cruz. The Briton held the kerb all the way round the final bend before the Brazilian finally regained the lead. Wülbeck then made his move, catching Elliott and passing Cruz 70m from the finish. Druppers also finished strongly, coming from 5th place to pip Cruz for the silver medal. The 28 year-old German became the fifth-fastest man ever.

#### First round (First 2 & 8 fastest to semi-finals) (Aug 7)

**Heat 1:** 1, Robinson 1:46.32; 2, Cook 1:46.44; 3, Kalinkin 1:46.57; 4, Christoph Ulmer SUI 1:47.98; 5, Jama Aden SOM 1:48.69; 6, Paul Gilbert AUS 1:51.39; 7, Kalifa Alshmeri Kaled KUW 1:52.84; 8, Sekou Camara GUI 1:59.90

**Heat 2:** 1, Assmann 1:47.45; 2, Barbosa 1:47.47; 3, Kolev 1:47.49; 4, Peter Bourke AUS 1:48.15; 5, Petru Drăgoescu ROU 1:48.33; 6, Bo Breigan NOR 1:49.53; 7, Mohammed Darwish IRQ 1:50.68

**Heat 3:** 1, Wülbeck 1:46.55; 2, Dupont 1:46.62; 3, Patrick 1:46.76; 4, Babacar Niang SEN 1:47.54; 5, Donato Sabia ITA 1:47.62; 6, Sotirios Moutsanas GRE 1:48.23; 7, Vincent Confait SEY 1:55.04; 8, Jean Marie Rudasingwa RWA 1:55.12

**Heat 4:** 1, Wagenknecht 1:49.20; 2, Koskei 1:49.35; 3, Omer Khalifa SUD 1:49.67; 4, Ronny Olsson SWE 1:49.72; 5, Simon Hoogewerf CAN 1:49.92; Charlie Oliver SOL & Ryszard Ostrowski POL DNS

**Heat 5:** 1, Guimarães 1:48.30; 2, Juantorena 1:48.40; 3, Juma Ndiwa KEN 1:48.40; 4, Mohamed Zahafi MAR 1:49.43; 5, Gordan Hinds BAR 1:50.92; 6, Didier Leguillou FRA 1:52.49; 7, Ruthsel Martina AHO 1:55.67

**Heat 6:** 1, Mack 1:45.84; 2, Härkönen 1:46.39; 3, Elliott 1:46.53; 4, Marajo 1:46.78; 5, Trabado 1:47.10; 6, Kim Bock-Ju KOR 1:48.40; 7, Tisbite Rakotoarisoa MAD 1:50.70; 8, Antonio Cadio Dos Paraise STP 1:58.47

**Heat 7:** 1, Druppers 1:46.12; 2, Cruz 1:46.12; 3, Pearlless 1:47.22; 4, Solomon 1:47.30; 5, Faouzi Lahbi MAR 1:47.76; 6, Gawain Guy JAM 1:49.19; 7, John Chappory GIB 1:52.30

**Heat 8:** 1, Ferner 1:48.34; 2, Hillardt 1:48.44; 3, James Maina Boi KEN 1:48.69; 4, Mark Handelsman ISR 1:49.02; 5, Mohamed Alouini TUN 1:49.09; 6, William Wuyke VEN 1:50.71; 7, Luis Ramirez NCA 1:55.77; 8, Clive Williams BIZ 2:03.64

#### Semi-finals (First 2 & 2 fastest to final) (Aug 8)

**Heat 1:** 1, Cruz 1:45.62; 2, Robinson 1:46.16; 3, Philippe Dupont FRA 1:46.36; 4, Viktor Kalinkin URS 1:46.83; 5, Mike Solomon TTO 1:47.10; 6, Matthias Assmann FRG 1:48.73; 7, Mike Hillardt AUS 1:49.64; Alberto Juantorena CUB DNS

**Heat 2:** 1, Wülbeck 1:46.21; 2, Guimarães 1:46.37; 3, José Marajo FRA 1:46.39; 4, David Mack USA 1:46.39; 5, Coloman Trabado ESP 1:46.85; 6, Garry Cook GBR 1:47.48; 7, Sammy Koskei KEN 1:48.92; 8, Binko Kolev BUL 1:50.23

**Heat 3:** 1, Ferner 1:45.24; 2, Patrick 1:45.30; 3, Elliott 1:45.38; 4, Druppers 1:45.55; 5, Detlef Wagenknecht GDR 1:45.70; 6, Peter Pearlless NZL 1:47.82; 7, José Luiz Barbosa BRA 1:48.05; 8, Jorma Härkönen FIN 1:49.39

## Rome 1987

### Final (Sep 1)

|    |                   |     |         |
|----|-------------------|-----|---------|
| 1, | Billy Konchellah  | KEN | 1:43.06 |
| 2, | Peter Elliott     | GBR | 1:43.41 |
| 3, | José Luiz Barbosa | BRA | 1:43.76 |
| 4, | Ryszard Ostrowski | POL | 1:44.59 |
| 5, | Faouzi Lahbi      | MAR | 1:44.83 |
| 6, | Stephen Ole Marai | KEN | 1:44.84 |
| 7, | Slobodan Popović  | YUG | 1:45.07 |
| 8, | Tom McKean        | GBR | 1:49.21 |

For the second World Championships, a Brazilian set a fast pace in the final. Barbosa passed 200m in 24.32 and 400m in 50.59 – virtually identical to the corresponding splits in the 1983 final. The Brazilian held his form on the second lap but was passed by the favourite, Konchellah, on the backstraight. In the 84% humidity, the only other runner to live with the pace was Elliott, fourth in Helsinki.

The three rounded the final bend together before the Kenyan kicked again in the finishing straight to pull away for victory. Elliott also finished well to overtake Barbosa on the inside.

#### First round (First 4 & 8 fastest to second round) (Aug 29)

**Heat 1:** 1, Lahbi 1:46.07; 2, Kwizéra 1:46.27; 3, Sudnik 1:46.29; 4, Barbosa 1:46.31; 5, Okash 1:46.61; 6, Chern Srichudano THA 1:50.37; 7, Rob Druppers NED 1:50.58; 8, Semi Vuetbau FIJ 1:58.58

**Heat 2:** 1, Gray 1:46.53; 2, Elliott 1:46.63; 3, Marai 1:46.91; 4, van Helden 1:46.98; 5, Bernaert 1:47.48; 6, Squella 1:47.48; 7, Manlio Molinari SMR 1:53.41

**Heat 3:** 1, Konchellah 1:47.98; 2, Fall 1:48.01; 3, Ostrowski 1:48.07; 4, Silva 1:48.19; 5, Kilbert 1:48.48; 6, Luis Migueles ARG 1:49.52; Agberto Guimarães BRA & Hossain Milzer BAN DNS

**Heat 4:** 1, Collard 1:47.44; 2, Redwine 1:47.64; 3, McKean 1:47.71; 4, Suhonen 1:47.81; 5, Toledo 1:48.05; 6, Youssef 1:48.73; 7, John Chappory GIB 1:54.32

**Heat 5:** 1, Braun 1:47.96; 2, Morrell 1:48.18; 3, Enholm 1:48.63; 4, Mack 1:49.47; 5, Augustin Ntamihanga RWA 1:50.69; 6, Simon Hoogewerf CAN 1:51.13; Joaquim Cruz BRA DNS

**Heat 6:** 1, Popović 1:47.42; 2, Niang 1:47.46; 3, Koech 1:47.56; 4, Wuycke 1:47.59; 5, Graudyn 1:47.75; 6, Ayana 1:49.22; 7, Abdenouz 1:49.22; Meesaq Rizvi Syed PAK DNS

#### Second round (First 3 & 4 fastest to semi-finals) (Aug 30)

**Heat 1:** 1, Marai 1:45.97; 2, Ostrowski 1:46.04; 3, Lahbi 1:46.12; 4, Stanley Redwine USA 1:46.25; 5, William Wuyke VEN 1:46.38; 6, Robin van Helden NED 1:46.69; 7, Karim Toledo MEX 1:46.88; 8, Réda Abdenouz ALG 1:48.96; Getahun Ayana ETH DNS

**Heat 2:** 1, Fall 1:44.74; 2, Elliott 1:44.98; 3, Kwizéra 1:45.06; 4, Popović 1:45.15; 5, Graudyn 1:45.19; 6, Silva 1:45.63; 7, Mack 1:45.68; 8, Edwin Koech KEN 1:46.36

**Heat 3:** 1, Konchellah 1:45.53; 2, Collard 1:45.89; 3, McKean 1:46.11; 4, Andrey Sudnik URS 1:46.48; 5, Ibrahim Okash SOM 1:47.00; 6, Ismael Youssef QAT 1:49.26; Gert Kilbert SUI DNF; Pablo Squella CHI DNS

**Heat 4:** 1, Niang 1:45.81; 2, Barbosa 1:46.07; 3, Suhonen 1:46.18; 4, Tony Morrell GBR 1:46.25; 5, Peter Braun FRG 1:48.53; 6, Luc Bernaert BEL 1:49.06; 7, Martin Enholm SWE 1:49.17; 8, Johnny Gray USA 1:49.50

#### Semi-finals (First 3 & 2 fastest to final) (Aug 31)

**Heat 1:** 1, McKean 1:44.86; 2, Barbosa 1:45.03; 3, Marai 1:45.09; 4, Lahbi 1:45.19; 5, Popović 1:45.33; 6, Vladimir Graudyn URS 1:45.36; 7, Moussa Fall 1 SEN 1:47.55; 8, Philippe Collard FRA 1:48.24

**Heat 2:** 1, Konchellah 1:46.11; 2, Ostrowski 1:46.22; 3, Elliott 1:46.23; 4, Babacar Niang SEN 1:46.23; 5, Dieudonné Kwizéra BDI 1:46.26; 6, David Mack USA 1:48.49; 7, Ari Suhonen FIN 1:48.85; 8, Alvaro Silva POR 1:49.41

## Tokyo 1991

### Final (Aug 27)

|    |                   |     |         |
|----|-------------------|-----|---------|
| 1, | Billy Konchellah  | KEN | 1:43.99 |
| 2, | José Luiz Barbosa | BRA | 1:44.24 |
| 3, | Mark Everett      | USA | 1:44.67 |
| 4, | Paul Ereng        | KEN | 1:44.75 |
| 5, | Piotr Piekarski   | POL | 1:45.44 |
| 6, | Johnny Gray       | USA | 1:45.67 |
| 7, | Andrey Sudnik     | URS | 1:46.36 |
| 8, | Tomás de Teresa   | ESP | 1:47.65 |

Poor health, including tuberculosis and asthma, had prevented Konchellah from consolidating his Rome win. He missed the 1988 Olympic Games and did not run at all in 1989. His best run of 1990 was only 1:46.72. At the end of that year, the US-based Kenyan moved his home from Los Angeles to the clear air of Albuquerque, New Mexico. This undoubtedly helped Konchellah to return to the highest level in 1991.

Gray (400m: 51.01) set the pace. Barbosa, the 1987 bronze medalist, took over on the second lap, followed by Olympic Champion Ereng. The Brazilian looked set for victory before Konchellah's superior speed carried him from 4th place at 600m to victory by 2m.

#### First round (First 2 & 4 fastest to semi-finals) (Aug 25)

**Heat 1:** 1, Konchellah 1:47.35; 2, Everett 1:47.37; 3, Tom McKean GBR 1:47.38; 4, Desta Asgedom ETH 1:48.28; 5, Fabian Franco GIB 1:54.29; 6, Charles Nkazamyampi BDI 4:13.28 (fell); Ismael Youssef QAT DQ

**Heat 2:** 1, Ereng KEN 1:45.94; 2, Teresa 1:46.41; 3, Slobodan Popović YUG 1:46.89; 4, Valeriy Starodubtsev URS 1:47.55; 5, Ari Suhonen FIN 1:48.15; 6, Luis Martínez GUA 1:49.07

**Heat 3:** 1, Kibet 1:50.13; 2, Whittle 1:50.30; 3, Luis Javier González ESP 1:50.46; 4, Réda Abdenouz ALG 1:50.47; 5, Pablo Squella CHI 1:50.92; 6, Luis Migueles ARG 1:51.42; 7, Samson Vallabouy MAS 1:51.46

**Heat 4:** 1, Kersh 1:47.00; 2, Cornette 1:47.02; 3, Ahmed Belkessam ALG 1:47.06; 4, Esko Parpala FIN 1:47.28; 5, Babacar Niang SEN 1:47.75; 6, Dale Jones ANT 1:48.62; Dieudonné Kwizéra BDI DNS

**Heat 5:** 1, Barbosa 1:45.68; 2, Williams 1:45.83; 3, Thee 1:45.94; 4, Dehmel 1:46.24; 5, Heard 1:46.29; 6, Tommy Asinga SUR 1:47.33; João N'Tyamba ANG DQ

**Heat 6:** 1, Gray 1:46.59; 2, Piekarski 1:46.63; 3, Sudnik 1:46.77; 4, Giuseppe D'Urso ITA 1:46.82; 5, Markus Trinkler SUI 1:47.67; 6, António Abrantes POR 1:47.91; 7, Douglas Kalembo ZAM 1:48.26

#### Semi-finals (First four to final) (Aug 26)

**Heat 1:** 1, Konchellah 1:46.86; 2, Everett 1:46.96; 3, Gray 1:47.04; 4, Piekarski 1:47.14; 5, Freddie Williams CAN 1:47.17; 6, Robert Kibet KEN 1:47.36; 7, Frederic Cornette FRA 1:48.04; 8, Steve Heard GBR 1:49.91

**Heat 2:** 1, Barbosa 1:45.14; 2, Ereng 1:45.42; 3, Teresa 1:45.84; 4, Sudnik 1:45.91; 5, George Kersh USA 1:45.98; 6, Mbigyani Thee BOT 1:46.30; 7, Joachim Demmel GER 1:47.91; 8, Brian Whittle GBR 1:54.14

## Stuttgart 1993

### Final (Aug 17)

|    |                  |     |         |
|----|------------------|-----|---------|
| 1, | Paul Ruto        | KEN | 1:44.71 |
| 2, | Giuseppe D'Urso  | ITA | 1:44.86 |
| 3, | Billy Konchellah | KEN | 1:44.89 |
| 4, | Curtis Robb      | GBR | 1:45.54 |
| 5, | Hezekiel Sepeng  | RSA | 1:45.64 |
| 6, | Freddie Williams | CAN | 1:45.79 |
| 7, | William Tanui    | KEN | 1:45.80 |
| 8, | Tom McKean       | GBR | 1:46.17 |

A brilliant win in the first of the semi-finals made Konchellah the favourite to repeat his wins of Rome and Tokyo. It seemed that no-one could match the 31 year-old Kenyan's devastating finish. So it proved: but in the final in Stuttgart, he left his effort a little too late to secure another gold medal.

Konchellah had already worried his supporters with his run in the heats, when he only gained an automatic qualifying spot at the last possible opportunity. In the final, he was content to run near the back while the third-string Kenyan, Ruto, set a pace of 24.80 at 200m and 51.16 at 400m. He was still 5m in front at 600m (1:17.96), while Konchellah was last (1:19.16). D'Urso, who won his semi-final in a personal best, made a big move to try to catch Ruto in the straight. He cut back most of the Kenyan's lead but Ruto held on for victory. Meanwhile Konchellah had suddenly closed on the leading pair, but could not get past. His final 200m of 25.73 (compared to Ruto 26.75 and D'Urso 26.30) brought him only the bronze medal, and he admitted to over-confidence after the race.

### First round (First 3 & 6 fastest to semi-finals) (Aug 14)

**Heat 1:** 1, Sepeng 1:46.27; 2, Gray 1:46.28; 3, González 1:46.36; 4, Koers 1:46.37; 5, Gilmar Santos BRA 1:51.04; 6, Christopher Blackburn MRI 1:52.78; 7, Juan José Tapia PAN 1:52.99

**Heat 2:** 1, Barbosa 1:46.12; 2, Komar 1:46.40; 3, Konchellah 1:46.53; 4, Rodal 1:46.57; 5, Parrilla 1:46.94; 6, Lee Jin-Il KOR 1:47.99; 7, Gop Bahadur Adgikari NEP 1:51.74; 8, Mukadi Mubenga COD 1:55.83

**Heat 3:** 1, Douglas 1:49.43; 2, Suhonen 1:49.44; 3, Tanui 1:49.51; 4, Tomás de Teresa ESP 1:49.79; 5, Anatoliy Makarevich BLR 1:50.65; 6, Dale Jones ANT 1:51.02; 7, Naseer Ismail MDV 2:02.70

**Heat 4:** 1, Osei 1:48.65; 2, Robb 1:49.29; 3, Terrelonge 1:50.08; 4, Adoum Therap CHA 1:53.61; Andrea Benvenuti ITA DNF; Charles Nkazamyampi BDI DNS

**Heat 5:** 1, D'Urso 1:48.79; 2, McKean 1:48.79; 3, Everett 1:48.89; 4, Abdi Bile SOM 1:48.90; 5, Farah Ibrahim QAT 1:49.86; 6, Mbigyani Thee BOT 1:49.91; 7, Carlos Mairena NCA 1:52.01

**Heat 6:** 1, Haïda 1:46.35; 2, Ruto 1:46.41; 3, Steele 1:46.47; 4, Williams 1:46.63; 5, Kahan 1:46.72; 6, Motchebon 1:46.94; 7, Ali Khazaal LBN 1:57.15

### Semi-finals (First 2 & 2 fastest to final) (Aug 15)

**Heat 1:** 1, Konchellah 1:45.04; 2, Williams 1:45.13; 3, Sepeng 1:45.46; 4, Majoub Haïda MAR 1:45.66; 5, Atle Douglas NOR 1:46.54; 6, Nico Motchebon GER 1:46.58; 7, Martin Steele GBR 1:46.70; 8, Mark Everett USA 1:57.39

**Heat 2:** 1, D'Urso 1:44.83; 2, Robb 1:44.92; 3, Ruto 1:45.05; 4, Nathan Kahan BEL 1:45.75; 5, Ivan Komar BLR 1:45.76; 6, José Luiz Barbosa BRA 1:45.92; 7, Vebjørn Rodal NOR 1:46.50; 8, Johnny Gray USA 1:50.89

**Heat 3:** 1, McKean 1:45.64; 2, Tanui 1:45.74; 3, Clive Terrelonge JAM 1:45.75; 4, José Parrilla USA 1:45.89; 5, Marko Koers NED 1:45.90; 6, Ari Suhonen FIN 1:46.35; 7, Kennedy Osei GHA 1:46.48; 8, Luis Javier González ESP 1:47.29

## Gothenburg 1995

### Final (Aug 8)

|    |                      |     |         |
|----|----------------------|-----|---------|
| 1, | Wilson Kipketer      | DEN | 1:45.08 |
| 2, | Arthémon Hatungimana | BDI | 1:45.64 |
| 3, | Vebjørn Rodal        | NOR | 1:45.68 |
| 4, | Nico Motchebon       | GER | 1:45.97 |
| 5, | Brandon Rock         | USA | 1:46.42 |
| 6, | Jose Parrilla        | USA | 1:46.44 |
| 7, | Andrea Giocondi      | ITA | 1:47.78 |
| 8, | Mark Everett         | USA | 1:53.12 |

Kipketer – a Kenyan who moved to Denmark in 1990 – was favourite to take gold for his new country after clocking 1:42.87 in Monaco shortly before the championships. He confirmed his status with a brilliant finish to his semi-final clocking 23.9 for the final 200m.

A slow pace in the final favoured the fast finishers. The first lap was covered in 52.53, at which point Kipketer was 6th in around 52.7. Rodal was the leader at the bell and continued on in front. Motchebon challenged at 600m, tracked by Kipketer. Rodal, however, stayed in front throughout the final bend. Kipketer, running wide, hit the front as the field swung into the final straight. He won comfortably after a 25.3 final 200m and was the only finalist to run his second lap (52.4) quicker than his first.

Hatungimana – dropped by his coach after running poorly at the 1995 World Indoor Championships – also passed Rodal to win the silver medal.

### First round (First 2 & 2 fastest to semi-finals) (Aug 5)

**Heat 1:** 1, Parrilla 1:46.32; 2, Robb 1:46.34; 3, Giocondi 1:46.44; 4, Einārs Tupurītis LAT 1:46.45; 5, Marko Koers NED 1:46.73; 6, José Arconada ESP 1:47.70; 7, Kayless Tavakalo VAN 1:58.06

**Heat 2:** 1, Kibitok 1:48.45; 2, Rodal 1:48.48; 3, Tomás de Teresa ESP 1:49.07; 4, Jurgens Kotze RSA 1:49.40; 5, Brendan Hanigan AUS 1:50.25; 6, Tommy Asinga SUR 1:51.60; 7, Michael Wildner AUT 1:57.48

**Heat 3:** 1, Kipketer 1:47.35; 2, Hatungimana 1:47.74; 3, Andrés Díaz ESP 1:48.00; 4, David Strang GBR 1:48.76; 5, Babacar Niang SEN 1:49.74; 6, William Serem KEN 1:50.61; Bekele Banbere ETH DQ (r163.3)

**Heat 4:** 1, Sepeng 1:46.33; 2, Douglas 1:46.41; 3, Benyounes Lahlou MAR 1:46.72; 4, Giuseppe D'Urso ITA 1:47.43; 5, Tomonari Ono JPN 1:48.43; 6, Ivan Komar BLR 1:51.36; 7, Vanxay Sinebandith LAO 2:00.25

**Heat 5:** 1, Everett 1:48.06; 2, Cadoni 1:48.25; 3, Andrey Loginov RUS 1:48.30; 4, Pavel Soukup CZE 1:48.32; 5, Savieri Ngidhi ZIM 1:48.77; 6, Jimmy Jean-Joseph FRA 1:51.00; Dhani Ram Chaudhari NEP DQ (r163.3)

**Heat 6:** 1, Rock 1:46.83; 2, Haïda 1:46.88; 3, José Luiz Barbosa BRA 1:47.10; 4, Frédéric Cornette FRA 1:47.36; 5, Charles Nkazamyampi BUR 1:49.76; 6, Anwar Omar Mohammad YEM 1:58.20

**Heat 7:** 1, Motchebon 1:46.14; 2, Tengelei 1:46.18; 3, Konczyklo 1:46.44; 4, David Matthews IRL 1:46.52; 5, Antonio Abrantes POR 1:48.10; 6, Torbjörn Johansson SWE 1:48.31; 7, Mahmoud Kheirat SYR 1:48.76

### Semi-finals (First 4 to final) (Aug 6)

**Heat 1:** 1, Kipketer 1:48.39; 2, Parrilla 1:49.43; 3, Giocondi 1:49.45; 4, Everett 1:49.47; 5, Hezekiel Sepeng RSA 1:49.58; 6, Atle Douglas NOR 1:49.63; 7, Philip Kibitok KEN 1:49.87; 8, Curtis Robb GBR 1:50.12

**Heat 2:** 1, Rodal 1:47.69; 2, Motchebon 1:47.96; 3, Hatungimana 1:48.02; 4, Rock 1:48.04; 5, Bruno Konczyklo FRA 1:48.05; 6, Mahjoub Haïda MAR 1:48.21; 7, Joseph Tengelei KEN 1:48.71; 8, Davide Cadoni ITA 1:53.67

## Athens 1997

### Final (Aug 8)

|    |                    |     | Halves              |
|----|--------------------|-----|---------------------|
| 1, | Wilson Kipketer    | DEN | 1:43.38 49.68/53.70 |
| 2, | Norberto Téllez    | CUB | 1:44.00 50.0 /54.0  |
| 3, | Rich Kenah         | USA | 1:44.25 50.6 /53.7  |
| 4, | Patrick Konchellah | KEN | 1:44.26 50.2 /54.1  |
| 5, | Vebjørn Rodal      | NOR | 1:44.53 50.4 /53.1  |
| 6, | Marko Koers        | NED | 1:44.85 51.2 /53.7  |
| 7, | Patrick Ndururi    | KEN | 1:45.24 51.1 /54.1  |
| 8, | Mark Everett       | USA | 1:49.02 50.0 /59.0  |

That most aesthetic of movers, Kipketer issued a simple challenge to the rest of the world's élite ... catch me if you can. He had the justified self-confidence to lead every step of the way, as he had earlier in the year when setting a stunning world indoor record at the World Indoor Championships. He tested the opposition with splits of 23.47 and 49.68, eased up on the third 200 (76.99) and then accelerated hard to destroy the hopes of the others. Barely out of breath at the finish he retained his title in 1:43.38, just the 16th quickest of his career at that time.

After this consummate display it came as no surprise to anyone when he broke Seb Coe's long standing world record a few days later. Alberto Juantorena, a former world record holder, paid him this tribute: "I admire him, not only because he is running so smoothly but also because he is not only using his legs but his brain too." Juantorena's compatriot Téllez, a 400 semi-finalist at the previous World Championships, finished second, while a spectacular kick brought Kenah past Konchellah for the bronze with Olympic Champion Rodal only fifth.



**First round (First 4 & 4 fastest to second round) (Aug 4)**

**Heat 1:** 1, Kipketer 1:46.34; 2, Sepeng 1:46.42; 3, Tupuritis 1:46.96; 4, Ødegård 1:47.33; 5, Jean-Marc Destiné HAI 1:47.76; 6, Hubert Rakotoarimanana MAD 1:47.86; 7, Mark Sesay GBR 1:49.00; 8, Cherif Aïdara MTN 1:56.85

**Heat 2:** 1, Téllez 1:46.44; 2, Stroubakos 1:46.49; 3, Longo 1:46.79; 4, Vernon-Watson 1:46.96; 5, Ngidhi 1:46.97; 6, Komar 1:47.53; 7, Ali Khazaal LBN 1:50.66; 8, Vanko Stojanov MKD 1:52.65

**Heat 3:** 1, Koers 1:47.17; 2, Kenah 1:47.25; 3, Bucher 1:47.44; 4, Barbosa 1:47.53; 5, Michael Wildner AUT 1:47.77; 6, Sergey Kozhevnikov RUS 1:48.11; 7, Mohammed Haidara BRN 1:53.56; Giuseppe D'Urso ITA DNF

**Heat 4:** 1, Konchellah 1:47.15; 2, Matthews 1:47.33; 3, van Heerden 1:47.56; 4, Kahan 1:47.62; 5, Viktors Lācis LAT 1:48.65; 6, Liam Byrne GIB 2:00.18; Mahjoub Haïda MAR DNF

**Heat 5:** 1, Rodal 1:47.58; 2, Hatungimana 1:47.73; 3, Hart 1:47.98; 4, Mokganyetsi 1:48.10; 5, Pavel Soukup CZE 1:48.16; 6, Mark Tonks NZL 1:48.85; 7, Adoum Yaya Terap CHA 1:54.01; 8, Manlio Molinari SMR 1:55.89

**Heat 6:** 1, Ndururi 1:49.51; 2, Vydra 1:50.08; 3, Hecini 1:55.25; 4, Rock 1:58.05; 5, Cuthbert Modeste LCA 2:01.24; Paul Walker GBR DNF; Graham Hood CAN & Julius Achon UGA DNS

**Heat 7:** 1, Everett 1:47.10; 2, Koech 1:47.15; 3, Lahlou 1:47.33; 4, Yagoub 1:47.34; 5, Osei 1:47.45; 6, Cerezo 1:47.68; 7, Tim Rogge BEL 1:48.38; 8, Alex Morgan JAM 1:50.83

**Second round (First 3 & 4 fastest to semi-finals) (Aug 5)**

**Heat 1:** 1, Koers 1:46.52; 2, Ndururi 1:46.56; 3, Lahlou 1:46.63; 4, Savieri Ngidhi ZIM 1:46.92; 5, Lukás Vydra CZE 1:47.56; 6, Nathan Kahan BEL 1:48.66; 7, Mario Vernon-Watson JAM 1:49.52; 8, Ivan Komar BLR 1:50.17

**Heat 2:** 1, Téllez 1:44.82; 2, Sepeng 1:44.91; 3, Everett 1:44.95; 4, Hecini 1:45.19; 5, Bucher 1:45.33; 6, Ødegård 1:45.42; 7, Yagoub 1:45.73; 8, David Matthews IRL 1:46.66

**Heat 3:** 1, Rodal 1:46.43; 2, Konchellah 1:46.43; 3, Kenah 1:46.48; 4, Arthémon Hatungimana BDI 1:46.64; 5, Einārs Tupuritis LAT 1:46.97; 6, Marius van Heerden RSA 1:47.20; 7, José-Luiz Barbosa BRA 1:47.30; 8, Andy Hart GBR 1:48.03

**Heat 4:** 1, Kipketer 1:45.54; 2, Stroubakos 1:45.94; 3, Osei 1:46.00; 4, Hendrick Mokganyetsi RSA 1:46.45; 5, Andrea Longo ITA 1:46.60; 6, Brandon Rock USA 1:47.13; 7, José Cerezo ESP 1:48.90; Benson Koech KEN DNS

**Semi-finals (First 4 to final) (Aug 6)**

**Heat 1:** 1, Konchellah 1:45.07; 2, Téllez 1:45.37; 3, Rodal 1:45.41; 4, Everett 1:45.94; 5, Adem Hecini ALG 1:46.02; 6, Mohammed Yagoub SUD 1:46.09; 7, Benyouès Lahlou MAR 1:46.42; 8, Panayiotis Stroubakos GRE 1:46.81

**Heat 2:** 1, Kipketer 1:46.14; 2, Kenah 1:46.37; 3, Ndururi 1:46.50; 4, Koers 1:46.62; 5, Kennedy Osei GHA 1:46.78; 6, André Bucher SUI 1:46.88; 7, Hezekiel Sepeng RSA 1:47.00; 8, Tor Øyvind Ødegård NOR 1:47.83

**Heat 4:** 1, Kenah 1:47.95; 2, Kimwetich 1:48.45; 3, Khaled Azerkan SWE 1:48.46; 4, Crispin Mutakanyi ZIM 1:48.73; 5, Aleksander Trutko BLR 1:48.99; 6, Curtis Robb GBR 1:49.13; 7, Batmunkh Banzragch MGL 2:02.42; Lucky Hadebe RSA DQ (r163.3)

**Heat 5:** 1, Saïd-Guerni 1:45.65; 2, Sepeng 1:46.01; 3, Motchebon 1:46.18; 4, Rachid Khouia MAR 1:46.96; 5, Ian Roberts GUY 1:47.53; 6, Urmet Uusorg EST 1:48.85; 7, Mohammed Al-Fayet PLE 1:52.53

**Heat 6:** 1, Botha 1:46.59; 2, Nduwimana 1:46.73; 3, Schumann 1:46.79; 4, João Pires POR 1:47.08; 5, Jason Lobo GBR 1:47.53; 6, Balázs Korányi HUN 1:47.60; 7, Carlos Calvo LUX 1:48.48

**Heat 7:** 1, Kimutai 1:45.66; 2, Oravec 1:45.80; 3, Woodward 1:45.98; 4, Dube 1:46.67; 5, Zach Whitmarsh CAN 1:47.01; 6, Tor Øyvind Ødegård NOR 1:47.07; 7, Víctor Martínez AND 1:48.73

**Heat 8:** 1, Kirwa 1:46.20; 2, Parra 1:46.22; 3, Téllez 1:46.24; 4, Mahjoub Haïda MAR 1:46.86; 5, Panayiotis Stroubakos GRE 1:48.56; 6, David Matthews IRL 1:49.52; 7, Ketson Kabriel NMI 2:07.73

**Semi-finals (First 2 & 2 fastest to final) (Aug 7)**

**Heat 1:** 1, Sepeng 1:45.20; 2, Longo 1:45.63; 3, Rich Kenah USA 1:45.99; 4, Roberto Parra ESP 1:46.07; 5, Wojciech Kaldowski POL 1:46.49; 6, Adem Hecini ALG 1:46.61; 7, James Nolan IRL 1:47.07; 8, Kim Soon-Hyung KOR 1:47.15

**Heat 2:** 1, Kipketer 1:44.87; 2, Saïd-Guerni 1:45.17; 3, Téllez 1:45.22; 4, Kimwetich 1:45.67; 5, Roman Oravec CZE 1:45.78; 6, Savieri Ngidhi ZIM 1:46.56; 7, Wilson Kirwa FIN 1:46.65; 8, Nico Motchebon GER 1:47.17

**Heat 3:** 1, Kimutai 1:47.74; 2, Schumann 1:47.90; 3, André Bucher SUI 1:48.07; 4, Grant Cremer AUS 1:48.22; 5, Glody Dube BOT 1:48.67; 6, Jean-Patrick Nduwimana BDI 1:48.91; 7, Johan Botha RSA 1:49.71; 8, Bryan Woodward USA 1:55.52

**Edmonton 2001****Final (Aug 7)**

|    |                    |     |         |             |
|----|--------------------|-----|---------|-------------|
| 1, | André Bucher       | SUI | 1:43.70 | 50.6 /53.1  |
| 2, | Wilfred Bungei     | KEN | 1:44.55 | 50.41/54.14 |
| 3, | Paweł Czapiewski   | POL | 1:44.63 | 51.3 /53.3  |
| 4, | William Yiampany   | KEN | 1:44.96 | 50.8 /54.2  |
| 5, | Nils Schumann      | GER | 1:45.00 | 51.2 /53.8  |
| 6, | Mbulaeni Mulaudzi  | RSA | 1:45.01 | 51.2 /53.8  |
| 7, | Khalid Tighazouine | MAR | 1:45.58 | 51.0 /54.6  |
| 8, | Hezekiel Sepeng    | RSA | 1:46.68 | 51.1 /55.6  |

Switzerland won their first World or Olympic track title through André Bucher, who ran a faultless race. Bungei provided a fast pace (24.73, 50.41), and was followed closely by Bucher and Yiampany. The bespectacled Swiss then accelerated to lead at 600m (76.39). He pulled further clear and was never threatened. Bungei held on to the silver, and it looked as if Yiampany might win the other medal for Kenya, but he was caught by Czapiewski. The Pole improved from seventh to third in the homestraight and covered the last 200m in 26.7 to Bucher's 27.3.

**First round (First 2 & 6 fastest to semi-finals) (Aug 4)**

**Heat 1:** 1, Schumann 1:45.69; 2, Sepeng 1:45.93; 3, Hatungimana 1:45.97; 4, Grzegorz Krzosek POL 1:47.17; 5, Derrick Peterson USA 1:48.56; 6, Mohammed Saleh Haidara BRN 1:49.09; 7, Vanko Stojanov MKD 1:49.54

**Heat 2:** 1, Bungei 1:44.73; 2, Czapiewski 1:45.57; 3, Som 1:45.60; 4, Dan Caulfield IRL 1:47.23; 5, Wilson Kirwa FIN 1:47.65; 6, Boris Kaveshnikov RUS 1:47.65; 7, Saïdou Mahamadou NIG 1:57.47; Douzi Nguerdjeubel CHA DNS

**Heat 3:** 1, Bucher 1:45.49; 2, Tighazouine 1:45.63; 3, Mulaudzi 1:46.05; 4, Pires 1:47.34; 5, Khadevis Robinson USA 1:49.42; 6, Isireli Naikelekelevesi FIJ 1:50.74; 7, John Lozada PHI 1:59.63

**Heat 4:** 1, Yiampany 1:48.02; 2, Krummenacker 1:48.15; 3, Antonio Reina ESP 1:48.26; 4, Joeri Jansen BEL 1:48.42; 5, Nathan Brannen CAN 1:48.60; 6, Otukile Lekote BOT 1:49.40; 7, Liam Byrne GIB 1:55.98; 8, Naseer Ismail MDV 2:00.19

**Heat 5:** 1, Nduwimana 1:45.13; 2, Dube 1:45.39; 3, Hecini 1:45.56; 4, Wachira 1:45.97; 5, Watts 1:46.43; 6, Tom Omei BEL 1:48.37; 7, Prince Mumba ZAM 1:49.49

**Semi-finals (First 4 to final) (Aug 5)**

**Heat 1:** 1, Bungei 1:45.66; 2, Tighazouine 1:45.69; 3, Schumann 1:45.86; 4, Sepeng 1:45.97; 5, Jean-Patrick Nduwimana BDI 1:46.42; 6, Glody Dube BOT 1:46.91; 7, David Krummenacker USA 1:47.46; 8, Nicholas Wachira KEN 1:48.93

**Heat 2:** 1, Bucher 1:44.47; 2, Yiampany 1:44.61; 3, Mulaudzi 1:44.81; 4, Czapiewski 1:44.89; 5, Arthémon Hatungimana BDI 1:45.21; 6, Adem Hecini ALG 1:46.02; 7, Bram Som NED 1:46.40; 8, Marvin Watts JAM 1:47.64

**Paris 2003****Final (Aug 31)**

|    |                    |     |         |            |
|----|--------------------|-----|---------|------------|
| 1, | Djabir Saïd-Guerni | ALG | 1:44.81 | 52.6 /52.2 |
| 2, | Yuriy Borzakovskiy | RUS | 1:44.84 | 53.0 /51.8 |
| 3, | Mbulaeni Mulaudzi  | RSA | 1:44.90 | 52.7 /52.2 |

**Seville 1999****Final (Aug 29)**

|    |                    |     |         |             |
|----|--------------------|-----|---------|-------------|
| 1, | Wilson Kipketer    | DEN | 1:43.30 | 50.7 /52.6  |
| 2, | Hezekiel Sepeng    | RSA | 1:43.32 | 50.4 /53.0  |
| 3, | Djabir Saïd-Guerni | ALG | 1:44.18 | 50.11/54.07 |
| 4, | Norberto Téllez    | CUB | 1:45.03 | 50.9 /54.1  |
| 5, | Japheth Kimutai    | KEN | 1:45.18 | 50.6 /54.6  |
| 6, | Andrea Longo       | ITA | 1:45.33 | 50.4 /54.9  |
| 7, | Kennedy Kimwetich  | KEN | 1:46.27 | 50.5 /55.8  |
| 8, | Nils Schumann      | GER | 1:46.79 | 50.7 /56.1  |

Kipketer completed a hat-trick of world titles, but only after having to make an uncharacteristically undignified lunge for the line. The man who pressured him so hard was 1996 Olympic silver medallist Sepeng, who had impressed in the semis with a sub-25 last 200. The final was fast thanks to Kimwetich speeding through 200 in 23.49 and Saïd-Guerni leading at the bell in 50.11.

Sepeng caught Kipketer napping when he accelerated along the back straight to reach 600 in 1:16.47, followed by the surprising Algerian with Kipketer some five metres down. The world record holder had to pull out all the stops to edge past Sepeng in the finishing straight but the South African came again and Kipketer's dip brought him victory by just 2/100ths. Saïd-Guerni, who set personal bests in all three of his races, held on brilliantly for third ahead of five men who, on paper, were all faster than him.

**First round (First 2 & 8 fastest to semi-finals) (Aug 26)**

**Heat 1:** 1, Kipketer 1:47.29; 2, Ngidhi 1:47.58; 3, Vebjørn Rodal NOR 1:48.05; 4, Assane Diallo SEN 1:48.06; 5, Khadevis Robinson USA 1:48.31; 6, José Manuel Cerezo ESP 1:50.08; Milton Browne BAR DQ (r163.2)

**Heat 2:** 1, Bucher 1:46.81; 2, Kaldowski 1:46.88; 3, Arthémon Hatungimana BDI 1:47.08; 4, Mark Sesay GBR 1:47.48; 5, Mouhssin Chehibi MAR 1:47.65; 6, Fred Onyancha KEN 1:47.76; 7, Naseer Ismail MDV 1:56.67; Karma Dorji BHU DQ (r163.3)

**Heat 3:** 1, Longo 1:45.01; 2, Cremer 1:45.21; 3, Hecini 1:46.13; 4, Nolan 1:46.38; 5, Kim 1:46.78; 6, Guillaume Douceret FRA 1:47.69; 7, Mohamed Abd El-Rahman SUD 1:53.67

|    |                  |     |         |             |
|----|------------------|-----|---------|-------------|
| 4, | Wilson Kipketer  | DEN | 1:45.23 | 52.46/52.77 |
| 5, | Andrea Longo     | ITA | 1:45.43 | 52.9 /52.4  |
| 6, | Justus Koech     | KEN | 1:45.63 | 52.7 /53.0  |
| 7, | Hezekiel Sepeng  | RSA | 1:45.74 | 52.7 /53.0  |
| 8, | Osmar dos Santos | BRA | 1:46.28 | 53.0 /53.3  |

Three-time champion Kipketer was almost eliminated in the heats after slowing up prematurely at the finish. He duly progressed to the final where he led at 200m (24.56) and the bell in 52.46. In sixth place (53.0) was Borzakovskiy, a former World Indoor Champion who was famed for his strong finish. Usually the 22 year-old Russian hung further back from the leaders so many felt he was in a good position to win.

A strong third 200m by Borzakovskiy put him in front at 600m. Kipketer couldn't respond and it was Saïd-Guerni then Mulaudzi who gave chase. The Russian stayed ahead, then in the final 50m the Algerian inched closer. The South African was moving faster than the other two but came from too far back to challenge for the gold. Saïd-Guerni snatched the title as Borzakovskiy lost form in the last 10m, though it was so close he did not immediately know he had won the race.

"It was a real reward because I haven't forgotten that in 2001 the doctors told me to stop running," said the winner whose Paris home was just 3000m from the Stade de France.

The defending champion Bucher went out in the semis, meaning that none of the Edmonton men's winners at events from 100m to 800m contested the corresponding finals in Paris.

#### First round (First 2 & 8 fastest to semi-finals)

**Heat 1:** 1, Lacasse 1:47.21; 2, Koech 1:47.39; 3, Ricky Soos GBR 1:47.80; 4, Dmitriy Bogdanov RUS 1:48.36; 5, Jean-Patrick Nduwimana BDI 1:48.40; 6, Mindaugas Norbutas LTU 1:48.44; 7, Radwan Jaddoueh SYR 1:48.89

**Heat 2:** 1, Alemu 1:45.63; 2, Herms 1:45.71; 3, Santos 1:45.72; 4, Krummenacker 1:45.84; 5, Wachira 1:45.86; 6, Pires 1:46.66; 7, Jimmy Anak Ahar BRU 1:57.86; 8, Dominic Carroll GIB 2:00.53

**Heat 3:** 1, Mulaudzi 1:47.62; 2, Shojaei 1:47.80; 3, Robinson 1:47.85; 4, Achraf Tadili CAN 1:47.88; 5, Arnoud Okken NED 1:48.15; 6, Tom Omev BEL 1:48.93; Mouhcine Chehibi MAR DQ (r163.2) (1:47.79). *Robinson advanced to the semi-finals as he was pushed by Chehibi*

**Heat 4:** 1, Kimutai 1:47.54; 2, McCarthy 1:47.61; 3, Abdoulaye Wagne SEN 1:47.64; 4, Manuel Olmedo ESP 1:47.98; 5, Jasmin Salihovic BIH 1:48.10; 6, Graham Davidson RSA 1:48.16; 7, Otukile Lekote BOT 1:48.33

**Heat 5:** 1, Tighazouine 1:46.01; 2, Som 1:46.11; 3, Reina 1:46.45; 4, Dube 1:46.68; 5, Arthémon Hatungimana BDI 1:47.74; Sam Burley USA DQ (r163.3) (1:46.63); Fred Thegu SOL DQ (r163.3) (1:57.51)

**Heat 6:** 1, Bucher 1:48.61; 2, Kipketer 1:48.68; 3, Gary Reed CAN 1:48.69; 4, Adam Abdou QAT 1:48.87; 5, Wilson Kirwa FIN 1:49.74; 6, Abdal Salam Aldabaji PLE 1:51.68; 7, Mohamed Amir MDV 2:06.25; Ivan Heshko UKR DNS

**Heat 7:** 1, Longo 1:46.26; 2, Borzakovskiy 1:46.44; 3, Jansen 1:46.68; 4, Amine Laâlou MAR 1:46.75; 5, Rashid Mohamed BRN 1:47.43; 6, Jimmy Lomba FRA 1:48.15; 7, David Fiegen LUX 1:48.80

**Heat 8:** 1, Saïd-Guerni 1:46.06; 2, Sepeng 1:46.09; 3, Al-Salhi 1:46.48; 4, Ahmed Ismail SUD 1:47.21; 5, Rizak Dirshe SWE 1:49.23; 6, Mahamadou Ibrahim NIG 1:55.21; Nicolas Aïssat FRA DNF

#### Semi-finals (First 2 & 2 fastest to final) (Aug 29)

**Heat 1:** 1, Borzakovskiy 1:45.31; 2, Kipketer 1:45.50; 3, Koech 1:46.04; 4, Santos 1:46.07; 5, Khalid Tighazouine MAR 1:46.83; 6, Mohammed Al-Salhi KSA 1:47.25; 7, João Pires POR 1:49.19; 8, Khadevis Robinson USA 1:50.60; Nicholas Wachira KEN DNF

**Heat 2:** 1, Mulaudzi 1:46.31; 2, Saïd-Guerni 1:46.36; 3, Berhanu Alemu ETH 1:46.40; 4, Bram Som NED 1:46.63; 5, André Bucher SUI 1:46.67; 6, Florent Lacasse FRA 1:46.89; 7, Kris McCarthy AUS 1:47.64; 8, Ehsan Mohajir Shojaei IRI 1:47.71

**Heat 3:** 1, Longo 1:46.26; 2, Sepeng 1:46.43; 3, Antonio Manuel Reina ESP 1:46.72; 4, Joeri Jansen BEL 1:46.78; 5, René Herms GER 1:46.88; 6, David Krummenacker USA 1:47.25; 7, Japheth Kimutai KEN 1:47.53; 8, Glody Dube BOT 1:48.69

## Helsinki 2005

#### Final (Aug 14)

|    |                    |     |         |             |
|----|--------------------|-----|---------|-------------|
| 1, | Rashid Ramzi       | BRN | 1:44.24 | 52.8 /51.4  |
| 2, | Yuriy Borzakovskiy | RUS | 1:44.51 | 52.7 /51.8  |
| 3, | William Yimpoy     | KEN | 1:44.55 | 52.7 /51.8  |
| 4, | Wilfred Bungei     | KEN | 1:44.98 | 52.5 /52.5  |
| 5, | Djabir Saïd-Guerni | ALG | 1:45.31 | 52.6 /52.7  |
| 6, | Mehdi Baala        | FRA | 1:45.32 | 52.7 /52.6  |
| 7, | Belal Mansoor Ali  | BRN | 1:45.55 | 52.48/53.07 |
| 8, | Gary Reed          | CAN | 1:46.20 | 52.8 /53.4  |

The pre-race favourites were Borzakovskiy, Bungei and Mulaudzi. No-one had beaten 1:44 in 2005, though the South African had run 1:44.08 in Helsinki two weeks before the championships. The fastest time in the heats fell to 1500m winner Ramzi with 1:46.17. In the semis, Ramzi then ran a pb 1:44.30 just behind Olympic Champion Borzakovskiy. Mulaudzi fell well short of qualifying in the second heat with 1:45.73, beaten by Ali (1:45.35) and Baala (1:45.40). Gary Reed was the surprising winner of the third semi-final in 1:44.30 ahead of co-favourite Bungei.

Ali led the final, passing 200 in 24.96, before slowing to 52.48 at the bell. Borzakovskiy, always thought to be at his most dangerous in a slow race, was seventh in 52.7. At 600m, Bungei had moved into the lead (1:18.24), with Ramzi fourth (1:18.4), and Borzakovskiy still in seventh (1:18.9), hemmed in behind Baala. Ramzi moved into the lead early in the home straight, and the tactically naïve Borzakovskiy eventually edged the surprising Yimpoy for silver, with Bungei a further 3m behind. Ramzi subsequently won the Olympic 1500m title in 2008, but was stripped of that title because of a doping violation.

#### First round (First 3 & 6 fastest to semi-finals) (Aug 11)

**Heat 1:** 1, Ramzi 1:46.17; 2, Mcllroy 1:46.44; 3, Mulaudzi 1:46.85; 4, Herms 1:47.07; 5, Alemu 1:47.37; 6, Osmar dos Santos BRA 1:47.74; 7, Lee Jae-Hoon KOR 1:47.90; 8, Tom Omev BEL 1:49.62

**Heat 2:** 1, Baala 1:46.57; 2, Bungei 1:46.71; 3, Robinson 1:46.74; 4, Bogdanov 1:46.88; 5, Czapiewski 1:46.93; 6, Alazemi 1:47.05; 7, Moise Joseph HAI 1:48.29; 8, Yeiman López CUB 1:52.24; Geramias da Silva GBS DQ (r163.5) (1:58.80)

**Heat 3:** 1, Borzakovskiy 1:50.14; 2, Yimpoy 1:50.14; 3, Saïd-Guerni 1:50.16; 4, Jason Stewart NZL 1:50.35; 5, Dmitrijs Milkevičs LAT 1:50.44; 6, Fabiano Peçanha BRA 1:50.89; 7, Paskar Owor UGA 1:51.72; 8, Rodrigo Trinidad PAR 1:55.43; Samuel Mwera TAN DQ (r163.3)

**Heat 4:** 1, Kamel 1:47.65; 2, Krummenacker 1:47.82; 3, Chehibi 1:48.17; 4, Alfred Kirwa Yego KEN 1:48.72; 5, Arnoud Okken NED 1:48.95; 6, Fadrique Iglesias BOL 1:49.57; 7, Oabona Onalenna BOT 1:50.18; Manuel Olmedo ESP DNF

**Heat 5:** 1, Reina 1:47.14; 2, Reed 1:47.23; 3, Laâlou 1:47.62; 4, André Bucher SUI 1:47.97; 5, Maurizio Bobbato ITA 1:48.36; 6, Juha Kukkamö FIN 1:48.69; 7, Sherridan Kirk TTO 1:48.77; 8, Prince Mumba ZAM 1:49.10

**Heat 6:** 1, Ali 1:47.16; 2, Moradi 1:47.18; 3, Al-Salhi 1:47.27; 4, Barrios 1:47.53; 5, Achraf Tadili CAN 1:48.42; 6, Rizak Dirshe SWE 1:48.43; 7, Kevin Hicks USA 1:50.00; Majid Saeed Sultan QAT DQ (r163.3)

#### Semi-finals (First 2 & 2 fastest to final) (Aug 12)

**Heat 1:** 1, Borzakovskiy 1:44.26; 2, Ramzi 1:44.30; 3, Yimpoy 1:44.51; 4, Saïd-Guerni 1:44.80; 5, Amine Laâlou MAR 1:45.05; 6, Mohammad Alazemi KUW 1:48.02; 7, Eugenio Barrios ESP 1:48.76; 8, Khadevis Robinson USA 1:49.13

**Heat 2:** 1, Ali 1:45.35; 2, Baala 1:45.40; 3, Mbulaeni Mulaudzi RSA 1:45.73; 4, Paweł Czapiewski POL 1:46.33; 5, Dmitriy Bogdanov RUS 1:46.83; 6, Antonio Manuel Reina ESP 1:46.89; 7, Berhanu Alemu ETH 1:47.66; 8, Mohammed Al-Salhi KSA 1:47.97

**Heat 3:** 1, Reed 1:44.33; 2, Bungei 1:44.41; 3, Yusuf Saad Kamel BRN 1:44.90; 4, René Herms GER 1:45.21; 5, Mouhcine Chehibi MAR 1:45.82; 6, Sadjad Moradi IRI 1:45.88; 7, James Mcllroy GBR 1:45.91; 8, David Krummenacker USA 1:46.76

## Osaka 2007

#### Final (Sep 2)

|    |                    |     |         |             |
|----|--------------------|-----|---------|-------------|
| 1, | Alfred Kirwa Yego  | KEN | 1:47.09 | 55.3 /51.8  |
| 2, | Gary Reed          | CAN | 1:47.10 | 55.08/52.02 |
| 3, | Yuriy Borzakovskiy | RUS | 1:47.39 | 55.6 /51.8  |
| 4, | Abraham Chepkirwok | UGA | 1:47.41 | 55.2 /52.2  |
| 5, | Wilfred Bungei     | KEN | 1:47.42 | 55.4 /52.0  |
| 6, | Amine Laâlou       | MAR | 1:47.45 | 55.6 /51.9  |
| 7, | Mbulaeni Mulaudzi  | RSA | 1:47.52 | 55.4 /52.1  |
| 8, | Mohammed Al-Salhi  | KSA | 1:47.58 | 55.8 /51.8  |

The winning time in the final was the slowest yet, but the preliminaries were the toughest. Fastest in the heats was Kamel, a transferee to Bahrain from Kenya, whose father was the 1987 and 1991 champion Billy Konchellah. In every one of the six heats, the fastest non-qualifier was quicker than the previous record of 1:46.45 from 1995. In the semis, Kamel went out despite clocking 1:45.31.

The final started slowly, led by Reed at 400m in 55.08. Chepkirwok slipped by the Canadian, and led by a metre at the 600m point (1:22.18), with Borzakovskiy (1:22.6) four metres behind the leader. Reed edged past with 120m to go, and Kirwa Yego began to challenge with 75m left. Reed held off the Kenyan until the last two strides, and the margin of victory was the closest in World Championship history. The Kenyan's last 200m had taken just 24.6 compared with Reed's 24.9. Behind them Borzakovskiy overtook



Bungei and a fading Chepkirwok with 10m to go. With less than five metres covering the whole field, it was an exciting finish to a less than stirring race. The winner, who was eliminated in the first round in Helsinki, became the youngest-ever World 800m Champion. Defending Champion Ramzi went out in the semi-finals.

#### First round (First 3 & 6 fastest to semi-finals) (Aug 30)

**Heat 1:** 1, Laâlou 1:46.00; 2, Symmonds 1:46.16; 3, Davide 1:46.17; 4, Ali 1:46.34; 5, Achraf Tadili CAN 1:46.73; 6, Sajad Moradi IRI 1:46.75; 7, Mohammed Ahmed Al-Yafaee YEM 1:56.55; Ismail Ahmed Ismail SUD DNF

**Heat 2:** 1, Reed 1:46.00; 2, Madi 1:46.02; 3, Koech 1:46.08; 4, Antonio Manuel Reina ESP 1:46.35; 5, Arnold Okken NED 1:47.23; 6, Jeff Riseley AUS 1:47.44; 7, Aunese Curreen SAM 1:47.72; Ivan Heshko UKR DNS

**Heat 3:** 1, Mulaudzi 1:45.56; 2, Ramzi 1:45.64; 3, Bogdanov 1:45.66; 4, Peçanha 1:45.77; 5, Yeiman López CUB 1:46.28; 6, Mattias Claesson SWE 1:46.43; 7, Eugenio Barrios ESP 1:46.62; 8, Bram Som NED 1:46.81

**Heat 4:** 1, Yego 1:45.52; 2, Rimmer 1:45.66; 3, Miljevićs 1:45.72; 4, Robinson 1:45.78; 5, Olmedo 1:45.90; 6, Eduard Villanueva VEN 1:46.33; 7, David Campbell IRL 1:46.47; 8, Fadrique Iglesias BOL 1:48.42

**Heat 5:** 1, Al-Salhi 1:45.58; 2, Borzakovskiy 1:45.79; 3, Bungei 1:45.79; 4, Benschir 1:45.90; 5, Wagné 1:46.20; 6, Abubaker Kaki SUD 1:46.38; 7, Masato Yokota JPN 1:47.16; 8, Mahamoud Farah DJI 1:49.06

**Heat 6:** 1, Kamel 1:45.25; 2, Chepkirwok 1:45.68; 3, Alazemi 1:45.85; 4, Chehibi 1:46.16; 5, Samuel Mwera TAN 1:46.24; 6, Jozef Repčík SVK 1:46.53; 7, Duane Solomon USA 1:48.95; 8, Souleymane Ould Chebal MTN 1:56.45

#### Semi-finals (First 2 & 2 fastest to final) (Aug 31)

**Heat 1:** 1, Yego 1:44.54; 2, Mulaudzi 1:44.71; 3, Chepkirwok 1:44.84; 4, Khadevis Robinson USA 1:45.45; 5, Fabiano Peçanha BRA 1:45.95; 6, Dmitrijs Miljevićs LAT 1:46.27; 7, Abdoulaye Wagné SEN 1:46.49; 8, Mohcine Chehibi MAR 1:51.31

**Heat 2:** 1, Reed 1:44.92; 2, Laâlou 1:45.11; 3, Dmitriy Bogdanov RUS 1:45.36; 4, Nabil Madi ALG 1:45.59; 5, Manuel Olmedo ESP 1:45.61; 6, Nick Symmonds USA 1:46.41; 7, Justus Koech KEN 1:46.86; 8, Rashid Ramzi BRN 1:47.76

**Heat 3:** 1, Borzakovskiy 1:45.12; 2, Bungei 1:45.20; 3, Al-Salhi 1:45.23; 4, Youssef Saad Kamel BRN 1:45.31; 5, Kléberon Davide BRA 1:46.45; 6, Michael Rimmer GBR 1:47.39; 7, Yassine Benschir MAR 1:48.04; 8, Mohamed Alazemi KUW 1:50.28

## Berlin 2009

### Final (Aug 13)

|    |                    |         |              |  |
|----|--------------------|---------|--------------|--|
| 1, | Mbulaeni Mulaudzi  | RSA     | 1:45.29      | 53.44/51.85                              |
| 2, | Alfred Kirwa Yego  | KEN     | 1:45.35      | 54.04/51.31                              |
| 3, | Yusuf Saad Kamel   | BRN     | 1:45.35      | 53.76/51.59                              |
| 4, | Yuriy Borzakovskiy | RUS     | 1:45.57      | 53.54/52.03                              |
| 5, | Amine Laâlou       | MAR     | 1:45.66      | 53.7 /52.0                               |
| 6, | Nick Symmonds      | USA     | 1:45.71      | 53.5 /52.2                               |
| 7, | Bram Som           | NED     | 1:45.86      | 53.9 /52.0                               |
| 8, | Marcin Lewandowski | POL     | 1:46.17      | 53.9 /52.3                               |
| 9, | Jackson Kivuva KEN | 1:46.39 | (54.0/52.4); | 10, Yeimer López CUB 1:47.80 (54.2/53.6) |

Of 2009's four fastest prior to Berlin, three failed to make it to the final. Kaki [1:43.10], tripped while leading in his semi-final and failed to finish the race. Two men brought down by Kaki (Som and Lewandowski) were advanced to the final. Kiprof [1:43.17], the Olympic 1500m Champion, was bumped twice at the 600m mark in his semi-final and gave up, while Rudisha [1:43.52], who would run 1:42.01 later in the season, missed the final by one place.

In the final Mulaudzi went to the front as the athletes broke, and passed 200m in 25.02. The South African kept the lead at 400m (53.44) with the pace slowing to 28.4 in the second 200m. Just 5m covered the field at this point. Mulaudzi cleverly kept the lead through 600m (1:19.82) from Symmonds (1:19.8) and Kamel (1:20.10), with defending champion Kirwa Yego in seventh place (1:20.31). Mulaudzi held the curb and the lead to the finish, with Kirwa Yego finishing fastest of all to catch Kamel on the line, half a metre behind the South African. Curiously the first two had been the two fastest "losers" from the semi-finals, and each had been forced to share their lane at the start with the reinstated fallers.

#### First round (First 3 & 3 fastest to semi-finals) (Aug 20)

**Heat 1:** 1, Mulaudzi 1:46.40; 2, Kaki 1:46.41; 3, Peçanha 1:46.68; 4, Sajad Moradi IRI 1:47.68; 5, Abraham Chepkirwok UGA 1:48.57; 6, Eduard Villanueva VEN 1:48.61; Manuel Olmedo ESP DNF

**Heat 2:** 1, Symmonds 1:47.12; 2, Ali 1:47.16; 3, Ismail 1:47.20; 4, Mattias Claesson SWE 1:48.02; 5, Thomas Chamney IRL 1:48.09; 6, Prince Mumba ZAM 1:48.13; 7, Ilija Ranitović MNE 1:53.17; 8, Iulio Lafai SAM 2:03.51

**Heat 3:** 1, Reed 1:45.76; 2, Borzakovskiy 1:45.86; 3, Lastennet 1:46.30; 4, Ngoepe 1:46.54; 5, Ryan Brown USA 1:46.92; 6, Mike Schumacher LUX 1:48.18; 7, Robin Schembera GER 1:54.47

**Heat 4:** 1, Kamel 1:46.43; 2, Kiprof 1:46.52; 3, Robinson 1:46.79; 4, Lukas Rifesser ITA 1:47.07; 5, Kléberon Davide BRA 1:47.51; 6, Mahamoud Farah DJI 1:48.23

**Heat 5:** 1, Yego 1:48.32; 2, Kazi 1:48.40; 3, Lewandowski 1:48.41; 4, Mohammed Al-Salhi KSA 1:48.43; 5, Luis Alberto Marco ESP 1:48.47; 6, Jozef Repčík SVK 1:48.73; 7, Evans Pinto BOL 1:52.23; 8, Arnold Sorina VAN 2:00.13

**Heat 6:** 1, Rudisha 1:47.83; 2, López 1:48.04; 3, Rimmer 1:48.20; 4, Abdoulaye Wagne SEN 1:48.22; 5, Dmitrijs Miljevićs LAT 1:48.43; 6, Mohammad Alazemi KUW 1:51.73

**Heat 7:** 1, Kivuva 1:46.17; 2, Som 1:46.33; 3, Laâlou 1:46.38; 4, Joseph 1:46.68; 5, Kszczot 1:46.70; 6, Dmitrijs Jurkevićs LAT 1:46.90; 7, Pablo Solares MEX 1:47.96

#### Semi-finals (First 2 & 2 fastest to final) (Aug 21)

**Heat 1:** 1, Symmonds 1:45.96; 2, Kivuva 1:46.32; 3, Belal Mansoor Ali BRN 1:46.57; 4, Tamás Kazi HUN 1:47.01; 5, Jeff Lastennet FRA 1:57.43; 6, Lewandowski 2:01.62; Som & Abubaker Kaki SUD DNF

(Lewandowski & Som were allowed to advance to the final after being disadvantaged by the fall of Kaki)

**Heat 2:** 1, Kamel 1:45.01; 2, Borzakovskiy 1:45.16; 3, Yego 1:45.22; 4, Mulaudzi 1:45.26; 5, Khadevis Robinson USA 1:45.91; 6, Adam Kszczot POL 1:46.33; 7, Asbel Kiprof KEN 1:52.05; Ahmed Ismail SUD DNF

**Heat 3:** 1, Laâlou 1:45.27; 2, López 1:45.33; 3, David Rudisha KEN 1:45.40; 4, Gary Reed CAN 1:45.60; 5, Moise Joseph HAI 1:45.87; 6, Fabiano Peçanha BRA 1:45.94; 7, Michael Rimmer GBR 1:46.77; 8, Samson Ngoepe RSA 1:49.03

## Daegu 2011

### Final (Aug 30)

|    |                    |     |         |             |
|----|--------------------|-----|---------|-------------|
| 1, | David Rudisha      | KEN | 1:43.91 | 51.33/52.58 |
| 2, | Abubaker Kaki      | SUD | 1:44.41 | 51.6 /52.8  |
| 3, | Yuriy Borzakovskiy | RUS | 1:44.49 | 51.5 /53.0  |
| 4, | Marcin Lewandowski | POL | 1:44.80 | 51.8 /53.0  |
| 5, | Nick Symmonds      | USA | 1:45.12 | 51.7 /53.4  |
| 6, | Adam Kszczot       | POL | 1:45.25 | 51.7 /53.5  |
| 7, | Alfred Kirwa Yego  | KEN | 1:45.83 | 51.7 /53.5  |
| 8, | Mohamed Aman       | ETH | 1:45.93 | 51.9 /54.0  |

Rudisha, unbeaten since Berlin 2009, made his intentions crystal clear in the final, blasting through 200m in 23.81, before easing down to 51.33 at halfway. Speeding up slightly, the Kenyan passed 600m in 1:17.99, just over a metre clear of Kaki and Borzakovskiy. Rudisha led by a metre from the Russian veteran as they entered the finishing straight, but he then drew clear to win from Kaki, who overtook Borzakovskiy 25m from the finish. For Rudisha it was his 24th successive 800m victory (or 31st including heats).

#### First round (First 3 & 6 fastest to semi-finals) (Aug 27)

**Heat 1:** 1, Symmonds 1:46.54; 2, Bube 1:46.64; 3, López 1:46.79 (1:46.787); 4, Mouhcine El Amine MAR 1:46.98; 5, Andrew Ellerton CAN 1:47.47; 6, Moise Joseph HAI 1:48.17; 7, Zaw Win Thet MYA 1:58.36

**Heat 2:** 1, Borzakovskiy 1:46.14; 2, Kivuva 1:46.57; 3, Reina 1:46.66; 4, Mumba 1:46.73; 5, Michael Rimmer GBR 1:47.11; 6, Masato Yokota JPN 1:47.60; 7, Shifaz Mohamed MDV 2:01.05

**Heat 3:** 1, Kaki 1:44.83; 2, Aman 1:45.17; 3, Yego 1:45.50; 4, Marco 1:46.19; 5, Camara 1:46.38; 6, Ashot Hayrapetyan ARM 1:50.09; 7, Fernando da Silva BRA 1:51.58

**Heat 4:** 1, Rudisha 1:46.29; 2, Lewandowski 1:46.73; 3, Som 1:46.79 (1:46.786); 4, Mahfoud Brahimi ALG 1:46.94; 5, Charles Jock USA 1:47.95; 6, Brice Etès MON 1:48.22; 7, Edgar Cortez NCA 1:49.10

**Heat 5:** 1, Davide 1:46.06; 2, Osagie 1:46.08; 3, Kszczot 1:46.16; 4, Moradi 1:46.39; 5, Al-Azemi 1:46.64; 6, Julius Mutekanga UGA 1:47.54; 7, Farhan Ahmad PAK 1:50.14

**Heat 6:** 1, Rodríguez 1:48.26; 2, Kazi 1:48.29; 3, Robinson 1:48.41; 4, Daniel Nghipandulwa NAM 1:48.79; 5, Lutmar Paes BRA 1:48.97; 6, Ahmed Ismail SUD 1:52.33; 7, Derek Mandell GUM 1:57.11; 8, Richard Blagg GIB 1:59.34

#### Semi-finals (First 2 & 2 fastest to final) (Aug 28)

**Heat 1:** 1, Aman 1:44.57; 2, Lewandowski 1:44.60; 3, Kaki 1:44.62; 4, Yego 1:44.82; 5, Khadevis Robinson USA 1:45.27; 6, Andreas Bube DEN 1:45.48; 7, Sajad Moradi IRI 1:46.17; 8, Antonio Manuel Reina ESP 1:48.45

**Heat 2:** 1, Symmonds 1:45.73; 2, Borzakovskiy 1:45.73; 3, Jackson Kivuva KEN 1:45.97; 4, Andrew Osagie GBR 1:46.12; 5, Tamás Kazi HUN 1:46.53; 6, Bram Som NED 1:46.69; 7, Kevin López ESP 1:46.86; 8, Prince Mumba ZAM 1:47.06

**Heat 3:** 1, Rudisha 1:44.20; 2, Kszczot 1:44.81; 3, Kléberon Davide BRA 1:45.06; 4, Rafith Rodríguez COL 1:46.41; 5, Mahfoud Brahimi ALG 1:46.79; 6, Luis Alberto Marco ESP 1:47.45; 7, Moussa Camara MLI 1:48.15; Mohammad Al-Azemi KUW DNF

## Moscow 2013

### Final (Aug 13)

|    |               |     |         |             |
|----|---------------|-----|---------|-------------|
| 1, | Mohamed Aman  | ETH | 1:43.31 | 50.37/52.94 |
| 2, | Nick Symmonds | USA | 1:43.55 | 50.26/53.29 |



**1500 Metres****Helsinki 1983****Final (Aug 14)**

|     |                   |          |         |
|-----|-------------------|----------|---------|
| 1,  | Steve Cram        | GBR      | 3:41.59 |
| 2,  | Steve Scott       | USA      | 3:41.87 |
| 3,  | Saïd Aouita       | MAR      | 3:42.02 |
| 4,  | Steve Ovett       | GBR      | 3:42.34 |
| 5,  | José Abascal      | ESP      | 3:42.47 |
| 6,  | Pierre Délèze     | SUI      | 3:43.69 |
| 7,  | Andreas Busse     | GDR      | 3:43.72 |
| 8,  | Dragan Zdravković | YUG      | 3:43.75 |
| 9,  | John Walker NZL   | 3:44.24; |         |
| 10, | Ján Kubista TCH   | 3:44.30; |         |
| 11, | Uwe Becker FRG    | 3:45.09; |         |
| 12, | Mike Boit KEN     | 3:46.46  |         |

A tactically perfect race by Cram continued Britain's great run of success in championship 1500m races of the 80s. One of the best quality fields of the championships set off at a pace slower than the women's final (400m: 64.98, 800m: 2:07.73). The Cram camp had been warned that Aouita – world leader at 3:32.54 – would make a move 500m from home. This proved to be perfectly true. The Moroccan bolted ahead and Cram responded to follow Aouita into the last lap. The favourite, Scott, was also in close contention but world record holder Ovett was boxed.

Cram went past Aouita with 200m remaining and led from the Moroccan into the finishing straight with Scott third. Running wide, the American moved into second and, for an instant, looked as if he would overtake Cram. Aouita also continued to run strongly. But they could gain little on the long-striding Briton who was able to cross the line with fists clenched in triumph. Ovett, who ran the last 300m quicker than anyone else, just fell short of catching Aouita for the bronze.

"I think the reason for the slow race was the fact that most of the front runners had been knocked out in the semi-finals," concluded the winner, whose preparation for the championships had been limited by injury. "This race went perfectly for me."

**First round (First 4 & 8 fastest to semi-finals) (Aug 12)**

**Heat 1:** 1, Délèze 3:42.28; 2, Maree 3:43.13; 3, Becker 3:43.18; 4, Flynn 3:43.27; 5, João Campos POR 3:43.44; 6, Kipkoech Cheruiyot KEN 3:43.58; 7, Nikolay Kirov URS 3:43.77; 8, Jan Persson SWE 3:43.83; 9, Dave Reid CAN 3:45.08; 10, Mohamed Neji Henkiri TUN 3:45.90; 11, Jama Aden SOM 3:46.87; 12, Tisbite Rakotoarisoa MAD 3:52.91; 13, Luis Munguia NCA 4:02.06

**Heat 2:** 1, Cram 3:40.17; 2, Aouita 3:40.39; 3, O'Mara 3:40.53; 4, Walker 3:40.67; 5, Kurek 3:40.96; 6, Hjorth 3:41.29; 7, Peter Wirz SUI 3:41.69; 8, Philippe Dien FRA 3:43.15; 9, Spyros Spyrou GRE 3:43.94; 10, Paul Rugut KEN 3:46.00; 11, Jimmy Igohe TAN 3:48.58; 12, Charlie Oliver SOL 4:18.24; Mehdi Aidet ALG DNS

**Heat 3:** 1, Busse 3:38.65; 2, Ovett 3:39.00; 3, Zdravković 3:39.18; 4, Kubista 3:39.20; 5, Byers 3:39.41; 6, Stevens 3:39.77; 7, Mei 3:39.93; 8, González 3:41.29; 9, Pascal Thiébaud FRA 3:41.51; 10, Amar Brahmia ALG 3:42.75; 11, Omer Khalifa SUD 3:48.23; 12, John Chappory GIB 3:56.92; 13, Jean Marie Viann Rudasinqwa RWA 3:57.49

**Heat 4:** 1, Scott 3:37.87; 2, Abascal 3:38.06; 3, Patrignani 3:38.35; 4, Williamson 3:38.99; 5, Morceli 3:39.77; 6, Németh 3:39.93; 7, Boit 3:40.06; 8, Antti Loikkanen FIN 3:44.47; 9, Sermet Timurlenk TUR 3:46.74; 10, Mohammed Darwish IRQ 3:50.04; 11, Ibrahim Malallah QAT 3:52.05; 12, Masini Situ-Mbanza COD 4:06.44; 13, Sekou Camara GUI 4:08.46

**Semi-finals (First 4 & 4 fastest to final) (Aug 13)**

**Heat 1:** 1, Scott 3:36.43; 2, Aouita 3:36.43; 3, Kubista 3:37.12; 4, Becker 3:37.27; 5, Busse 3:37.54; 6, José Luis González ESP 3:38.77; 7, Niels Kim Hjørth DEN 3:39.75; 8, Abderrahmane Morceli ALG 3:39.88; 9, Stefano Mei ITA 3:41.78; 10, Graham Williamson GBR 3:45.84; 11, Frank O'Mara IRL 3:47.10; Robert Nemeth AUT DNS

**Heat 2:** 1, Cram 3:35.77; 2, Ovett 3:36.26; 3, Abascal 3:36.35; 4, Délèze 3:36.37; 5, Walker 3:36.52; 6, Zdravković 3:37.31; 7, Boit 3:37.75; 8, Claudio Patrignani ITA 3:38.36; 9, Sydney Maree USA 3:38.65; 10, Piotr Kurek POL 3:39.54; 11, Ray Flynn IRL 3:40.26; 12, Eddy Stevens BEL 3:42.63; 13, Tom Byers USA 3:43.97

**Rome 1987****Final (Sep 6)**

|     |                        |          |         |
|-----|------------------------|----------|---------|
| 1,  | Abdi Bile              | SOM      | 3:36.80 |
| 2,  | José Luis González     | ESP      | 3:38.03 |
| 3,  | Jim Spivey             | USA      | 3:38.82 |
| 4,  | Joseph Chesire         | KEN      | 3:39.36 |
| 5,  | Omer Khalifa           | SUD      | 3:39.81 |
| 6,  | Jens-Peter Herold      | GDR      | 3:40.14 |
| 7,  | Mike Hillardt          | AUS      | 3:40.23 |
| 8,  | Steve Cram             | GBR      | 3:41.19 |
| 9,  | Han Kulker NED         | 3:42.16; |         |
| 10, | Rémy Geoffroy FRA      | 3:43.02; |         |
| 11, | Kipkoech Cheruiyot KEN | 3:44.54; |         |
| 12, | Steve Scott USA        | 3:45.92  |         |

After another slow start to a world championship final, (400m: 63.46), Cram and Chesire speeded things up. With 450m remaining, the Briton made his bid to retain his title. He was unable to shake off González or Bile, who had set an impressive championship record in the semi-finals. The Somali passed Cram on the final bend and sprinted away for a handsome victory. The defending champion was also overtaken by González, before fading to jog across the line in eighth place.

The intermediate times showed the brilliance of Bile's finish. He ran the last 1000m in 2:16.6 and the last 800m in 1:46.6. The winner, one of 15 children, was the reigning US Collegiate Champion.

**First round (First 6 & 6 fastest to semi-finals) (Sep 3)**

**Heat 1:** 1, Khalifa 3:41.93; 2, Cram 3:42.05; 3, Rono 3:42.26; 4, Scott 3:42.43; 5, Geoffroy 3:42.45; 6, Hillardt 3:42.79; 7, Peter Wirz SUI 3:43.00; 8, Ray Flynn IRL 3:43.06; 9, Andres Vera ESP 3:43.24; 10, Dave Campbell CAN 3:43.80; 11, Dieudonné Kwizéra BDI 3:44.36; 12, Manuel Balmaceda CHI 3:49.52; Ari Suhonen FIN DNS

**Heat 2:** 1, Bile 3:38.05; 2, Herold 3:38.10; 3, Crabb 3:38.11; 4, Bourke 3:38.18; 5, O'Sullivan 3:38.20; 6, Baumann 3:38.31; 7, Guldberg 3:38.67; 8, Chesire 3:38.71; 9, Benito 3:38.90; 10, Öztürk 3:40.38; 11, Aragon 3:40.82; 12, Getayan Ayana ETH 3:42.29; 13, Mohamed Abdullah UAE 3:51.04

**Heat 3:** 1, Cheruiyot 3:40.22; 2, González 3:40.28; 3, Kulker 3:40.32; 4, Spivey 3:40.48; 5, Becker 3:40.63; 6, Masunov 3:40.68; 7, Silva 3:40.99; 8, Adrian Passey GBR 3:41.44; 9, Markus Hacksteiner SUI 3:42.04; 10, Pat Scammell AUS 3:44.93; 11, Gerard O'Reilly IRL 3:45.77; 12, Johnny Kroon SWE 3:49.06; Moctar El MTN DNS

**Semi-finals (First 5 & 2 fastest to final) (Sep 4)**

**Heat 1:** 1, Bile 3:35.67; 2, González 3:35.68; 3, Cram 3:35.78; 4, Chesire 3:35.82; 5, Scott 3:35.91; 6, Kulker 3:36.08; 7, Geoffroy 3:37.47; 8, Leonid Masunov URS 3:38.24; 9, Peter Bourke AUS 3:38.42; 10, Chuck Aragon USA 3:39.45; 11, Zeki Öztürk TUR 3:42.17; 12, Dieter Baumann FRG 3:47.71

**Heat 2:** 1, Herold 3:40.57; 2, Spivey 3:40.63; 3, Cheruiyot 3:40.64; 4, Khalifa 3:40.79; 5, Hillardt 3:40.95; 6, Mario Silva POR 3:41.12; 7, Marcus O'Sullivan IRL 3:41.24; 8, Teófilo Benito ESP 3:41.89; 9, Steve Crabb GBR 3:42.12; 10, Uwe Becker FRG 3:43.73; 11, Peter Rono KEN 3:44.76; 12, Mogens Guldberg DEN 3:50.79

**Tokyo 1991****Final (Sep 1)**

|     |                       |          |         |
|-----|-----------------------|----------|---------|
| 1,  | Noureddine Morceli    | ALG      | 3:32.84 |
| 2,  | Wilfred Kirochi       | KEN      | 3:34.84 |
| 3,  | Hauke Fuhlbrügge      | GER      | 3:35.28 |
| 4,  | Jens-Peter Herold     | GER      | 3:35.37 |
| 5,  | Fermín Cacho          | ESP      | 3:35.62 |
| 6,  | Mario Silva           | POR      | 3:35.76 |
| 7,  | David Kibet           | KEN      | 3:36.03 |
| 8,  | Gennaro Di Napoli     | ITA      | 3:36.56 |
| 9,  | Mohammed Suleiman QAT | 3:38.12; |         |
| 10, | Matthew Yates GBR     | 3:38.71; |         |
| 11, | Saïd Aouita MAR       | 3:39.49; |         |
| 12, | Simon Doyle AUS       | 3:41.54  |         |

Morceli, whose older brother Abderrahmane was eliminated in the 1983 heats, started as favourite. Unbeaten all year, he had taken the world indoor title and clocked times of 3:31.00 and 3:31.01. Kibet set a reasonable pace for the first kilometre, closely followed by the confident Algerian. The reigning 5000m champion, Aouita, was also prominent before fading in the last lap.

Morceli took the lead just before the bell and accelerated dramatically to win by 15m in a championship record. His final lap took just 51.55 and was one of the fastest ever finishes to a race won in 3:32.

"I am not tired, because I am used to running fast," said Morceli. "Aouita has been the athlete of the eighties, I will be that of the nineties." Kirochi, who beat Morceli for the world junior title three years earlier, was second, while the bronze went to Fuhlbrügge. Another German, Herold, would have placed third in the race had he not eased up before the line to celebrate.

**First round (Aug 29) (First 6 & 6 fastest to semi-finals)**

**Heat 1:** 1, Morceli 3:43.45; 2, Benito 3:43.88; 3, Aouita 3:43.93; 4, Rono 3:44.37; 5, Scammell 3:44.60; 6, Svensson 3:44.66; 7, Cram 3:44.69; 8, Karol Dudij POL 3:44.89; 9, Mbigyani Thee BOT 3:45.04; 10, Edgar de Oliveira BRA 3:45.59; 11, Alex Geissbühler SUI 3:46.38; 12, Terrance Herrington USA 3:47.28; 13, Dale Jones ANT 3:55.41; 14, Lucas Elonga GEQ 4:31.24; Abdi Bile SOM DNS. *Cram advanced to semi-finals on protest*

**Heat 2:** 1, Herold 3:41.21; 2, González 3:41.48; 3, Doyle 3:41.50; 4, Thiébaud 3:41.50; 5, Kirochi 3:41.64; 6, Tirelli 3:41.77; 7, Guldberg 3:42.00; 8, Melnikov 3:42.15; 9, Zeki Öztürk TUR 3:42.86; 10, Luis Núñez DOM 3:48.54; 11, Fabian Franco GIB 4:03.94; Daoude Kassougue MTN, Han Kulker NED & Jim Spivey USA DNS



**Heat 3:** 1, Kibet 3:38.07; 2, El Basir 3:38.29; 3, Cacho 3:38.31; 4, Silva 3:38.37; 5, Di Napoli 3:38.63; 6, Fuhlbrügge 3:38.65; 7, Suleiman 3:38.89; 8, Yates 3:39.30; 9, Okuyama 3:40.35; 10, N'Tyamba 3:41.05; 11, Alemayehu Roba ETH 3:42.76; 12, José López VEN 3:45.61; 13, Luis Martínez GUA 3:46.39; Joe Falcon USA DNS

**Semi-finals (Aug 31) (First 5 & 2 fastest to final)**

**Heat 1:** 1, Morceli 3:39.90; 2, Kirochi 3:40.73; 3, Cacho 3:40.83; 4, Di Napoli 3:40.84; 5, Silva 3:40.94; 6, Yates 3:41.24; 7, Fuhlbrügge 3:41.41; 8, Peter Rono KEN 3:41.76; 9, Rachid El Basir MAR 3:42.89; 10, Mikael Svensson SWE 3:43.69; 11, João N'Tyamba ANG 3:44.64; 12, Pat Scammell AUS 3:45.17

**Heat 2:** 1, Herold 3:41.23; 2, Aouita 3:41.45; 3, Suleiman 3:41.48; 4, Doyle 3:41.52; 5, Kibet 3:41.54; 6, Teófilo Benito ESP 3:41.61; 7, Steve Cram GBR 3:41.67; 8, José Luis González ESP 3:41.71; 9, Davide Tirelli ITA 3:43.08; 10, Mogens Guldberg DEN 3:44.34; 11, Sergey Melnikov URS 3:44.62; 12, Pascal Thiébaud FRA 3:45.18; 13, Mitsuhiro Okuyama JPN 3:49.96

## Stuttgart 1993

### Final (Aug 22)

|    |                    |     |         |
|----|--------------------|-----|---------|
| 1, | Noureddine Morceli | ALG | 3:34.24 |
| 2, | Fermín Cacho       | ESP | 3:35.56 |
| 3, | Abdi Bile          | SOM | 3:35.96 |
| 4, | Mohammed Suleiman  | QAT | 3:36.87 |
| 5, | Jim Spivey         | USA | 3:37.42 |
| 6, | Matthew Yates      | GBR | 3:37.61 |
| 7, | Rashid El Basir    | MAR | 3:37.68 |
| 8, | Mohammed Taki      | MAR | 3:37.76 |

9, Simon Doyle AUS 3:38.04; 10, Rudiger Stenzel GER 3:38.66; 11, Manuel Pancorbo ESP 3:39.68; 12, Gennaro Di Napoli ITA 3:47.38

Morceli, the world record holder at 3:28.86, was anxious to make amends for his disappointing seventh place in the Barcelona Olympic final. In the first semi-final he faced the only other men to have won this title, Bile and Cram. He won from the Somali while Cram went out, as he did at the same stage in Tokyo.

After several changes in the lead over the first lap, Taki settled in front with splits of 60.85 and 1:59.32. Morceli made his move at precisely the same point as in Tokyo two years earlier. Just as in 1991, no-one could live with the Algerian's last lap. This time he clocked 50.64 for the last 400m (37.83 last 300m). The silver went to Olympic Champion Cacho ahead of Bile, who was added to the semi-final after a fall in his heat which was not his fault.

### First round (First 5 & 4 fastest to semi-finals) (Aug 19)

**Heat 1:** 1, Cacho 3:39.36; 2, Di Napoli 3:39.41; 3, Taki 3:39.57; 4, Doyle 3:39.61; 5, Chesire 3:39.97; 6, Sullivan 3:40.43; 7, Loginov 3:40.84; 8, Edgar de Oliveira BRA 3:41.88; 9, Johan Landsman RSA 3:43.05; 10, Carlos Mairena NCA 3:54.21; 11, Gop Bahadur Adgikari NEP 3:54.47

**Heat 2:** 1, Yates 3:42.64; 2, Suleiman 3:42.75; 3, Silva 3:42.81; 4, Kibet 3:42.98; 5, Rakipov 3:43.05; 6, Isaac Viciosa ESP 3:43.61; 7, Michael Busch GER 3:44.03; 8, Bill Burke USA 3:44.03; 9, Keiruan Tawai VAN 4:04.77; 10, Naseer Ismail MDV 4:12.11; Davide Tirelli ITA DNS

**Heat 3:** 1, Morceli 3:37.84; 2, Impens 3:38.87; 3, Cram 3:38.98; 4, Birir 3:39.03; 5, Zorko 3:39.20; 6, Herrington 3:39.35; 7, Zeki Öztürk TUR 3:41.58; 8, Hamid Sajadi IRI 3:41.66; 9, Jens-Peter Herold GER 3:50.64; 10, Juan José Tapia PAN 3:52.44; 11, Ali Khazaal LBN 4:02.62

**Heat 4:** 1, Pancorbo 3:39.91; 2, El Basir 3:40.01; 3, Bruton 3:40.08; 4, Spivey 3:40.08; 5, Niyongabo 3:40.18; 6, Stenzel 3:40.30; 7, Bile 3:41.05; 8, Ovidiu Olteanu ROU 3:47.62; 9, Andrey Bulkovskiy UKR 3:50.02; 10, Mohamed Al Halaki YEM 3:50.44; 11, Dale Jones ANT 3:54.91. *Bile advanced to semi-finals on protest*

### Semi-finals (First 5 & 2 fastest to final) (Aug 20)

**Heat 1:** 1, Cacho 3:41.66; 2, Yates 3:42.06; 3, Suleiman 3:42.12; 4, Stenzel 3:42.29; 5, El Basir 3:42.48; 6, Mario Silva POR 3:42.85; 7, Christophe Impens BEL 3:42.85; 8, Branko Zorko CRO 3:43.12; 9, Jonah Birir KEN 3:43.79; 10, David Kibet KEN 3:44.92; 11, Azat Rakipov BLR 3:45.46; 12, Terrance Herrington USA 3:46.64

**Heat 2:** 1, Morceli 3:40.07; 2, Bile 3:40.65; 3, Di Napoli 3:41.06; 4, Doyle 3:41.06; 5, Spivey 3:41.15; 6, Taki 3:41.26; 7, Pancorbo 3:41.56; 8, Andrey Loginov RUS 3:42.11; 9, Vénuste Niyongabo BDI 3:42.34; 10, Joseph Chesire KEN 3:42.37; 11, Niall Bruton IRL 3:42.43; 12, Kevin Sullivan CAN 3:42.48; 13, Steve Cram GBR 3:42.63

## Gothenburg 1995

### Final (Aug 13)

|    |                    |     |         |
|----|--------------------|-----|---------|
| 1, | Noureddine Morceli | ALG | 3:33.73 |
| 2, | Hicham El Guerrouj | MAR | 3:35.28 |
| 3, | Vénuste Niyongabo  | BDI | 3:35.56 |

|    |                   |     |         |
|----|-------------------|-----|---------|
| 4, | Rachid El Basir   | MAR | 3:35.96 |
| 5, | Kevin Sullivan    | CAN | 3:36.73 |
| 6, | Kader Chékhémani  | FRA | 3:36.90 |
| 7, | Mohammed Suleiman | QAT | 3:36.96 |
| 8, | Fermín Cacho      | ESP | 3:37.02 |

9, Gary Lough GBR 3:37.59; 10, Paul McMullen USA 3:38.23; 11, Niall Bruton IRL 3:39.15; 12, Isaac Viciosa ESP 3:41.12

Another scorching final lap, this time in 51.28, brought Morceli his third consecutive title at the front of an African medal sweep.

McMullen, the American champion, led through the first lap in 57.43. Niyongabo – considered a threat to Morceli – edged in front briefly at 800m (1:59.69) before making a break with 500m to go. He was shadowed by Morceli, who himself hit the front approaching the bell and flew away with a 25.2 200m split between 1100m and 1300m. He built up a lead of 10m by the finish, where he slowed to blow kisses to the head-on camera. El Guerrouj caught Niyongabo in the last 40m.

### First round (First 5 & 4 fastest to semi-finals) (Aug 10)

**Heat 1:** 1, Hakimi 3:48.40; 2, Niyongabo 3:48.58; 3, Benfarès 3:48.64; 4, Mayock 3:48.65; 5, McMullen 3:48.70; 6, Branko Zorko CRO 3:48.83; 7, Abdi Bile SOM 3:48.86; 8, Jens-Peter Herold GER 3:49.24; 9, Jonah Birir KEN 3:49.26; 10, Mateo Cañellas ESP 3:49.71; 11, Xandru Grech MLT 3:54.96

**Heat 2:** 1, Morceli 3:42.58; 2, Cacho 3:43.05; 3, Chesang 3:43.26; 4, El Basir 3:43.29; 5, Sullivan 3:43.41; 6, Kevin McKay GBR 3:43.87; 7, Brian Hyde USA 3:44.03; 8, Martin Johns NZL 3:45.10; 9, Luis Jesus POR 3:46.43; 10, José López VEN 3:46.81; 11, Werner Edler-Muhr AUT 3:47.06

**Heat 3:** 1, Seddiki 3:38.24; 2, Lough 3:38.62; 3, Dubus 3:38.80; 4, Achon 3:39.04; 5, Bruton 3:39.27; 6, Cruz 3:39.47; 7, Impens 3:40.37; 8, Rüdiger Stenzel GER 3:40.65; 9, Ovidiu Olteanu ROU 3:43.20; 10, Nioka Pululu COD 4:02.68; Ahmed Warsama QAT DNS

**Heat 4:** 1, El Guerrouj 3:38.93; 2, Suleiman 3:39.06; 3, Shabunin 3:39.21; 4, Chékhémani 3:39.34; 5, Herrington 3:39.40; 6, Viciosa 3:39.42; 7, Andersen 3:40.50; 8, Passmore Furusa ZIM 3:41.01; 9, Edgar de Oliveira BRA 3:41.74; 10, Sammy Mutai KEN 3:44.57; 11, Selwyn Kole SOL 4:05.07

### Semi-finals (First 5 & 2 fastest to final) (Aug 11)

**Heat 1:** 1, Morceli 3:38.37; 2, Bruton 3:39.00; 3, Chékhémani 3:39.08; 4, Sullivan 3:39.23; 5, Cacho 3:39.35; 6, Ali Hakimi TUN 3:39.40; 7, Eric Dubus FRA 3:39.73; 8, Terrance Herrington USA 3:39.96; 9, John Mayock GBR 3:40.20; 10, Christophe Impens BEL 3:44.86; 11, Azzeddine Seddiki MAR 3:46.84 (fell); Joaquim Cruz BRA DNS

**Heat 2:** 1, El Guerrouj 3:37.47; 2, Niyongabo 3:37.62; 3, Suleiman 3:37.78; 4, Lough 3:37.78; 5, El Basir 3:37.96; 6, Viciosa 3:38.03; 7, McMullen 3:38.54; 8, Vyacheslav Shabunin RUS 3:38.61; 9, Julius Achon UGA 3:39.87; 10, Reuben Chesang KEN 3:40.63; 11, Samir Benfarès FRA 3:43.19; 12, Robert Andersen DEN 3:46.41

## Athens 1997

### Final (Aug 6)

|    |                    |     |         |
|----|--------------------|-----|---------|
| 1, | Hicham El Guerrouj | MAR | 3:35.83 |
| 2, | Fermín Cacho       | ESP | 3:36.63 |
| 3, | Reyes Estévez      | ESP | 3:37.26 |
| 4, | Noureddine Morceli | ALG | 3:37.37 |
| 5, | Ali Hakimi         | TUN | 3:37.51 |
| 6, | Mohammed Suleiman  | QAT | 3:37.53 |
| 7, | Graham Hood        | CAN | 3:37.55 |
| 8, | Robert Andersen    | DEN | 3:37.66 |

9, John Mayock GBR 3:38.67; 10, Rüdiger Stenzel GER 3:38.82; 11, Laban Rotich KEN 3:41.27; 12, Nadir Bosch FRA 3:48.35

Seeking a fourth world title, Morceli came away without a medal, pipped at the post for bronze by young Estévez. The race marked the moment when El Guerrouj, who had fallen in the previous year's Olympic final, took over the mantle of world's leading 1500m runner. The early pace was slow (2:02.04 at 800m) but the Moroccan's speed over the final 600m was impressive. Five metres up at the bell (2:43.35) he reached 1200m in 2:55.63 and completed the last 400 in 52.48 and 800 in 1:48.9. The 1992 Olympic Champion Cacho, always highly competitive when medals were at stake, moved into second on the last turn and was unexpectedly joined on the podium by his compatriot Estévez. Morceli's poor form was understandable as he was in mourning for an elder brother, killed in a road accident the week before.

### First round (First 5 & 4 fastest to semi-finals) (Aug 3)

**Heat 1:** 1, Morceli 3:37.26; 2, Zadorozhnyi 3:37.28; 3, Mayock 3:37.37; 4, Sullivan 3:37.42; 5, Bruton 3:37.57; 6, Travassos 3:37.70; 7, Chebili 3:37.75; 8, Julius Achon UGA 3:38.21; 9, John Kibowen KEN 3:41.69; 10, Balázs Tölgyesi HUN 3:44.16; 11, Alexis Sharangabo RWA 3:44.95

**Heat 2:** 1, Stenzel 3:40.17; 2, McKay 3:40.25; 3, Maazouzi 3:40.39; 4, Viciosa 3:40.41; 5, Rotich 3:40.43; 6, Vyacheslav Shabunin RUS 3:40.46; 7, Kader Chékhémani FRA 3:41.02; 8, Ibrahim Aden SOM 3:41.23; 9, Ali Saïdi-Sief ALG 3:41.48; 10, Mohammed Yagoub SUD 3:41.54; 11, José López VEN 3:42.83

**Heat 3:** 1, Estévez 3:36.20; 2, Sediki 3:36.40; 3, Suleiman 3:36.64; 4, Hood 3:36.69; 5, Holman 3:36.75; 6, Andersen 3:36.77; 7, Zorko 3:37.99; 8, Alexandru Vasile ROU 3:39.01; 9, Luis Feiteira POR 3:45.37; 10, Scott Petersen AUS 3:50.65; 11, Brent Butler GUM 3:58.29

**Heat 4:** 1, El Guerrouj 3:36.72; 2, Cacho 3:37.16; 3, Hakimi 3:37.43; 4, Bosch 3:37.45; 5, Di Napoli 3:37.50; 6, Ahmed Krama ALG 3:38.02; 7, Matt Yates GBR 3:38.34; 8, Piotr Rostkowski POL 3:39.52; 9, Jason Pyrah USA 3:40.17; 10, Panayiotis Papoulias GRE 3:40.30; 11, Shane Healy IRL 3:50.64

#### Semi-finals (First 5 & 2 fastest to final) (Aug 4)

**Heat 1:** 1, El Guerrouj 3:38.92; 2, Suleiman 3:39.15; 3, Hakimi 3:39.50; 4, Stenzel 3:39.62; 5, Mayock 3:39.69; 6, Kevin Sullivan CAN 3:39.84; 7, Steve Holman USA 3:39.97; 8, Branko Zorko CRO 3:41.63; 9, Saïd Chébili FRA 3:41.95; 10, Antonio Travassos POR 3:42.01; 11, Niall Bruton IRL 3:47.51; IIsaac Viciosa ESP DNF

**Heat 2:** 1, Morceli 3:38.82; 2, Estévez 3:38.86; 3, Cacho 3:38.86; 4, Andersen 3:38.92; 5, Rotich 3:38.92; 6, Bosch 3:39.01; 7, Hood 3:39.13; 8, Gennaro Di Napoli ITA 3:39.45; 9, Driss Maazouzi MAR 3:39.99; 10, Azzedine Sediki MAR 3:40.15; 11, Kevin McKay GBR 3:40.21; 12, Andrey Zadorozhny RUS 3:42.61

### Seville 1999

#### Final (Aug 24)

|    |                    |     |         |
|----|--------------------|-----|---------|
| 1, | Hicham El Guerrouj | MAR | 3:27.65 |
| 2, | Noah Ngeny         | KEN | 3:28.73 |
| 3, | Reyes Estévez      | ESP | 3:30.57 |
| 4, | Fermín Cacho       | ESP | 3:31.34 |
| 5, | Andrés Díaz        | ESP | 3:31.83 |
| 6, | Laban Rotich       | KEN | 3:33.32 |
| 7, | David Lelei        | KEN | 3:33.82 |
| 8, | Driss Maazouzi     | FRA | 3:34.02 |

9, Steve Holman USA 3:34.32; 10, Graham Hood CAN 3:35.35; 11, Adil Kaouch MAR 3:47.05; Noureddine Morceli ALG DNF

No one had ever before broken 3:32 in a World Championship or Olympic 1500m, but in this fabulous race two Africans and three Spaniards did so as El Guerrouj produced what was then the fifth quickest ever time of 3:27.65, slowing down to blow kisses to the crowd before the finish after slaughtering the opposition. To the dismay of the big-kicking Spanish trio, who would have liked a slow race, El Guerrouj's team-mate Kaouch sped through 400m in 54.31 and 800m in 1:52.15 with El Guerrouj hitting the front some 50m later to pass the bell in 2:33.78. Ngeny was overtaken at that point by Estévez, but regained second place 200m later. By then El Guerrouj (2:46.79 at 1200 following a 54.4 third lap) was away and flying, covering the last lap in 53.87.

"This guy is incredible," gasped Seb Coe, a particularly expert onlooker. "He made the others look ordinary and they are far from that." Ngeny – destined for Olympic glory in Sydney – trimmed his Commonwealth record to 3:28.73 and Estévez ran his fastest time to take bronze. Three-time champion Morceli dropped out at the bell after fading from medal contention.

#### First round (First 6 & 6 fastest to Semi-finals) (Aug 21)

**Heat 1:** 1, El Guerrouj 3:35.63; 2, Cacho 3:36.43; 3, Rotich 3:36.72; 4, Maazouzi 3:36.84; 5, Hakimi 3:37.25; 6, Mayock 3:37.29; 7, Stenzel 3:37.31; 8, Hood 3:37.39; 9, Krummenacker 3:37.85; 10, Abaoub 3:38.40; 11, Vyacheslav Shabunin RUS 3:39.70; 12, Zigmund Zilbershtein GEO 3:52.76; 13, Liam Byrne GIB 4:00.60

**Heat 2:** 1, Estévez 3:41.24; 2, Saïdi-Sief 3:41.34; 3, Lelei 3:41.40; 4, Kaouch 3:41.51; 5, Liefers 3:41.53; 6, Silva 3:41.60; 7, Vénuste Niyongabo BDI 3:41.87; 8, Dirk Heinze GER 3:43.44; 9, Nadir Bosch FRA 3:44.46; 10, Kiyoharu Sato JPN 3:45.72; 11, Youssef Baba MAR 3:48.08; 12, Seneca Lassiter USA 3:48.29; 13, Primo Higa SOL 4:17.46

**Heat 3:** 1, Ngeny 3:37.41; 2, Morceli 3:37.63; 3, Díaz 3:37.68; 4, Chékhémani 3:37.74; 5, Holman 3:37.75; 6, Achon 3:37.97; 7, Koers 3:38.04; 8, Mohamed Ibrahim Aden SOM 3:38.10; 9, Salah El Ghazi MAR 3:40.31; 10, Hamish Christensen NZL 3:41.11; 11, Kevin Sullivan CAN 3:43.49; 12, Francis Munthali MAW 3:49.97; 13, Bashir Ibrahim KUW 3:50.28; 14, Giuseppe D'Urso ITA 3:50.71

#### Semi-finals (First 5 & 2 fastest to final) (Aug 22)

**Heat 1:** 1, El Guerrouj 3:37.34; 2, Cacho 3:37.88; 3, Estévez 3:38.16; 4, Rotich 3:38.20; 5, Maazouzi 3:38.32; 6, David Krummenacker USA 3:39.19; 7, Ali Hakimi TUN 3:39.27; 8, Rüdiger Stenzel GER 3:39.87; 9, Marko Koers NED 3:40.15; 10, Ali Saïdi-Sief ALG 3:40.63; 11, Miloud Abaoub ALG 3:43.21; Mohamed Ibrahim Aden SOM DQ (r40.1) (3:38.57)

**Heat 2:** 1, Ngeny 3:36.13; 2, Díaz 3:36.33; 3, Kaouch 3:36.62; 4, Lelei 3:36.81; 5, Hood 3:37.23; 6, Morceli 3:37.32; 7, Holman 3:37.52; 8, Abdelkader Chékhémani FRA 3:37.77; 9, Julius Achon UGA 3:37.82; 10, Rui Silva POR 3:50.85 (fell); John Mayock GBR & Gert-Jan Liefers NED DNF (both fell)

### Edmonton 2001

#### Final (Aug 12)

|    |                    |     |         |
|----|--------------------|-----|---------|
| 1, | Hicham El Guerrouj | MAR | 3:30.68 |
| 2, | Bernard Lagat      | KEN | 3:31.10 |
| 3, | Driss Maazouzi     | FRA | 3:31.54 |
| 4, | William Chirchir   | KEN | 3:31.91 |
| 5, | Reyes Estévez      | ESP | 3:32.34 |
| 6, | José Redolat       | ESP | 3:34.29 |
| 7, | Rui Silva          | POR | 3:35.74 |
| 8, | Abdelkader Hachlaf | MAR | 3:36.54 |

9, Gert-Jan Liefers NED 3:36.99; 10, Paul McMullen USA 3:39.35; 11, Adil Kaouch MAR 3:48.45; 12, Mehdi Baala FRA 3:55.36

In 2000, El Guerrouj was shockingly beaten to Olympic gold by Noah Ngeny, his first defeat since 1996. The Kenyan was absent from Edmonton and the Moroccan had resumed a winning streak. He confirmed his form by running the third lap of his semi-final in 53.24. In the final, El Guerrouj led initially, but he was simply waiting for Kaouch to take over and maintain a fast pace as he had done in the 1999 final. The younger Moroccan reached the lap markers in 55.41 and 1:53.69, at which point the field were strung out in single file. El Guerrouj then took over and stretched away convincingly. Lagat and Chichir followed before Maazouzi moved through to split the Kenyans. Their battle closed the gap considerably on El Guerrouj, who slowed up to celebrate before the line.

Former World Junior Champion Kaouch jogged home in 11th place. For the second successive championships, he had sacrificed his own chances.

#### First round (First 6 & 6 fastest to semi-finals) (Aug 9)

**Heat 1:** 1, Guerrouj 3:36.97; 2, Baala 3:38.18; 3, Rotich 3:38.37; 4, Zegeye 3:38.48; 5, McMullen 3:38.48; 6, Kaouch 3:38.49; 7, Hood 3:38.99; 8, Mayock 3:39.24; 9, Alexis Sharangabo RWA 3:42.72; 10, James Nolan IRL 3:42.84; 11, José Luis Ebatela Nvó GEQ 4:08.01; 12, Benson Korimara KIR 4:51.36; Andrés Díaz ESP DNF

**Heat 2:** 1, Redolat 3:36.24; 2, Lagat 3:36.49; 3, Hachlaf 3:36.62; 4, Khaldí 3:36.92; 5, Liefers 3:37.37; 6, Whiteman 3:37.75; 7, Chébili 3:37.99; 8, Souza 3:38.03; 9, Philipp 3:39.20; 10, Luis Feiteira POR 3:41.63; 11, Gabe Jennings USA 3:46.07; 12, Christian Thielen LUX 3:54.20; 13, Pedro Jiménez HON 4:22.09

**Heat 3:** 1, Estévez 3:38.97; 2, Maazouzi 3:38.44; 3, Chirchir 3:38.69; 4, Baba 3:38.72; 5, Silva 3:38.74; 6, Sullivan 3:38.76; 7, Mottram 3:39.10; 8, Julius Achon UGA 3:39.57; 9, Wolfram Müller GER 3:39.95; 10, Andy Graffin GBR 3:40.44; 11, Seneca Lassiter USA 3:44.50; 12, Victor Martínez AND 3:52.29

#### Semi-finals (First 6 to final) (Aug 10)

**Heat 1:** 1, Lagat 3:35.82; 2, Kaouch 3:36.01; 3, Silva 3:36.07; 4, Baala 3:36.15; 5, Estévez 3:36.46; 6, Liefers 3:36.64; 7, Anthony Whiteman GBR 3:36.77; 8, Hudson de Souza BRA 3:37.13; 9, Peter Philipp SUI 3:39.66; 10, Mohammed Khaldi ALG 3:40.38; 11, Graham Hood CAN 3:40.52; 12, Youssef Baba MAR 3:44.90

**Heat 2:** 1, Guerrouj 3:39.54; 2, Redolat 3:39.75; 3, Hachlaf 3:40.16; 4, Chirchir 3:40.23; 5, Maazouzi 3:40.26; 6, McMullen 3:40.57; 7, Laban Rotich KEN 3:41.09; 8, Daniel Zegeye ETH 3:42.15; 9, Kevin Sullivan CAN 3:42.30; 10, John Mayock GBR 3:42.63; 11, Craig Mottram AUS 3:43.21; 12, Saïd Chébili FRA 3:43.58

### X

### Paris 2003

#### Final (Aug 27)

|    |                     |     |         |
|----|---------------------|-----|---------|
| 1, | Hicham El Guerrouj  | MAR | 3:31.77 |
| 2, | Mehdi Baala         | FRA | 3:32.31 |
| 3, | Ivan Heshko         | UKR | 3:33.17 |
| 4, | Paul Korir          | KEN | 3:33.47 |
| 5, | Rui Silva           | POR | 3:33.68 |
| 6, | Reyes Estévez       | ESP | 3:33.84 |
| 7, | Gert-Jan Liefers    | NED | 3:33.99 |
| 8, | Vyacheslav Shabunin | RUS | 3:34.37 |

9, Isaac Songok KEN 3:34.99; 10, Roberto Parra ESP 3:35.02; 11, Juan Carlos Higuero ESP 3:38.49; Fouad Chouki FRA DQ (r40.1) (3:34.05)

**Rightful finalist:** Michael East GBR

Hicham El Guerrouj won a fourth title, this time without any help from unofficial pacemakers. In fact it was the Moroccan who wore down the opposition with a quickening tempo after moving to the front himself just before 700m. Baala was the only one to keep in close touch with the world record holder who covered the third lap in 54.99. At the bell Estévez and Chouki looked clear in third and fourth places.



El Guerrouj ran the six 100m segments from 700m progressively quicker, from 14.2 to 13.2 down the last backstraight. Yet Baala remained within striking distance while his compatriot Chouki moved into third spot. However, the French could not close the gap on the Moroccan, who clocked 53.90 for his last lap in comparison with Baala's 55.3. Meanwhile Chouki faded from third to eighth in the last 100m as Heshko stormed through from sixth place to claim the bronze. The French number two was later disqualified for a doping violation.

#### First round (First 2 & 8 fastest to semi-finals) (Aug 28)

**Heat 1:** 1, Blincoe 3:47.26; 2, Baala 3:47.26; 3, Estévez 3:47.56; 4, Lunn 3:47.62; 5, Liefers 3:47.81; 6, Boukensa 3:47.88; 7, Abdi 3:48.65; 8, Pisarev 3:50.89; 9, Francis Munthali MAW 3:51.61

**Heat 2:** 1, Guerrouj 3:42.24; 2, de Souza 3:42.51; 3, Korir 3:42.55; 4, Heshko 3:42.96; 5, Obrist 3:43.01; 6, Higuero 3:43.01; 7, Sullivan 3:43.27; 8, Sneberger 3:43.27; 9, Atta Miran PAK 3:51.34

**Heat 3:** 1, Silva 3:41.35; 2, Songok 3:41.55; 3, Parra 3:41.57; 4, East 3:41.61; 5, Shabunin 3:41.63; 6, Turnbull 3:41.84; 7, Leenaerts 3:42.71; 8, Neil Weare GUM 3:56.64; 9, Yahye Abdi Gurre SOM 4:10.42; Chouki DQ (r40.1) (3:41.67)

#### Semi-finals (First 5 & 2 fastest to final) (Aug 25)

**Heat 1:** 1, Guerrouj 3:38.25; 2, Silva 3:38.37; 3, Heshko 3:38.43; 4, Parra 3:38.51; 5, Shabunin 3:38.60; 6, Liefers 3:38.61; 7, Songok 3:39.84; 8, Youcef Abdi AUS 3:40.13; 9, Christian Obrist ITA 3:41.88; 10, Gareth Turnbull IRL 3:42.01; 11, Kevin Sullivan CAN 3:42.33; Valeriy Pisarev KGZ DNS

**Heat 2:** 1, Baala 3:39.73; 2, Korir 3:40.08; 3, Higuero 3:40.29; 4, Estévez 3:40.75; 5, Michael East GBR 3:40.87; 6, Hudson de Souza BRA 3:41.12; 7, Tarek Boukensa ALG 3:41.33; 8, Adrian Blincoe NZL 3:41.53; 9, Jason Lunn USA 3:41.71; 10, Michal Sneberger CZE 3:42.25; 11, Bert Leenaerts BEL 3:43.02; Chouki DQ (r40.1) (3:40.64)

## Helsinki 2005

### Final (Aug 10)

|  |                     |     |         |
|--|---------------------|-----|---------|
| 1,   | Rashid Ramzi        | BRN | 3:37.88 |
| 2,   | Adil Kaouch         | MAR | 3:38.00 |
| 3,   | Rui Silva           | POR | 3:38.02 |
| 4,   | Ivan Heshko         | UKR | 3:38.71 |
| 5,   | Arturo Casado       | ESP | 3:39.45 |
| 6,   | Juan Carlos Higuero | ESP | 3:40.34 |
| 7,   | Alex Kipchirchir    | KEN | 3:40.43 |
| 8,   | Tarek Boukensa      | ALG | 3:41.01 |
| 9, Alan Webb USA 3:41.04; 10, Dahame Najem Bashir QAT 3:43.48; 11, Reyes Estévez ESP 3:46.65; 12, Yassine Bensghir MAR 3:50.19 |                     |     |         |

The first heat saw Paris runner-up Baala outkick Boukensa 3:36.56 to 3:36.70, with a full 10 men qualifying for the next round. One of the favourites, Daniel Kipchirchir Komen, let himself be lulled by a slow pace in heat two, and missed qualifying by one place and 0.04. Ramzi, another favourite, and clearly in good form, could barely restrain himself as he ran 3:38.32 in the final heat. Kaouch won the first semi-final, the slowest for 12 years, in 3:40.51, with Nick Willis (NZL) and Baala the most notable of the eliminated. Webb pushed the pace in the other semi, as he had done in the first round, reaching 800m in 1:55.67, before Ramzi took over at the bell and again won by more than a second in 3:34.69.

The final was a tactical race, with Estévez – contesting his fifth final – leading the field for two laps (2:03.78), before Webb surged through the next 100m in 12.3. The American led at the bell (2:43.69) before Ramzi went by, reaching 1200m in 2:57.52 after a 53.5 lap. Ramzi continued at the same rate with Heshko and Kaouch in hot pursuit. The Ukrainian faded in the finishing straight as Silva finished fastest of all with a 13.3 split for his last 100 [Ramzi 13.9 and Kaouch 13.7], but Ramzi's combination of speed and strength gave him a well deserved victory. The four-time champion Hicham El Guerrouj – for whom Kaouch had paced in Seville and Edmonton – had effectively retired after winning Olympic gold in 2004.

#### First round (First 5 & 9 fastest to semi-finals) (Aug 6)

**Heat 1:** 1, Baala 3:36.56; 2, Boukensa 3:36.70; 3, Kipchirchir 3:36.74; 4, Sullivan 3:36.80; 5, East 3:36.84; 6, Webb 3:36.84; 7, Bensghir 3:37.11; 8, Higuero 3:37.40; 9, Jansen 3:39.43; 10, Blincoe 3:39.54; 11, Jonas Hamm FIN 3:43.20; 12, Ahmed Mohamed Abdillahi DJI 3:50.92; 13, Fumikazu Kobayashi JPN 3:51.76

**Heat 2:** 1, Casado 3:41.64; 2, Kaouch 3:41.75; 3, Lukezcic 3:41.80; 4, Silva 3:41.83; 5, Bashir 3:41.88; 6, Daniel Kipchirchir Komen KEN 3:41.91; 7, Mounir Yemmouni

FRA 3:42.39; 8, Anter Zerguelaine ALG 3:43.02; 9, Belal Mansoor Ali BRN 3:43.15; 10, Hudson de Souza BRA 3:43.18; 11, Nick McCormick GBR 3:44.40; 12, Mulugeta Wondimu ETH 3:44.42; Samuel Mwera TAN DNS

**Heat 3:** 1, Ramzi 3:38.32; 2, Heshko 3:39.84; 3, Willis 3:39.89; 4, Estévez 3:39.93; 5, Geneti 3:39.94; 6, Baba 3:39.96; 7, Myers 3:40.16; 8, Brannen 3:40.69; 9, Cronje 3:41.43; 10, Augustine Choge KEN 3:41.70; 11, James Nolan IRL 3:42.53; 12, Armen Asyran ARM 4:03.21

#### Semi-finals (First 5 & 2 fastest to final) (Aug 8)

**Heat 1:** 1, Kaouch 3:40.51; 2, Casado 3:40.61; 3, Kipchirchir 3:40.68; 4, Silva 3:40.72; 5, Estévez 3:40.73; 6, Nick Willis NZL 3:40.87; 7, Kevin Sullivan CAN 3:41.00; 8, Mehdi Baala FRA 3:41.34; 9, Youssef Baba MAR 3:42.12; 10, Rob Myers USA 3:42.38; 11, Johan Cronje RSA 3:42.77; 12, Markos Geneti ETH 3:42.80

**Heat 2:** 1, Ramzi 3:34.69; 2, Webb 3:36.07; 3, Boukensa 3:36.14; 4, Bashir 3:36.38; 5, Heshko 3:36.60; 6, Higuero 3:36.65; 7, Bensghir 3:36.76; 8, Chris Lukezcic USA 3:37.20; 9, Adrian Blincoe NZL 3:38.20; 10, Nate Brannen CAN 3:39.37; 11, Michael East GBR 3:40.27; 12, Joeri Jansen BEL 3:44.88

## Osaka 2007

### Final (Aug 29)

|  |                   |     |         |
|--|-------------------|-----|---------|
| 1,   | Bernard Lagat     | USA | 3:34.77 |
| 2,   | Rashid Ramzi      | BRN | 3:35.00 |
| 3,   | Shedrack Korir    | KEN | 3:35.04 |
| 4,   | Asbel Kiprop      | KEN | 3:35.24 |
| 5,   | Tarek Boukensa    | ALG | 3:35.26 |
| 6,   | Anter Zerguelaine | ALG | 3:35.29 |
| 7,   | Arturo Casado     | ESP | 3:35.62 |
| 8,   | Alan Webb         | USA | 3:35.69 |
| 9, Andy Baddeley GBR 3:35.95; 10, Nick Willis NZL 3:36.13; 11, Belal Mansoor Ali BRN 3:36.44; 12, Sergio Gallardo ESP 3:37.03; 13, Juan Carlos Higuero ESP 3:38.43; 14, Youssef Baba MAR 3:38.78 |                   |     |         |

Defending champion Ramzi did not race at all in 2007 before Osaka because of a lingering foot injury, but he qualified comfortably from the heat and won the second semi-final. The first semi featured a dramatic finish when two men fell as a consequence of pushing by 2003 silver medallist Baala, who originally qualified for the final but was disqualified.

The world leader Webb set the pace in the final, passing 400 in 58.63. Eighteen year-old Kiprop moved from last at 600m to first at 800m (1:58.08). Kiprop still led at the bell (2:41.51), with Webb, Lagat and Korir poised for the kill and Ramzi nearby but boxed in. Kiprop held off the challengers all the way till the last 60m, when Korir came up to his shoulder, and almost simultaneously Lagat came past. In his wake was Ramzi, who edged past Korir in the last few metres to take silver. Lagat – who was representing the USA for the first time at a championships – won his country's first global gold at 1500m since 1908.

#### First round (First 6 & 6 fastest to semi-finals) (Aug 25)

**Heat 1:** 1, Kiprop 3:40.65; 2, Webb 3:40.73; 3, Higuero 3:40.93; 4, Baba 3:40.96; 5, Zerguelaine 3:40.97; 6, Sullivan 3:41.39; 7, Shawee 3:41.58; 8, Ivan Heshko UKR 3:42.08; 9, Javier Carriqueo ARG 3:42.20; 10, Mounir Yemmouni FRA 3:42.68; 11, Hudson de Souza BRA 3:43.37; 12, Ansu Sowe GAM 3:50.77; 13, Svak Yeghikyan ARM 4:00.61

**Heat 2:** 1, Baala 3:38.65; 2, Ramzi 3:38.72; 3, Moustouai 3:39.54; 4, Korir 3:39.55; 5, Baddeley 3:39.60; 6, Gallardo 3:39.92; 7, Willis 3:40.18; 8, Barrios 3:41.05; 9, Kobayashi 3:41.19; 10, Moradi 3:41.49; 11, Dersse Mekonnen ETH 3:43.15; 12, Kamal Boulahfane ALG 3:43.88; 13, Leonel Manzano USA 3:45.97; 14, Saysana Bannavong LAO 4:19.80

**Heat 3:** 1, Casado 3:41.33; 2, Gebremehdin 3:41.43; 3, Lagat 3:41.68; 4, Boukensa 3:41.71; 5, Obrist 3:41.74; 6, Ali 3:41.87; 7, Komen 3:41.96; 8, Abdalaati Iguidar MAR 3:43.25; 9, Mark Fountain AUS 3:43.51; 10, Byron Piedra ECU 3:45.59; 11, Gareth Hyett NZL 3:45.70; 12, Chauncy Master MAW 3:55.18; 13, Hem Bunting CAM 4:08.31; 14, Serdar Nurmyradov TKM 4:10.42

#### Semi-finals (First 5 & 2 fastest to final) (Aug 27)

**Heat 1:** 1, Lagat 3:42.39; 2, Boukensa 3:42.88; 3, Kiprop 3:42.99; 4, Baddeley 3:43.03; 5, Willis 3:43.34; 6, Mohamed Moustouai MAR 3:43.39; 7, Mekonnen Gebremehdin ETH 3:43.41; 8, Higuero 3:44.15; 9, Sajad Moradi IRI 3:46.21; 10, Daniel Kipchirchir Komen KEN 4:02.95; 11, Baba 4:16.23; Mehdi Baala FRA DQ (r163.2) (3:43.01); Higuero & Baba advanced to final after being impeded by Baala

**Heat 2:** 1, Ramzi 3:40.53; 2, Zerguelaine 3:40.79; 3, Casado 3:40.83; 4, Ali 3:41.01; 5, Webb 3:41.08; 6, Gallardo 3:41.14; 7, Korir 3:41.15; 8, Juan Luis Barrios MEX 3:41.17; 9, Kevin Sullivan CAN 3:41.27; 10, Christian Obrist ITA 3:42.93; 11, Fumikazu Kobayashi JPN 3:43.64; 12, Mohammed Othman Shawee KSA 3:44.54

## Berlin 2009

## Final (Aug 19)

|     |                    |     |          |
|-----|--------------------|-----|----------|
| 1,  | Yusuf Saad Kamel   | BRN | 3:35.93  |
| 2,  | Deresse Mekonnen   | ETH | 3:36.01  |
| 3,  | Bernard Lagat      | USA | 3:36.20  |
| 4,  | Asbel Kiprop       | KEN | 3:36.47  |
| 5,  | Augustine Choge    | KEN | 3:36.53  |
| 6,  | Mohamed Moustououi | MAR | 3:36.57  |
| 7,  | Mehdi Baala        | FRA | 3:36.99  |
| 8,  | Lopez Lomong       | USA | 3:37.62  |
| 9,  | Belal Mansoor Ali  | BRN | 3:37.72; |
| 10, | Amine Laâlou       | MAR | 3:37.83; |
| 11, | Abdalaati Iguider  | MAR | 3:38.35; |
| 12, | Leonel Manzano     | USA | 3:40.05  |

The final included three Moroccan and three United States representatives, and two from Kenya and Bahrain, though Kenyan-born athletes numbered six in all. After 100m, defending champion Lagat found himself in the lead, and as the pace inevitably slowed, Choge took over. The Kenyan led the field through laps of 58.54 and 61.64. Choge still led approaching the bell, but the pace had done nothing to test the kickers, and Mekonnen (2:44.02 at 1100m) and Moustououi quickly went ahead with Kamel and Lagat just behind them and Kiprop at the back of the field. Mekonnen withstood a challenge from Moustououi and led into the finishing straight with nine men in contention. Meanwhile Kiprop made up much ground but was having to run in lane three as the field rounded the last bend.

Suddenly Kamel sprung from the pack and smoothly sprinted past four men in quick succession. He won by half a metre with Lagat a metre back and Kiprop – with far too much to do in the finishing straight – fourth a further two metres behind. His last lap (51.6) was the quickest of the race. For the Bahrain athlete it was the third gold medal in the family, his father Billy Konchellah having won the 800m in 1987-91. Lagat completed his medal collection in the event, having won gold in 2007 and silver in 2001.

## First round (First 5 &amp; 4 fastest to semi-finals) (Aug 15)

**Heat 1:** 1, Baala 3:42.77; 2, Manzano 3:42.87; 3, Iguider 3:42.88; 4, Riseley 3:43.03; 5, Ali 3:43.06; 6, Arturo Casado ESP 3:43.21; 7, Mekonnen Gebremedhin ETH 3:43.22; 8, Christian Obrist ITA 3:43.41; 9, Hais Welday ERI 3:43.84; 10, Goran Nava SRB 3:44.13; 11, Mohamed Othman Shahween KSA 3:49.03; 12, Chauncy Master MAW 3:50.73; 13, Abdallahi Nanou MTN 4:09.77; Boampouguini Djigban TOG DNF

**Heat 2:** 1, Kiprop 3:41.42; 2, Lagat 3:41.60; 3, Higuero 3:41.77; 4, Silva 3:41.98; 5, van der Westhuizen 3:42.33; 6, Anter Zerguelaine ALG 3:42.37; 7, Thomas Chamney IRL 3:42.54; 8, Tom Lancashire GBR 3:42.68; 9, Carsten Schlangen GER 3:44.00; 10, Ryan Gregson AUS 3:44.79; 11, Abdallah Abdelgader SUD 3:47.78; 12, Bayron Piedra ECU 3:49.60; 13, Bunting Hem CAM 4:08.64; 14, Benjamín Enzema GEQ 4:13.17

**Heat 3:** 1, Choge 3:44.73; 2, Laâlou 3:44.75; 3, Lomong 3:44.89; 4, Baddeley 3:45.23; 5, Legesse 3:45.63; 6, Tarek Boukensa ALG 3:45.65; 7, Kristof van Malderen BEL 3:46.03; 8, Yoann Kowal FRA 3:46.42; 9, Johan Cronje RSA 3:46.45; 10, Jeremy Roff AUS 3:47.08; 11, Mohamad Al-Garni QAT 3:50.55; 12, Álvaro Vázquez NCA 3:55.06; 13, Antoine Berlin MON 4:27.52

**Heat 4:** 1, Mekonnen 3:37.04; 2, Keitany 3:37.13; 3, Brewer 3:37.17; 4, Moustououi 3:37.34; 5, Kamel 3:37.59; 6, Estévez 3:38.23; 7, Brannen 3:38.35; 8, Ulrey 3:38.86; 9, Makhloufi 3:40.04; 10, Stefan Eberhardt GER 3:40.05; 11, Mounir Yemmouni FRA 3:42.06; 12, Tiidrek Nurme EST 3:43.73; 13, Victor Martínez AND 4:02.10

## Semi-finals (First 5 &amp; 2 fastest to final) (Aug 17)

**Heat 1:** 1, Laâlou 3:36.68; 2, Lomong 3:36.75; 3, Lagat 3:36.86; 4, Kamel 3:36.87; 5, Baala 3:37.07; 6, James Brewer GBR 3:37.27; 7, Juan Carlos Higuero ESP 3:37.33; 8, Henok Legesse ETH 3:37.79; 9, Nate Brannen CAN 3:38.97; 10, Peter van der Westhuizen RSA 3:40.00; 11, Rui Silva POR 3:41.30

**Heat 2:** 1, Kiprop 3:36.24; 2, Manzano 3:36.29; 3, Choge 3:36.43; 4, Mekonnen 3:36.86; 5, Ali 3:36.87; 6, Moustououi 3:36.94; 7, Iguider 3:37.19; 8, Reyes Estévez ESP 3:37.55; 9, Taoufik Makhloufi ALG 3:37.87; 10, Jeff Riseley AUS 3:38.00; 11, Andy Baddeley GBR 3:38.23; 12, Dorian Ulrey USA 3:39.33

## Daegu 2011

## Final (Sep 3)

|    |                    |     |         |
|----|--------------------|-----|---------|
| 1, | Asbel Kiprop       | KEN | 3:35.69 |
| 2, | Silas Kiplagat     | KEN | 3:35.92 |
| 3, | Matthew Centrowitz | USA | 3:36.08 |
| 4, | Manuel Olmedo      | ESP | 3:36.33 |
| 5, | Abdalaati Iguider  | MAR | 3:36.56 |
| 6, | Mohamed Moustououi | MAR | 3:36.80 |

|     |                      |     |          |
|-----|----------------------|-----|----------|
| 7,  | Mekonnen Gebremedhin | ETH | 3:36.81  |
| 8,  | Eduard Villanueva    | VEN | 3:37.31  |
| 9,  | Mehdi Baala          | FRA | 3:37.46  |
| 10, | Ciarán Ó Lionáird    | IRL | 3:37.81; |
| 11, | Tarek Boukensa       | ALG | 3:38.05; |
| 12, | Nick Willis          | NZL | 3:38.69  |

The two favourites were Kenyan Champion Kiplagat and Olympic Champion Kiprop. The Kenyan number three Komen was the fastest in the first round with 3:38.54, but was found wanting in the semi-finals, when his tempo running (57.08/1:55.88) was easily covered by the field. Kiprop won that race in 3:36.75, with Willis the seventh and final qualifier in 3:37.39. Centrowitz was the surprising winner of the other semi-final, won in a tortuously slow 3:46.66.

Willis was a reluctant leader in the final, passing through the first two laps in 2:01.71. Kiprop then went to the front, increasing the pace without surging. At the bell, Kiprop (2:44.24) led from Gebremedhin and Kiplagat. Kiprop was overtaken by Kiplagat just before 1200m (2:57.01), but slid back in front on the inside with 250m to go. The tall Kenyan never looked like being overtaken by his teammate. Finishing faster than either Kenyan was Centrowitz, the son of 1976 Olympian Matt Centrowitz, who moved from fifth to third in the last 100m to complete a final circuit of 51.4. For Kiprop it was not just a personal triumph, but the first world title in this event for a Kenyan representing Kenya.

## First round (First 6 &amp; 6 fastest to semi-finals) (Aug 30)

**Heat 1:** 1, Komen 3:38.54; 2, Willis 3:39.24; 3, Kowal 3:39.33 (3:39.324); 4, Ruiz 3:39.33 (3:39.329); 5, Moustououi 3:39.35; 6, Centrowitz 3:39.46; 7, Wijekoon 3:39.61; 8, Gregson 3:40.01; 9, Alemayehu 3:41.08; 10, James Shane GBR 3:41.17; 11, Shin Sang-Min KOR 3:55.02; Mohamed Othman Shahween KSA DQ (r40.9) DNF

**Heat 2:** 1, Kiprop 3:41.22; 2, Gebremedhin 3:41.28; 3, Iguider 3:41.41; 4, Olmedo 3:41.78; 5, Boukensa 3:41.87; 6, Villanueva 3:41.89; 7, Jeff Riseley AUS 3:42.22; 8, Andrew Wheatling USA 3:42.68; 9, Dmitrijs Jurkvičs LAT 3:42.69; 10, Jeroen D'Hoedt BEL 3:45.54; 11, Charles Delys PYF 3:51.36; 12, Baala 4:13.10; 13, Ribeiro Pinto de Carvalho TLS 4:30.56

*Baala advanced to semi-finals on appeal after claiming he had been disadvantaged*

**Heat 3:** 1, Laâlou 3:39.86; 2, Mekonnen 3:40.08; 3, Kiplagat 3:40.13; 4, Makhloufi 3:40.15; 5, Kamel 3:40.27; 6, Lionáird 3:40.41; 7, Higuero 3:40.71; 8, Manzano 3:40.77; 9, Martinson 3:40.98; 10, Andreas Voita AUT 3:41.34; 11, Hamza Driouch QAT 3:42.09; 12, Nabil Mohammed Al-Garbi YEM 3:50.17; 13, Florian Carvalho FRA 3:53.88

## Semi-finals (First 5 &amp; 2 fastest to final) (Sep 1)

**Heat 1:** 1, Centrowitz 3:46.66; 2, Gebremedhin 3:46.71; 3, Kiplagat 3:46.75; 4, Baala 3:46.87; 5, Iguider 3:46.89; 6, Yusuf Saad Kamel BRN 3:47.18; 7, Amine Laâlou MAR 3:47.65; 8, Ryan Gregson AUS 3:47.89; 9, Geoffrey Martinson CAN 3:48.83; 10, Diego Ruiz ESP 3:49.26; 11, Taoufik Makhloufi ALG 3:50.86; 12, Zebene Alemayehu ETH 3:51.19

**Heat 2:** 1, Kiprop 3:36.75; 2, Boukensa 3:36.84; 3, Moustououi 3:36.87; 4, Olmedo 3:36.91; 5, Villanueva 3:36.96 (3:36.954); 6, Ó Lionáird 3:36.96 (3:36.960); 7, Willis 3:37.39; 8, Yoann Kowal FRA 3:37.44; 9, Daniel Kipchirchir Komen KEN 3:37.58; 10, Juan Carlos Higuero ESP 3:37.92; 11, Deresse Mekonnen ETH 3:44.65; 12, Chaminda Indika Wijekoon SRI 3:44.81; 13, Leonel Manzano USA 3:47.98

## Moscow 2013

## Final (Aug 18)

|     |                      |     |          |
|-----|----------------------|-----|----------|
| 1,  | Asbel Kiprop         | KEN | 3:36.28  |
| 2,  | Matthew Centrowitz   | USA | 3:36.78  |
| 3,  | Johan Cronje         | RSA | 3:36.83  |
| 4,  | Nixon Chepseba       | KEN | 3:36.87  |
| 5,  | Tesfaye Homiyu       | GER | 3:37.03  |
| 6,  | Silas Kiplagat       | KEN | 3:37.11  |
| 7,  | Mekonnen Gebremedhin | ETH | 3:37.21  |
| 8,  | Henrik Ingebrigtsen  | NOR | 3:37.52  |
| 9,  | Mohamed Moustououi   | MAR | 3:38.08; |
| 10, | Nate Brannen         | CAN | 3:38.09; |
| 11, | Florian Carvalho     | FRA | 3:39.17; |
| 12, | Chris O'Hare         | GBR | 3:46.04  |

The reigning champion and favourite Kiprop won the slow tactical first semi-final. The second heat, which was 10 seconds quicker at the bell, saw the elimination of five big names including world mile leader Souleiman and Olympic bronze medallist Iguider.

Kiprop led the final for the first lap (59.79 by transponder), then Chepseba took over, reaching 800m in 1:59.35. At this point, he held a lead of 7-8 metres from Kiprop and a seemingly mesmerised field. Chepseba pushed the pace in the third lap, passing the bell in 2:42.76 with Kiprop and his followers now within touching distance. The lead

was maintained by Chepseba until the finishing straight where Kiproff effortlessly flowed away with a transponder-timed 12.52 last 100m. He won by four metres from 2011 bronze medallist Centrowitz. Cronje crept up on the inside to pip Chepseba for the bronze. "It felt much more comfortable than two years ago," said the winner.

#### First round (First 6 & 6 fastest to semi-finals) (Aug 14)

**Heat 1:** 1, Kiproff 3:38.15; 2, Iguider 3:38.41; 3, Lomong 3:38.48; 4, Souleiman 3:38.63; 5, Carvalho 3:38.70; 6, Ingebrigtsen 3:38.78; 7, Wote 3:38.89; 8, Smirnov 3:39.21; 9, Willis 3:39.83; 10, Mohamed Al-Garni QAT 3:40.01; 11, David Bustos ESP 3:41.69; 12, Mamadou Barry GUI 4:16.38; 13, Thinley Tenzin BHU 4:24.54

**Heat 2:** 1, Kiplagat 3:39.31; 2, Manzano 3:39.39; 3, Özbilen 3:39.73; 4, Cronje 3:39.95; 5, Schlangen 3:40.31; 6, Maazouzi 3:40.76; 7, Zebene Alemayehu ETH 3:41.28; 8, Andreas Vojta AUT 3:41.51; 9, Imed Hamed Noor KSA 3:41.68; 10, Simon Denissel FRA 3:42.06; 11, Omar Mohamed Abdi SOM 4:00.00; Imad Touil ALG DNS

**Heat 3:** 1, Chepseba 3:38.37; 2, Brannen 3:38.49; 3, Gebremedhin 3:38.55; 4, Birgen 3:38.60; 5, Centrowitz 3:38.62; 6, Homiyu 3:38.66; 7, Tahri 3:38.82; 8, O'Hare 3:38.86; 9, Moustauoui 3:39.20; 10, Pieter-Jan Hannes BEL 3:40.39; 11, Flavio Siholhe MOZ 3:53.18; 12, Nabil Mohammed Al-Garbi YEM 3:59.95; 13, Omar Bachir NIG 4:00.18

#### Semi-finals (First 5 & 2 fastest to final) (Aug 16)

**Heat 1:** 1, Kiproff 3:43.30; 2, Kiplagat 3:43.52; 3, Gebremedhin 3:43.54; 4, O'Hare 3:43.58; 5, Cronje 3:43.71; 6, Lopez Lomong USA 3:43.79; 7, Nick Willis NZL 3:43.80; 8, Leo Manzano USA 3:44.00; 9, Bouabdellah Tahri FRA 3:44.24; 10, Carsten Schlangen GER 3:44.44; 11, Zakaria Maazouzi MAR 3:45.54; 12, Valentin Smirnov RUS 3:46.03

**Heat 2:** 1, Chepseba 3:35.88; 2, Centrowitz 3:35.95; 3, Moustauoui 3:36.12; 4, Carvalho 3:36.26; 5, Ingebrigtsen 3:36.33; 6, Homiyu 3:36.51; 7, Brannen 3:36.59; 8, Aman Wote ETH 3:36.94; 9, İlham Tanui Özbilen TUR 3:37.07; 10, Bethwel Birgen KEN 3:37.34; 11, Ayanleh Souleiman DJI 3:37.69; 12, Abdelaati Iguider MAR 3:44.36

## Beijing 2015

### Final (Aug 30)

|    |                    |     |  |
|----|--------------------|-----|--|
| 1, | Asbel Kiproff      | KEN | 3:34.40  |
| 2, | Elijah Manangoi    | KEN | 3:34.63  |
| 3, | Abdelaati Iguider  | MAR | 3:34.67  |
| 4, | Taoufik Makhloufi  | ALG | 3:34.76  |
| 5, | Silas Kiplagat     | KEN | 3:34.81  |
| 6, | Nick Willis        | NZL | 3:35.46  |
| 7, | Timothy Cheruiyot  | KEN | 3:36.05  |
| 8, | Matthew Centrowitz | USA | 3:36.13  |
| 9, | Charlie Grice      | GBR | 3:36.21; 10, Leo Manzano USA 3:37.26; 11, Robby Andrews USA 3:38.29; Aman Wote ETH DNF |

Just six nations were represented in the final which featured four Kenyans and three Americans. The Kenyans ran a team race, with Manangoi leading for most of the first lap (photo-cell 59.14), succeeded by Cheruiyot, who took the field through 800m in a photo-cell 1:58.52. Kiproff, the favourite, moved up from last to eighth after two laps. At the bell Centrowitz with Manangoi stopped the photo-cell clock at 2:42.17, while Kiproff was still lagging near the back of the pack.

Olympic Champion Makhloufi sped to the front with 300m to go. This thinned out the field and enabled Kiproff to easily pick off those ahead. The Algerian led into the straight, but was threatened by Iguider, and the now flying Kiproff. The defending champion went to the front with 30m remaining and won by 2m from the fast-closing Manangoi, with Iguider edging the exhausted Makhloufi for third. Kiproff's last lap of 51.53 was much the fastest of the field. "I never panic in the race," admitted the winner. "I knew what to do and what I was trained for."

#### First round (First 6 & 6 fastest to semi-finals) (Aug 27)

**Heat 1:** 1, Manangoi 3:42.57; 2, Makhloufi 3:42.72; 3, Centrowitz 3:43.17; 4, Grice 3:43.21; 5, Cronje 3:43.29; 6, Ryan Gregson AUS 3:43.54; 7, Jakub Holuša CZE 3:43.66; 8, Henrik Ingebrigtsen NOR 3:43.97; 9, Youssef Hiss Bachir DJI 3:44.48; 10, Dawit Wolde ETH 3:44.90; 11, Benson Seurei BRN 3:45.70; 12, Adel Mechaal ESP 3:46.05; 13, Awwad Al-Sharafat JOR 4:07.72; Bensghir DQ (r40.1) (3:43.22)

**Heat 2:** 1, Kiproff 3:38.97; 2, Wote 3:39.05; 3, Manzano 3:39.22; 4, Hannes 3:39.31; 5, Amdouni 3:39.38; 6, Matthews 3:39.55; 7, Philibert-Thiboutot 3:39.72; 8, Fouad El Kaam MAR 3:40.12; 9, Dumisani Hlaselo RSA 3:40.25; 10, Ronald Musagala UGA 3:42.12; 11, Victor José Corrales ESP 3:44.76; 12, Salim Keddar ALG 3:44.81; Ayanleh Souleiman DJI DNF

**Heat 3:** 1, Kiplagat 3:38.13; 2, Iguider 3:38.14; 3, Willis 3:38.27; 4, Özbilen 3:38.28; 5, O'Hare 3:38.43; 6, Cheruiyot 3:38.50; 7, Andrews 3:38.52; 8, Gebremedhin 3:38.66; 9, Mouhyadin 3:38.66; 10, Bustos 3:38.75; 11, Díaz 3:39.75; 12, Yassine Hathat ALG 3:40.16; 13, Hélio Gomes POR 3:46.32; 14, Erick Rodriguez NCA 3:49.64

#### Semi-finals (First 5 & 2 fastest to final) (Aug 28)

**Heat 1:** 1, Kiproff 3:43.48; 2, Willis 3:43.57; 3, Kiplagat 3:43.64; 4, Centrowitz 3:43.97; 5, Manzano 3:44.28; 6, Mekonnen Gebremedhin ETH 3:44.31; 7, Chris O'Hare GBR 3:44.36; 8, Pieter-Jan Hannes BEL 3:44.38; 9, İlham Tanui Özbilen TUR 3:45.70; 10, Abdi Waiss Mouhyadin DJI 3:46.82; 11, Carlos Díaz CHI 3:47.48; Yassine Bensghir MAR DQ (r40.1) (3:44.95)

**Heat 2:** 1, Manangoi 3:35.00; 2, Makhloufi 3:35.05; 3, Iguider 3:35.20; 4, Grice 3:35.58; 5, Cheruiyot 3:35.74; 6, Andrews 3:35.88; 7, Wote 3:35.97; 8, Johan Cronje RSA 3:36.59; 9, Mourad Amdouni FRA 3:37.79; 10, Charles Philibert-Thiboutot CAN 3:39.62; 11, Julian Matthews NZL 3:40.45; 12, David Bustos ESP 3:42.48

### 1500 METRES

#### Multiple Medallists:

|   |                    |         |                              |
|---|--------------------|---------|------------------------------|
| 5 | Hicham El Guerrouj | MAR     | 95-2, 97-1, 99-1, 01-1, 03-1 |
| 3 | Noureddine Morceli | ALG     | 91-1, 93-1, 95-1             |
|   | Bernard Lagat      | KEN/USA | 01-2, 07-1, 09-3             |
|   | Asbel Kiproff      | KEN     | 11-1, 13-1, 15-1             |
| 2 | Abdi Bile          | SOM     | 87-1, 93-3                   |
|   | Fermin Cacho       | ESP     | 93-2, 97-2                   |
|   | Reyes Estévez      | ESP     | 97-3, 99-3                   |
|   | Rashid Ramzi       | BRN     | 05-1, 07-2                   |
|   | Matthew Centrowitz | USA     | 11-3, 13-2                   |

#### Most Finals:

|   |             |                                |
|---|-------------|--------------------------------|
| 5 | Cacho       | 91-5, 93-2, 95-8, 97-2, 99-4   |
|   | Morceli     | 91-1, 93-1, 95-1, 97-4, 99-dnf |
|   | El Guerrouj | 95-2, 97-1, 99-1, 01-1, 03-1   |
|   | Estévez     | 97-3, 99-3, 01-5, 03-6, 05-11  |
|   | Kiproff     | 07-4, 09-4, 11-1, 13-1, 15-1   |

#### Most Appearances:

|   |                |     |   |
|---|----------------|-----|---|
| 8 | Kevin Sullivan | CAN | 93-12s2, 95-5, 97-6s1, 99-11h3, 01-9s2, 03-11s1, 05-7s1, 07-9s2 |
|---|----------------|-----|---|

#### National Placings:

|               | 1         | 2         | 3         | 4         | 5         | 6         | 7         | 8         | Points     |
|---------------|-----------|-----------|-----------|-----------|-----------|-----------|-----------|-----------|------------|
| KEN           | 3         | 5         | 1         | 6         | 2         | 2         | 4         | -         | 117        |
| MAR           | 4         | 2         | 2         | 1         | 1         | 2         | 1         | 2         | 77         |
| ESP           | -         | 3         | 2         | 2         | 5         | 3         | 1         | 1         | 75         |
| USA           | 1         | 2         | 3         | -         | 1         | -         | -         | 3         | 47         |
| ALG           | 3         | -         | -         | 2         | 1         | 1         | -         | 1         | 42         |
| BRN           | 2         | 1         | -         | -         | -         | -         | -         | -         | 23         |
| GER           | -         | -         | 1         | 1         | 1         | 1         | 1         | -         | 20         |
| FRA           | -         | 1         | 1         | -         | -         | 1         | 1         | 1         | 19         |
| GBR           | 1         | -         | -         | 1         | -         | 1         | -         | 1         | 17         |
| POR           | -         | -         | 1         | -         | 1         | 1         | 1         | -         | 15         |
| SOM           | 1         | -         | 1         | -         | -         | -         | -         | -         | 14         |
| ETH           | -         | 1         | -         | -         | -         | -         | 2         | -         | 11         |
| UKR           | -         | -         | 1         | 1         | -         | -         | -         | -         | 11         |
| QAT           | -         | -         | -         | 1         | -         | 1         | 1         | -         | 10         |
| BDI           | -         | -         | 1         | -         | -         | -         | -         | -         | 6          |
| RSA           | -         | -         | 1         | -         | -         | -         | -         | -         | 6          |
| CAN           | -         | -         | -         | -         | 1         | -         | 1         | -         | 6          |
| SUD           | -         | -         | -         | -         | 1         | -         | -         | -         | 4          |
| TUN           | -         | -         | -         | -         | 1         | -         | -         | -         | 4          |
| NZL           | -         | -         | -         | -         | -         | 1         | -         | -         | 3          |
| SUI           | -         | -         | -         | -         | -         | 1         | -         | -         | 3          |
| AUS           | -         | -         | -         | -         | -         | -         | 1         | -         | 2          |
| NED           | -         | -         | -         | -         | -         | -         | 1         | -         | 2          |
| DEN           | -         | -         | -         | -         | -         | -         | -         | 1         | 1          |
| ITA           | -         | -         | -         | -         | -         | -         | -         | 1         | 1          |
| NOR           | -         | -         | -         | -         | -         | -         | -         | 1         | 1          |
| RUS           | -         | -         | -         | -         | -         | -         | -         | 1         | 1          |
| VEN           | -         | -         | -         | -         | -         | -         | -         | 1         | 1          |
| YUG           | -         | -         | -         | -         | -         | -         | -         | 1         | 1          |
| <b>Totals</b> | <b>15</b> | <b>15</b> | <b>15</b> | <b>15</b> | <b>15</b> | <b>15</b> | <b>15</b> | <b>15</b> | <b>540</b> |

## 5000 Metres

## Helsinki 1983

### Final (Aug 14)

|    |                    |     |          |
|----|--------------------|-----|----------|
| 1, | Eamonn Coghlan     | IRL | 13:28.53 |
| 2, | Werner Schildhauer | GDR | 13:30.20 |
| 3, | Martti Vainio      | FIN | 13:30.34 |
| 4, | Dmitriy Dmitriyev  | URS | 13:30.38 |
| 5, | Doug Padilla       | USA | 13:32.08 |
| 6, | Thomas Wessinghage | FRG | 13:32.46 |
| 7, | Wojado Bulti       | ETH | 13:34.03 |
| 8, | Dietmar Millonig   | AUT | 13:36.08 |

9, Paul Kipkoech KEN 13:37.44; 10, Antonio Leitão POR 13:38.55; 11, Valeriy Abramov URS 13:39.80; 12, Markus Ryffel SUI 13:39.98; 13, Salvatore Antibo ITA 13:40.76; 14, Julian Goater GBR 13:48.13; 15, Anatoliy Krokhmaluk URS 14:00.27



Like the other Helsinki men's distance races, the early pace was slow. All the field were in contention at 4000m, at which point Bulti led at 11:03.27 (13:50 pace). It was the bespectacled Dmitriyev who decided to move first. He completed the penultimate lap in 58.2 and held a 12m lead at the bell from Coghlan and European Champion Wessinghage. The crowd were cheering on Vainio, who was still in contention.

Down the backstraight of the final lap, Wessinghage surprisingly faded and only Coghlan was able to gain on the Russian. He drew level on the final bend, looked at the straining Dmitriyev and knew he could win. The Irishman's gesture of ecstasy provided one of the most memorable moments of the week. He sprinted away to win so easily that he was able to salute the Irish team in the stands before the finishing line.

There was a dramatic battle for the minor medals. The gallant Dmitriyev was caught first by Schildhauer – already the winner of the 10,000m silver. Then, to the wild cheers of the crowd, Vainio's desperate dive at the line relegated the unlucky Soviet to fourth place.

#### First round (First 8 & 6 fastest to semi-finals) (Aug 10)

**Heat 1:** 1, Ryffel 13:43.36; 2, Bulti 13:43.53; 3, Martin 13:43.57; 4, Wessinghage 13:43.66; 5, Krokhamlyuk 13:43.78; 6, Antibo 13:44.05; 7, Cheruiyot 13:44.43; 8, Padilla 13:44.71; 9, Filippou 13:45.24; 10, Bounour 13:57.93; 11, Gloden 14:26.02; 12, Mohammad Bekheet PLE 14:52.26; 13, Ramón López PAR 15:10.29

**Heat 2:** 1, Kipkoeh 14:18.73; 2, Baccouche 14:23.79; 3, Goater 14:23.93; 4, Leitão 14:28.63; 5, Dmitriyev 14:37.75; 6, Lanzoni 14:49.20; 7, Schildhauer 14:49.22; 8, Hill 14:58.21; 9, Antoine Nivyobizi BDI 15:14.60; 10, José Jaime Hernández ESA 15:29.86; 11, Alden Morris TKS 18:06.35; Christoph Herle FRG & Mohamed Kedir ETH DNS

**Heat 3:** 1, Abramov 14:12.61; 2, Negatu 14:13.22; 3, Millonig 14:13.65; 4, Coghlan 14:13.80; 5, Clarke 14:13.97; 6, García 14:14.57; 7, Williams 14:15.10; 8, Spivey 14:15.70; 9, Vera 14:17.26; 10, Ide 14:18.34; 11, Vainio 14:18.74; 12, Masini Situ-Mbanza COD 15:02.26; Hansjörg Kunze GDR DNS

#### Semi-finals (First 5 & 5 fastest to final) (Aug 12)

**Heat 1:** 1, Ryffel 13:32.34; 2, Wessinghage 13:32.37; 3, Schildhauer 13:32.49; 4, Millonig 13:32.86; 5, Padilla 13:32.90; 6, Kipkoeh 13:33.33; 7, Goater 13:36.21; 8, Krokhamlyuk 13:37.24; 9, Filippou 13:40.81; 10, Paul Williams CAN 13:50.30; 11, David Clarke GBR 13:58.37; 12, Seyoum Negatu ETH 14:02.23; 13, Kenji Ide JPN 14:04.94; 14, Justin Gloden LUX 14:12.25; 15, Ronald Lanzoni CRC 14:47.30

**Heat 2:** 1, Dmitriyev 13:31.40; 2, Coghlan 13:31.66; 3, Leitão 13:32.33; 4, Bulti 13:33.03; 5, Antibo 13:33.12; 6, Abramov 13:33.37; 7, Vainio 13:34.18; 8, Jim Hill USA 13:38.56; 9, Jim Spivey USA 13:43.17; 10, Jorge García ESP 13:46.36; 11, Eamonn Martin GBR 13:48.60; 12, Charles Cheruiyot KEN 13:52.61; 13, Abderrazak Bounour ALG 14:00.78; 14, Fethi Baccouche TUN 14:19.64; 15, Ricardo Vera URU 14:20.20

## Rome 1987

### Final (Sep 6)

|     |                  |          |          |
|-----|------------------|----------|----------|
| 1,  | Saïd Aouita      | MAR      | 13:26.44 |
| 2,  | Domingos Castro  | POR      | 13:27.59 |
| 3,  | Jack Buckner     | GBR      | 13:27.74 |
| 4,  | Pierre Délèze    | SUI      | 13:28.06 |
| 5,  | Vincent Rousseau | BEL      | 13:28.56 |
| 6,  | Evgeni Ignatov   | BUL      | 13:29.68 |
| 7,  | Tim Hutchings    | GBR      | 13:30.01 |
| 8,  | Dionisio Castro  | POR      | 13:30.94 |
| 9,  | Frank O'Mara IRL | 13:32.04 |          |
| 10, | Steve Ovett GBR  | 13:33.49 |          |
| 11, | Sydney Maree USA | 13:33.78 |          |
| 12, | John Ngugi KEN   | 13:34.04 |          |
| 13, | John Treacy IRL  | 13:41.03 |          |
| 14, | Abel Antón ESP   | 13:43.58 |          |
| 15, | Carey Nelson CAN | 13:43.81 |          |

Aouita kept his rivals guessing by provisionally entering the 800m, 1500m, 5000m and 10,000m, but he opted for the event in which he had become the Olympic Champion in 1984. He must have been slightly worried by the little-known Ngugi, who set a championship record to win his heat.

The Kenyan led through 2000m (5:34.93), 3000m (8:16.19) and 4000m (10:58.60) before fading dramatically. Aouita, always well-placed, uncorked a 52.92 final lap for victory. Domingos Castro – whose twin brother was 8th – took the silver medal.

#### First round (First 5 & 5 fastest to final) (Sep 4)

**Heat 1:** 1, Aouita 13:28.63; 2, Dom. Castro 13:28.68; 3, O'Mara 13:28.79; 4, Maree 13:28.86; 5, Antón 13:28.92; 6, Hutchings 13:29.06; 7, Rousseau 13:29.74; 8, Doug Padilla USA 13:30.16; 9, Markus Ryffel SUI 13:33.07; 10, Jonny Danielson SWE 13:35.69; 11, Zhang Guowei CHN 13:40.46; 12, Juma Mnyampanda TAN 13:42.57; 13, Kozo Akutsu JPN 13:46.29; 14, Omar Aguilar CHI 13:52.59; 15, Hugo Allan García GUA 14:08.72; 16, Miguel Vargas CRC 14:59.32; Wodajo Bulti ETH & Salvatore Antibo ITA DNS

**Heat 2:** 1, Ngugi 13:22.68; 2, Dio. Castro 13:23.12; 3, Délèze 13:24.07; 4, Ignatov 13:24.42; 5, Buckner 13:24.56; 6, Ovett 13:28.68; 7, Treacy 13:28.89; 8, Nelson 13:29.20; 9, Haji Bulbula ETH 13:31.06; 10, Brahim Boutayeb MAR 13:32.73; 11, Herbert Stephan FRG 13:34.68; 12, Pascal Thiébaud FRA 13:38.97; 13, José Manuel Abascal ESP 13:59.68; 14, John Gregorek USA 14:01.02; 15, Paul Moqhalil LES 14:39.68; 16, Situ Kubanza COD 14:50.39; 17, Abdalla Washali YAR 15:42.10; 18, Outcha Amewouho TOG 16:16.41

## Tokyo 1991

### Final (Sep 1)

|     |                      |          |          |
|-----|----------------------|----------|----------|
| 1,  | Yobes Ondieki        | KEN      | 13:14.45 |
| 2,  | Fita Bayissa         | ETH      | 13:16.64 |
| 3,  | Brahim Boutayeb      | MAR      | 13:22.70 |
| 4,  | Dieter Baumann       | GER      | 13:28.67 |
| 5,  | Domingos Castro      | POR      | 13:28.88 |
| 6,  | Khalid Skah          | MAR      | 13:32.90 |
| 7,  | Risto Ulmala         | FIN      | 13:33.46 |
| 8,  | Dionisio Castro      | POR      | 13:35.39 |
| 9,  | Rob Denmark GBR      | 13:36.24 |          |
| 10, | Ibrahim Kinuthia KEN | 13:38.96 |          |
| 11, | Abel Antón ESP       | 13:39.00 |          |
| 12, | Bob Kennedy USA      | 13:54.47 |          |
| 13, | Gary Staines GBR     | 13:58.26 |          |
| 14, | Doug Padilla USA     | 14:36.18 |          |
|     | Stefano Mei ITA      | DNF      |          |

Ondieki established himself as favourite with a brilliant 13:01.82 in Zürich shortly before the championships. He fulfilled this promise with the most courageous of runs. He held back after a slow first lap in the final before making his move on the fourth bend of the race. In hot (30°), humid conditions, he ran the second lap in 59.88. He followed up with laps of 60.47, 60.61, and 61.50, reaching 2000m at 5:09.43 (12:54 pace!). Skah and Bayissa tried to stay with the Kenyan, but even though he slowed in the third kilometre, he had a 50m lead at 3000m (7:46.37). Ondieki's final two kilometres slowed to 2:43.0 and 2:45.4. Bayissa closed to within 15m, but he never looked like catching the Kenyan. "I was thinking many times that maybe this was a mistake, and I can't keep on till the end," admitted Ondieki. "I didn't know where the others were, because I didn't look back."

#### First round (Aug 30) (First 4 & 3 fastest to final)

**Heat 1:** 1, Kinuthia 13:57.65; 2, Skah 13:58.45; 3, Staines 13:58.68; 4, Padilla 13:58.83; 5, Andrew Sambu TAN 13:59.01; 6, Martin ten Kate NED 13:59.51; 7, Mikhail Dasko URS 13:59.71; 8, Antonio Serrano ESP 13:59.75; 9, Zeki Öztürk TUR 14:06.20; 10, Jonny Danielson SWE 14:07.03; 11, Valdenor dos Santos BRA 14:35.00; 12, Chuluunbaatar Ariunsaikhan MGL 15:26.62; Mauricio González MEX & Dieudonné Lamothe HAI DNF; Davendra Singh FIJ DNS

**Heat 2:** 1, Boutayeb 13:53.75; 2, Baumann 13:54.07; 3, Mei 13:54.35; 4, Dio Castro 13:54.39; 5, Ondoro Osoro KEN 13:54.41; 6, Ian Hamer GBR 13:54.49; 7, Sławomir Majusiak POL 13:57.98; 8, Reuben Reina USA 13:59.19; 9, Martin Fiz ESP 13:59.52; 10, John Halvorsen NOR 14:14.85; 11, Katsuhito Kumagai JPN 14:20.84; 12, Gerard DeGaetano MLT 15:31.08; Daoude Kassougue MTN, Lucas Elonga GEQ & Addis Abebe ETH DNS

**Heat 3:** 1, Bayissa 13:41.59; 2, Denmark 13:46.25; 3, Ondieki 13:47.05; 4, Dom. Castro 13:47.61; 5, Ulmala 13:48.86; 6, Kennedy 13:53.56; 7, Antón 13:53.60; 8, Mohamed Issangar MAR 13:55.49; 9, Andrew Lloyd AUS 13:59.71; 10, Frank O'Mara IRL 14:03.19; 11, Kerry Rodger NZL 14:03.81; 12, Yahia Azaidj ALG 14:43.49; 13, Souley Oumarou NIG 14:52.89; 14, Obva Elengha CGO 15:37.13; 15, Charbi Tayeh LBN 16:13.21

## Stuttgart 1993

### Final (Aug 16)

|    |                    |     |                         |
|----|--------------------|-----|-------------------------|
| 1, | Ismael Kirui       | KEN | 13:02.75 <sup>WJR</sup> |
| 2, | Haile Gebrselassie | ETH | 13:03.17                |
| 3, | Fita Bayissa       | ETH | 13:05.40                |
| 4, | Worku Bikila       | ETH | 13:06.64                |
| 5, | Khalid Skah        | MAR | 13:07.18                |
| 6, | Brahim Jabbour     | MAR | 13:18.87                |
| 7, | Aloys Nizigama     | BDI | 13:20.59                |
| 8, | Paul Bitok         | KEN | 13:23.41                |

9, Rob Denmark GBR 13:27.09; 10, Mathias Ntawulikura RWA 13:28.58; 11, Abel Antón ESP 13:40.21; 12, Jonny Danielson SWE 13:40.59; 13, Zoltán Káldy HUN 13:43.02; 14, Michael Chesire KEN 13:44.11; Aissa Belaout ALG DNF

The Kenyan trio succeeded brilliantly with their plan to unsettle their opponents and win the race. Chesire set a terrifically fast pace, accu-

mulating a 20m lead after the first kilometre (2:31.76). He then eased up, allowing Kirui – the world junior record holder – to take over. After another lap it was time for the young Kenyan to make his victory bid. While the rest of the field wondered what was happening, Kirui covered the sixth lap in 60.21 and opened up a 20m gap within the space of 200m. He passed 3000m in 7:45.62 and continued to pull away. At 4000m, his lead was 40m.

The Ethiopian trio took turns to lead the chasing pack but made no impression until the final 600m when Bayissa and Gebrselassie pulled clear of the rest. Kirui's lead was 25m by the bell, but the Ethiopian pair were running for just the silver medal until the final straight when Gebrselassie finally realised that the young Kenyan might be within range.

The Kenyan managed to speed up sufficiently in his final lap (59.59) to hold off Gebrselassie (56.5). Bayissa took the bronze to add to his 1991 silver. Kirui not only broke his own world junior record, but also became the youngest ever male world champion at 18 years 177 days.

#### First round (First 4 & 3 fastest to final) (Aug 14)

**Heat 1:** 1, Denmark 13:41.55; 2, Bitok 13:41.57; 3, Bayissa 13:41.61; 4, Skah 13:41.72; 5, Bob Kennedy USA 13:42.17; 6, Carlos Monteiro POR 13:44.96; 7, Rainer Wachenbrunner GER 13:46.43; 8, Toshinari Takaoka JPN 13:46.86; 9, Andrey Tikhonov RUS 13:53.25; 10, Alyan Al-Qahtani KSA 13:56.59; 11, Phillip Clode NZL 13:56.94; 12, Ramachandran Murusamy MAS 14:33.22; 13, Keiruan Tawai VAN 15:43.73; James Lynch AHO DNF

**Heat 2:** 1, Bikila 13:27.14; 2, Kirui 13:27.50; 3, Nizigama 13:34.72; 4, Ntawulikura 13:36.66; 5, Mustapha Essaid FRA 13:40.21; 6, Brahim Boutayeb MAR 13:42.30; 7, Jon Brown GBR 13:46.20; 8, Michał Bartoszak POL 13:52.95; 9, Bahadur Prasad IND 13:53.59; 10, Peter O'Donoghue AUS 14:12.99; 11, Gopal Thein Win MYA 14:14.62; 12, Valdenor dos Santos BRA 14:39.29; 13, Davendra Singh FIJ 15:01.72; Ovidiu Olteanu ROU DNF

**Heat 3:** 1, Gebrselassie 13:25.27; 2, Jabbour 13:26.06; 3, Chesire 13:26.13; 4, Belaout 13:29.12; 5, Antón 13:30.32; 6, Danielson 13:34.05; 7, Káldy 13:37.20; 8, Philimon Hanneck ZIM 13:49.42; 9, Ján Pešava CZE 14:02.00; 10, John Nuttall GBR 14:11.30; 11, Greg Whiteley USA 14:11.48; 12, Ahmad Zarekari IRI 14:48.07; 13, Souley Oumarou NIG 15:29.14; Mohamed Moosa Ahmed PLE DNS

### Gothenburg 1995

#### Final (Aug 13)

|    |                    |           |   |
|----|--------------------|-----------|---|
| 1, | Ismael Kirui       | KEN       | 13:16.77  |
| 2, | Khalid Boulami     | MAR       | 13:17.15  |
| 3, | Shem Kororia       | KEN       | 13:17.59  |
| 4, | Smail Sghir        | MAR       | 13:17.86  |
| 5, | Brahim Lahlafi     | MAR       | 13:18.89  |
| 6, | Worku Bikila       | ETH       | 13:20.12  |
| 7, | Bob Kennedy        | USA       | 13:32.10  |
| 8, | Fita Bayissa       | ETH       | 13:34.52  |
| 9, | Dieter Baumann GER | 13:39.98; | 10, Philemon Hanneck ZIM 13:41.28; 11, Gennaro Di Napoli ITA 13:46.51; 12, Mark Carroll IRL 13:46.80; 13, Anacleto Jiménez ESP 13:48.53; 14, John Nuttall GBR 13:49.25; 15, Abdellah Béhar FRA 14:19.04 |

In the absence of the two most recent world record breakers – Moses Kiptanui and Haile Gebrselassie – the pace was slow, just 2:17.66 after 800m. The race speeded up on the third lap thanks to defending champion Kirui. He and Bikila took turns to lead through 2000m (5:28.98), 3000m (8:05.20) and 4000m (10:44.25). As the pace quickened, the non-African challengers fell back. Instead the race was down to three Moroccans (Boulami, Sghir and Lahlafi), two Kenyans (Kirui and Kororia), and Bikila.

The Ethiopian edged ahead momentarily with three laps remaining, but thereafter Kirui was in front. The relaxed Kenyan speeded up when Lahlafi challenged with 500m to go. He led all the way around the last lap (56.56), repelling another attack from Sghir and withstanding the finishing kicks of Lahlafi and Kororia.

#### First round (First 4 & 3 fastest to final) (Aug 11)

**Heat 1:** 1, Baumann 13:30.59; 2, Lahlafi 13:31.21; 3, Hanneck 13:31.93; 4, Bikila 13:32.47; 5, Enrique Molina ESP 13:32.87; 6, Rob Denmark GBR 13:37.14; 7, Simon Chemoiywo KEN 13:39.04; 8, Reda Benzine ALG 13:45.39; 9, Hamid Sadjadi IRI 13:53.40; 10, Jan Pešava CZE 13:53.86; 11, Panayiotis Papoulias GRE 14:00.93; 12, Atiq Naaji FRA 14:06.28; 13, Bahadur Prasad IND 14:09.51; 14, Jim Spivey USA 14:25.39; 15, Mahmoud-Hasini Sreiss JOR 14:38.15; Paulo Guerra POR DNS

**Heat 2:** 1, Di Napoli 13:23.87; 2, Boulami 13:24.05; 3, Carroll 13:24.19; 4, Kirui

13:24.30; 5, Jiménez 13:24.83; 6, Nuttall 13:25.18; 7, Béhar 13:26.70; 8, Robert Stefko SVK 13:30.70; 9, Mark Coogan USA 13:36.86; 10, Aurelio Miti ANG 13:40.12; 11, Vener Kashayev RUS 13:45.35; 12, Silvio Guerra ECU 13:45.81; Abdel Kareem Moti PLE & José Ramos POR DNF; Haile Gebrselassie ETH & Charles Mulinga ZAM DNS

**Heat 3:** 1, Sghir 13:24.56; 2, Bayissa 13:25.19; 3, Kororia 13:25.27; 4, Kennedy 13:26.72; 5, Shaun Creighton AUS 13:29.43; 6, Manuel Pancorbo ESP 13:33.74; 7, Ricardo Herrera MEX 13:35.90; 8, Cormac Finnerty IRL 13:36.01; 9, Mohamed Ezzher FRA 13:37.05; 10, Yahia Azaidj ALG 13:47.63; 11, Rudy Walem BEL 13:59.87; 12, Adrian Passey GBR 14:08.06; 13, Siphon Dlamini SWZ 14:34.99; 14, Ali Awad LBN 14:46.80; 15, Said Gomez PAN 15:07.13; Alyan Al-Qahtani KSA DNS

### Athens 1997

#### Final (Aug 10)

|    |                     |           |   |
|----|---------------------|-----------|---|
| 1, | Daniel Komen        | KEN       | 13:07.38  |
| 2, | Khalid Boulami      | MAR       | 13:09.34  |
| 3, | Tom Nyariki         | KEN       | 13:11.09  |
| 4, | Smail Sghir         | MAR       | 13:17.45  |
| 5, | Dieter Baumann      | GER       | 13:17.64  |
| 6, | Bob Kennedy         | USA       | 13:19.45  |
| 7, | El Hassan Lahssini  | MAR       | 13:20.52  |
| 8, | Enrique Molina      | ESP       | 13:24.54  |
| 9, | Manuel Pancorbo ESP | 13:25.78; | 10, Fita Bayissa ETH 13:25.98; 11, Abdellah Béhar FRA 13:29.10; 12, Worku Bikila ETH 13:30.02; 13, Paul Bitok KEN 13:30.25; 14, Dionisio Castro POR 13:31.74; 15, Pablo Olmedo MEX 14:05.59 |

The title remained in Kenyan hands even though Kirui, seeking a hat-trick of victories, failed to survive his heat. With Gebrselassie opting only for the 10,000m, the overwhelming favourite was Komen whose exploits during 1997 included a Commonwealth 1500 record of 3:29.46, a Kenyan mile record of 3:46.38, a barrier-breaking world 2 miles best of 7:58.61 and a world 5000 record of 12:39.74. In Athens the early pace was very slow before first Baumann and then Nyariki pepped it up with a third kilometre covered in 2:32.12. Shortly afterwards Komen bolted ahead, running a sub-58 eighth lap and building up a big lead. He was 40m up at the bell and although the gap was narrowed considerably on the last lap by Boulami, who outkicked Nyariki for silver, Komen completed his final 3000m in 7:33.91!

#### First round (First 5 & 5 fastest to final) (Aug 8)

**Heat 1:** 1, Sghir 13:19.69; 2, Baumann 13:19.81; 3, Komen 13:19.87; 4, Molina 13:22.74; 5, Bitok 13:24.85; 6, Béhar 13:26.50; 7, Bikila 13:31.18; 8, Alan Culpepper USA 13:34.74; 9, Anacleto Jiménez ESP 13:36.55; 10, Keith Cullen GBR 13:42.40; 11, Ahmad Warsama QAT 13:49.55; 12, Sergey Drygin RUS 13:55.56; 13, Jeff Schiebler CAN 13:57.31; 14, Mark Carroll IRL 13:57.88; 15, Rob Denmark GBR 13:58.08; 16, Ali El-Zaidi LBA 13:58.26; 17, Néstor García URU 14:12.15; 18, Francis Munthali MAW 14:14.80; Jonathan Wyatt NZL DNF; Marco A. Condori BOL DNS

**Heat 2:** 1, Kennedy 13:23.07; 2, Boulami 13:23.46; 3, Nyariki 13:23.55; 4, Lahssini 13:23.75; 5, Castro 13:24.51; 6, Pancorbo 13:25.71; 7, Olmedo 13:27.65; 8, Bayissa 13:28.54; 9, Ismael Kirui KEN 13:34.52; 10, Ayele Mezegebu ETH 13:38.96; 11, Mustapha Essaid FRA 13:39.11; 12, Panayiotis Papoulias GRE 13:58.27; 13, Brian Baker USA 14:03.95; 14, Adrian Passey GBR 14:07.49; 15, Samuli Vasala FIN 14:10.92; 16, Yohannes Ghirmai ERI 14:59.47; 17, Kama Lekade TOG 15:00.21; 18, Yeli Moussa NIG 15:00.61

### Seville 1999

#### Final (Aug 28)

|    |                  |           |   |
|----|------------------|-----------|---|
| 1, | Salah Hissou     | MAR       | 12:58.13  |
| 2, | Benjamin Limo    | KEN       | 12:58.72  |
| 3, | Mohammed Mourhit | BEL       | 12:58.80  |
| 4, | Brahim Lahlafi   | MAR       | 12:59.09  |
| 5, | Daniel Komen     | KEN       | 13:04.71  |
| 6, | Fita Bayissa     | ETH       | 13:13.86  |
| 7, | Haylu Mekonnen   | ETH       | 13:18.97  |
| 8, | Million Wolde    | ETH       | 13:20.81  |
| 9, | Bob Kennedy USA  | 13:23.52; | 10, Pablo Olmedo MEX 13:27.74; 11, Manuel Pancorbo ESP 13:32.12; 12, Adam Goucher USA 13:39.24; 13, Isaac Viciosa ESP 13:49.59; 14, Mark Carroll IRL 13:52.23; Brahim Jabbour MAR DNF |

Led by Hissou, natives of Morocco claimed three of the top four places in a race in which the first non African-born finisher, Kennedy, filled



## Paris 2003

ninth place nearly half a lap behind the winner. Kennedy led at 1000m in a steady 2:38.16 but on the fourth lap Hissou tested the opposition with a 59.91 before conceding the lead to Limo. Hissou tried another burst leading up to 3000m (7:52.54), opening up 6m over Limo and Lahlafi with defending champion Komen next. He eased again and Komen took over for a lap before Hissou regained the lead.

With 600m to go the race was between Hissou, Lahlafi and Mourhit (a Moroccan running for Belgium contesting his first major track final), with Limo and Komen detached. At the bell (12:01.94) it was Lahlafi ahead, and 200m out (12:30.39) it was Mourhit, but Hissou sprinted to victory. The fastest finisher was Limo, who moved from fourth to second in the late stages with a 26.9 final 200m. The first four broke 13 minutes and the championship record of 13:02.75.

**First round (First 5 & 5 fastest to final) (Aug 25)**

**Heat 1:** 1, Lahlafi 13:34.26; 2, Bayissa 13:35.33; 3, Hissou 13:36.60; 4, Limo 13:36.79; 5, Wolde 13:36.89; 6, Kennedy 13:37.51; 7, Mustapha Essaid FRA 13:37.87; 8, Alberto Garcia ESP 13:39.56; 9, Mizan Mehari AUS 13:48.43; 10, Sergey Lebed UKR 13:52.10; 11, Philip Mosima KEN 13:52.56; 12, Marius Bakken NOR 13:53.07; 13, Keith Cullen GBR 13:53.92; 14, David Galván MEX 13:54.29; 15, Joseph Nsengiyumya RWA 14:10.16; 16, Samuli Vasala FIN 14:11.20; 17, Mustapha Hassan Dukal DJI 14:33.74; 18, Moussa Yelli NIG 14:57.22

**Heat 2:** 1, Mourhit 13:28.96; 2, Mekonnen 13:29.00; 3, Komen 13:29.39; 4, Jabbour 13:29.42; 5, Goucher 13:29.49; 6, Olmedo 13:29.95; 7, Viciosa 13:31.27; 8, Pancorbo 13:32.61; 9, Carroll 13:34.98; 10, Halez Taguelmint FRA 13:40.57; 11, Rob Denmark GBR 13:41.28; 12, Lee Troop AUS 13:42.96; 13, Yonas Kifle ERI 13:46.82; 14, Toshinari Takaoka JPN 13:47.44; 15, Salvatore Vincenti ITA 14:03.36; 16, Eric Quiros CRC 14:04.64; 17, Dan Browne USA 14:18.51; António Pinto POR DNS

## X

## Edmonton 2001

**Final (Aug 10)**

|    |                |     |          |
|----|----------------|-----|----------|
| 1, | Richard Limo   | KEN | 13:00.77 |
| 2, | Million Wolde  | ETH | 13:03.47 |
| 3, | John Kibowen   | KEN | 13:05.20 |
| 4, | Alberto García | ESP | 13:05.60 |
| 5, | Smail Sghir    | FRA | 13:07.71 |
| 6, | Sammy Kipketer | KEN | 13:08.46 |
| 7, | Abiyote Abate  | ETH | 13:14.07 |
| 8, | Haylu Mekonnen | ETH | 13:20.24 |

9, Marius Bakken NOR 13:22.07; 10, Adam Goucher USA 13:24.00; 11, Driss El Himer FRA 13:28.14; 12, Mohamed Aryn MAR 13:28.90; 13, Saïdi El Wardi MAR 13:43.40; 14, Isaac Viciosa ESP 14:01.32; Ali Saïdi-Sief ALG DQ (r40.1) (13:02.16)

**Rightful finalist:** Mark Carroll IRL

The Kenyans worked together to defeat the Algerian favourite Ali Saïdi-Sief. First Richard Limo raced through the first lap in 59.07, then Sammy Kipketer took over to pass 1000m in 2:31.51. He led by 15m at 2000m (5:09.48) and was still 10m up at 3000m (7:51.18). Then Saïdi-Sief moved ahead and his 61.32 10th lap succeeded in reducing the leading pack from 10 to three: himself, Limo and Olympic Champion Wolde. The Algerian ran strongly, but he had no response when Limo launched his finishing kick. The Kenyan sprinted past around the last bend and covered the last 100m in 13.2 to Saïdi-Sief's 15.2. The winner's final lap was covered in 55.3.

"We decided that it was the time to get the Kenyans back to winning races," said Limo, "so we sat down and planned how the race would be won."

Saïdi-Sief was later disqualified and suspended for two years after failing a doping control test.

**First round (First 5 & 5 fastest to final) (Aug 6)**

**Heat 1:** 1, Wolde 13:28.76; 2, Limo 13:28.78; 3, Himer 13:28.87; 4, Abate 13:28.88; 5, Kipketer 13:28.90; 6, Bakken 13:32.34; 7, Viciosa 13:32.39; 8, Wardi 13:36.24; 9, Mark Carroll IRL 13:37.27; 10, Mauricio Díaz CHI 13:38.07; 11, Khoudir Aggoune ALG 13:43.95; 12, Pablo Olmedo MEX 14:02.90; 13, Mohammed Yagoub SUD 14:03.27; 14, Ali El-Zaidi LBA 14:16.08; 15, Nick Rogers USA 14:33.39; 16, Esam Salah Juaim YEM 15:21.11; 17, Chamkaur Singh Dhaliwal SGP 15:23.56; Saïdi-Sief DQ (r40.1) (13:28.58)

**Heat 2:** 1, Mekonnen 13:32.11; 2, Sghir 13:32.60; 3, Goucher 13:32.92; 4, García 13:33.64; 5, Aryn 13:34.54; 6, Kibowen 13:35.09; 7, Samir Moussaoui ALG 13:40.09; 8, Ahmed Warsama QAT 13:41.07; 9, Sergiy Lebid UKR 13:43.78; 10, Yonas Kifle ERI 13:44.16; 11, Enrique Molina ESP 13:45.97; 12, Dennis Jensen DEN 13:47.90; 13, Mike Openshaw GBR 14:00.84; 12, Jafar Babakhani IRI 14:14.64; 15, Rodwell Kamwendo MAW 14:21.44; 16, Tom Compennolle BEL 14:27.83; 17, Jeremy Deere CAN 14:30.92

**Final (Aug 31)**

|     |                             |     |          |
|-----|-----------------------------|-----|----------|
| 1,  | Eliud Kipchoge              | KEN | 12:52.79 |
| 2,  | Hicham El Guerrouj          | MAR | 12:52.83 |
| 3,  | Kenenisa Bekele             | ETH | 12:53.12 |
| 4,  | John Kibowen                | KEN | 12:54.07 |
| 5,  | Abraham Chebii              | KEN | 12:57.74 |
| 6,  | Gebre-egziabher Gebremariam | ETH | 12:58.08 |
| 7,  | Richard Limo                | KEN | 13:01.13 |
| 8,  | Zersenay Tadese             | ERI | 13:05.57 |
| 9,  | Juan Carlos de la Ossa      | ESP | 13:21.04 |
| 10, | Abderrahim Goumri           | MAR | 13:23.67 |
| 11, | Abiyote Abate               | ETH | 13:23.81 |
| 12, | Alejandro Suárez            | MEX | 13:24.51 |
| 13, | Christian Belz              | SUI | 13:26.02 |
| 14, | Moukhled Al-Outaibi         | KSA | 13:38.92 |
| 15, | Jorge Torres                | USA | 13:43.37 |

El Guerrouj and Bekele each were bidding for a second Paris gold. The former had won at 1500m four days before this final, while the Ethiopian had taken the 10,000m title one week earlier. It was Bekele who attacked at the start, covering the first three kilometres in 2:31.94, 2:35.33 and 2:38.17 (7:45.44 at 3000m). In the seventh lap, with eight men in contention, the pace slowed with Bekele a reluctant leader. World junior record holder Kipchoge took over and presided over a 2:43.02 fourth kilometre.

El Guerrouj then repeated his tactic from the 1500m final, to wear down the opposition with a kick 800m from home. He ran the penultimate lap in 59.7 and the race was down to five: himself, Kipchoge, Bekele, Kibowen and Chebii. The two elder Kenyans lost touch, but Kipchoge and Bekele closed in on the Moroccan on the final bend. Could El Guerrouj hold on like in the 1500m final? No, because the 18 year-old Kipchoge edged past in the final 50m. Bekele's finishing sprint wasn't quite as quick as in the 10,000m and he settled for the bronze.

**First round (First 5 & 5 fastest to final) (Aug 28)**

**Heat 1:** 1, Bekele 13:38.03; 2, Kipchoge 13:38.73; 3, Kibowen 13:40.72; 4, Goumri 13:42.09; 5, de la Ossa 13:42.23; 6, Tadese 13:42.41; 7, Boniface Kiprof UGA 13:42.88; 8, Salah Hissou MAR 13:44.27; 9, Erik Sjöqvist SWE 13:55.89; 10, Khoudir Aggoune ALG 13:56.41; 11, Yawo Kloutse TOG 14:45.85; Cathal Lombard IRL, Michael Aish NZL & Fabiano Joseph TAN DNS

**Heat 2:** 1, Gebremariam 13:32.46; 2, Chebii 13:32.54; 3, Limo 13:32.82; 4, Guerrouj 13:32.88; 5, Abate 13:33.24; 6, Al-Outaibi 13:33.91; 7, Belz 13:36.54; 8, Suárez 13:41.97; 9, Torres 13:42.42; 10, Abdulhak Zakaria BRN 13:44.15; 11, Hassan Mourhit BEL 14:09.14; 12, Eduardo Buenavista PHI 14:12.55; Kamiel Maase NED, Abdullah Ahmad Hassan QAT & John Yuda TAN DNS

## Helsinki 2005

**Final (Aug 14)**

|     |                     |     |          |
|-----|---------------------|-----|----------|
| 1,  | Benjamin Limo       | KEN | 13:32.55 |
| 2,  | Sileshi Sihine      | ETH | 13:32.81 |
| 3,  | Craig Mottram       | AUS | 13:32.96 |
| 4,  | Eliud Kipchoge      | KEN | 13:33.04 |
| 5,  | Ali Saïdi-Sief      | ALG | 13:33.25 |
| 6,  | John Kibowen        | KEN | 13:33.77 |
| 7,  | Tariku Bekele       | ETH | 13:34.76 |
| 8,  | Dejene Berhanu      | ETH | 13:34.98 |
| 9,  | Moukhled Al-Outaibi | KSA | 13:35.29 |
| 10, | Isaac Songok        | KEN | 13:37.10 |
| 11, | Boniface Kiprof     | UGA | 13:37.73 |
| 12, | Marius Bakken       | NOR | 13:38.63 |
| 13, | James Kwalia        | QAT | 13:38.90 |
| 14, | Zersenay Tadese     | ERI | 13:40.27 |
| 15, | Fabiano Joseph      | TAN | 13:42.50 |

Kenenisa Bekele was only running the 10,000m in Helsinki, and El Guerrouj now retired, the heats still promised much, as Isaac Songok took the first race in 13:20.36 with the fourth placer (and last automatic qualifier) running 13:21.20. The other heat was the fastest-ever preliminary as reigning champion Kipchoge won with 13:12.86 just ahead of Mottram and Sihine.

Having made the final, each of the runners decided that he had the best finish, with the result that no-one wanted to lead. The time at 3000m was 8:27.74, more than 20 seconds slower than either heat. With four laps to go Bakken upped the pace with laps of 60.8 and 61.9. Just after 4000m Sihine took the lead, and ran the penultimate lap in 60.9, with Kipchoge and Mottram the closest followers. With 200m to

go Limo was fourth, having cut off Saïdi-Sief who attempted to overtake on the inside. Limo accelerated past Kipchoge with 60m to go and passed Sihine 30m later. Mottram just caught Kipchoge before the line to take bronze behind Sihine. Limo's last 200m was covered in 25.8, and his last mile in 3:58.9.

#### First round (First 4 & 7 fastest to final) (Aug 11)

**Heat 1:** 1, Songok 13:20.36; 2, Bekele 13:20.66; 3, Kibowen 13:21.08; 4, Berhanu 13:21.20; 5, Kwalia 13:21.36; 6, Tadese 13:22.36; 7, Kiprop 13:22.44; 8, Wilson Busienei UGA 13:25.36; 9, Alberto García ESP 13:25.44; 10, Ian Dobson USA 13:27.16; 11, Hicham Bellani MAR 13:29.44; 12, Alejandro Suárez MEX 13:31.63; 13, Sergiy Lebid UKR 13:43.50; 14, Reid Coolsaet CAN 13:53.15; 15, Roberto García ESP 13:59.50; 16, Ryan Hall USA 13:59.86; 17, Eduardo Buenavista PHI 14:24.90; 18, Michael Sanchez GIB 15:34.82; 19, Mostafa Mohammed PLE 15:37.04

**Heat 2:** 1, Kipchoge 13:12.86; 2, Mottram 13:12.93; 3, Sihine 13:13.04; 4, Saïdi-Sief 13:13.50; 5, Limo 13:14.30; 6, Joseph 13:18.18; 7, Al-Outaibi 13:20.06; 8, Bakken 13:22.00; 9, Mohammed Mourhit BEL 13:22.87; 10, Samson Kipflemariam ERI 13:31.05; 11, Essa Ismail Rashed QAT 13:31.73; 12, Moses Kipsiro UGA 13:32.35; 13, Tim Broe USA 13:51.17; 14, Thiha Aung MYA 14:33.69; 15, Francis Khanje MAW 14:51.49; Jesús España ESP DQ (r163.3); Günther Weidlinger AUT, Mohammed Amyn MAR & Abderrahim Goumri MAR DNS

## Osaka 2007

### Final (Sep 2)

|                    |     |          |
|--------------------|-----|----------|
| 1, Bernard Lagat   | USA | 13:45.87 |
| 2, Eliud Kipchoge  | KEN | 13:46.00 |
| 3, Moses Kipsiro   | UGA | 13:46.75 |
| 4, Matt Tegenkamp  | USA | 13:46.78 |
| 5, Tariku Bekele   | ETH | 13:47.33 |
| 6, Mohamed Farah   | GBR | 13:47.54 |
| 7, Jesús España    | ESP | 13:50.55 |
| 8, Abreham Cherkos | ETH | 13:51.01 |

9, Felix Kibore QAT 13:51.18; 10, Ali Abdalla Afringi ERI 13:52.69; 11, Adam Goucher USA 13:53.17; 12, Hicham Bellani MAR 13:55.44; 13, Craig Mottram AUS 13:56.24; 14, Juan Luis Barrios MEX 13:59.86; 15, Benjamin Limo KEN 14:01.25

The first heat brought a shock when both Kenyan representatives were outside the automatic qualifying zone in what was a slow race in sapping conditions (29°C, 71% humidity). Former champion Kipchoge won the second heat in 13:33.37, but his compatriots did not advance.

Logic dictated that for any athlete to beat the new 1500m champion, it would be necessary to take the sting out of his finish. However the tempo was slow from the start, the opening lap taking 68.41. The first three kilometres of the final saw that of the finalists hoping to beat Lagat, none did enough to test the American. An opening kilometre of 3:00.35 from defending champion Limo, was followed by sections of 2:46.72, 2:49.92 and 2:45.47.

The lap to the bell took 58.4 with Farah leading. Kipchoge took over with 200 to go, as Lagat cruised comfortably in fifth place. The American finally took the lead with 80m to go, and held off Kipchoge by a metre, to become the first athlete to win the World 1500/5000 double. Lagat had run his last 400 in 52.3, and his last kilometre in 2:23.0. "That was good for me," he said "Everybody waited until the last lap. I think I ran a smart race. I waited until the last 100."

#### First round (First 5 & 5 fastest to final) (Aug 30)

**Heat 1:** 1, Bekele 13:46.42; 2, España 13:46.45; 3, Lagat 13:46.57; 4, Bellani 13:46.64; 5, Kipsiro 13:46.86; 6, Khoudir Aggoune ALG 13:47.36; 7, Isaac Songok KEN 13:47.42; 8, Ahmed Baday MAR 13:47.83; 9, Joseph Ebuya KEN 13:48.21; 10, Tonny Wamulwa ZAM 13:50.95; 11, Bekana Daba ETH 13:53.16; 12, Charles Koech QAT 13:53.36; 13, Alistair Cragg IRL 13:59.45; 14, Erik Sjöqvist SWE 14:05.69; 15, Yuu Mitsuya JPN 14:07.38; Dan Mallam Kabirou NIG DNF

**Heat 2:** 1, Kipchoge 13:33.37; 2, Cherkos 13:33.62; 3, Tegenkamp 13:35.05; 4, Mottram 13:36.18; 5, Barrios 13:37.12; 6, Farah 13:39.13; 7, Limo 13:41.47; 8, Goucher 13:41.65; 9, Afringi 13:42.00; 10, Kibore 13:46.23; 11, Dieudonné Disi RWA 13:47.30; 12, Jan Fitschen GER 13:48.39; 13, Adam Ismail Khamis BRN 13:50.30; 14, Mourad Maarofit MAR 13:54.65; 15, Takayuki Matsumiya JPN 13:54.95; 16, Stephen Kiprotich UGA 14:04.22; 17, Cleveland Forde GUY 15:25.12; 18, Aung Thi Ha MYA 15:41.08

## Berlin 2009

### Final (Aug 23)

|                    |     |          |
|--------------------|-----|----------|
| 1, Kenenisa Bekele | ETH | 13:17.09 |
| 2, Bernard Lagat   | USA | 13:17.33 |

|                   |     |          |
|-------------------|-----|----------|
| 3, James Kwalia   | QAT | 13:17.78 |
| 4, Moses Kipsiro  | UGA | 13:18.11 |
| 5, Eliud Kipchoge | KEN | 13:18.95 |
| 6, Ali Abdosh     | ETH | 13:19.11 |
| 7, Mohamed Farah  | GBR | 13:19.69 |
| 8, Matt Tegenkamp | USA | 13:20.23 |

9, Vincent Chepkok KEN 13:21.31; 10, Jesús España ESP 13:22.07; 11, Chakir Boujattaoui MAR 13:23.05; 12, Chris Solinsky USA 13:25.87; 13, Joseph Ebuya KEN 13:39.59; 14, Anis Selmouni MAR 13:44.59; 15, Teklemariam Medhin ERI 13:44.65; 16, Collis Birmingham AUS 13:55.58

The heats were notable for the tribulations of new Ethiopian Ali Abdosh, who accidentally lost a shoe in the first lap then spent 16 seconds trying to replace it before re-joining the race and valiantly attempting to make up lost ground to huge applause from the crowd. He fell three places short of qualifying by right, but was generously advanced to the final by decision of the referee.

The pace in the final was slow with the first kilometre covered in 2:54.35. The pace picked up with kilos of 2:39.82, 2:40.46 and 2:37.59 without significantly breaking up the pack. Bekele covered the penultimate lap in 60.21 seconds, but there were still 12 athletes in contact. Former champion Kipchoge ran alongside Bekele down the final back straight, but slipped back as Bekele ran his penultimate 100 in 13.02. In the meantime Lagat worked himself into an ideal position at Bekele's shoulder with 100m left. The American attacked and edged ahead with 80m to go, but Bekele fought back and won by two metres.

#### First round (First 5 & 5 fastest to final) (Aug 20)

**Heat 1:** 1, Bekele 13:19.77; 2, Tegenkamp 13:19.87; 3, Farah 13:19.94; 4, Chepkok 13:20.24; 5, España 13:20.40; 6, Solinsky 13:20.64; 7, Ebuya 13:22.41; 8, Selmouni 13:22.95; 9, Medhin 13:23.48; 10, Birmingham 13:23.48; 11, Saif Saaed Shaheen QAT 13:26.35; 12, Geoffrey Kusuro UGA 13:28.48; 13, Abdosh 13:36.52; 14, Daniele Meucci ITA 13:37.79; 15, Etienne Bizimana BDI 14:06.02; 16, Yuichiro Ueno JPN 14:30.76; Bayron Piedra ECU DNF; Juan Luis Barrios MEX & Fabiano Joseph TAN DNS

*Abdosh – who accidentally lost a shoe then spent 16 seconds trying to replace it before re-joining the race – was advanced to the final by decision of the Referee*

**Heat 2:** 1, Kipsiro 13:22.98; 2, Kipchoge 13:23.34; 3, Kwalia 13:23.57; 4, Lagat 13:23.73; 5, Boujattaoui 13:23.83; 6, Bekana Daba ETH 13:23.86; 7, Samuel Tsegay ERI 13:26.78; 8, Morhad Amdouni FRA 13:29.64; 9, Kidane Tadese ERI 13:30.85; 10, Alemayehu Bezabeh ESP 13:33.52; 11, Evan Jager USA 13:39.80; 12, Alistair Cragg IRL 13:46.34; 13, Arne Gabius GER 13:49.13; 14, Moses Kibet UGA 13:52.38; 15, Sergio Sánchez ESP 13:53.51; 16, Marco Joseph TAN 13:53.67; 17, Tonny Wamulwa ZAM 14:01.67; 18, Mohamed Ali Mohamed SOM 14:34.62; 19, Omar Abusaid PLE 15:14.88; Hussain Jamaan Al-Hamdah KSA DQ (r40.9) (13:44.59)

## X

## Daegu 2011

### Final (Sep 4)

|                      |     |          |
|----------------------|-----|----------|
| 1, Mohamed Farah     | GBR | 13:23.36 |
| 2, Bernard Lagat     | USA | 13:23.64 |
| 3, Dejen Gebremeskel | ETH | 13:23.92 |
| 4, Isiah Koech       | KEN | 13:24.95 |
| 5, Abera Kuma        | ETH | 13:25.50 |
| 6, Thomas Longosiwa  | KEN | 13:26.73 |
| 7, Eliud Kipchoge    | KEN | 13:27.27 |
| 8, Bilisuma Shugi    | BRN | 13:27.67 |

9, Galen Rupp USA 13:28.64; 10, Daniele Meucci ITA 13:29.11; 11, Amanuel Mesel ERI 13:33.99; 12, Jesús España ESP 13:33.99; 13, Alistair Cragg IRL 13:45.33; 14, Jake Robertson NZL 14:03.09; Imane Merga ETH DQ (r163.3) (13:23.78); Hussain Jamaan Al-Hamdah KSA DQ (r40.9) (13:34.83)

**Rightful finalist:** Abraham Kiplimo UGA

The final was a slow affair, with the athletes apparently playing into the hands of 2007 winner Lagat. Of the first 11 laps, only two were quicker than 63.9, the slowest being 72.8. Farah led with two laps to go, when 14 men were still in contention. A lap of 62.3 dissuaded nobody, though Longosiwa was unlucky to fall 550m from the finish. Farah was just behind Kipchoge at the bell, then edged in front with Gebremeskel on his shoulder.

The Ethiopian briefly took the lead early in the back straight, but Farah held the inside and regained first place for good with just over 200m to go. Behind these two Merga elbowed Koech, and in the finishing straight edged Lagat out into lane three just as the American was

## Beijing 2015

making his bid to win. Up ahead Farah maintained his form to finish two metres clear of the Kenyan-born American. It was the first time a Briton had been first in a global 5000m since Charles Bennett was the winner in the 1900 Olympic team race. Both Farah and Lagat clocked 52.6 for their closing laps. Merga overhauled Gebremeskel for the bronze and duly appeared on the podium, but then was disqualified as it was noticed he had run several strides inside the kerb as the field bunched just after the bell. Defending champion Kenenisa Bekele was inexplicably declared for the heats despite already having left Korea following his failure in the Daegu 10,000m.

**First round (First 5 & 5 fastest to final) (Sep 1)**

**Heat 1:** 1, Lagat 13:33.90; 2, Longosiwa 13:34.46; 3, Gebremeskel 13:34.48; 4, Koech 13:34.54; 5, Rupp 13:34.91; 6, Shugi 13:35.86; 7, Meucci 13:39.90; 8, Javier Carriqueo ARG 13:47.51; 9, Collis Birmingham AUS 13:47.88; 10, Mumin Gala DJI 13:48.19; 11, Rui Silva POR 13:50.16; 12, Craig Mottram AUS 13:56.60; 13, Moses Kibet UGA 14:05.15; 14, Goitom Kifle ERI 14:06.42; 15, Abdishakur Nageye Abdulle SOM 15:13.64; Mounir Miout ALG & Francisco Javier Alves ESP DNF; Kenenisa Bekele ETH DNS; Al-Hamdah DQ (r40.9) (13:35.47)

**Heat 2:** 1, Merga 13:37.96; 2, Farah 13:38.03; 3, Kuma 13:38.41; 4, Kipchoge 13:39.02; 5, Cragg 13:39.36; 6, Mesel 13:39.97; 7, España 13:40.38; 8, Abraham Kiplimo UGA 13:44.09; 9, Andrew Bumbalough USA 13:44.38; 10, Elroy Gelant RSA 13:48.33; 11, Ben St. Lawrence AUS 13:51.64; 12, Robertson 13:53.57; 13, Geoffrey Kusuro UGA 13:54.58; 14, Dejene Regassa BRN 13:56.83; 15, Sylvain Rukundo RWA 13:58.92; 16, Rabah Aboud ALG 14:00.34; 17, Gérard Gahungu BDI 14:09.15; 18, Kazuya Watanabe JPN 14:20.62; 19, Baek Seung-Ho KOR 15:01.37; 20, Christian Ngingba GAB 18:44.06; Abdullah Abdulaziz Al-Joud KSA DNF. *Robertson advanced to final by the decision of the Referee after having been tripped*

## Moscow 2013

**Final (Aug 16)**

|    |                  |     |  |
|----|------------------|-----|--|
| 1, | Mohamed Farah    | GBR | 13:26.98   |
| 2, | Hagos Gebrhiwet  | ETH | 13:27.26 (13:26.259)   |
| 3, | Isiah Koech      | KEN | 13:27.26 (13:26.260)   |
| 4, | Thomas Longosiwa | KEN | 13:27.67   |
| 5, | Edwin Soi        | KEN | 13:29.01   |
| 6, | Bernard Lagat    | USA | 13:29.24   |
| 7, | Muktar Edris     | ETH | 13:29.56   |
| 8, | Galen Rupp       | USA | 13:29.87   |
| 9, | Yenew Alamirew   | ETH | 13:31.27; 10, Ryan Hill USA 13:32.69; 11, Dejene Regassa BRN 13:34.54; 12, Elroy Gelant RSA 13:43.58; 13, Sindre Buraas NOR 13:45.67; 14, Zane Robertson NZL 13:46.55; 15, Brett Robinson AUS 14:03.77 |

Daegu winner Farah was the man to beat. He had since won two Olympic golds and set a European 1500m record of 3:28.81. Six days earlier, he had won the Moscow 10,000m with the fastest closing sprint.

The Kenyans appeared to try a surging tactic in this final, which Koech opened with a 71.54 lap followed by one of 61.27, according to the transponder on his bib. Longosiwa followed, but then the field closed up and Farah himself took control as the pace settled down. Koech was again in front by 3000m, but that point was reached in a funeral 8:27.87. The Kenyan – who later described himself as a “sacrificial lamb” – surged again with a 61.02 lap to 3400m.

Farah duelled with Alamirew before returning to the front with around 600m to go, having covered the penultimate backstraight in a snappy 13.67. The British runner characteristically rebuffed all efforts to overtake him with a last lap of 53.44 by transponder (or 53.51 by photo-cell), having covered his last personal 1000m in 2:22.12. Koech and Longosiwa threatened in the finishing straight, but even quicker in the last 100m was Gebrhiwet, whose 13.05 carried him past the two Kenyans to snatch the silver medal by one thousandth.

**First round (First 5 & 5 fastest to final) (Aug 13)**

**Heat 1:** 1, Gebrhiwet 13:23.22; 2, Alamirew 13:23.48; 3, Lagat 13:23.59; 4, Longosiwa 13:23.94; 5, Hill 13:24.19; 6, Gelant 13:25.07; 7, Robinson 13:25.38; 8, Buraas 13:26.69; 9, Robertson 13:27.89; 10, John Kipkoech KEN 13:31.21; 11, Phillip Kipyeko UGA 13:33.68; 12, Arne Gabius GER 13:34.26; 13, Aziz Lahbabi MAR 13:37.75; 14, Sergio Sánchez ESP 13:52.05; 15, Grevazio Mpani MAW 14:15.65

**Heat 2:** 1, Edris 13:20.82; 2, Soi 13:21.44; 3, Koech 13:22.19; 4, Rupp 13:23.91; 5, Farah 13:23.93; 6, Regassa 13:25.21; 8, Ben St. Lawrence AUS 13:33.64; 9, Alemayehu Bezabeh ESP 13:34.68; 10, Byron Piedra ECU 13:35.38; 11, Yuki Sato JPN 13:37.07; 12, Diego Estrada MEX 13:48.30; 13, Rinas Akhmediyev RUS 13:58.38; 14, Jake Robertson NZL 14:09.50; Othmane El Goumri MAR DQ (r40.9) (13:31.08)

**Final (Aug 29)**

|                                  |                               |                                  |                               |          |
|----------------------------------|-------------------------------|----------------------------------|-------------------------------|----------|
| 1,                               | Mohamed Farah                 | GBR                              | 13:50.38                      |          |
| 2,                               | Caleb Ndiku                   | KEN                              | 13:51.75                      |          |
| 3,                               | Hagos Gebrhiwet               | ETH                              | 13:51.86                      |          |
| 4,                               | Yomif Kejelcha                | ETH                              | 13:52.43                      |          |
| 5,                               | Galen Rupp                    | USA                              | 13:53.90                      |          |
| 6,                               | Ben True                      | USA                              | 13:54.07                      |          |
| 7,                               | Ryan Hill                     | USA                              | 13:55.10                      |          |
| 8,                               | Isiah Koech                   | KEN                              | 13:55.98                      |          |
| 9,                               | Ali Kaya TUR                  | 13:56.51; 10, Edwin Soi KEN      | 13:59.02; 11, Albert Rop BRN  |          |
| 14:00.12; 12, Mohammed Ahmed CAN | 14:00.38; 13, Imane Merga ETH | 14:01.60; 14, Richard Ringer GER | 14:03.72; 15, Tom Farrell GBR | 14:08.87 |

The final started so slowly that Farah was able to veer off for a drink on lap three and lose almost no ground. Merga stopped the photo-cell timer at 3000m in only 8:47.28. The Ethiopian increased the tempo slightly, then Farah took over with three laps to go. A sharper burst of pace was finally injected by Ndiku just before 4200m. The Kenyan ran the penultimate lap in 56.2, but still had Farah, Gebrhiwet, Kejelcha and Rupp within striking distance. Ndiku then completed the lap to 4800m in 54.34, leaving all but Farah adrift.

The Briton waited until the final 75m, then surged to become the first three-time World Champion at this event. Farah's last kilometre had taken 2:19.20 and his last 800m took 1:49.4 (just 0.7 slower than his personal best for the event), with a last lap of 52.6. Ndiku's finishing figures were also of high world class: 2:20.29, 1:50.3 and 54.04. “I knew that Farah is like a 100m runner in the finish,” the Kenyan reflected, “so my plan to kill him was to push him a bit earlier, but maybe it was already too late.”

**First round (First 5 & 5 fastest to final) (Aug 26)**

**Heat 1:** 1, Gebrhiwet 13:45.00; 2, True 13:45.09; 3, Soi 13:45.28; 4, Farrell 13:45.29; 5, Merga 13:45.41; 6, Abrar Osman ERI 13:45.55; 7, Suguru Osako JPN 13:45.82; 8, Emmanuel Kipsang KEN 13:46.43; 9, Cam Levins CAN 13:48.72; 10, Brett Robinson AUS 13:49.63; 11, Alemayehu Bezabeh ESP 13:54.13; 12, Dennis Licht NED 13:57.61; 13, Sindre Buraas NOR 13:59.07; 14, Kemoy Campbell JAM 14:00.55; 15, Aweke Ayalew BRN 14:07.18; 16, Félicien Muhitira RWA 14:11.12; 17, Vitor Aravena CHI 14:29.34; 18, Stuart Banda MAW 14:49.31; Othmane El Goumri MAR DQ (r40.1) (13:58.06)

**Heat 2:** 1, Kejelcha 13:19.38; 2, Farah 13:19.44; 3, Ahmed 13:19.58; 4, Ndiku 13:19.58; 5, Rop 13:19.61; 6, Hill 13:19.67; 7, Ringer 13:19.84; 8, Rupp 13:20.78; 9, Kaya 13:21.46; 10, Koech 13:23.51; 11, Aron Kifle ERI 13:25.85; 12, Phillip Kipyeko UGA 13:26.20; 13, Ilias Fifi ESP 13:28.29; 14, Hayle Ibrahimov AZE 13:28.77; 15, Collis Birmingham AUS 13:34.58; 16, Jesús España ESP 13:51.47; 17, Kota Murayama JPN 14:07.11; 18, Duo Bujie CHN 14:07.35; 19, Suleiman Abdille Borai SOM 15:26.65; 20, Abdullah Al-Qwabani YEM 16:02.55; Youness Essalhi MAR DNF

## 5000 METRES

**Multiple Medallists:**

|   |                 |     |                  |
|---|-----------------|-----|------------------|
| 3 | Bernard Lagat   | USA | 07-1, 09-2, 11-2 |
|   | Mohamed Farah   | GBR | 11-1, 13-1, 15-1 |
| 2 | Fita Bayissa    | ETH | 91-2, 93-3       |
|   | Ismael Kirui    | KEN | 93-1, 95-1       |
|   | Khalid Boulami  | MAR | 95-2, 97-2       |
|   | Benjamin Limo   | KEN | 99-2, 05-1       |
|   | Kenenisa Bekele | ETH | 03-3, 09-1       |
|   | Eliud Kipchoge  | KEN | 03-1, 07-2       |
|   | Hagos Gebrhiwet | ETH | 13-2, 15-3       |

**Most Finals:**

|   |          |                               |
|---|----------|-------------------------------|
| 5 | Bayissa  | 91-2, 93-3, 95-8, 97-10, 99-6 |
|   | Kipchoge | 03-1, 05-4, 07-2, 09-5, 11-7  |
|   | Farah    | 07-6, 09-7, 11-1, 13-1, 15-1  |

**Most Appearances:**

|   |              |     |                                      |
|---|--------------|-----|--------------------------------------|
| 5 | Bayissa      |     |                                      |
|   | Rob Denmark  | GBR | 91-9, 93-9, 95-6h1, 97-15h1, 99-11h2 |
|   | Bob Kennedy  | USA | 91-12, 93-5h1, 95-7, 97-6, 99-9      |
|   | Kipchoge     |     |                                      |
|   | Jesús España | ESP | 05-dqh2, 07-7, 09-10, 11-12, 15-16h2 |
|   | Farah        |     |                                      |



| Men's 5000 Metres, continued |           |           |           |           |           |           |           |           |            |
|------------------------------|-----------|-----------|-----------|-----------|-----------|-----------|-----------|-----------|------------|
| National Placings:           |           |           |           |           |           |           |           |           |            |
|                              | 1         | 2         | 3         | 4         | 5         | 6         | 7         | 8         | Points     |
| KEN                          | 7         | 3         | 4         | 4         | 4         | 3         | 2         | 2         | 152        |
| ETH                          | 1         | 5         | 4         | 2         | 2         | 4         | 5         | 5         | 112        |
| MAR                          | 2         | 3         | 1         | 3         | 2         | 2         | 1         | -         | 74         |
| USA                          | 1         | 2         | -         | 1         | 2         | 3         | 2         | 2         | 50         |
| GBR                          | 3         | -         | 1         | -         | -         | 1         | 2         | -         | 37         |
| GER                          | -         | 1         | -         | 1         | 1         | 1         | -         | -         | 19         |
| POR                          | -         | 1         | -         | -         | 1         | -         | -         | 2         | 13         |
| UGA                          | -         | -         | 1         | 1         | -         | -         | -         | -         | 11         |
| BEL                          | -         | -         | 1         | -         | 1         | -         | -         | -         | 10         |
| IRL                          | 1         | -         | -         | -         | -         | -         | -         | -         | 8          |
| FIN                          | -         | -         | 1         | -         | -         | -         | 1         | -         | 8          |
| ESP                          | -         | -         | -         | 1         | -         | -         | 1         | 1         | 8          |
| AUS                          | -         | -         | 1         | -         | -         | -         | -         | -         | 6          |
| QAT                          | -         | -         | 1         | -         | -         | -         | -         | -         | 6          |
| SUI                          | -         | -         | -         | 1         | -         | -         | -         | -         | 5          |
| URS                          | -         | -         | -         | 1         | -         | -         | -         | -         | 5          |
| ALG                          | -         | -         | -         | -         | 1         | -         | -         | -         | 4          |
| FRA                          | -         | -         | -         | -         | 1         | -         | -         | -         | 4          |
| BUL                          | -         | -         | -         | -         | -         | 1         | -         | -         | 3          |
| BDI                          | -         | -         | -         | -         | -         | -         | 1         | -         | 2          |
| AUT                          | -         | -         | -         | -         | -         | -         | -         | 1         | 1          |
| BRN                          | -         | -         | -         | -         | -         | -         | -         | 1         | 1          |
| ERI                          | -         | -         | -         | -         | -         | -         | -         | 1         | 1          |
| <b>Totals</b>                | <b>15</b> | <b>15</b> | <b>15</b> | <b>15</b> | <b>15</b> | <b>15</b> | <b>15</b> | <b>15</b> | <b>540</b> |

**10,000 Metres****Helsinki 1983****Final (Aug 9)**

|                       |     |          |
|-----------------------|-----|----------|
| 1, Alberto Cova       | ITA | 28:01.04 |
| 2, Werner Schildhauer | GDR | 28:01.18 |
| 3, Hansjörg Kunze     | GDR | 28:01.26 |
| 4, Martti Vainio      | FIN | 28:01.37 |
| 5, Gidamis Shahanga   | TAN | 28:01.93 |
| 6, Carlos Lopes       | POR | 28:06.78 |
| 7, Nick Rose          | GBR | 28:07.53 |
| 8, Christoph Herle    | FRG | 28:09.05 |

9, Mohamed Kedir ETH 28:09.92; 10, Bekele Debele ETH 28:11.13; 11, Antonio Prieto ESP 28:11.57; 12, Steve Jones GBR 28:15.03; 13, Mark Nenow USA 28:17.28; 14, Fernando Mamede POR 28:18.39; 15, Bill McChesney USA 28:34.46; 16, José Gómez MEX 28:42.61; 17, Alberto Salazar USA 28:48.42; Henrik Jørgensen DEN DNS

At the previous year's European Championships, Alberto Cova had unexpectedly outprinted the German Werner Schildhauer for the gold medal. The fact that history repeated itself in Helsinki did not detract from the most exciting of finishes to a long distance race.

On paper the Portuguese pair of Lopes and Mamede were favourites, and the latter won his heat in a fast 27:45.54. Mamede was not to be a factor in the final, run at a fluctuating but generally slow pace. Shahanga, Kedir and Debele took turns in front. The time at halfway was 14:07.11, with the field closely packed. On the 19th lap, Vainio spurred ahead with a 62.9 lap, but the pace slowed to 71.0 for the next circuit with Kedir in front.

With three laps left, Kedir and Lopes were at the front with 13 men still in contention. Halfway down the finishing straight before the bell, the imposing Schildhauer burst to the front. Kunze and Vainio followed, then the German pulled away to lead by 5m down the back-straight. Shahanga and Cova completed the chasing group of four behind Schildhauer.

The German showed no signs of fading, but Kunze gradually closed the gap around the final bend. Schildhauer hung on in front as the other four ran wide on the finishing straight. The race was almost over but any one of the five was still in a position to win. Try as he might, Kunze could not get past his team mate, and it looked as if Vainio would take a bronze behind the two Germans. Suddenly Cova, running in lane 4, began moving quicker than anyone. He went from fifth to first in the last 30m, having clocked 54.4 for the last lap in comparison with Schildhauer's 55.0.

**First round (First 5 & 8 fastest to final) (Aug 7)**

**Heat 1:** 1, Mamede 27:45.54; 2, Cova 27:46.61; 3, Shahanga 27:46.93; 4, Schildhauer 27:47.03; 5, Prieto 27:47.34; 6, Jones 27:47.57; 7, Debele 27:49.30;

8, Nenow 27:52.41; 9, Jørgensen 28:06.74; 10, Rodolfo Gómez MEX 28:25.38; 11, John Treacy IRL 28:35.58; 12, Roy Andersen NOR 29:03.45; 13, Boualem Rahoui ALG 29:10.95; 14, Domingo Tibaduiza COL 29:23.86; 15, Antoine Niyobizi BDI 30:45.10; 16, Ramon López PAR 31:27.01; Markus Ryffel SUI DNF; Mehmet Yurdadön TUR DNS

**Heat 2:** 1, Kunze 28:04.69; 2, Lopes 28:05.62; 3, Rose 28:06.05; 4, Herle 28:06.71; 5, Kedir 28:07.16; 6, Vainio 28:07.47; 7, Gómez 28:07.57; 8, McChesney 28:08.13; 9, Salazar 28:10.10; 10, Steve Binns GBR 28:12.79; 11, Peter Butler CAN 28:13.16; 12, Zacharia Barie TAN 28:22.06; 13, Musa Goda SUD 28:38.03; 14, Kunimitsu Ito JPN 29:49.04; 15, Ronald Lanzoni CRC 30:18.60; 16, Toumane Said COM 34:24.62; Stane Rozman YUG DNF; Birhanu Girma ETH & Dietmar Millonig AUT DNS

**Rome 1987****Final (Aug 29)**

|                        |     |          |
|------------------------|-----|----------|
| 1, Paul Kipkoech       | KEN | 27:38.63 |
| 2, Francesco Panetta   | ITA | 27:48.98 |
| 3, Hansjörg Kunze      | GDR | 27:50.37 |
| 4, Arturo Barrios      | MEX | 27:59.66 |
| 5, Steve Binns         | GBR | 28:03.08 |
| 6, Martin Vrabel       | TCH | 28:05.59 |
| 7, Spyros Andriopoulos | GRE | 28:07.17 |
| 8, Steve Plasencia     | USA | 28:11.38 |

9, Jean-Louis Prianon FRA 28:19.47; 10, Rolando Vera ECU 28:20.24; 11, Ezequiel Canario POR 28:28.24; 12, Mats Erixon SWE 28:29.08; 13, Paul Arpin FRA 28:29.21; 14, Zhang Guowei CHN 28:30.00; 15, Jon Solly GBR 28:31.97; 16, Salvatore Antibo ITA 28:33.77; 17, Markus Ryffel SUI 28:34.58; 18, Brian Sheriff ZIM 28:34.96; 19, Paul McCloy CAN 28:41.89; 20, Kozo Akutsu JPN 28:45.89; 21, Ed Eyestone USA 29:00.33; 22, Some Muge KEN 29:06.40; 23, Haji Bulbula ETH 29:10.45; 24, Wodajo Bulti ETH 29:17.09; 25, Habib Romdani TUN 29:21.35; 26, John Treacy IRL 29:22.14; Martti Vainio FIN & Paul Williams CAN DNF; Gerard Donakowski USA & Gerhard Hartmann AUT DNS

Knowledgeable observers had pencilled in Kipkoech as a probable winner after his victory at the 1987 African Championships, where he clocked 28:34.77 at high altitude. He dominated the race, unsettling the other runners with a 60-second fifth lap before allowing the pace to slow to 14:13.07 at halfway. At this point, Kipkoech surged again, this time sustaining the pace. He clocked 2:36.8 for the seventh kilometre, by which time he had dropped Panetta, the only man who had tried to cover the change of pace. The Kenyan, wearing a white headband, won in a championship record, having run the second half of the race in an unbelievable 13:25.57.

Several runners were confused at the finish by the lap marker which had been displaying only the number of laps required by the leaders. As a result, some stopped a lap too early and some, like Vainio, who would have placed in the first six, did not bother to restart.

The world of athletics was saddened by the news that on March 13, 1995, Paul Kipkoech (aged 32) died of cerebral malaria and tuberculosis.

**Tokyo 1991****Final (Aug 26)**

|                        |     |          |
|------------------------|-----|----------|
| 1, Moses Tanui         | KEN | 27:38.74 |
| 2, Richard Chelimo     | KEN | 27:39.41 |
| 3, Khalid Skah         | MAR | 27:41.74 |
| 4, Thomas Osano        | KEN | 27:53.66 |
| 5, Richard Nerurkar    | GBR | 27:57.14 |
| 6, Aloÿs Nizigama      | BDI | 28:03.03 |
| 7, Mathias Ntawulikura | RWA | 28:10.38 |
| 8, Hammou Boutayeb     | MAR | 28:12.77 |

9, Alejandro Gómez ESP 28:13.14; 10, Koichi Morishita JPN 28:13.71; 11, Haruo Urata JPN 28:18.15; 12, Stéphane Franke GER 28:20.00; 13, Addis Abebe ETH 28:33.44; 14, Marti ten Kate NED 28:33.49; 15, Eamonn Martin GBR 28:35.82; 16, Andy Bristow GBR 28:47.01; 17, Aaron Ramirez USA 28:47.56; 18, Fernando Couto POR 28:48.05; 19, Katsumi Ikeda JPN 28:50.25; 20, Salvatore Antibo ITA 28:52.41

The Kenyan trio ran as a team to meet the challenge of the two-time World Cross Country Champion Skah. While Chelimo, the world junior record holder, and Tanui set a fast pace, Osano was under



instructions to slow the pace of the chasing pack which would include Skah. The race went to plan, with Chelimo passing halfway in 13:30.27, well inside world record pace. Tanui was 25m back and a similar distance in front of Antibo and Skah.

Tanui, the Kenyan champion, caught the slowing Chelimo on the 17th lap by which time the two had a lead of 60m. Antibo, reportedly suffering from a blackout, dropped back. The chasing group comprised Osano, Skah and Nerurkar. The Moroccan appeared to be the only one capable of preventing a Kenyan victory, but he got no help in trying to close the gap. Osano was unwilling and the Briton was already running above himself. Skah made up 20m on laps 22 and 23 but was still 35m behind at the bell. This gap closed further on the final lap but the Kenyan pair were never in danger. Their own private battle was won by Tanui in the finishing straight.

#### First round (First 8 & 4 fastest to final) (Aug 24)

**Heat 1:** Skah 28:23.28; 2, Martin 28:23.42; 3, Osano 28:23.56; 4, Ntawulikura 28:23.75; 5, Nizigama 28:23.80; 6, Ramirez 28:24.52; 7, Urata 28:24.70; 8, Tanui 28:25.52; 9, Franke 28:30.13; 10, Morishita 28:34.29; 11, Geraldo de Assis BRA 28:51.25; 12, Antonio Prieto ESP 28:57.28; 13, Carey Nelson CAN 29:07.27; 14, John Mwathiwa MAW 30:31.43; 15, Chuluunbaatar Ariunsaikhan MGL 30:50.77; 16, Gerard Degaetano MLT 31:03.21; 17, Lucas Eningo Elonga GEQ 35:31.57; Antonio Silio ARG & John Halvorsen NOR DNF; Arturo Barrios MEX DNS

**Heat 2:** 1, Abebe 28:23.77; 2, Chelimo 28:23.79; 3, Nerurkar 28:24.03; 4, Ikeda 28:26.14; 5, Boutayeb 28:26.54; 6, Antibo 28:26.72; 7, Couto 28:27.56; 8, Gomez 28:29.37; 9, ten Kate 28:31.66; 10, Bristow 28:41.60; 11, Steve Plasencia USA 28:47.13; 12, Jesús Herrera MEX 28:59.22; 13, Vincent Rousseau BEL 28:59.34; 14, Zoltán Kaldy HUN 29:00.89; 15, José Manuel Albentosa ESP 29:20.92; 16, Ahmed Al Hamshani JOR 31:13.52; Manny Lolin MHL DNF; Miguel Angel Vargas CRC, Manuel Moreno CPV & Silvio Guerra ECU DNS

### Stuttgart 1993

#### Final (Aug 22)

|    |                    |     |          |
|----|--------------------|-----|----------|
| 1, | Haile Gebrselassie | ETH | 27:46.02 |
| 2, | Moses Tanui        | KEN | 27:46.54 |
| 3, | Richard Chelimo    | KEN | 28:06.02 |
| 4, | Stéphane Franke    | GER | 28:10.69 |
| 5, | Aloÿs Nizigama     | BDI | 28:13.43 |
| 6, | Francesco Panetta  | ITA | 28:27.05 |
| 7, | Todd Williams      | USA | 28:30.49 |
| 8, | Antonio Silio      | ARG | 28:36.88 |

9, Germán Silva MEX 28:39.47; 10, William Sigei KEN 28:54.39; 11, Antonio Serrano ESP 29:04.10; 12, Salvatore Antibo ITA 29:10.83; 13, Boay Akonay TAN 29:15.13; 14, Armando Quintanilla MEX 29:32.34; 15, Tadashi Fukushima JPN 29:46.70; 16, José Carlos Adán ESP 30:04.34; 17, Dan Nelson USA 30:41.72; Fita Bayissa ETH, Oleg Strizhakov RUS & Rolando Vera ECU DNF

Once again Chelimo – who briefly held the world record the previous month – and Tanui were representing Kenya. Both took turns in front, but the pace was erratic. The leader at halfway (13:59.38) was 5000m bronze medallist Bayissa, but the Ethiopian dropped out soon afterwards, leaving Chelimo in front. Surprisingly the young Kenyan fell back, and at 8000m the race had developed into a duel between Tanui and Gebrselassie, who had narrowly failed to win the 5000m six days earlier.

The Ethiopian upset the Kenyan by refusing to lead and catching his heels when Tanui slowed the pace. With six laps to go the Kenyan turned to remonstrate. The situation boiled over at the start of the final lap when Tanui kicked off his left shoe. Then with one bare foot, he sprinted vigorously and was 10m up on the Ethiopian on the last bend. Gebrselassie, finishing even more quickly than he did in the 5000m final, closed the gap and flew past in the homestraight. His last lap took 54.98 to Tanui's 55.66.

Tanui was furious after the finish and, after retrieving his lost shoe, angrily waved it at Gebrselassie when the Ethiopian attempted to shake hands. "He kept stepping on my shoes," complained Tanui. "You tell me how my shoe fell off without him making it happen."

#### First round (First 8 & 4 fastest to final) (Aug 20)

**Heat 1:** 1, Silio 28:16.62; 2, Gebrselassie 28:17.95; 3, Tanui 28:18.56; 4, Chelimo 28:18.70; 5, Akonay 28:18.97; 6, Franke 28:19.11; 7, Panetta 28:20.49; 8, Silva 28:22.16; 9, Adán 28:23.08; 10, Steve Plasencia USA 28:40.69; 11, Fackson Nkandu ZAM 29:03.67; 12, Steve Moneghetti AUS 29:21.18; 13, Domingos Castro

POR 29:35.47; 14, Nozomi Saho JPN 29:36.40; 15, John Mwathiwa MAW 29:45.55; Zoltán Kaldy HUN DNF; Mohamed Moosa Ahmed PLE DNF; José Regalo POR DNF

**Heat 2:** 1, Antibo 28:27.48; 2, Bayissa 28:28.32; 3, Sigei 28:28.33; 4, Williams 28:28.62; 5, Nelson 28:28.76; 6, Nizigama 28:29.18; 7, Fukushima 28:29.49; 8, Strizhakov 28:29.84; 9, Serrano 28:31.48; 10, Quintanilla 28:34.57; 11, Vera 28:35.45; 12, Martín Pitayo MEX 28:54.23; 13, Tendai Chimusasa ZIM 28:57.68; 14, Luis Jesus POR 29:12.00; 15, Jun Hiratsuka JPN 29:12.22; 16, Ramachandran Murusamy MAS 29:38.97; 17, Gopal Thein Win MYA 29:56.61; Mathias Ntawulikura RWA DNS

### Gothenburg 1995

#### Final (Aug 8)

|    |                    |     |          |
|----|--------------------|-----|----------|
| 1, | Haile Gebrselassie | ETH | 27:12.95 |
| 2, | Khalid Skah        | MAR | 27:14.53 |
| 3, | Paul Tergat        | KEN | 27:14.70 |
| 4, | Salah Hissou       | MAR | 27:19.30 |
| 5, | Josephat Machuka   | KEN | 27:23.72 |
| 6, | Joseph Kimani      | KEN | 27:30.02 |
| 7, | Stéphane Franke    | GER | 27:48.88 |
| 8, | Paulo Guerra       | POR | 27:52.55 |

9, Todd Williams USA 27:52.87; 10, Toshiyuki Hayata JPN 27:53.12; 11, Domingos Castro POR 27:53.42; 12, Yasuyuki Watanabe JPN 27:53.82; 13, Germán Silva MEX 27:55.34; 14, Assefa Mezegebu ETH 27:56.06; 15, Mathias Ntawulikura RWA 27:57.92; 16, Alejandro Gómez ESP 27:59.38; 17, Hendrick Ramaala RSA 28:00.08; 18, Stefano Baldini ITA 28:08.39; 19, Antonio Pinto POR 28:26.42; Abel Antón ESP DNF

There was a sensation in the first round when Kenyan champion Machuka raced to a championship record of 27:29.07. Eleven men broke 28 minutes behind him. The other heat was slower and significantly all three medallists came from the first race.

The first lap in the final was slow (70.44). Then Williams made a brave bid for a medal by racing into a lead of 60m after three laps. He was caught on lap nine by Kimani, who was shadowed by Gebrselassie, the world record holder and defending champion. Skah, Hissou, Kimani, Machuka and Franke completed the leading pack at halfway (13:46.20). Franke was the first to be dropped, followed by Kimani then Machuka. Hissou took over with 600m to go and at the bell (26:16.83), he led from Gebrselassie, Skah and Tergat.

Suddenly on the final bend, the Ethiopian unleashed a breathtaking sprint to leave the other three with no chance. He was timed at 25.1 for the last 200m despite launching his kick with only 180m to go. The Ethiopian's final lap was 56.0, and he lowered the championship record again to 27:12.95. Skah and Tergat also produced fine closing sprints, but were 20m down at the finish. Later that evening, Gebrselassie could be seen running around the streets of Gothenburg thronged by a huge group of Ethiopian supporters.

#### First round (First 8 & 4 fastest to final) (Aug 5)

**Heat 1:** 1, Gebrselassie 28:10.66; 2, Tergat 28:10.78; 3, Pinto 28:11.47; 4, Guerra 28:11.94; 5, Mezegebu 28:11.96; 6, Skah 28:11.99; 7, Hayata 28:12.77; 8, Williams 28:13.83; 9, Paul Evans GBR 28:14.76; 10, Stephan Freigang GER 28:17.04; 11, Martín Pitayo MEX 28:24.20; 12, Rolando Vera ECU 28:33.10; 13, Andrew Panga TAN 28:44.44; 14, Kenji Takao JPN 28:47.01; 15, Antonio Serrano ESP 28:51.37; 16, Jeffrey Schiebler CAN 29:12.20; 17, Arnold Mächler SUI 29:33.77; 18, Charles Mulinga ZAM 30:06.49; 19, Ismael Ould Adermaz MTN 33:04.49; Alyan Al-Qahtani KSA & Robbie Johnston NZL DNF

**Heat 2:** 1, Machuka 27:29.07; 2, Kimani 27:35.20; 3, Hissou 27:47.20; 4, Ntawulikura 27:47.93; 5, Castro 27:48.19; 6, Watanabe 27:48.55; 7, Silva 27:49.07; 8, Baldini 27:50.27; 9, Franke 27:50.93; 10, Antón 27:51.37; 11, Gómez 27:51.64; 12, Ramaala 27:54.59; 13, Chris Fox USA 28:32.67; 14, Jorge Márquez MEX 28:53.02; 15, Miroslav Vanko SVK 28:53.69; 16, Tom Ansberry USA 29:01.43; 17, Noel Berkeley IRL 29:16.69; Aloÿs Nizigama BDI, Antonio Silio ARG & Fita Bayissa ETH DNF

### Athens 1997

#### Final (Aug 6)

|    |                    |     |          |
|----|--------------------|-----|----------|
| 1, | Haile Gebrselassie | ETH | 27:24.58 |
| 2, | Paul Tergat        | KEN | 27:25.62 |
| 3, | Salah Hissou       | MAR | 27:28.67 |
| 4, | Paul Koech         | KEN | 27:30.39 |

|    |                 |     |          |
|----|-----------------|-----|----------|
| 5, | Assefa Mezegebu | ETH | 27:32.48 |
| 6, | Domingos Castro | POR | 27:36.52 |
| 7, | Habte Jifar     | ETH | 28:00.29 |
| 8, | Julio Rey       | ESP | 28:07.06 |

9, Stefano Baldini ITA 28:11.97; 10, Darren Wilson AUS 28:20.16; 11, Kamiel Maase NED 28:23.20; 12, Dominic Kirui KEN 28:28.13; 13, Abderrahim Zitouna MAR 28:29.09; 14, Hendrick Ramaala RSA 28:33.48; 15, Tendai Chimusasa ZIM 28:55.29; 16, Carsten Eich GER 28:59.34; 17, Saïd Beriouï MAR 29:22.05; 18, José Ramos POR 29:49.00; Toshinari Takaoka JPN & Mohammed Mourhit BEL DNS

Unhappy running on such a hard track, Gebrselassie expended the least possible energy in stretching his world title win streak to three. As he remarked, "my win was very easy, unlike the one in the Olympics." Content to sit in while his compatriot Jifar led past halfway in a leisurely 13:58.79, and patiently bidding his time as Koech picked up the pace after 7000m, Gebrselassie struck 530m out. His initial burst of speed was awesome and a 56.0 last lap allowed his closest pursuer, Tergat, no opportunity of getting on level terms, although he did narrow the deficit with a 55.2 last lap. Gebrselassie covered the second half in 13:25.1 with a final kilometre of 2:30.7. The first three finished in the same order as at the Atlanta Olympics – the only individual event in which that occurred in Athens.

#### First round (First 8 & 4 fastest to final) (Aug 3)

**Heat 1:** 1, Castro 28:07.04; 2, Mourhit 28:12.02; 3, Beriouï 28:12.33; 4, Eich 28:12.46; 5, Koech 28:13.24; 6, Mezegebu 28:13.95; 7, Tergat 28:13.98; 8, Hissouk 28:15.09; 9, Ramos 28:20.06; 10, Carlos de la Torre ESP 28:20.50; 11, Toshiyuki Hayata JPN 28:27.97; 12, Dan Middleman USA 28:56.76; 13, Marco A. Condori BOL 29:51.24; 14, Agustín Morán PAN 30:12.32

**Heat 2:** 1, Gebrselassie 27:55.36; 2, Jifar 27:55.71; 3, Kirui 27:56.62; 4, Zitouna 27:57.11; 5, Wilson 27:57.54; 6, Maase 27:57.78; 7, Rey 28:03.36; 8, Ramaala 28:05.70; 9, Takaoka 28:07.36; 10, Baldini 28:07.81; 11, Chimusasa 28:14.03; 12, Mohamed Ezzher FRA 28:47.48; 13, João N'Tyamba ANG 29:38.92; 14, Brad Barquist USA 29:43.01; 15, Margarito Zamora MEX 29:52.03; 16, Panayiotis Haramis GRE 30:08.60; 17, Georges Richmond PYF 31:48.17; Carlos Patricio POR & Zoltán Káldy HUN DNF

### Seville 1999

#### Final (Aug 24)

|    |                    |     |          |
|----|--------------------|-----|----------|
| 1, | Haile Gebrselassie | ETH | 27:57.27 |
| 2, | Paul Tergat        | KEN | 27:58.56 |
| 3, | Assefa Mezegebu    | ETH | 27:59.15 |
| 4, | Girma Tola         | ETH | 28:02.08 |
| 5, | António Pinto      | POR | 28:03.42 |
| 6, | Habte Jifar        | ETH | 28:08.82 |
| 7, | Benjamin Maiyo     | KEN | 28:14.98 |
| 8, | Kamiel Maase       | NED | 28:15.58 |

9, David Chelule KEN 28:17.77; 10, Khalid Skah MAR 28:25.10; 11, Hendrick Ramaala RSA 28:25.57; 12, Toshinari Takaoka JPN 28:30.73; 13, Joao N'Tyamba ANG 28:31.09; 14, Enrique Molina ESP 28:37.19; 15, Ismaïl Sghyr MAR 28:41.49; 16, Saïd Beriouï MAR 28:46.77; 17, Mohamed Ezzher FRA 28:47.01; 18, Kenji Takao JPN 28:49.95; 19, José Manuel Martínez ESP 28:55.87; 20, Satoshi Irifune JPN 29:04.09; 21, Brad Hauser USA 29:18.21; 22, Peter Julian USA 29:20.31; 23, Enoch Skosana RSA 29:30.51; 24, Alejandro Salvador MEX 29:36.58; 25, Bruno Toledo ESP 29:39.28; 26, Sean Kaley CAN 29:52.35; 27, Samir Moussaoui ALG 30:20.24; Shadrack Hoff RSA, Alan Culpepper USA, Jon Brown GBR, Ali El-Zaidi LBA & Mohammed Al-Khawlani YEM DNF

Still only 26, Gebrselassie strengthened his claim to be considered the greatest of all long distance track runners by capturing his fourth successive world title at this distance. Run in searing heat, it was not surprising that the race opened cautiously, with Ramaala leading for most of the first half, until Gebrselassie took over for a while just prior to 5000m (14:17.17). It was during the eighth kilometre that Chelule injected a 62.88 lap but then the pace slowed again to 69s and there were still ten in contention with four laps remaining. The next took 66.25 and then European record holder Pinto burst ahead at 9 kilometres to rip through the 23rd lap in 62.21 with Gebrselassie in hot pursuit.

At the bell (27:02.90), after a 61.35 circuit, it was Gebrselassie ahead of Pinto, Mezegebu, Tola and Tergat, and a 54.37 last lap carried him to victory. The last kilometre took just 2:24.9. Tergat mustered a 55.1 last lap but although he moved into second place he never looked like catching the master.

### Edmonton 2001

#### Straight Final (Aug 8)

|    |                      |     |          |
|----|----------------------|-----|----------|
| 1, | Charles Kamathi      | KEN | 27:53.25 |
| 2, | Assefa Mezegebu      | ETH | 27:53.97 |
| 3, | Haile Gebrselassie   | ETH | 27:54.41 |
| 4, | Yibeltal Admassu     | ETH | 27:55.24 |
| 5, | Fabián Roncero       | ESP | 27:56.07 |
| 6, | José Ríos            | ESP | 27:56.58 |
| 7, | Paul Kosgei          | KEN | 27:57.56 |
| 8, | John Cheruiyot Korir | KEN | 27:58.06 |
| 9, | Habte Jifar          | ETH | 28:02.71 |

10, Kamiel Maase NED 28:05.41; 11, Jaouad Gharib MAR 28:05.45; 12, José Manuel Martínez ESP 28:06.33; 13, Jeff Schiebler CAN 28:07.06; 14, Marco Mazza ITA 28:08.00; 15, Toshinari Takaoka JPN 28:13.99; 16, Abderrahim Goumri MAR 28:14.06; 17, Teodoro Vega MEX 28:14.77; 18, Alan Culpepper USA 28:18.44; 19, Abdi Abdirahman USA 28:34.38; 20, João N'Tyamba ANG 28:38.31; 21, Saïd Beriouï MAR 28:38.80; 22, Naoki Mishiroy JPN 28:42.68; 23, Mebrathom Keflezighi USA 28:44.48; 24, Kamel Kohil ALG 28:52.47; 25, John Henwood NZL 29:01.62; Aloÿs Nizigama BDI, Mohammed Mourhit BEL & José Ramos POR DNF

Haile Gebrselassie was racing for the first time since an operation on his Achilles tendon in November 2000. The pace was moderate and no-one had been dropped as the large pack reached halfway in 14:15.11. The lead changed frequently but the four Ethiopians and three Kenyans were always prominent with Gebrselassie usually in second spot. With two laps to go, there was a pack of nine in front, the seven East Africans and two Spaniards.

Kosgei led at the bell, then Gebrselassie got to the pole position with 200m remaining. Everyone was expecting the Ethiopian to accelerate and collect a fifth title, but it was Kamathi who had easily the best finishing speed. He strode past Gebrselassie and smoothly sprinted away. A stunned Mezegebu also overtook Gebrselassie, who suffered his first defeat at 10,000m since 1993. Later it was revealed that the former champion had spent the previous three nights in a clinic suffering from flu.

After watching Kamathi's win, a dentist in Edmonton offered to replace for free the Kenyan's front tooth which had been missing since 1997.

### Paris 2003

#### Straight Final (Aug 24)

|    |                       |     |          |
|----|-----------------------|-----|----------|
| 1, | Kenenisa Bekele       | ETH | 26:49.57 |
| 2, | Haile Gebrselassie    | ETH | 26:50.77 |
| 3, | Sileshi Sihine        | ETH | 27:01.44 |
| 4, | Abdullah Ahmad Hassan | QAT | 27:18.28 |
| 5, | John Cheruiyot Korir  | KEN | 27:19.94 |
| 6, | Wilberforce Talel     | KEN | 27:33.60 |
| 7, | Charles Kamathi       | KEN | 27:45.05 |
| 8, | Kamiel Maase          | NED | 27:45.46 |

9, Karl Keska GBR 27:47.89; 10, Smail Sghir FRA 27:54.87; 11, David Galván MEX 27:55.31; 12, John Yuda TAN 27:56.21; 13, Fabiano Joseph TAN 28:06.36; 14, Alan Culpepper USA 28:14.92; 15, Teodoro Vega MEX 28:31.71; 16, Meb Keflezighi USA 28:35.08; 17, Cathal Lombard IRL 28:36.43; 18, Tomoo Tsubota JPN 28:37.10; 19, Dan Browne USA 29:01.60; Dieter Baumann GER, Salim Kipsang KEN & Michael Aish NZL DNF; José Manuel Martínez ESP DNS

Ethiopia gained revenge for Kamathi's win two years earlier with a display never seen before in a 10,000m race. The first 5000m was unremarkable, reached in 13:52.33 by Bekele, the multi World Cross Country Champion who had defeated his illustrious compatriot Gebrselassie in Hengelo the previous June. The two Ethiopians then worked together at a much quicker rate. Each ran laps of 61.2, and their sixth kilometre took just 2:34.52 (25:45 pace!). In third place was the Ethiopian number three, Sihine. Kamathi, Korir and Hassan stayed in touch but not for long. The Ethiopian pair – with Gebrselassie more often in front and Bekele looking more comfortable – continued to operate at sub-13 minute 5000m pace. Only Sihine kept up but he was dropped at the bell, where the elder Ethiopian led. Bekele followed before sprinting clear on the final bend. He won by 10m, having covered the final lap in 55.0, very quick considering the total time of

26:49.57 was the 10th-fastest in history. Gebrselassie's last lap was 56.23, but it was the pair's second half timings which were most remarkable: 12:57.24 and 12:58.8. Defending champion Kamathi – seventh this time – concluded “they were too strong.”

In fourth place Hassan smashed the Asian record. Formerly a Kenyan international, he had been issued with a Qatari passport on August 9, 2003.

## Helsinki 2005

### Straight Final (Aug 8)

|     |                             |     |          |
|-----|-----------------------------|-----|----------|
| 1,  | Kenenisa Bekele             | ETH | 27:08.33 |
| 2,  | Sileshi Sihine              | ETH | 27:08.87 |
| 3,  | Moses Mosop                 | KEN | 27:08.96 |
| 4,  | Boniface Kiprop             | UGA | 27:10.98 |
| 5,  | Martin Mathathi             | KEN | 27:12.51 |
| 6,  | Zersenay Tadese             | ERI | 27:12.82 |
| 7,  | Abebe Dinkessa              | ETH | 27:13.09 |
| 8,  | Abderrahim Goumri           | MAR | 27:14.64 |
| 9,  | Nicholas Kemboi             | QAT | 27:16.22 |
| 10, | Juan Carlos de la Ossa      | ESP | 27:33.42 |
| 11, | Yonas Kifle                 | ERI | 27:35.72 |
| 12, | Charles Kamathi             | KEN | 27:37.82 |
| 13, | Abdi Abdirahman             | USA | 27:52.01 |
| 14, | Christian Belz              | SUI | 27:53.16 |
| 15, | Gebre-egziabher Gebremariam | ETH | 27:53.19 |
| 16, | Sultan Khamis Zaman         | QAT | 27:53.33 |
| 17, | Dieudonné Disi              | RWA | 27:53.51 |
| 18, | John Yuda                   | TAN | 27:57.31 |
| 19, | Yuu Mitsuya                 | JPN | 27:57.67 |
| 20, | Mohammed Aryn               | MAR | 28:12.59 |
| 21, | Khalid El Amri              | MAR | 28:37.72 |
| 22, | Terukazu Omori              | JPN | 28:59.46 |
|     | Meb Keflezighi              | USA | DNF      |

Twenty of the 23 starters were African-born, though five were representing countries outside that continent. The pace was modest through the first 6000m with the halfway point reached in 13:51.10, but the Ethiopians pushed the pace in the seventh kilometre with Bekele running that 1000m in 2:39. By this point the pack had dwindled to nine [three Ethiopians, two Kenyans and one each from Uganda, Qatar, Eritrea and Morocco]. The pace slowed (to 2:47.55) in the ninth kilometre as the runners prepared for the final rush. Mathathi led from the 9000m point until just before the bell, when Dinkessa led the Ethiopian charge. Only Mosop was able to latch on, and Bekele took the lead with 250m to go. Bekele ran his last 200m in 25.9 as he sped away to win by 4m, though frequently darting quick looks over his shoulder to ensure he was safe. Sihine held off Mosop for the silver. Bekele had retained his title with a tactically-run last half of 13:15.9, and a last 800m in 1:56.7.

## Osaka 2007

### Straight Final (Aug 27)

|     |  |     |          |
|-----|--|-----|----------|
| 1,  | Kenenisa Bekele                            | ETH | 27:05.90 |
| 2,  | Sileshi Sihine                             | ETH | 27:09.03 |
| 3,  | Martin Mathathi                            | KEN | 27:12.17 |
| 4,  | Zersenay Tadese                            | ERI | 27:21.37 |
| 5,  | Josephat Muchiri                           | KEN | 27:31.41 |
| 6,  | Gebre-egziabher Gebremariam                | ETH | 27:44.58 |
| 7,  | Abdihakem Abdirahman                       | USA | 27:56.62 |
| 8,  | Kiprono Menjo                              | KEN | 28:25.67 |
| 9,  | Dathan Ritzenhein                          | USA | 28:28.59 |
| 10, | Boniface Kiprop                            | UGA | 28:30.99 |
| 11, | Galen Rupp                                 | USA | 28:41.71 |
| 12, | Kensuke Takezawa                           | JPN | 28:51.69 |
| 13, | Tadese Tola                                | ETH | 28:51.75 |
| 14, | Alejandro Suárez                           | MEX | 28:52.19 |
| 15, | Wilson Busienei                            | UGA | 29:24.72 |
| 16, | Dickson Marwa Mkami                        | TAN | 29:25.91 |
| 17, | Kazuhiro Maeda                             | JPN | 29:48.17 |
| 18, | Michael Aish                               | NZL | 30:34.16 |
| 19, | Simon Bairu                                | CAN |          |
|     | Khalid El Aamri                            | MAR |          |
|     | Ahmad Hassan Abdullah & Essa Ismail Rashed | QAT | DNF      |

Having beaten Bekele at the World Cross-Country Championships in sweltering conditions, Tadese took on the pace in the hot (30°C) and humid (65%) Nagai Stadium. Kilometre splits varying between 2:43.2 and 2:45.6 took the field through halfway in 13:42.98, and burned off half of the contenders. By 8000m (21:54.58), only four were left in contention, with Bekele, Sihine and Mathathi latched on to the Eritrean.

Mathathi took the lead with three laps to go, and Tadese immediately lost touch. The Kenyan's next lap was covered in 61.12, but did

not dissuade the two Ethiopians. Sihine went past Mathathi just after the bell, and raced ahead by up to eight metres. Some felt that Bekele might be heading for defeat, but he was effectively toying with the opposition. He simply changed gears and reeled his teammate in with 150m left, then flowed past in majestic fashion to win by 20m. His last lap took 55.51 compared with Sihine's 59.0, both substantially quicker than Mathathi's 62.2. For both Ethiopians it was a third consecutive 10,000m medal.

## Berlin 2009

### Straight Final (Aug 17)

|     |                             |     |          |
|-----|-----------------------------|-----|----------|
| 1,  | Kenenisa Bekele             | ETH | 26:46.31 |
| 2,  | Zersenay Tadese             | ERI | 26:50.12 |
| 3,  | Moses Masai                 | KEN | 26:57.39 |
| 4,  | Imane Merga                 | ETH | 27:15.94 |
| 5,  | Bernard Kiprop              | KEN | 27:18.47 |
| 6,  | Dathan Ritzenhein           | USA | 27:22.28 |
| 7,  | Micah Kogo                  | KEN | 27:26.33 |
| 8,  | Galen Rupp                  | USA | 27:37.99 |
| 9,  | Kidane Tadese               | ERI | 27:41.50 |
| 10, | Gebre-egziabher Gebremariam | ETH | 27:44.04 |
| 11, | Ahmad Hassan Abdullah       | QAT | 27:45.03 |
| 12, | Teklemariam Medhin          | ERI | 27:58.89 |
| 13, | Fabiano Joseph              | TAN | 28:04.32 |
| 14, | Juan Carlos Romero          | MEX | 28:09.78 |
| 15, | Carles Castillejo           | ESP | 28:09.89 |
| 16, | Dickson Marwa               | TAN | 28:18.00 |
| 17, | Tim Nelson                  | USA | 28:18.04 |
| 18, | Juan Luis Barrios           | MEX | 28:31.40 |
| 19, | Surendra Singh              | IND | 28:35.51 |
| 20, | Anatoliy Rybakov            | RUS | 28:42.28 |
| 21, | Ezekiel Jafari              | TAN | 28:45.34 |
| 22, | Martin Toroitich            | UGA | 28:49.49 |
| 23, | Rui Pedro Silva             | POR | 28:51.40 |
| 24, | David McNeill               | AUS | 29:18.59 |
| 25, | Yuki Iwai                   | JPN | 29:24.12 |
|     | Collis Birmingham           | AUS |          |
|     | Ayad Lamdassem              | ESP |          |
|     | Manuel Ángel Penas          | ESP |          |
|     | Abebe Dinkessa              | ETH |          |
|     | Nicholas Kemboi             | QAT | DNF      |

The first four kilometres were run at 27:40 pace, and then Masai threw in a 2:35.70 kilometre to pass halfway in 13:40.45. Three hundred metres later, Tadese took the lead, and after four laps a group of 12 had dwindled to three followers of the Eritrean – Masai, Kogo and, inevitably Bekele. The 3000m (to 8000m) took 7:57.28, and by then Kogo had been broken. The next lap took 62.1 seconds and it became a duel. In humid conditions at the 2007 World Cross Country Championships, Tadese beat Bekele, but he had never done so otherwise. The Eritrean led at the bell, but Bekele then kicked and went away to win in 26:46.31 – his fastest championship win ever. Tadese finished a magnificent second 30m behind, 50m ahead of Masai. The first 14 men either set lifetime or seasonal bests. For Bekele it was his fourth consecutive World title, equaling Gebrselassie's record, and his 12th win in 12 races over the distance. Remarkably the slowest time in Bekele's career at this point was 27:08.33, and his 12 lifetime races averaged 26:45.7, a time beaten by just 12 other athletes in the sport's history.

## Daegu 2011

### Straight Final (Aug 28)

|     |                    |     |          |
|-----|--------------------|-----|----------|
| 1,  | Ibrahim Jeylan     | ETH | 27:13.81 |
| 2,  | Mohamed Farah      | GBR | 27:14.07 |
| 3,  | Imane Merga        | ETH | 27:19.14 |
| 4,  | Zersenay Tadese    | ERI | 27:22.57 |
| 5,  | Martin Mathathi    | KEN | 27:23.87 |
| 6,  | Peter Kirui        | KEN | 27:25.63 |
| 7,  | Galen Rupp         | USA | 27:26.84 |
| 8,  | Sileshi Sihine     | ETH | 27:34.11 |
| 9,  | Paul Tanui         | KEN | 27:54.03 |
| 10, | Matt Tegenkamp     | USA | 28:41.62 |
| 11, | Rui Silva          | POR | 28:48.62 |
| 12, | Daniele Meucci     | ITA | 28:50.28 |
| 13, | Stephen Mokoka     | RSA | 28:51.97 |
| 14, | Scotty Bauhs       | USA | 29:03.92 |
| 15, | Yuki Sato          | JPN | 29:04.15 |
| 16, | Juan Carlos Romero | MEX | 29:38.38 |
|     | Hasan Mahboob Ali  | BRN |          |
|     | Bayron Piedra      | ECU |          |
|     | Kenenisa Bekele    | ETH | DNF      |

The biggest question in the lead up to the race was whether four-time champion Bekele would start. The great Ethiopian had been out of action for 19 months with a ruptured calf muscle. There had been several announced comebacks in that period which did not materialise, so he appeared at the start with no races to his credit in 2011. Sadly he ran



off the track in the sixth kilometre having lost touch with the leaders. It was his first ever defeat at the distance.

The race was led at halfway by Kirui (13:52.51), though most of the pace setting was done by Tadese to 8000m. At this point eight were in contention, and this was whittled down to three (Farah, Merga and Jeylan) after the Briton took the lead with 600m remaining. Farah surged with 450m to go and appeared to have the beating of Merga, but Jeylan gave chase. The Briton led by five metres with half a lap remaining, but the Ethiopian continued to gain and edged in front with 25m remaining to win for victory. Jeylan's gold medal was Ethiopia's ninth, while Farah won Britain's first ever medal in the event. The last laps of the gold and silver medallists were respectively covered in 52.7 and 53.36.

### Moscow 2013

#### Straight Final (Aug 10)

|     |                   |     |                    |
|-----|-------------------|-----|--------------------|
| 1,  | Mohamed Farah     | GBR | 27:21.71           |
| 2,  | Ibrahim Jeylan    | ETH | 27:22.23           |
| 3,  | Paul Tanui        | KEN | 27:22.61           |
| 4,  | Galen Rupp        | USA | 27:24.39           |
| 5,  | Abera Kuma        | ETH | 27:25.27           |
| 6,  | Bedan Karoki      | KEN | 27:27.17           |
| 7,  | Kenneth Kipkemoi  | KEN | 27:28.50           |
| 8,  | Nguse Tesfaldet   | ERI | 27:29.21           |
| 9,  | Mohammed Ahmed    | CAN | 27:35.76;          |
| 10, | Dathan Ritzenhein | USA | 27:37.90;          |
| 11, | Thomas Ayeko      | UGA | 27:40.96;          |
| 12, | Imane Merga       | ETH | 27:42.02;          |
| 13, | Moses Kipsiro     | UGA | 27:44.53;          |
| 14, | Cam Levins        | CAN | 27:47.89;          |
| 15, | Tsuyoshi Ugachi   | JPN | 27:50.79;          |
| 16, | Dejen Gebremeskel | ETH | 27:51.88;          |
| 17, | Goitom Kifle      | ERI | 27:56.38;          |
| 18, | Chris Derrick     | USA | 28:04.54;          |
| 19, | Daniele Meucci    | ITA | 28:06.74;          |
| 20, | Stephen Mokoka    | RSA | 28:11.61;          |
| 21, | Suguru Osako      | JPN | 28:19.50;          |
| 22, | Timothy Toroitich | UGA | 28:33.61;          |
| 23, | Bashir Abdi       | BEL | 28:41.69;          |
| 24, | Collis Birmingham | AUS | 28:44.82;          |
| 25, | Yevgeniy Rybakov  | RUS | 28:47.49;          |
|     | Alemu Bekele      | BRN | Teklemariam Medhin |
|     | Robert Kajuga     | RWA | Polat Kemboi Arkan |
|     |                   | TUR | Yuki Sato          |
|     |                   | JPN | Juan Luis Barrios  |
|     |                   | MEX | & Jake Robertson   |
|     |                   | NZL | DNF                |

The first lap timed by transponder in 63.32 (by Ayeko) suggested that a fast race was in store, but a second lap in the 69s set the tone for a comfortably-paced first half. Halfway was reached by Tanui in 13:50.02 by transponder (or 13:49.95 by photo-cell). Farah, who had led briefly from 2400m, was lurking in the pack. Tanui still led at 8000m (22:11.50) with Farah's training partner Rupp on his shoulder. Farah took the lead with 4½ laps to go, but the next two circuits brought only a slight pace increase. Ritzenheim went ahead briefly, passing 9000m in 24:55.58. Within 200m, Farah was in front again and picked up the tempo with a 24th lap of 60.63. At the bell, it was Farah with five others still in close contention. Tanui and Kuma were the Briton's closest chasers until 180m remained, when reigning champion Jeylan moved ominously into second place, poised to outkick Farah as he had done in 2011. This time the Briton stayed ahead with a 12.82 final 100m compared with the Ethiopian's 13.15. Farah's last lap took 54.41 by transponder (or 54.49 cell).

### Beijing 2015

#### Straight Final (Aug 22)

|     |                      |     |               |
|-----|----------------------|-----|---------------|
| 1,  | Mohamed Farah        | GBR | 27:01.13      |
| 2,  | Geoffrey Kamworor    | KEN | 27:01.76      |
| 3,  | Paul Tanui           | KEN | 27:02.83      |
| 4,  | Bedan Kakori         | KEN | 27:04.77      |
| 5,  | Galen Rupp           | USA | 27:08.91      |
| 6,  | Abrar Osman          | ERI | 27:43.21      |
| 7,  | Ali Kaya             | TUR | 27:43.69      |
| 8,  | Timothy Toroitich    | UGA | 27:44.90      |
| 9,  | Joshua Cheptegei     | UGA | 27:48.89;     |
| 10, | Muktar Edris         | ETH | 27:54.47;     |
| 11, | Mosinet Geremew      | ETH | 28:07.50;     |
| 12, | Ei Hassan El Abbassi | BRN | 28:12.57;     |
| 13, | Nguse Tesfaldet      | ERI | 28:14.72;     |
| 14, | Cam Levins           | CAN | 28:15.19;     |
| 15, | Hassan Mead          | USA | 28:16.30;     |
| 16, | Shadrack Kipchirchir | USA | 28:16.30;     |
| 17, | Arne Gabius          | GER | 28:24.47;     |
| 18, | Tetsuya Yoroizaka    | JPN | 28:25.77;     |
| 19, | Teklemariam Medhin   | ERI | 28:39.26;     |
| 20, | Stephen Mokoka       | RSA | 28:47.40;     |
| 21, | Aweke Ayalew         | BRN | 29:14.55;     |
| 22, | Kenta Murayama       | JPN | 29:50.22;     |
| 23, | Yuta Shitara         | JPN | 30:08.35;     |
|     | Bashir Abdi          | BEL | Imane Merga   |
|     |                      | ETH | Ismail Juma   |
|     |                      | TAN | & Moses Kibet |
|     |                      | UGA | DNF           |

The Kenyan team of Kamworor, Tanui and Karoki tried to take the sting out of Farah's kick. All took turns in front, but halfway was reached in a modest 13:40.82 according to the photo-cell timer. The leading group of 13 was whittled down to five by the 8000m point with Kamworor leading from Farah, his two teammates, and Rupp. The 2:42-43 kilometre pace was maintained past 9000m (photo-cell 24:32.27). Farah typically went to the front with 500m left, but almost fell when clipped on his heels by Kamworor on the first bend of the last lap. The Briton eventually went clear in the finishing straight to win by 5m from Kamworor with Tanui an isolated third. After Karoki and Rupp there was a yawning gap to sixth place. Farah's last lap took 54.14 by cell (or 54.15 by transponder).

### 10,000 METRES

#### Multiple Medallists:

|   |                    |     |                                    |
|---|--------------------|-----|------------------------------------|
| 6 | Haile Gebrselassie | ETH | 93-1, 95-1, 97-1, 99-1, 01-3, 03-2 |
| 4 | Kenenisa Bekele    | ETH | 03-1, 05-1, 07-1, 09-1             |
| 3 | Paul Tergat        | KEN | 95-3, 97-2, 99-2                   |
|   | Sileshi Sihine     | ETH | 03-3, 05-2, 07-2                   |
|   | Mohamed Farah      | GBR | 11-2, 13-1, 15-1                   |
| 2 | Hansjörg Kunze     | GDR | 83-3, 87-3                         |
|   | Richard Chelimo    | KEN | 91-2, 93-3                         |
|   | Khalid Skah        | MAR | 91-3, 95-2                         |
|   | Moses Tanui        | KEN | 91-1, 93-2                         |
|   | Assefa Mezegebu    | ETH | 99-3, 01-2                         |
|   | Ibrahim Jeylan     | ETH | 11-1, 13-2                         |
|   | Paul Tanui         | KEN | 13-3, 15-3                         |

#### Most Finals/Placings in Top Eight/Appearances:

6 Gebrselassie

#### National Placings:

|               | 1         | 2         | 3         | 4         | 5         | 6         | 7         | 8         | Points     |
|---------------|-----------|-----------|-----------|-----------|-----------|-----------|-----------|-----------|------------|
| ETH           | 9         | 5         | 4         | 3         | 2         | 2         | 2         | 1         | 165        |
| KEN           | 3         | 5         | 7         | 3         | 6         | 4         | 5         | 2         | 164        |
| GBR           | 2         | 1         | -         | -         | 2         | -         | 1         | -         | 33         |
| GER           | -         | 1         | 2         | 1         | -         | -         | 1         | 1         | 27         |
| MAR           | -         | 1         | 2         | 1         | -         | -         | -         | 2         | 26         |
| ERI           | -         | 1         | -         | 2         | -         | 2         | -         | 1         | 24         |
| USA           | -         | -         | -         | 1         | 1         | 1         | 3         | 2         | 20         |
| ITA           | 1         | 1         | -         | -         | -         | 1         | -         | -         | 18         |
| POR           | -         | -         | -         | -         | 1         | 2         | -         | 1         | 11         |
| ESP           | -         | -         | -         | -         | 1         | 1         | -         | 1         | 8          |
| BDI           | -         | -         | -         | -         | 1         | 1         | -         | -         | 7          |
| UGA           | -         | -         | -         | 1         | -         | -         | -         | 1         | 6          |
| FIN           | -         | -         | -         | 1         | -         | -         | -         | -         | 5          |
| MEX           | -         | -         | -         | 1         | -         | -         | -         | -         | 5          |
| QAT           | -         | -         | -         | 1         | -         | -         | -         | -         | 5          |
| TAN           | -         | -         | -         | -         | 1         | -         | -         | -         | 4          |
| TCH           | -         | -         | -         | -         | -         | 1         | -         | -         | 3          |
| GRE           | -         | -         | -         | -         | -         | -         | 1         | -         | 2          |
| RWA           | -         | -         | -         | -         | -         | -         | 1         | -         | 2          |
| TUR           | -         | -         | -         | -         | -         | -         | 1         | -         | 2          |
| NED           | -         | -         | -         | -         | -         | -         | -         | 2         | 2          |
| ARG           | -         | -         | -         | -         | -         | -         | -         | 1         | 1          |
| <b>Totals</b> | <b>15</b> | <b>15</b> | <b>15</b> | <b>15</b> | <b>15</b> | <b>15</b> | <b>15</b> | <b>15</b> | <b>540</b> |

### Marathon

### Helsinki 1983

#### (Aug 14)

|     |                         |     |          |
|-----|-------------------------|-----|----------|
| 1,  | Rob de Castella         | AUS | 2:10:03  |
| 2,  | Kebede Balcha           | ETH | 2:10:27  |
| 3,  | Waldemar Cierpinski     | GDR | 2:10:37  |
| 4,  | Kjell-Erik Ståhl        | SWE | 2:10:38  |
| 5,  | Agapius Masong          | TAN | 2:10:42  |
| 6,  | Armand Parmentier       | BEL | 2:10:57  |
| 7,  | Gianni Poli             | ITA | 2:11:05  |
| 8,  | Hugh Jones              | GBR | 2:11:15  |
| 9,  | Karel Lismont           | BEL | 2:11:24; |
| 10, | Stig Roar Husby         | NOR | 2:11:29; |
| 11, | Art Boileau             | CAN | 2:11:30; |
| 12, | Juan Carlos Traspaderne | ESP | 2:11:34; |
| 13, | Marco Marchei           | ITA | 2:11:47; |
| 14, | Pertti Tiainen          | FIN | 2:12:11; |
| 15, | Juma Ikangaa            | TAN | 2:13:11; |
| 16, | Ryszard Marczak         | POL | 2:13:20; |
| 17, | Svend Erik Kristensen   | DEN | 2:13:34; |
| 18, | Ron Tabb                | USA | 2:13:38; |
| 19, | Henrik Jørgensen        | DEN | 2:14:10; |
| 20, | Joachim Truppel         | GDR | 2:14:20; |
| 21, | Ricardo Ortega          | ESP | 2:14:46; |
| 22, | Tommy Persson           | SWE | 2:14:57; |
| 23, | Bruno Lafranchi         | SUI | 2:14:58; |
| 24, | Dave Edge               | CAN | 2:15:43; |
| 25, | Yuriy Pleshkov          | URS | 2:15:50; |
| 26, | Øyvind Dahl             | NOR | 2:16:02; |
| 27, | Paul Ballinger          | NZL | 2:16:06; |
| 28, | Jürgen Eberding         | GDR | 2:16:55; |
| 29, | Gerard Nijboer          | NED | 2:16:59; |
| 30, | Fred Vandervennet       | BEL | 2:17:11; |
| 31, | Trevor Wright           | NZL | 2:17:31; |
| 32, | Mehmet Terzi            | TUR |          |



## Tokyo 1991

2:17:56; 33, Delfim Moreira POR 2:18:27; 34, Li Hyong-Zong PRK 2:18:51; 35, Yoshihiro Nishimura JPN 2:18:56; 36, Cidalio Caetano POR 2:19:21; 37, John Skovbjerg DEN 2:19:44; 38, Jeff Coole AUS 2:20:25; 39, Benji Durden USA 2:20:38; 40, So Chang-Sik PRK 2:20:43; 41, Wilson Theleso BOT 2:21:36; 42, Hideki Kita JPN 2:21:37; 43, Baikuntha Manandhar NEP 2:21:43; 44, Henrik Sandström FIN 2:21:56; 45, Rudi Verriet NED 2:22:07; 46, Dominique Chauvelier FRA 2:23:25; 47, Djama Robleh DJI 2:24:04; 48, Gerry Helme GBR 2:25:02; 49, Samuel Hlawe SWZ 2:26:42;

50, Jan-Ivar Westlund SWE 2:27:05; 51, Carlos Carvajal CHI 2:27:30; 52, Donald Greig NZL 2:27:37; 53, Luis Tipán ECU 2:28:30; 54, Benjamin Campos Palmireno BRA 2:29:41; 55, Jan Fjaerestad NOR 2:30:58; 56, Tavares Silva POR 2:31:31; 57, Syrja Dalipi ALB 2:31:40; 58, Raymond Swan BER 2:33:20; 59, Chen Chang-Ming TPE 2:34:00; 60, Agust Þórsteinsson ISL 2:34:05; 61, José Jaime Hernández ESA 2:34:26; 62, Michael Lekhelsi LES 2:52:01; 63, Toumane Said COM 3:03:10  
**Did not finish:** Ahmet Actun TUR, Santiago de la Parte ESP, Mike Gratton GBR, Gerhard Hartmann AUT, Yair Karni ISR, Koshiro Kawaguchi JPN, Louis Kenny IRL, Alfredo Maravilla ARG, Ed Mendoza USA, Giampaolo Messina ITA, Dereje Nedi ETH, Peter Quance CAN, Ahmed Salah DJI, Ralf Salzmans FRG, Carlos Victorino MEX, Antonio Villanueva MEX, Grenville Wood AUS & Martti Kiihola FIN  
**Did not start:** Ramón López PAR

Two of the world's three best marathon runners – Lopes and Salazar – opted for the 10,000, leaving Commonwealth Champion de Castella as the favourite. The racing began at around 26Km when three Africans, Masong, Balcha and Robleh, opened up a gap of about 100m. The break was not decisive and by 30Km the trio were caught by the chasing pack of 20. De Castella moved to the front on an uphill section at 35Km. Only Balcha could follow and the two were 100m clear at 37Km. "Deek" struck again on another hill and dropped Balcha three kilometres from home. He won by 24 seconds from the Ethiopian, who became one of only three Africans to win a medal in Helsinki.

The bronze went to two-time Olympic Champion Cierpinski, who outsprinted the Swedish veteran Ståhl after the two had entered the stadium together.

## Rome 1987

## (Sep 6)

|    |                   |     |         |
|----|-------------------|-----|---------|
| 1, | Douglas Wakiihuri | KEN | 2:11:48 |
| 2, | Ahmed Salah       | DJI | 2:12:30 |
| 3, | Gelindo Bordin    | ITA | 2:12:40 |
| 4, | Steve Moneghetti  | AUS | 2:12:49 |
| 5, | Hugh Jones        | GBR | 2:12:54 |
| 6, | Juma Ikangaa      | TAN | 2:13:43 |
| 7, | Orlando Pizzolato | ITA | 2:14:03 |
| 8, | Ravil Kashapov    | URS | 2:14:41 |

9, Henrik Jørgensen DEN 2:14:58; 10, Dirk Vanderherten BEL 2:16:42; 11, Yakov Tolstikov URS 2:16:55; 12, Martin Vrábel TCH 2:16:58; 13, Salvatore Bettiol ITA 2:17:45; 14, Mirko Vindiš YUG 2:18:09; 15, Tefera Guta ETH 2:18:27; 16, Vincente Antón ESP 2:19:00; 17, Herbert Steffny FRG 2:19:24; 18, Honorato Hernández ESP 2:20:00; 19, Michael Spötzel FRG 2:20:43; 20, Graham Macky NZL 2:20:43; 21, Don Janicki USA 2:20:46; 22, Masayuki Nishi JPN 2:20:51; 23, Eloi Schleder BRA 2:21:03; 24, Marti ten Kate NED 2:22:21; 25, Kingston Mills IRL 2:22:52; 26, Yuichiro Osuda JPN 2:23:25; 27, Sam Hlawe SWZ 2:24:09; 28, Alfonso Abellán ESP 2:24:20; 29, Bigboy Mattapeng BOT 2:24:43; 30, Fumiaki Abe JPN 2:24:47; 31, Jeong Man-Hwa KOR 2:25:41; 32, Peter Maher CAN 2:26:40; 33, William Aguirre NCA 2:27:19; 34, Vitana K. Samarasinghe SRI 2:28:35; 35, José Jami ECU 2:29:04; 36, Peter Mitchell AUS 2:30:04; 37, Francis Mukuka ZAM 2:30:05; 38, Justin Gloden LUX 2:30:08; 39, Hsu Gi-Sheng TPE 2:30:31; 40, Moacir Marconi BRA 2:31:39; 41, Stanimir Nenov BUL 2:32:44; 42, Hari Singh IND 2:34:20; 43, Albert Marie SEY 2:40:48; 44, Vaseлин Vasilev BUL 2:43:14; 45, Salvator Sahabo BDI 2:43:43; 46, Chandra Bahadur Gurung NEP 2:43:54; 47, William Abrams GUY 3:12:33

**Did not finish:** Bruno Lafranchi SUI, Samu Samuelu SAM, Djama Robleh DJI, Policarpio Calizaya BOL, Robert de Castella AUS, Christos Papachristos GRE, Mostafa El Nechchadi MAR, Dan Grimes USA, Geoff Smith GBR, Abebe Mekonnen ETH, James Walker GUM, Jorge Yeber ARG, Delfim Moreira POR, Ralf Salzmans FRG, Martti Vainio FIN, Mehmet Terzi TUR, Alain Lazare FRA & Dave Gordon USA

**Did not start:** Bogusław Psujek POL & Allan Zachariassen DEN

One of the biggest surprises of the championships was the performance of Japanese-based Kenyan Wakiihuri. He was one of a group of 18 which formed in pursuit of the early leader Maher. In 83% humidity, the Canadian raced through the first half of the race in 65:37 but thereafter the chasers began to gain. The pack, down to six, caught the Canadian at 28Km. Wakiihuri, Salah and Moneghetti broke away after 35Km, before a 15:13 split by the Kenyan gave him a winning lead of 30 seconds.

## (Sep 1)

|    |                   |     |         |
|----|-------------------|-----|---------|
| 1, | Hiroshi Taniguchi | JPN | 2:14:57 |
| 2, | Ahmed Salah       | DJI | 2:15:26 |
| 3, | Steve Spence      | USA | 2:15:36 |
| 4, | Ján Huruk         | POL | 2:15:47 |
| 5, | Futoshi Shinohara | JPN | 2:15:52 |
| 6, | Salvatore Bettiol | ITA | 2:15:58 |
| 7, | Maurilio Castillo | MEX | 2:16:15 |
| 8, | Gelindo Bordin    | ITA | 2:17:03 |

9, Tekeye Gebrselassie ETH 2:18:37; 10, Konrad Döbler GER 2:19:01; 11, Steve Moneghetti USA 2:19:18; 12, Sam Carey GBR 2:20:02; 13, Peter Maher CAN 2:20:31; 14, Diego García ESP 2:21:16; 15, Dominique Chauvelier FRA 2:21:37; 16, Tonnie Dirks NED 2:22:17; 17, Elphas Ginindza SWZ 2:22:43; 18, Stephan Freigang GER 2:23:13; 19, Kim Won-Tak KOR 2:23:14; 20, Dave Buzza GBR 2:23:24; 21, Vladimir Bukhanov URS 2:24:26; 22, Motsemme Kgaotsang BOT 2:25:28; 23, Kim Reynierse ARU 2:26:50; 24, Martin Vrábel TCH 2:26:56; 25, Gian Luigi Macina SMR 2:28:40; 26, Steve Taylor USA 2:29:09; 27, Myint Kann MYA 2:29:14; 28, William Aguirre NCA 2:29:35; 29, Aleksandr Vychuzhanin URS 2:32:37; 30, Alberto Cuba CUB 2:32:57; 31, Krishna Bahadur Basnet NEP 2:33:13; 32, Ng Fai Yeung HKG 2:34:26; 33, Freddy Lujan BOL 2:36:54; 34, Hsu Gi-Sheng TPE 2:37:20; 35, Roland Wille LIE 2:48:12; 36, Abdillah Solih COM 2:56:36  
**Did not finish:** Alessio Faustini ITA, Nivaldo Vieira BRA, Juan Francisco Romera ESP, Simon Mrashani TAN, Ahmed Al Hamshani JOR, Manuel Matias POR, Laurenio Beserra BRA, Faasalele Fuauli SAM, Alfredo Shahanga TAN, Jorg Peter GER, Jean-Luc Assemat FRA, Åke Eriksson SWE, Antoni Niemczak POL, Takeyuki Nakayama JPN, Brad Hudson USA, Abebe Mekonnen ETH, Danny Boltz SUI, Manny Lolin MHL, Kim Wan-Ki KOR, Mohamed Selmi ALG, Tesfayi Dadi ETH, Joaquim Pinheiro POR, Yakov Tolstikov URS & Carlos Ayala MEX

Even though the race started at 06:00, the temperature was 26° with 73% humidity. It was not surprising that victory went to a runner from the host nation, and therefore familiar with such conditions.

Taniguchi was one of three Japanese in the leading group of 13 which passed halfway in 66:25. He surged at 30Km, taking with him only Shinohara and Huruk. The pace slowed, allowing the Italian pair of Bordin and Bettiol to join the leaders. Bordin, the Olympic Champion, went in front at 33Km, but was soon replaced first by Shinohara then Taniguchi. After 36Km, Taniguchi made another move which was covered by Shinohara, Salah and Huruk.

The 31 year-old Taniguchi, his face contorted in pain, was able to surge yet again at 38Km. It proved to be the winning break. Salah repeated his 1987 silver, while the bronze went to the fast-finishing American Spence, who was only 26th at halfway.

## Stuttgart 1993

## (Aug 14)

|    |                     |     |         |
|----|---------------------|-----|---------|
| 1, | Mark Plaatjes       | USA | 2:13:57 |
| 2, | Lucketz Swartbooi   | NAM | 2:14:11 |
| 3, | Bert van Vlaanderen | NED | 2:15:12 |
| 4, | Kim Jae-Ryong       | KOR | 2:17:14 |
| 5, | Tadao Uchikoshi     | JPN | 2:17:54 |
| 6, | Konrad Döbler       | GER | 2:18:28 |
| 7, | Boniface Merande    | KEN | 2:18:52 |
| 8, | Aleksey Zhelonkin   | RUS | 2:18:52 |

9, Tahar Mansouri TUN 2:18:54; 10, Peter Maher CAN 2:19:26; 11, Simon Robert Naali TAN 2:19:30; 12, Kurt Stenzel GER 2:19:53; 13, Steve Jones GBR 2:20:04; 14, Chang Ki-Shik KOR 2:20:40; 15, Said Ermili MAR 2:22:17; 16, Hitoshi Saotome JPN 2:22:17; 17, Elphas Ginindza SWZ 2:23:00; 18, Cihangir Demirel TUR 2:23:02; 19, Mirko Vindiš SLO 2:23:31; 20, Muhamet Nazipov RUS 2:24:07; 21, Juma Ikangaa TAN 2:24:23; 22, Vladimir Kotov BLR 2:24:26; 23, Sid-Ali Sakhri ALG 2:24:35; 24, Raf Wijns BEL 2:25:30; 25, Dominique Chauvelier FRA 2:27:26; 26, Art Boileau CAN 2:27:30; 27, Alejandro Aros CHI 2:27:56; 28, Roy Dooney IRL 2:28:04; 29, Petr Pipá SVK 2:28:05; 30, Harri Hanninen FIN 2:28:07; 31, Igor Salamun SLO 2:28:56; 32, Omar Abdillahi DJI 2:29:28; 33, Chad Bennion USA 2:29:37; 34, Tena Negere ETH 2:29:46; 35, Martin Vrábel SVK 2:30:37; 36, Moses Matabane LES 2:30:40; 37, Hsu Gi-Sheng TPE 2:30:56; 38, Negash Dube ETH 2:33:03; 39, Alberto Cuba CUB 2:34:26; 40, Kuruppu Karunaratne SRI 2:34:47; 41, Takeharu Honda JPN 2:37:48; 42, Mothusi Tsiana BOT 2:42:10; 43, Ng Fai Yeung HKG 2:55:17

**Did not finish:** Chaduki Achour ALG, Leszek Beblo POL, Salvatore Bettiol ITA, Thierry Costantin SUI, Artur Castro BRA, Paul Evans GBR, Eladio Fernández PAR, Peter Fonseca CAN, Stephan Freigang GER, Derek Froude NZL, Marnix Goegebeur BEL, Slawomir Gurny POL, Brad Hudson USA, Bertrand Tswire FRA, Abebe Mekonnen ETH, Willie Mtolo RSA, Thomas Robert Naali TAN, Cosmas Ndeti KEN, Malcolm Norwood AUS, Carlos Patricio POR, Joaquim Pinheiro POR, Fred Schumann GUM, Mohamed Selmi ALG, Juan Torres ESP, John Vermeule NED & Roland Wille LIE

**Did not start:** David Lewis GBR

The race developed into a two-way battle between two runners with South African origins, Namibia's Swartbooi and Plaatjes, who was born in Johannesburg but became an American citizen in July 1992. The Namibian, third in the Boston marathon the previous April, made a decisive break at 25Km. By 30Km he had a lead of almost one minute. At this point Plaatjes was running conservatively in the second chasing pack, but he improved to catch the group behind Swartbooi at 35Km. He was still 90 seconds behind the leader but closing. At 40Km he could see the Namibian, and it was only after another kilometre that he felt he could catch the leader. This he did with just 1000m remaining. "I felt horrible passing Lucketz," said Plaatjes. "He did so much work and was brave to take the race out and destroy the field."

## Gothenburg 1995

(Aug 12)

|     |                      |     |         |
|-----|----------------------|-----|---------|
| 1,  | Martín Fiz           | ESP | 2:11:41 |
| 2,  | Dionisio Cerón       | MEX | 2:12:13 |
| 3,  | Luiz dos Santos      | BRA | 2:12:49 |
| 4,  | Peter Whitehead      | GBR | 2:14:08 |
| 5,  | Alberto Juzgado      | ESP | 2:15:29 |
| 6,  | Diego García         | ESP | 2:15:34 |
| 7,  | Richard Nerurkar     | GBR | 2:15:47 |
| 8,  | Steve Moneghetti     | AUS | 2:16:13 |
| 9,  | Andrés Espinosa      | MEX | 2:16:44 |
| 10, | Steve Plasencia      | USA | 2:16:56 |
| 11, | Bruce Deacon         | CAN | 2:16:58 |
| 12, | Yuji Nakamura        | JPN | 2:17:30 |
| 13, | Oleg Strizhakov      | RUS | 2:17:50 |
| 14, | Konrad Dobler        | GER | 2:18:09 |
| 15, | Isidro Rico          | MEX | 2:18:29 |
| 16, | Ikaji Salum          | TAN | 2:18:39 |
| 17, | Daisuke Tokunaga     | JPN | 2:19:53 |
| 18, | Erick Wainaina       | KEN | 2:19:53 |
| 19, | Terje Næss           | NOR | 2:20:06 |
| 20, | Abdelillah Zerdal    | MAR | 2:20:10 |
| 21, | Ed Eyestone          | USA | 2:20:17 |
| 22, | Lee Bong-ju          | KOR | 2:20:31 |
| 23, | John Andrews         | AUS | 2:20:32 |
| 24, | Tahar Mansouri       | TUN | 2:20:44 |
| 25, | Ahmed Salah          | DJI | 2:20:50 |
| 26, | Elphas Ginindza      | SWZ | 2:21:01 |
| 27, | Michael Mukoma       | KEN | 2:21:08 |
| 28, | Joseph Tjitunga      | NAM | 2:21:57 |
| 29, | Tumo Turbo           | ETH | 2:22:01 |
| 30, | Harri Hanninen       | FIN | 2:22:43 |
| 31, | Omar Abdillahi       | DJI | 2:23:26 |
| 32, | Martin Ndivheni      | RSA | 2:23:42 |
| 33, | Luca Barzaghi        | ITA | 2:23:51 |
| 34, | John Mwachira        | MAW | 2:24:01 |
| 35, | Roman Kejzar         | SLO | 2:24:10 |
| 36, | Isaac Tshabalala     | RSA | 2:24:42 |
| 37, | Stephen Langat       | KEN | 2:25:49 |
| 38, | Hsu Gi-sheng         | TPE | 2:25:55 |
| 39, | Dominique Chauvelier | FRA | 2:27:30 |
| 40, | Nazridin Akyzbekov   | KGZ | 2:27:44 |
| 41, | Toshiaki Kurabayashi | JPN | 2:28:57 |
| 42, | William Aguirre      | NCA | 2:29:54 |
| 43, | Juma Ikangaa         | TAN | 2:30:53 |
| 44, | Eduard Tukhbatullin  | RUS | 2:31:19 |
| 45, | Matthews Temane      | RSA | 2:31:24 |
| 46, | Idris Ibrahim        | SWE | 2:31:31 |
| 47, | Abebe Mekonnen       | ETH | 2:32:35 |
| 48, | Mothusi Tsiana       | BOT | 2:33:03 |
| 49, | Pavel Loskutov       | EST | 2:33:42 |
| 50, | Jean Marie Géhin     | FRA | 2:34:10 |
| 51, | Mimoun Lamhajar      | MAR | 2:35:17 |
| 52, | Sean Quilty          | AUS | 2:37:01 |
| 53, | Islam Dugum          | BIH | 2:38:37 |

**Did not finish:** Kent Jensen DEN, Paul Pilkington USA, Tena Negere ETH; Peter Maher CAN; Paul Kueté CMR, Abdelillah Sbaiti MAR, Pamenos Ballantyne STV, Boay Akonay TAN, Mark Hudspith GBR, Antonio Vicente Neto BRA, Laurentiu Staicu ROU, Rainer Wachenbrunner GER, Sid-ali Sakhri ALG, Karel David CZE, Asaf Bimro ISR, Åke Eriksson SWE, Luigi Di Lello ITA, Joaquim Silva POR, Aleksandr Vychuzhanin RUS, Yayah Aden DJI, Valdenor dos Santos BRA, Borislav Dević YUG, Joaquim Pinheiro POR, Poulou Makhoahle LES & Kim Yong-bok KOR

The race started slowly at 14:00, virtually the hottest part of the day (26°C). The first 5Km was completed in 16:08 and Tanzania's Akonay led through 10Km in 31:59 and 15Km in 47:13. Turbo passed halfway in 66:54, but the first serious break came at 27Km, when Santos moved into a lead of 30m. Cerón was second with European champion Fiz third plus Whitehead, Nerurkar and Juzgado.

Cerón and Fiz were in front at 30Km, with Santos safe in third place. The Mexican broke clear at 38Km and seemed to be heading for victory until Fiz made his move approaching 40Km. His 5Km to that point took just 14:48 and he strode past the Mexican to win by 32 seconds. It was his fourth victory in five marathons.

"When Cerón sped up I had to let him go," said the winner, "but I never gave up." Having forgotten his own kit, Fiz ran in a vest borrowed from 20Km walk medallist Valentí Massana.

## Athens 1997

(Aug 10)

|    |                  |     |         |
|----|------------------|-----|---------|
| 1, | Abel Antón       | ESP | 2:13:16 |
| 2, | Martín Fiz       | ESP | 2:13:21 |
| 3, | Steve Moneghetti | AUS | 2:14:16 |
| 4, | Danilo Goffi     | ITA | 2:14:47 |

|     |                      |     |         |
|-----|----------------------|-----|---------|
| 5,  | Luiz dos Santos      | BRA | 2:15:31 |
| 6,  | Fabian Roncero       | ESP | 2:16:53 |
| 7,  | Giacomo Leone        | ITA | 2:17:16 |
| 8,  | Azzedine Sakhri      | ALG | 2:17:44 |
| 9,  | Eduard Tukhbatullin  | RUS | 2:17:44 |
| 10, | Antonio Rodrigues    | POR | 2:17:54 |
| 11, | Philippe Rémond      | FRA | 2:18:19 |
| 12, | Xolile Yawa          | RSA | 2:18:37 |
| 13, | Dave Scudamore       | USA | 2:18:41 |
| 14, | Willy Kalombo        | COD | 2:19:18 |
| 15, | José Manuel García   | ESP | 2:19:31 |
| 16, | Bruce Deacon         | CAN | 2:20:29 |
| 17, | David Buzza          | GBR | 2:20:34 |
| 18, | José Molina          | CRC | 2:20:55 |
| 19, | Nikolaos Pollias     | GRE | 2:21:03 |
| 20, | El Mostafa Damaoui   | MAR | 2:21:05 |
| 21, | Ahmed Hussein        | ETH | 2:21:08 |
| 22, | Akira Manai          | JPN | 2:21:23 |
| 23, | Vanderlei de Lima    | BRA | 2:21:48 |
| 24, | Omar Daher           | DJI | 2:21:57 |
| 25, | Shinji Kawashima     | JPN | 2:22:33 |
| 26, | Baek Seung-Do        | KOR | 2:22:40 |
| 27, | Sean Quilty          | AUS | 2:23:10 |
| 28, | João Lopes           | POR | 2:23:15 |
| 29, | Jean Monciaux        | FRA | 2:23:19 |
| 30, | Francesco Ingargiola | ITA | 2:23:30 |
| 31, | Stéphane Franke      | GER | 2:23:53 |
| 32, | Karel David          | CZE | 2:24:42 |
| 33, | Adam Motlagale       | RSA | 2:24:49 |
| 34, | Katsuhiko Hanada     | JPN | 2:25:00 |
| 35, | Max Wenisch          | AUT | 2:25:12 |
| 36, | Osmiro Silva         | BRA | 2:25:37 |
| 37, | Antonio Zeferino     | CPV | 2:25:56 |
| 38, | Dominique Chauvelier | FRA | 2:26:06 |
| 39, | Abner Chipu          | RSA | 2:26:06 |
| 40, | Takahiro Hattori     | JPN | 2:26:33 |
| 41, | Valdenor dos Santos  | BRA | 2:27:12 |
| 42, | Girma Daba           | ETH | 2:27:30 |
| 43, | Sergio Jiménez       | MEX | 2:27:30 |
| 44, | Pascal Zilliox       | FRA | 2:27:50 |
| 45, | Knut Hegvold         | NOR | 2:27:54 |
| 46, | Klaus Peter Hansen   | DEN | 2:28:29 |
| 47, | Terje Næss           | NOR | 2:29:04 |
| 48, | Pavel Loskutov       | EST | 2:29:10 |
| 49, | Jean-Paul Gahimbare  | BDI | 2:30:56 |
| 50, | Luis Martínez        | GUA | 2:31:11 |
| 51, | Hsu Gi-Sheng         | TPE | 2:31:31 |
| 52, | Woliye Jara          | ETH | 2:31:44 |
| 53, | Ray Boyd             | AUS | 2:32:07 |
| 54, | Sid-Ali Sakhri       | ALG | 2:34:26 |
| 55, | Molathegi Segobaetso | BOT | 2:34:47 |
| 56, | Dan Held             | USA | 2:35:19 |
| 57, | Eder Moreno          | BRA | 2:36:14 |
| 58, | Koji Shimizu         | JPN | 2:37:11 |
| 59, | Asaf Bimro           | ISR | 2:37:45 |
| 60, | Mpakeletsa Sephali   | LES | 2:38:37 |
| 61, | Isaac Simelane       | SWZ | 2:40:32 |
| 62, | Marco Ochoa          | USA | 2:44:21 |
| 63, | Jon Warren           | USA | 2:45:56 |
| 64, | Marcos Juárez        | GUA | 2:55:14 |
| 65, | Emilio Velásquez     | GUA | 2:56:07 |
| 66, | Sergey Zabavskiy     | TJK | 3:02:49 |
| 67, | Alain Nkulu          | COD | 3:08:32 |
| 68, | Zebedayo Bayo        | TAN | 3:11:19 |
| 69, | Rod De Highden       | AUS | 3:13:44 |
| 70, | Errol Peters         | GUY | 3:14:30 |

**Did not finish:** Sophuong Vanh CAM, Patrick Ntambwe COD, Yayah Aden DJI, Abdillahi Bouh DJI, Diego García ESP, Alberto Juzgado ESP, Moges Taye ETH, Turbo Tumo ETH, Bruno Léger FRA, Dale Rixon GBR, Spyros Andriopoulos GRE, Panayiotis Haramis GRE, Yorgos Karayiannis GRE, Ioannis Perifanos GRE, Marcello Curioni ITA, Vincenzo Modica ITA, Mbarak Hussein KEN, William Koech KEN, Cosmas Ndeti KEN, Chang Ki-Shik KOR, Salah Qoqaiche MAR, Abdelkader El Mouaziz MAR, Isidro Rico MEX, Andrés Espinosa MEX, Benjamin Paredes MEX, Faustino Reynoso MEX, Trpe Martinovski MKD, Lucketz Swartbooi NAM, Joseph Tjitunga NAM, Antonio Pinto POR, Paulo Catarino POR, Vitor Vasco POR, Abel Mokibe RSA, Lawrence Peu RSA, Petro Meta TAN, Francis Naali TAN, Don Janicki USA & Ruben Maza VEN

**Did not start:** Darren Wilson AUS, Marco A. Condori BOL

Fiz came close to becoming the first marathoner to retain a world title but had to concede to the superior finishing powers of his compatriot Antón, a man who has run 1500m in 3:37.5. It was another Spaniard, Roncero, who led at halfway in 67:08, the hot weather and severity of the historic Marathon to Athens course ensuring times would not be fast. At that point Fiz and Antón shared fourth place in 67:15 but they drew clear of the field in the 29th kilometre. Fiz tried all he could to shake off his opponent, but Antón, the reigning European 10,000m champion running only his third marathon (having won the previous two), easily outsprinted him over the final 500m. With Roncero finishing sixth Spain won the World Cup team race held in conjunction. Moneghetti, contesting his fifth World Championships, collected his first medal in third place.

## IAAF World Marathon Cup (5 to run, 3 to score)

|     |               |         |
|-----|---------------|---------|
| 1,  | Spain         | 6:43:30 |
| 2,  | Italy         | 6:55:33 |
| 3,  | Brazil        | 7:02:56 |
| 4,  | France        | 7:07:44 |
| 5,  | Japan         | 7:08:56 |
| 6,  | South Africa  | 7:09:32 |
| 7,  | Australia     | 7:09:33 |
| 8,  | Ethiopia      | 7:20:22 |
| 9,  | United States | 7:38:21 |
| 10, | Guatemala     | 8:22:32 |

## Seville 1999

(Aug 28)

|    |                 |     |         |
|----|-----------------|-----|---------|
| 1, | Abel Antón      | ESP | 2:13:36 |
| 2, | Vincenzo Modica | ITA | 2:14:03 |
| 3, | Nobuyuki Sato   | JPN | 2:14:07 |
| 4, | Luis Novo       | POR | 2:14:27 |
| 5, | Danilo Goffi    | ITA | 2:14:50 |
| 6, | Atsushi Fujita  | JPN | 2:15:45 |
| 7, | Koji Shimizu    | JPN | 2:15:50 |
| 8, | Martín Fiz      | ESP | 2:16:17 |



9, Simon Biwott KEN 2:16:20; 10, Daniele Caimmi ITA 2:16:23; 11, Gezahegn Abera ETH 2:16:42; 12, Gemechu Kebede ETH 2:16:44; 13, Amehesse Tolossa ETH 2:16:45; 14, El Mostafa Damaoui MAR 2:16:49; 15, Gert Thys RSA 2:17:13; 16, Simon Mphulanyane RSA 2:17:38; 17, Makhosonke Fika RSA 2:17:47; 18, Akira Manai JPN 2:17:56; 19, Jean-Pierre Monciaux FRA 2:18:07; 20, Roberto Barbi ITA 2:18:13; 21, Hyung Jae-Hyung KOR 2:18:19; 22, Nikólaos Políás GRE 2:18:27; 23, Mohamed Ouadi FRA 2:18:45; 24, Rod De Haven USA 2:19:06; 25, Giovanni Ruggiero ITA 2:19:34; 26, Eddy Hellebuyck USA 2:20:18; 27, Bruce Deacon CAN 2:20:25; 28, Alfred Shemweta SWE 2:20:27; 29, Steve Moneghetti AUS 2:20:32; 30, Belaye Wolashe ETH 2:21:04; 31, Jillo Dube ETH 2:23:04; 32, Anders Szalkai SWE 2:23:18; 33, Azzedine Sakhri ALG 2:23:39; 34, Jonathan Hume USA 2:23:50; 35, Valeriu Vlas MDA 2:24:22; 36, Tadayuki Ojima JPN 2:24:29; 37, John Monyatso RSA 2:25:03; 38, Juan Camacho MEX 2:25:18; 39, Antonio Zeferino CPV 2:26:03; 40, Alejandro Gómez ESP 2:26:40; 41, Faustino Reynoso MEX 2:26:57; 42, Alejandro Cruz MEX 2:27:31; 43, Rachid Aitbensalem MAR 2:27:51; 44, Mohamed Guennani FRA 2:28:59; 45, Vicente Chura PER 2:29:27; 46, Abner Chipu RSA 2:29:51; 47, Steve Swift USA 2:30:04; 48, Pat Carroll AUS 2:31:26; 49, Mwenze Kalombo COD 2:31:55; 50, Javier Cortés ESP 2:32:06; 51, Sergey Zabavskiy TJK 2:32:22; 52, Andrey Gordeyev BLR 2:33:09; 53, Mpakeletsa Sephali LES 2:33:21; 54, William Ramírez COL 2:36:18; 55, Zvade Vodage ISR 2:36:19; 56, Luke Magongo SWZ 2:38:26; 57, Andrew Smith GUY 2:39:45; 58, Lwan Thu MYA 2:45:34; 59, Georges Richmond PYF 2:45:36; 60, Trpe Martinovski MKD 2:48:36; 61, Sean Quilty AUS 2:48:58; 62, Omar Moussa Bouh DJI 2:52:33; 63, Daviano Aviles MEX 2:53:24; 64, Richard Rodríguez ARU 2:53:51; 65 To Rithya CAM 2:59:20

**Did not finish:** Shaun Creighton AUS, Ngoie Ntambwe COD, Mohamed Ali Abdi DJI, Omar Daher Ghadid DJI, Antonio Peña ESP, Fabián Roncero ESP, Luis Soares FRA, Philippe Rémond FRA, Manukau Teuribaki KIR, Vilayvanh Phachansili LAO, Abdelfattah Aitzaoui MAR, António Salvador POR, Roman Kejžar SLO, Zebedayo Bayo TAN & Keith Brantly USA

At 36 years and 308 days, Antón became the oldest IAAF World Championships gold medallist in a running event, and joined Abebe Bikila and Waldemar Cierpinski as the only marathon men to have won a second global title. Since outkicking his Spanish colleague Fiz for the world title in Athens, Antón had experienced his ups and downs: 4th in 1997 Fukuoka (2:10:27), 1st in 1998 London (personal best of 2:07:57), non-finisher 1998 New York, 3rd 1999 London (2:09:41). But on home soil in Seville (his first ever marathon in Spain) he was back to vintage form.

Damaoui was about a minute clear of the main contenders at halfway in 67:24 only to be caught at 27 kilometres. Sato then built up a big lead by 35 kilometres ahead of Modica, Antón and Biwott. During the 38th kilometre, first Modica then Antón, dropped Biwott, and then Antón on his own spurred away in pursuit of Sato, whom he caught and passed approaching 39 kilometres. Covering the second half in an exceptional 65:10, he won by 27 seconds from Modica with Sato third. His time of 2:13:36 was impressively fast in the heat of the evening. Italy and Japan each had three men in the top ten, finishing in that order on aggregate times in the concurrent World Cup competition.

#### IAAF World Marathon Cup (5 to run, 3 to score)

|                  |         |
|------------------|---------|
| 1, Italy         | 6:45:16 |
| 2, Japan         | 6:45:42 |
| 3, Ethiopia      | 6:50:11 |
| 4, South Africa  | 6:52:38 |
| 5, Spain         | 6:56:33 |
| 6, United States | 7:03:14 |
| 7, France        | 7:05:51 |
| 8, Mexico        | 7:19:46 |
| 9, Australia     | 7:40:56 |

### Edmonton 2001

#### (Aug 3)

|                          |     |   |  |
|--------------------------|-----|---|--|
| 1, Gezahegne Abera       | ETH | 2:12:42   |  |
| 2, Simon Biwott          | KEN | 2:12:43   |  |
| 3, Stefano Baldini       | ITA | 2:13:18   |  |
| 4, Tesfaye Tola          | ETH | 2:13:58   |  |
| 5, Shigeru Aburaya       | JPN | 2:14:07   |  |
| 6, Abdelkader El Mouaziz | MAR | 2:15:41   |  |
| 7, Tesfaye Jifar         | ETH | 2:16:52   |  |
| 8, Yoshiteru Morishita   | JPN | 2:17:05   |  |
| 9, Takayuki Nishida      | JPN | 2:17:24; 10, Simeretu Alemayehu ETH 2:17:35; 11, Giacomo Leone ITA 2:17:54; 12, Atsushi Fujita JPN 2:18:23; 13, Benoît Zwierzchewski FRA 2:18:29; 14, Ian Syster RSA 2:19:38; 15, Oscar Fernández |  |

ESP 2:19:45; 16, Hakim Bagy FRA 2:20:43; 17, Alberico Di Cecco ITA 2:20:44; 18, Aleksandr Kuzin UKR 2:21:26; 19, Benjamin Paredes MEX 2:22:07; 20, Asaf Bimro ISR 2:22:36; 21, Andrés Espinosa MEX 2:23:06; 22, Lim Jin-Soo KOR 2:23:16; 23, Nick Harrison AUS 2:23:24; 24, Antonio Peña ESP 2:23:29; 25, Pamenos Ballantyne VIN 2:24:36; 26, Kenichi Takahashi JPN 2:24:41; 27, Franklin Tenorio ECU 2:25:15; 28, Lucketz Swartbooi NAM 2:25:40; 29, Kamel Ziani ESP 2:25:43; 30, Thabiso Moqhalí LES 2:25:44; 31, Mykola Rudyk UKR 2:26:04; 32, Diego Colorado COL 2:26:13; 33, Ahmed Adam Saleh QAT 2:26:32; 34, Larbi Zéroual FRA 2:26:45; 35, Josh Cox USA 2:26:52; 36, Rod de Highden USA 2:27:42; 37, Julio Rey ESP 2:27:59; 38, Eddy Hellebuyck USA 2:28:01; 39, Anders Pál Szalkai SWE 2:28:33; 40, Magnus Michelsson AUS 2:28:36; 41, Francisco Javier Cortés ESP 2:28:48; 42, Steve Bohan CAN 2:29:22; 43, Ernest Ndjissipou CAF 2:29:25; 44, Tesfit Berhe ERI 2:29:50; 45, Francisco Bautista MEX 2:29:56; 46, Bruce Deacon CAN 2:30:22; 47, Vasilij Medvedev UZB 2:30:28; 48, Mike Dudley USA 2:30:45; 49, Vasilios Zabélis GRE 2:31:34; 50, Andrey Naumov UKR 2:31:42; 51, António Zeferino CPV 2:32:46; 52, Kim Gillard AUS 2:33:11; 53, Rafael Yax GUA 2:33:21; 54, Kim Yi-Yong KOR 2:33:28; 55, Isaac García MEX 2:33:32; 56, Alfredo Arévalo GUA 2:34:16; 57, Gregorio Dominguez MEX 2:35:15; 58, Jean Paul Niyonsaba BDI 2:35:43; 59, Djuro Kodzo BIH 2:35:47; 60, Zigmund Zilbershtein GEO 2:36:01; 61, Kopamo Pekile LES 2:36:24; 62, Juan Ramos GUA 2:37:15; 63, Honest Mutsakani ZIM 2:37:44; 64, Oliver Utting CAN 2:39:53; 65, Nestor Jami ECU 2:41:18; 66, Abdellah Béhar FRA 2:41:42; 67, Labane Nkete RSA 2:42:21; 68, Sergey Zabavskiy TJK 2:42:22; 69, José Jami ECU 2:42:23; 70, Leonardo Vieira Guedes BRA 2:43:11; 71, Christian Marmen CAN 2:44:44; 72, Fraser Bertram CAN 2:45:10

**Did not finish:** Azzedine Sakhri ALG, Fekadu Degefu ETH, Mohammed Ezzher FRA, Theódoros Záchos GRE, Elson Williams GUY, Giovanni Ruggiero ITA, Samson Kandie KEN, Josephat Kiprono KEN, Arkadiy Tolstyn KGZ, Lee Bong-ju KOR, Abdelfattah Aitzaoui MAR, Luis Novo POR, Josiah Bembe RSA, Gert Thys RSA, Matthias Ntawulikura RWA, Roman Kejžar SLO, Ahmed Hassan SOM, Abukar Mohammed SOM, Stephen Bwire TAN, Ronnie Holassie TTO, Khalid Khannouchi USA, David Morris USA & Elijah Mutandiro ZIM

**Did not start:** Emiliano Lemus HON, Pedro Jiménez HON, Percy Sephoda LES, Mustapha Riad MAR & Josiah Thugwane RSA

**Disqualified:** Roberto Barbi ITA (40.1) (2:35:55)

The organisers had the novel idea to stage the race in conjunction with the opening ceremony, and they were rewarded with the greatest finish ever to a championship marathon. Unfortunately for the runners, August 3 was the hottest day so far in Edmonton in 2001. Even at the 6:45pm start, the temperature was 28°C.

Trinidad's Ronnie Holassie led for 55 minutes before being caught before halfway (66:59) and dropping out. London marathon winner El Mouaziz took up the pace and held a lead of around nine seconds at 30Km from Abera, Biwott, Baldini, Tola and Aburaya. The course then featured a climb up from the North Saskatchewan River, during which El Mouaziz was caught.

After two hours of running, Abera surged and dropped all but Biwott. Thrillingly, the two entered the stadium together with Biwott just ahead. The pair had 300m to run and Abera kicked with 200m to go. Biwott didn't fold and chased closely, but it was the Ethiopian who reached the finish line a second in front, covering the last 300m in 44.7. He therefore became the first man to simultaneously hold Olympic and World marathon titles.

#### IAAF World Marathon Cup (5 to run, 3 to score)

|                  |   |
|------------------|---|
| 1, Ethiopia      | 6:43:32   |
| 2, Japan         | 6:48:36   |
| 3, Italy         | 6:51:56   |
| 4, France        | 7:05:57   |
| 5, Spain         | 7:08:57   |
| 6, Mexico        | 7:15:09   |
| 7, Ukraine       | 7:19:12   |
| 8, Australia     | 7:19:42   |
| 9, United States | 7:25:38; 10, Canada 7:39:37; 11, Guatemala 7:44:52; 12, Ecuador 7:48:56 |

### Paris 2003

#### (Aug 30)

|                          |     |         |
|--------------------------|-----|---------|
| 1, Jaouad Gharib         | MAR | 2:08:31 |
| 2, Julio Rey             | ESP | 2:08:38 |
| 3, Stefano Baldini       | ITA | 2:09:14 |
| 4, Alberto Chaiça        | POR | 2:09:25 |
| 5, Shigeru Aburaya       | JPN | 2:09:26 |
| 6, Daniele Caimmi        | ITA | 2:09:29 |
| 7, Ian Syster            | RSA | 2:10:17 |
| 8, Michael Kosgei Rotich | KEN | 2:10:35 |

9, Hendrick Ramaala RSA 2:10:37; 10, Atsushi Sato JPN 2:10:38; 11, Lee Bong-Ju KOR 2:10:38; 12, Tsuyoshi Ogata JPN 2:10:39; 13, Rachid El Ghanmouni MAR 2:10:56; 14, Viktor Röthlin SUI 2:11:14; 15, Samson Ramadhani TAN 2:11:21; 16, José Manuel Martínez ESP 2:11:31; 17, Lee Troop AUS 2:11:46; 18, Rachid Ziar ALG 2:11:58; 19, Ambesse Tolossa ETH 2:12:19; 20, Luc Krotwaar NED 2:12:28; 21, Koji Shimizu JPN 2:13:19; 22, Alberico Di Cecco ITA 2:13:36; 23, Ruggero Pertile ITA 2:13:45; 24, Nikólaos Políás GRE 2:13:53; 25, Larbi Zéroual FRA 2:14:29; 26, Ashebir Demissie ETH 2:14:32; 27, Asaf Bimro ISR 2:14:52; 28, Juan Carlos Cardona COL 2:14:52; 29, Joachim Nshimirimana BDI 2:14:57; 30, Gert Thys RSA 2:15:00; 31, Al-Mustafa Riyadh BRN 2:15:20; 32, Kevin Collins USA 2:15:38; 33, Karl Johan Rasmussen NOR 2:16:00; 34, Hakim Bagy FRA 2:16:06; 35, Andrew Letherby AUS 2:16:12; 36, Toni Bernadó AND 2:16:19; 37, Ahmed Adam Saleh QAT 2:16:31; 38, Khalid Skah MAR 2:16:34; 39, Clint Verran USA 2:16:42; 40, Lee Myong-Seun KOR 2:16:46; 41, Rod de Highden AUS 2:16:56; 42, Philippe Rémond FRA 2:17:35; 43, Terefa Dawit ETH 2:17:53; 44, Yusuf Zepak TUR 2:18:02; 45, Ernest Ndjissipou CAF 2:18:06; 46, Mytahar Echchadi MAR 2:18:12; 47, Keith Dowling USA 2:18:17; 48, Alberto Juzdado ESP 2:18:34; 49, Mathias Ntawulikura RWA 2:18:44; 50, José Ernani Palalia MEX 2:20:03; 51, Nick Harrison AUS 2:20:16; 52, Ji Young-Jun KOR 2:20:21; 53, Migidio Bourifa ITA 2:21:12; 54, Carlos Grisales COL 2:22:34; 55, Shane Nankervis AUS 2:23:12; 56, Vasilij Medvedev UZB 2:23:39; 57, Foaad Abubaker QAT 2:23:40; 58, Julian Berrio COL 2:24:03; 59, Roman Kejžar SLO 2:24:20; 60, Driss El Himer FRA 2:24:23; 61, Jumah Omar Al-Noor QAT 2:24:33; 62, John Nada Saya TAN 2:25:49; 63, Ser-Od Bat-ochir MGL 2:26:39; 64, Jimmy Heard USA 2:26:59; 65, Jussi Utraiainen FIN 2:29:03; 66, Javier Cortés ESP 2:29:53; 67, Mpesela Ntlot'soeu LES 2:30:44; 68, Sokhibdjari Sharipov TJK 2:31:29; 69, Carlos Almeida CPV 2:33:31

**Did not finish:** João N'Tyamba ANG, Omar Daher DJI, Alejandro Gómez ESP, Gezahegn Abera ETH, Moges Taye ETH, Tereje Wodajo ETH, Matt O'Dowd GBR, Ayele Setegne ISR, Chris Cheboiboch KEN, Frederick Cheroni KEN, William Kiplagat KEN, Ambrose Makau KEN, Kim Yi-Yong KOR, El Mostafa Damaoui MAR, Tobias Hiskia NAM, Ezael Thlobo RSA, Josiah Thugwane RSA, Zebedayo Bayo TAN, Kemal Tuvakuliyev TKM & Ryan Shay USA

The race started at the historic Hôtel de Ville in the centre of Paris. Happily the temperature (18°C) was considerably cooler than earlier in the week. The pace (64:45 at halfway) was quick by championship marathon standards, yet a huge pack were in contention at 30Km though not the defending champion Abera, who dropped out injured. In the 32nd kilometre Gharib broke away along with 2:06:33 man Rotich. European silver medallist Rey tracked the two Africans and moved into second place when Rotich surprisingly fell back. Edmonton bronze medallist Baldini moved into third place after 40K. The leading pair entered the stadium tunnel together, but on their emergence Gharib had pulled away. He ran the second half of the race in 63:45 and his winning time of 2:08:31 was not only a championship record but the fastest-ever summer marathon. It was a pitiful race for Ethiopia and Kenya, with a total of seven non-finishers between those two distance running superpowers.

#### IAAF World Marathon Cup (5 to run, 3 to score)

|   |         |
|---|---------|
| 1, Japan  | 6:30:43 |
| 2, Italy  | 6:32:19 |
| 3, South Africa   | 6:35:54 |
| 4, Morocco  | 6:36:01 |
| 5, Spain  | 6:38:43 |
| 6, Ethiopia   | 6:44:44 |
| 7, Australia  | 6:44:54 |
| 8, Korea  | 6:47:45 |
| 9, France 6:48:10; 10, United States 6:50:37; 11, Colombia 7:01:29; 12, Qatar 7:04:44 |         |

#### Helsinki 2005

##### (Aug 13)

|  |     |         |
|--|-----|---------|
| 1, Jaouad Gharib   | MAR | 2:10:10 |
| 2, Christopher Isegwe  | TAN | 2:10:21 |
| 3, Tsuyoshi Ogata  | JPN | 2:11:16 |
| 4, Toshinari Takaoka   | JPN | 2:11:53 |
| 5, Samson Ramadhani  | TAN | 2:12:08 |
| 6, Alex Malinga  | UGA | 2:12:12 |
| 7, Paul Biwott   | KEN | 2:12:39 |
| 8, Julio Rey   | ESP | 2:12:51 |
| 9, Brian Sell USA 2:13:27; 10, Marilson dos Santos BRA 2:13:40; 11, Robert Cheboror KEN 2:14:08; 12, Dan Robinson GBR 2:14:26; 13, Gudisa Shentama ETH 2:15:13; 14, Wataru Okutani JPN 2:15:30; 15, Luc Krotwaar NED 2:15:47; 16, Rafal Wójcik POL 2:16:24; 17, Ottaviano Andriani ITA 2:16:29; 18, Luis Jesús POR 2:16:33; 19, Ambesse Tolossa ETH 2:16:36; 20, Satoshi Iriune JPN 2:17:22; 21, |     |         |

Haile Satayin ISR 2:17:26; 22, Clint Verran USA 2:17:42; 23, Abdelkebir Lamachi MAR 2:17:53; 24, Luís Novo POR 2:18:36; 25, Yared Asmeron ERI 2:18:46; 26, Toni Bernadó AND 2:19:06; 27, Scott Westcott USA 2:19:18; 28, Scott Winton NZL 2:19:41; 29, Joseph Riri KEN 2:19:51; 30, José Manuel Martínez ESP 2:20:07; 31, Hailu Negussie ETH 2:20:25; 32, Ri Kyong Chol PRK 2:20:35; 33, André Luis Ramos BRA 2:21:06; 34, Juan Vargas MEX 2:21:29; 35, Ruggero Pertile ITA 2:21:34; 36, Hakim Bagy FRA 2:21:49; 37, Wodage Zvadya ISR 2:21:57; 38, Nelson Cruz CPV 2:22:12; 39, Francis Kirwa FIN 2:22:22; 40, Jason Lehmkuhle USA 2:22:46; 41, Claudir Rodrigues BRA 2:23:11; 42, Pamenos Ballantyne VIN 2:23:18; 43, Jonathan Wyatt NZL 2:23:19; 44, Huw Lobb GBR 2:23:38; 45, Alberto Chaíça POR 2:23:42; 46, Georgiy Andreyev RUS 2:23:50; 47, Asaf Bimro ISR 2:23:58; 48, Michitaka Hosokawa JPN 2:24:38; 49, Clodoaldo da Silva BRA 2:25:02;

50, Kamel Ziani ESP 2:25:06; 51, Peter Gilmore USA 2:25:17; 52, Alfredo Arévalo GUA 2:25:37; 53, Yrjö Pesonen FIN 2:25:39; 54, Je In-Mo KOR 2:26:39; 55, Small Sghir FRA 2:27:07; 56, Oleg Bolokhovets RUS 2:27:08; 57, Cristian Villavicencio NCA 2:27:50; 58, Jeroen van Damme NED 2:29:22; 59, Chad Johnson USA 2:30:45; 60, Cho Keun-Hyung KOR 2:31:59; 61, Ser-Od Bat-Ochir MGL 2:36:31

**Did not finish:** Said Belhout ALG, Jean-Paul Gahimbaré BDI, Vanderlei de Lima BRA, Al-Mustafa Riyadh BRN, José Ríos ESP, Gashaw Melese ETH, Dejene Guta ETH, Tuomo Lehtinen FIN, Janne Holmén FIN, David Ramard FRA, Ahmed Ezzobayry FRA, José Amado García GUA, Stefano Baldini ITA, Migidio Bourifa ITA, Alberico Di Cecco ITA, Wilson Onsare KEN, Jimmy Muindi KEN, Kim Yi-Yong KOR, Zepherinus Joseph LCA, Tsotang Maine LES, Abderrahime Bouramdane MAR, Khalid El Boumelili MAR, Antonio Sousa POR, Ahmed Jumaa Jaber QAT, Aman Majid Awadh QAT, Collin Khoza RSA, Shadrack Hoff RSA, Gert Thys RSA, Hendrick Ramaala RSA, Makhosonke Fika RSA, Dmitriy Burmakin RUS, Anuradha Indrajith Cooray SRI, Getuli Bayo TAN & Zebedayo Bayo TAN

Ninety-five athletes started the race, with 34 failing to finish. The pace over the first half was solid, and the halfway time was 64:17, with defending champion Gharib leading the way. The field stayed together over the next 8Km, and it was only at 29Km that Gharib made a concerted effort to break away. Just Stefano Baldini responded, but within 2Km dropped out with a hamstring problem. By 35Km Gharib was 23 seconds clear of Ogata, Ramadhani and Melese, with Isegwe another seven seconds behind. Isegwe finished fastest, and ended just 11 seconds behind the Moroccan after a 15:48 uphill 5Km split to the 40Km mark. Gharib became only the second marathoner to successfully defend his title.

#### IAAF World Marathon Cup (5 to run, 3 to score)

|                  |         |
|------------------|---------|
| 1, Japan         | 6:38:39 |
| 2, Kenya         | 6:46:38 |
| 3, Ethiopia      | 6:52:14 |
| 4, United States | 6:53:55 |
| 5, Brazil        | 6:57:57 |
| 6, Spain         | 6:58:04 |
| 7, Portugal      | 6:58:51 |
| 8, Israel        | 7:03:21 |

#### Osaka 2007

##### (Aug 25)

|  |     |         |
|--|-----|---------|
| 1, Luke Kibet  | KEN | 2:15:59 |
| 2, Mubarak Hassan Shami  | QAT | 2:17:18 |
| 3, Viktor Röthlin  | SUI | 2:17:25 |
| 4, Yared Asmerom   | ERI | 2:17:41 |
| 5, Tsuyoshi Ogata  | JPN | 2:17:42 |
| 6, Satoshi Osaki   | JPN | 2:18:06 |
| 7, Toshinari Suwa  | JPN | 2:18:35 |
| 8, William Kiplagat  | KEN | 2:19:21 |
| 9, Janne Holmén FIN 2:19:36; 10, José Manuel Martínez ESP 2:20:25; 11, Dan Robinson GBR 2:20:30; 12, Alex Malinga UGA 2:20:36; 13, Tomoyuki Sato JPN 2:20:53; 14, Asfaws Gashaw Melese ETH 2:20:58; 15, Park Ju-Young KOR 2:21:49; 16, Mike Fokoroni ZIM 2:21:52; 17, José Ríos ESP 2:22:21; 18, José de Souza BRA 2:22:24; 19, Ayele Setegne ISR 2:22:27; 20, Ali Zaided LBA 2:22:50; 21, Mbarak Hussein USA 2:23:04; 22, Alberto Chaíça POR 2:23:22; 23, Mike Morgan USA 2:23:28; 24, Kim Young-Chun KOR 2:24:25; 25, Samson Ramadhani TAN 2:25:51; 26, Lee Myong-Seun KOR 2:25:54; 27, Hendrick Ramaala RSA 2:26:00; 28, Chang Chia-Che TPE 2:26:22; 29, Khalid Kamal Yaseen BRN 2:26:32; 30, Getulo Bayo TAN 2:26:56; 31, Dejene Birhanu ETH 2:27:50; 32, Kyle O'Brien USA 2:28:28; 33, Su Wei CHN 2:28:41; 34, Wodage Zvadya ISR 2:29:21; 35, Luis Feiteira POR 2:29:34; 36, Deng Haiyang CHN 2:29:37; 37, Ulrich Steidl GER 2:30:03; 38, Ambesse Tolossa ETH 2:30:20; 39, Michael Tiluway Mislay TAN 2:30:33; 40, Asaf Bimro ISR 2:31:34; 41, Yousef Othman Qader QAT 2:32:00; 42, Paulo Gomes POR 2:32:02; 43, Li Zhuohong CHN 2:32:44; 44, Rachid Kisri MAR 2:32:57; 45, Abderrahime Bouramdane MAR 2:33:26; 46, Pablo Olmedo MEX 2:33:40; 47, Marcel Tschopp LIE 2:33:42; 48, Antoni Bernadó AND 2:34:28; 49, Ren Longyun CHN 2:35:22; 50, Fernando Cabada USA 2:35:48; 51, Peter Riley |     |         |



GBR 2:36:00; 52, Laban Kagika KEN 2:37:13; 53, George Mofokeng RSA 2:40:22; 54, Rito Regules MEX 2:45:26; 55, Ser-Od Bat-Ochir MGL 2:49:06; 56, Mitsuru Kubota JPN 2:59:40; 57, Malefetsane Tumi LES 3:03:47

**Did not finish:** Joachim Nshimirimana BDI; Geovanni Santos BRA; Abdulhak Zakaria BRN; Zheng Yunshan CHN; Nelson Cruz CPV; Óscar Martín ESP; Julio Rey ESP; Pavel Loskutov EST; Gudisa Shentema ETH; Tesfaye Tola ETH; Francis Kirwa FIN; Martin Beckmann GER; Migidio Bourifa ITA; Takhir Mamashayev KAZ; James Mwangi KEN; Laban Kipkemboi KEN; Hicham Chatt MAR; Khalid El Boumlili MAR; Abderrahim Goumri MAR; Iaroslav Musinschi MDA; Juan Gualberto Vargas MEX; Hélder Ornelas POR; Patrick Dupouy PYF; Norman Dlomo RSA; Zongamele Dyubeni RSA; Bethuel Netshifhefhe RSA; Abdil Ceylan TUR & Amos Masai UGA

The race began at 7:00 when the temperature was already 28°, with 81% humidity. By the time the race ended the thermometer would be registering 33°. Sensibly, the athletes went off cautiously, with the first 5Km covered in 16:37. The time at halfway was 68:29, with some 30 runners in a bunch. At the 25Km mark, Kenyans Kiplagat and Kibet, and Shami of Qatar (formerly Richard Yatich of Kenya) led the field uphill towards Osaka Castle. Kibet took the lead for good just after 30Km, and reached 35Km with a 23-second lead over Shami. The margin was extended to well over a minute by the finish, as Röthlin, closing fastest of all over the last 2Km, improved from sixth to third, missing the silver by seven seconds. Although the slowest win in the meeting's history, it was also the largest ever winning margin. Japan, with fifth, sixth and seventh positions, wound up an easy winner of the World Cup trophy.

#### IAAF World Marathon Cup (5 to run, 3 to score)

|                  |         |
|------------------|---------|
| 1, Japan         | 6:54:23 |
| 2, Korea         | 7:12:08 |
| 3, Kenya         | 7:12:33 |
| 4, United States | 7:15:00 |
| 5, Ethiopia      | 7:19:08 |
| 6, Tanzania      | 7:23:20 |
| 7, Israel        | 7:23:22 |
| 8, Portugal      | 7:24:58 |
| 9, PR of China   | 7:31:02 |

### Berlin 2009

(Aug 22)

|                               |        |         |         |
|-------------------------------|--------|---------|---------|
| 1, Abel Kirui                 | KEN    | 2:06:54 |         |
| 2, Emmanuel Mutai             | KEN    | 2:07:48 |         |
| 3, Tsegay Kebede              | ETH    | 2:08:35 |         |
| 4, Yemane Tsegay              | ETH    | 2:08:42 |         |
| 5, Robert Kipkoech Cheruiyot  | KEN    | 2:10:46 |         |
| 6, Atsushi Sato               | JPN    | 2:12:05 |         |
| 7, Adil Annani                | MAR    | 2:12:12 |         |
| 8, José Manuel Martínez       | ESP    | 2:14:04 |         |
| 9, José Moreira               | POR    | 2:14:05 |         |
| 10, Luís Feiteira             | POR    | 2:14:06 |         |
| 11, Masaya Shimizu            | JPN    | 2:14:06 |         |
| 12, Norman Dlomo              | RSA    | 2:14:39 |         |
| 13, Fernando Silva            | POR    | 2:14:48 |         |
| 14, Satoshi Irifune           | JPN    | 2:14:54 |         |
| 15, Dejene Yirdaw             | ETH    | 2:15:09 |         |
| 16, Marilson dos Santos       | BRA    | 2:15:13 |         |
| 17, Johannes Kekana           | RSA    | 2:15:28 |         |
| 18, André Pollmächer          | GER    | 2:15:36 |         |
| 19, Adriano Bastos            | BRA    | 2:15:39 |         |
| 20, Oleg Kulkov               | RUS    | 2:15:40 |         |
| 21, Martin Dent               | AUS    | 2:16:05 |         |
| 22, Coolboy Ngamole           | RSA    | 2:16:20 |         |
| 23, José de Souza             | BRA    | 2:16:40 |         |
| 24, Daniel Browne             | USA    | 2:16:49 |         |
| 25, Reid Coolsaet             | CAN    | 2:16:53 |         |
| 26, Rachid Kisri              | MAR    | 2:17:01 |         |
| 27, Yuriy Abramov             | RUS    | 2:17:04 |         |
| 28, Faustin Baha              | TAN    | 2:17:11 |         |
| 29, Ser-Od Bat-Ochir          | MGL    | 2:17:22 |         |
| 30, Andrew Letherby           | AUS    | 2:17:29 |         |
| 31, Daniel Kipkorir Chepyegon | UGA    | 2:17:47 |         |
| 32, Simon Munyutu             | FRA    | 2:17:53 |         |
| 33, Dylan Wykes               | CAN    | 2:18:00 |         |
| 34, Martin Beckmann           | GER    | 2:18:08 |         |
| 35, George Majaji             | ZIM    | 2:18:37 |         |
| 36, Matt Gabrielson           | USA    | 2:18:41 |         |
| 37, Alejandro Suárez          | MEX    | 2:18:55 |         |
| 38, Chang Chia-Che            | TPE    | 2:19:32 |         |
| 39, Kazuhiro Maeda            | JPN    | 2:19:59 |         |
| 40, Khalid Kamal Yaseen       | BRN    | 2:20:11 |         |
| 41, James Theuri              | FRA    | 2:20:24 |         |
| 42, Roman Kejžar              | SLO    | 2:20:25 |         |
| 43, Pak Song Chol             | PRK    | 2:21:12 |         |
| 44, Driss El Himer            | FRA    | 2:21:19 |         |
| 45, Lee Myong-Seun            | KOR    | 2:21:54 |         |
| 46, Mark Tucker               | AUS    | 2:21:57 |         |
| 47, José Amado García         | GUA    | 2:22:00 |         |
| 48, Carlos Cordero            | MEX    | 2:22:16 |         |
| 49, Falk Ciepiński            | GER    | 2:22:36 |         |
| 50, Ri Hyon U                 | PRK    | 2:22:48 |         |
| 51, Costantino León           | PER    | 2:23:34 |         |
| 52, Andrew Smith              | CAN    | 2:24:48 |         |
| 53, Samir Baala               | FRA    | 2:25:12 |         |
| 54, Juan Gualberto Vargas     | MEX    | 2:25:26 |         |
| 55, Giitah Macharia           | CAN    | 2:25:40 |         |
| 56, Getuli Bayo               | TAN    | 2:25:52 |         |
| 57, Scott Westcott            | AUS    | 2:26:02 |         |
| 58, Nelson Cruz               | CPV    | 2:27:16 |         |
| 59, Andrea Silvini            | Matiya | TAN     | 2:28:48 |
| 60, Arata Fujiwara            | JPN    | 2:31:06 |         |
| 61, Valery Pisarev            | KGZ    | 2:31:32 |         |
| 62, Nate Jenkins              | USA    | 2:32:16 |         |
| 63, Wodage Zvadya             | ISR    | 2:34:58 |         |
| 64, Lee Myoung-Ki             | KOR    | 2:35:12 |         |
| 65, Tobias Sauter             | GER    | 2:35:43 |         |
| 66, Pedro Nimo                | ESP    | 2:36:39 |         |
| 67, Tesfayohannes Mesfin      | ERI    | 2:39:51 |         |
| 68, Yuk Gun-Tae               | KOR    | 2:40:47 |         |
| 69, Sangay Wangchuk           | BHU    | 2:47:55 |         |

**Did not finish:** Stephen Kamar BRN, Franklin Tenorio ECU, Yared Asmerom ERI,

Yonas Kifle ERI, Rafael Iglesias ESP, Deressa Chimsa ETH, Deriba Merga ETH, Loïc Letellier FRA, Benjamin Kiptoo KEN, Ji Young-Jun KOR, Sechaba Bohosi LES, Reinhold Iita NAM, Michael Aish NZL, Mubarak Hassan Shami QAT, Dieudonné Disi RWA, Lucian Disdery Hombo TAN, Christopher Isegwe TAN, Nicholas Kiprono UGA, Amos Masai UGA & Justin Young USA

**Disqualified:** (r40.1) Mikhail Lemayev RUS (2:21:47); (r40.9) Abderrahim Goumri MAR (dnf)

The course comprised four 10Km loops through the centre of Berlin and past many historical and cultural sights, plus an extra 2.195Km loop from Berlin Cathedral to Alexanderplatz and back.

With the temperature rising from 18° at the start of the race (11:45) to 21° at the end, the heat was not too great a problem. The first 10Km was covered in 30:08, and the pace quickened to 59:42 at 20Km, with eight men still in contention, including three Kenyans and three Ethiopians. By 30Km (1:29:43) the Kenyans were accompanied only by Merga. After Cheruiyot fell off the pace, Kirui and Mutai opened up a small gap on Merga. The Ethiopian was to drop out at 39Km after being passed by Kebede. Meanwhile, Kirui began to move away from Mutai. A gap of 20 seconds at 40Km (2:00:10) grew to 54 by the finish at the Brandenburg Gate. Behind the two Kenyans Kebede won the battle of the Ethiopians ahead of Tesgay. Cheruiyot placed fifth to give Kenya its first team victory.

The rush to the marathon by Kenyan runners has overwhelmed the rest of the world. In 2009 sixteen men ran under 2:07, of whom 12 were Kenyans! Neither Olympic champion Wanjiru, nor Kibet and Kwambai who had both run 2:04:27 earlier in the year were selected, but Kenya still won two medals and the team title.

#### IAAF World Marathon Cup (5 to run, 3 to score)

|                   |         |
|-------------------|---------|
| 1, Kenya          | 6:25:28 |
| 2, Ethiopia       | 6:32:26 |
| 3, Japan          | 6:41:05 |
| 4, Portugal       | 6:42:59 |
| 5, South Africa   | 6:46:27 |
| 6, Brazil         | 6:47:32 |
| 7, Australia      | 6:55:31 |
| 8, Germany        | 6:56:20 |
| 9, France         | 6:59:36 |
| 10, Canada        | 6:59:41 |
| 11, Mexico        | 7:06:37 |
| 12, United States | 7:07:46 |
| 13, Tanzania      | 7:11:51 |
| 14, Korea         | 7:37:53 |

X

Daegu 2011

(Sep 4)

|                          |     |         |
|--------------------------|-----|---------|
| 1, Abel Kirui            | KEN | 2:07:38 |
| 2, Vincent Kipruto       | KEN | 2:10:06 |
| 3, Feyisa Lilesa         | ETH | 2:10:32 |
| 4, David Barmasai        | KEN | 2:11:39 |
| 5, Eliud Kiptanui        | KEN | 2:11:50 |
| 6, Hiroyuki Horibata     | JPN | 2:11:52 |
| 7, Ruggero Pertile       | ITA | 2:11:57 |
| 8, Stephen Kiprotich     | UGA | 2:12:57 |
| 9, Kentaro Nakamoto      | JPN | 2:13:10 |
| 10, Rachid Kisri         | MAR | 2:13:24 |
| 11, Eshetu Wendimu       | ETH | 2:13:37 |
| 12, Marius Ionescu       | ROU | 2:15:32 |
| 13, Dong Guojian         | CHN | 2:15:45 |
| 14, Dave Webb            | GBR | 2:15:48 |
| 15, Cuthbert Nyasango    | ZIM | 2:15:56 |
| 16, Beraki Beyene        | ERI | 2:16:03 |
| 17, Yuki Kawachi         | JPN | 2:16:11 |
| 18, Aleksey V. Sokolov   | RUS | 2:16:23 |
| 19, Ser-Od Bat-Ochir     | MGL | 2:16:41 |
| 20, Aleksey A. Sokolov   | RUS | 2:16:48 |
| 21, Lee Merrien          | GBR | 2:16:59 |
| 22, Jeong Jin-Hyeong     | KOR | 2:17:04 |
| 23, Li Zicheng           | CHN | 2:17:35 |
| 24, José Manuel Martínez | ESP | 2:17:44 |
| 25, Rafael Iglesias      | ESP | 2:17:45 |
| 26, Lee Myong-Seun       | KOR | 2:18:05 |
| 27, Yoshinori Oda        | JPN | 2:18:05 |
| 28, Pablo Villalobos     | ESP | 2:18:12 |
| 29, Mike Morgan          | USA | 2:18:30 |
| 30, Urige Buta           | NOR | 2:20:16 |
| 31, Wu Shiwei            | CHN | 2:21:12 |
| 32, Jesper Faurschou     | DEN | 2:21:15 |
| 33, Hwang Jun-Hyeun      | KOR | 2:21:54 |
| 34, Mike Tebulo          | MAW | 2:22:45 |
| 35, Mike Sayenko         | USA | 2:22:49 |
| 36, Yukihiko Kitaoka     | JPN | 2:23:11 |
| 37, Jeff Eggleston       | USA | 2:23:33 |
| 38, Hwang Jin-Suk        | KOR | 2:23:47 |
| 39, Nicholas Arciniaga   | USA | 2:24:06 |
| 40, Anton Kosmač         | SLO | 2:24:16 |
| 41, Samuel Goitom        | ERI | 2:25:42 |
| 42, Kim Min              | KOR | 2:27:20 |
| 43, Sergio Reyes         | USA | 2:29:15 |
| 44, Coolboy Ngamole      | RSA | 2:30:01 |
| 45, Bekir Karayel        | TUR | 2:33:20 |
| 46, Ruben Sanca          | CPV | 2:34:40 |
| 47, John Casallo         | PER | 2:36:43 |
| 48, Modike Lucky Mohale  | RSA | 2:38:22 |
| 49, Sangay Wangchuk      | BHU | 2:38:33 |

**Did not finish:** Jeff Hunt AUS; Khaled Kamal Khaled BRN; Yared Asmerom ERI; Yonas Kifle ERI; Michael Tesfay ERI; Chala Dechase ETH; Gebregziabher Gebremariam ETH; Bazu Worku ETH; Zohar Zemiro ISR; Benjamin Kiptoo KEN; Ali Zaid LBA; Adil Annani MAR; David Ngakane RSA; Daniel Kipkorir Chepyegon UGA & Nicholas Kiprono UGA

**Disqualified:** (r40.9) Abderrahime Bouramdane MAR (2:10:55), Ahmed Baday MAR (2:17:59) & Abderrahim Goumri MAR (dnf)

On a warm and humid day (24°C, 65%), a slow pace was expected, and the halfway point was passed in 65:07 with 22 men in the pack. Kirui had taken the lead at the 20Km point, and covered the next 5Km in 14:43, reducing the leading group to four – himself, Kiptanui, Kipruto and Lileisa. The defending champion separated himself from the others with a 14:18 split to the 30Km mark, and proceeded to win by the record margin of 2:28. “When it comes to a race where you have strong competitors, you also have to be wise,” said Kirui of his tactics. “Running is not only legs. It’s also the mind.” The race started and finished at Gukchae-bosang Memorial Park and comprised two loops of 15Km and one of 12.195Km.

The team race was won easily by Kenya from Japan. In third place initially were Morocco (6:42:18), but they fell out of the rankings when it was confirmed that three of their five entrants – including fourth-placed Bouramdane – had committed doping offences according to their Athlete Biological Passports.

Due to diminishing interest in the format, the IAAF had already decided before Daegu to drop the World Marathon Cup after 2011. It was, however, agreed to continue allowing up to five individuals per country to compete in 2013.

#### IAAF World Marathon Cup (5 to run, 3 to score)

|                  |         |
|------------------|---------|
| 1, Kenya         | 6:29:23 |
| 2, Japan         | 6:41:13 |
| 3, Spain         | 6:53:41 |
| 4, PR of China   | 6:54:32 |
| 5, Korea         | 6:57:03 |
| 6, United States | 7:04:52 |

#### Moscow 2013

##### (Aug 17)

|                               |     |         |
|-------------------------------|-----|---------|
| 1, Stephen Kiprotich          | UGA | 2:09:51 |
| 2, Lelisa Desisa              | ETH | 2:10:12 |
| 3, Tadesse Tola               | ETH | 2:10:23 |
| 4, Tsegaye Kebede             | ETH | 2:10:47 |
| 5, Kentaro Nakamoto           | JPN | 2:10:50 |
| 6, Solonei da Silva           | BRA | 2:11:40 |
| 7, Paulo Roberto Paula        | BRA | 2:11:40 |
| 8, Yemane Adhane              | ETH | 2:11:43 |
| 9, Peter Some                 | KEN | 2:11:47 |
| 10, Jackson Kiprop            | UGA | 2:12:12 |
| 11, Beraki Beyene             | ERI | 2:13:40 |
| 12, Bernard Kipyego           | KEN | 2:14:01 |
| 13, Jeff Eggleston            | USA | 2:14:23 |
| 14, Masakazu Fujiwara         | JPN | 2:14:29 |
| 15, Javier Guerra             | ESP | 2:14:33 |
| 16, Samuel Tsegay Tesfamariam | ERI | 2:14:41 |
| 17, Kazuhiro Maeda            | JPN | 2:15:25 |
| 18, Yuki Kawachi              | JPN | 2:15:35 |
| 19, Abraham Kiplimo           | UGA | 2:16:25 |
| 20, Rob Watson                | CAN | 2:16:28 |
| 21, Paul Pollock              | IRL | 2:16:42 |
| 22, Mustafa Mohamed           | SWE | 2:17:09 |
| 23, Martin Dent               | AUS | 2:17:11 |
| 24, Aleksey V. Sokolov        | RUS | 2:17:12 |
| 25, Michael Kipyego           | KEN | 2:17:47 |
| 26, Marius Ionescu            | ROU | 2:18:31 |
| 27, Daniel Tapia              | USA | 2:18:32 |
| 28, Benjamin Malaty           | FRA | 2:19:21 |
| 29, Jordan Chipangama         | ZAM | 2:19:47 |
| 30, Miguel Almache            | ECU | 2:19:48 |
| 31, Kiflom Slum Weldemichael  | ERI | 2:20:01 |
| 32, Chang Chia-Che            | TPE | 2:20:02 |
| 33, Faustine Musa             | TAN | 2:20:51 |
| 34, Christian Kreienbühl      | SUI | 2:21:17 |
| 35, Ser-Od Bat-Ochir          | MGL | 2:21:55 |
| 36, Juan Carlos Trujillo      | USA | 2:23:13 |
| 37, Tilahun Aliyev            | AZE | 2:23:32 |
| 38, Mohamed Msenduki Ikoki    | TAN | 2:24:20 |
| 39, Zohar Zimro               | ISR | 2:25:23 |
| 40, Michael Ott               | SUI | 2:26:02 |
| 41, Vasyl Matviychuk          | UKR | 2:26:21 |
| 42, Sibusiso Nzima            | RSA | 2:26:32 |
| 43, Sung Ji-Hun               | KOR | 2:26:43 |
| 44, Yin Shujin                | CHN | 2:27:19 |
| 45, Roman Prodius             | MDA | 2:29:08 |
| 46, Hendrick Ramaala          | RSA | 2:30:23 |
| 47, Sergui Ciobanu            | MDA | 2:34:17 |
| 48, Kim Young-Jin             | KOR | 2:35:53 |
| 49, Shawn Forrest             | AUS | 2:39:09 |
| 50, Mihail Krassilov          | KAZ | 2:44:31 |

**Did not finish:** Tayeb Filali ALG, Adam Ismail Khamis BRN, Yared Asmeron ERI, Yonas Kifle ERI, Ayad Lamdassem ESP, Feyisa Lelisa ETH, Hiroyuki Horibata JPN, Nicholas Kipkemboi KEN, Bernard Koech KEN, Jobo Khatoane LES, Tshupo Ramonene LES, Bilal Mohamed MAR, José Antonio Uribe MEX, Michel Butter NED, Hermano Ferreira POR, Jean Pierre Mvuyekure RWA & Wissam Hosni TUN  
**Disqualified:** (r40.1) Jeremias Saloj GUA (2:20:40) & Hafid Chani MAR (DNF)  
**Did not start:** Cephas Pasipamiri ZIM

Tola was the early leader, passing 10Km in 31:22, but was caught by the leading pack before the 15Km point (46:39). The leading group totalled 22 athletes and reached halfway in a cautious 65:12. Tola continued to lead, with 5Km splits of 15:21, 15:25 and 15:24 leading up to 35Km, at which point the leaders were three Ethiopians, two Ugandans and a Kenyan.

Olympic Champion Kiprotich and world leader Desisa emerged to

duel the gold in the final kilometre. The Ugandan made a few unexpected diagonal movements as the two approached the stadium, leading Desisa to follow needlessly in his footsteps. This unsettling tactic worked and Kiprotich went clear enough to be able to tap hands with spectators in the compound before entering the stadium to win.

The race started and finished in Moscow’s Luzhniki Stadium and comprised principally of three laps along the embankment of the Moskva river to Red Square and back.

#### Beijing 2015

##### (Aug 22)

|                                 |     |         |
|---------------------------------|-----|---------|
| 1, Ghirmay Ghebreslassie        | ERI | 2:12:28 |
| 2, Yemane Adhane                | ETH | 2:13:08 |
| 3, Solomon Mutai                | UGA | 2:13:30 |
| 4, Ruggero Pertile              | ITA | 2:14:23 |
| 5, Shumi Dechasa                | BRN | 2:14:36 |
| 6, Stephen Kiprotich            | UGA | 2:14:43 |
| 7, Lelisa Desisa                | ETH | 2:14:54 |
| 8, Daniele Meucci               | ITA | 2:14:54 |
| 9, Amanuel Mesel                | ERI | 2:15:07 |
| 10, Jackson Kiprop              | UGA | 2:15:16 |
| 11, Pak Chol                    | PRK | 2:15:44 |
| 12, Alphonse Felix              | TAN | 2:16:58 |
| 13, Javier Guerra               | ESP | 2:17:00 |
| 14, Tshupo Ramonene             | LES | 2:17:17 |
| 15, Lemi Berhanu                | ETH | 2:17:37 |
| 16, Abdelhadi El Hachimi        | BEL | 2:17:41 |
| 17, Aleksey Reunkov             | RUS | 2:18:12 |
| 18, Solonei da Silva            | BRA | 2:19:20 |
| 19, Tadesse Abraham             | SUI | 2:19:25 |
| 20, Roman Fosti                 | EST | 2:20:35 |
| 21, Masakazu Fujiwara           | JPN | 2:21:06 |
| 22, Mark Korir                  | KEN | 2:21:20 |
| 23, Cuthbert Nyasango           | ZIM | 2:22:15 |
| 24, Xu Wang                     | CHN | 2:23:08 |
| 25, Ian Burrell                 | USA | 2:23:17 |
| 26, Pierre-Célestin Nihorimbere | BDI | 2:23:29 |
| 27, Ezekiel Jafari Ngimba       | TAN | 2:23:43 |
| 28, Scott Smith                 | USA | 2:24:53 |
| 29, Anuradha Indrajith          | COO | 2:25:04 |
| 30, Cephas Pasipamiri           | ZIM | 2:25:05 |
| 31, Roman Prodius               | MDA | 2:26:46 |
| 32, Edwin Kemboi                | AUT | 2:28:06 |
| 33, Ho Chin-Ping                | TPE | 2:28:14 |
| 34, Guan Siyang                 | CHN | 2:30:17 |
| 35, Henri Manninen              | FIN | 2:30:22 |
| 36, David Nilsson               | SWE | 2:31:24 |
| 37, Gilbert Mutandiro           | ZIM | 2:31:35 |
| 38, Ser-Od Bat-Ochir            | MGL | 2:32:09 |
| 39, Noh Si-Hwan                 | KOR | 2:32:35 |
| 40, Kazuhiro Maeda              | JPN | 2:32:49 |
| 41, Desmond Mokgobu             | RSA | 2:34:11 |
| 42, Fabiano Joseph Naasi        | TAN | 2:35:27 |

**Did not finish:** Adam Ismail Khamis BRN, Hasan Mahboob Ali BRN, Gilberto Lopes BRA, Edmilson Santana BRA, Muhan Hasi CHN, Richer Pérez CUB, Beraki Beyene ERI, Carles Castillejo ESP, Mohammad Jaafar Moradi IRI, Mihail Krassilov KAZ, Dennis Kimetto KEN, Wilson Kipsang KEN, Yu Seung-Yeop KOR, Rachid Kisri MAR, Abel Villanueva PER, Marius Ionescu ROU, Benedict Moeng RSA, Sibusiso Nzima RSA, Wissam Hosni TUN, Bekir Karayel TUR, Abraham Kiplimo UGA, Ivan Babaryka UKR, Oleksandr Babaryka UKR & Jeff Eggleston USA

**Disqualified:** (r40.1) Adil Annani MAR (DNF)

The race started in Yongdingmen Park and finished in the National Stadium. A temperature of 22°C, with humidity of 73%, put paid to any notions of a fast time. At 5Km (16:06), one of the contestants from the parallel mass race was among the leaders. Pertile led at halfway in 66:55 – compared to the time of 62:34 in the 2008 Beijing Olympic race, which was staged in similar conditions though on a different course.

At 27Km the unheralded Lesothan Ramonene burst clear and led by 19 seconds at 30Km (1:35:02). By 36Km, he had been caught by Ghebreslassie, and the 19 year-old Eritrean moved 12 seconds clear at 40Km. Ghebreslassie continued to pull away and eventually won by 30 seconds. The 41 year-old Pertile was fourth, having stopped for almost a minute at around 30Km to answer a call of nature. He might otherwise have challenged for the bronze. Favoured Kenyans Kimetto and Kipsang both failed to finish.

#### MARATHON

##### Multiple Medallists:

|                 |     |            |
|-----------------|-----|------------|
| 2 Ahmed Salah   | DJI | 87-2, 91-2 |
| Martin Fiz      | ESP | 95-1, 97-2 |
| Abel Antón      | ESP | 97-1, 99-1 |
| Stefano Baldini | ITA | 01-3, 03-3 |
| Jaouad Gharib   | MAR | 03-1, 05-1 |
| Abel Kirui      | KEN | 09-1, 11-1 |

##### Most Placings in Top Eight:

|                    |     |                  |
|--------------------|-----|------------------|
| 3 Steve Moneghetti | AUS | 87-4, 95-8, 97-3 |
| Fiz                |     |                  |
| Yemane Tsegay      | ETH | 09-4, 13-8, 15-2 |
| Stephen Kiprotich  | UGA | 11-8, 13-1, 15-6 |

## Men's Marathon, continued

## Most Appearances:

|                    |     |   |
|--------------------|-----|---|
| 7 Bat-Ochir Ser-Od | MGL | 03-63, 05-61, 07-55, 09-29, 11-19, 13-35, 15-38 |
|--------------------|-----|---|

## National Placings:

|               | 1         | 2         | 3         | 4         | 5         | 6         | 7         | 8         | Points     |
|---------------|-----------|-----------|-----------|-----------|-----------|-----------|-----------|-----------|------------|
| KEN           | 4         | 3         | -         | 1         | 2         | -         | 2         | 2         | 72         |
| ETH           | 1         | 3         | 3         | 3         | -         | -         | 2         | 1         | 67         |
| JPN           | 1         | -         | 2         | 1         | 6         | 4         | 2         | 1         | 66         |
| ITA           | -         | 1         | 3         | 2         | 1         | 2         | 4         | 2         | 55         |
| ESP           | 3         | 2         | -         | -         | 1         | 2         | -         | 3         | 51         |
| MAR           | 2         | -         | -         | -         | -         | 1         | 1         | -         | 21         |
| UGA           | 1         | -         | 1         | -         | -         | 2         | -         | 1         | 21         |
| AUS           | 1         | -         | 1         | 1         | -         | -         | -         | 1         | 20         |
| TAN           | -         | 1         | -         | -         | 2         | 1         | -         | -         | 18         |
| BRA           | -         | -         | 1         | -         | 1         | 1         | 1         | -         | 15         |
| USA           | 1         | -         | 1         | -         | -         | -         | -         | -         | 14         |
| DJI           | -         | 2         | -         | -         | -         | -         | -         | -         | 14         |
| ERI           | 1         | -         | -         | 1         | -         | -         | -         | -         | 13         |
| GBR           | -         | -         | -         | 1         | 1         | -         | 1         | 1         | 12         |
| POR           | -         | -         | -         | 2         | -         | -         | -         | -         | 10         |
| MEX           | -         | 1         | -         | -         | -         | -         | 1         | -         | 9          |
| GER           | -         | -         | 1         | -         | -         | 1         | -         | -         | 9          |
| NAM           | -         | 1         | -         | -         | -         | -         | -         | -         | 7          |
| QAT           | -         | 1         | -         | -         | -         | -         | -         | -         | 7          |
| NED           | -         | -         | 1         | -         | -         | -         | -         | -         | 6          |
| SUI           | -         | -         | 1         | -         | -         | -         | -         | -         | 6          |
| KOR           | -         | -         | -         | 1         | -         | -         | -         | -         | 5          |
| POL           | -         | -         | -         | 1         | -         | -         | -         | -         | 5          |
| SWE           | -         | -         | -         | 1         | -         | -         | -         | -         | 5          |
| BRN           | -         | -         | -         | -         | 1         | -         | -         | -         | 4          |
| BEL           | -         | -         | -         | -         | -         | 1         | -         | -         | 3          |
| RSA           | -         | -         | -         | -         | -         | -         | 1         | -         | 2          |
| ALG           | -         | -         | -         | -         | -         | -         | -         | 1         | 1          |
| RUS           | -         | -         | -         | -         | -         | -         | -         | 1         | 1          |
| URS           | -         | -         | -         | -         | -         | -         | -         | 1         | 1          |
| <b>Totals</b> | <b>15</b> | <b>15</b> | <b>15</b> | <b>15</b> | <b>15</b> | <b>15</b> | <b>15</b> | <b>15</b> | <b>540</b> |

**Heat 3:** 1, Reitz 8:22.78; 2, Maminski 8:22.79; 3, Ilg 8:22.97; 4, Tuwei 8:23.88; 5, Melzer 8:24.23; 6, Diemer 8:24.92; 7, Renner 8:25.66; 8, Sánchez 8:25.92; 9, Debacker 8:30.79; 10, Carmelo Rios PUR 8:47.19; 11, Eshetu Tura ETH 8:53.86

**Semi-finals (First 4 & 4 fastest to final) (Aug 10)**

**Heat 1:** 1, Reitz 8:22.91; 2, Melzer 8:23.10; 3, Marsh 8:23.18; 4, Ekblom 8:23.28; 5, Scartezzini 8:23.30; 6, Francisco Sánchez ESP 8:23.92; 7, Panayot Kashanov BUL 8:31.95; 8, Richard Tuwei KEN 8:33.29; 9, Pascal Debacker FRA 8:36.16; 10, William Van Dijck BEL 8:39.01; Rainer Schwarz FRG DNF; Krzysztof Wesolowski POL DNS

**Heat 2:** 1, Maminski 8:20.81; 2, Ilg 8:20.83; 3, Korir 8:21.07; 4, Mahmoud 8:21.29; 5, Ramón 8:21.61; 6, Hackney 8:22.44; 7, Fell 8:23.22; 8, Brian Diemer USA 8:23.39; 9, Peter Renner NZL 8:25.72; 10, Gábor Markó HUN 8:32.42; 11, Shigeyuki Aikyo JPN 8:33.29; 12, Kiprotich Rono KEN 8:33.97

**Rome 1987****Final (Sep 5)**

|     |                         |     |         |
|-----|-------------------------|-----|---------|
| 1,  | Francesco Panetta       | ITA | 8:08.57 |
| 2,  | Hagen Melzer            | GDR | 8:10.32 |
| 3,  | William Van Dijck       | BEL | 8:12.18 |
| 4,  | Brian Diemer            | USA | 8:14.46 |
| 5,  | Graeme Fell             | CAN | 8:16.46 |
| 6,  | Henry Marsh             | USA | 8:17.78 |
| 7,  | Peter Koech             | KEN | 8:20.08 |
| 8,  | Patrick Sang            | KEN | 8:20.45 |
| 9,  | Alessandro Lambruschini | ITA | 8:24.25 |
| 10, | Raymond Pannier         | FRA | 8:26.50 |
| 11, | José Regalo             | POR | 8:27.64 |
| 12, | Patriz Ilg              | FRG | 8:38.46 |
| 13, | Franco Boffi            | ITA | 8:43.60 |
| 14, | Roger Hackney           | GBR | 8:48.86 |
|     | Joshua Kipkemboi        | KEN | DNF     |

Panetta showed he had fully recovered from his run in the 10,000m five days earlier when he won his heat in the fastest ever time for a preliminary. The Italian, nicknamed "Rambo", ran the final from the front at a pace close to the world record. His biggest opponent, Kipkemboi, fell at the hurdle on the backstraight of the fourth lap. This seemed to spur on the Italian, who passed 2000m in 5:26.62 and continued to run strongly. Only in the final lap did he start to lose form, but he still had enough energy to start celebrating before he reached the finishing line. Yet he still clocked the fourth-fastest time ever.

**First round (First 4 & 3 fastest to final) (Sep 3)**

**Heat 1:** 1, Panetta 8:16.08; 2, Pannier 8:16.93; 3, Van Dijck 8:19.19; 4, Sang 8:22.26; 5, Eddie Wedderburn GBR 8:24.09; 6, Adauto Domingues BRA 8:26.67; 7, Béla Vágó HUN 8:27.24; 8, Francisco Sánchez ESP 8:34.29; 9, Michael Heist FRG 8:38.80; 10, Brian Abshire USA 8:39.97; 11, Liam O'Brien IRL 8:40.88; 12, Herman Hofstee NED 8:44.04; 13, Emilio Ulloa CHI 8:44.51

**Heat 2:** 1, Kipkemboi 8:20.75; 2, Melzer 8:21.07; 3, Lambruschini 8:21.21; 4, Diemer 8:21.32; 5, Fethi Baccouche TUN 8:22.75; 6, Bogusław Maminski POL 8:24.32; 7, Tommy Ekblom FIN 8:24.66; 8, Ricardo Vera URU 8:36.80; 9, Colin Reitz GBR 8:40.55; 10, Sigeiyuki Aiko JPN 8:41.41; 11, Espen Borge NOR 8:47.34; 12, Ramón López PAR 9:10.29; Flemming Jensen DEN DNF

**Heat 3:** 1, Ilg 8:18.73; 2, Fell 8:18.87; 3, Koech 8:19.28; 4, Regalo 8:20.70; 5, Marsh 8:20.98; 6, Hackney 8:21.35; 7, Boffi 8:21.69; 8, Bruno Le Stum FRA 8:23.61; 9, Valeriy Vandyak URS 8:30.43; 10, Hans Koeleman NED 8:41.80; 11, Domingo Ramón ESP 8:42.35; Mirosław Zerkowski POL DNF

**Tokyo 1991****Final (Aug 31)**

|     |                   |     |         |
|-----|-------------------|-----|---------|
| 1,  | Moses Kiptanui    | KEN | 8:12.59 |
| 2,  | Patrick Sang      | KEN | 8:13.44 |
| 3,  | Azzedine Brahmī   | ALG | 8:15.54 |
| 4,  | Julius Kariuki    | KEN | 8:16.81 |
| 5,  | Brian Diemer      | USA | 8:17.76 |
| 6,  | Abdelaziz Sahere  | MAR | 8:19.40 |
| 7,  | Angelo Carosi     | ITA | 8:20.80 |
| 8,  | Francesco Panetta | ITA | 8:26.79 |
| 9,  | William Van Dijck | BEL | 8:30.46 |
| 10, | Joseph Mahmoud    | FRA | 8:37.09 |
| 11, | Tom Hanlon        | GBR | 8:41.14 |
| 12, | Hagen Melzer      | GER | 8:45.58 |
| 13, | Thierry Brusseau  | FRA | 8:47.46 |
| 14, | Graeme Fell       | CAN | 9:01.73 |
| 15, | Gábor Markó       | HUN | 9:11.53 |

Defending champion Panetta went to the front at the start of the final, tracked by the Kenyan pairing of Sang and Kiptanui (8:07.89 in 1991). At 2000m (5:33.03) the leader was Kiptanui – the reigning World Junior 1500m champion – while Panetta fell back. The third Kenyan, Olympic Champion Kariuki, moved up to form a powerful Kenyan

**3000m Steeplechase****Helsinki 1983****Final (Aug 12)**

|     |                     |     |         |
|-----|---------------------|-----|---------|
| 1,  | Patriz Ilg          | FRG | 8:15.06 |
| 2,  | Bogusław Maminski   | POL | 8:17.03 |
| 3,  | Colin Reitz         | GBR | 8:17.75 |
| 4,  | Joseph Mahmoud      | FRA | 8:18.32 |
| 5,  | Roger Hackney       | GBR | 8:19.38 |
| 6,  | Graeme Fell         | GBR | 8:20.01 |
| 7,  | Julius Korir        | KEN | 8:20.11 |
| 8,  | Henry Marsh         | USA | 8:20.45 |
| 9,  | Mariano Scartezzini | ITA | 8:21.17 |
| 10, | Domingo Ramón       | ESP | 8:21.32 |
| 11, | Hagen Melzer        | GDR | 8:21.33 |
| 12, | Tommy Ekblom        | FIN | 8:21.50 |

Henry Marsh was the man who crossed the finish line first at the 1981 World Cup but was disqualified for missing a water jump. His misfortune continued in Helsinki when he dramatically fell at the final barrier when contesting the gold medal. There was also drama at the start of the final when, to the crowd's delight, Ekblom suddenly sprinted to a lead of 10m.

The Finn stayed in front until 600m from the finish. Scartezzini took over and was ahead at the bell, but was soon overhauled by European Champion Ilg. Maminski and Marsh chased the German and the medals looked to be between these three. After the water jump, Marsh overtook the Pole and looked to be gaining on Ilg. Just as a US gold medal looked possible, Marsh mis-timed his take-off before the final barrier and banded it with his right knee. Ilg saw nothing of this and sprinted away to win. Meanwhile, the American crashed to the track and rolled over as Maminski swerved past on the inside. The luckless American got up to jog across the line in eighth place.

**First round (First 5 & 9 fastest to semi-finals) (Aug 9)**

**Heat 1:** 1, Korir 8:26.63; 2, Ramón 8:27.19; 3, Marsh 8:27.46; 4, Schwarz 8:27.71; 5, Fell 8:27.71; 6, Markó 8:27.72; 7, Scartezzini 8:28.27; 8, Mahmoud 8:29.34; 9, Aikyo 8:31.27; 10, Peter Daenens BEL 8:39.66; 11, Ilkka Äyräväinen FIN 8:46.23; 12, Flemming Jensen DEN 8:56.57

**Heat 2:** 1, Wesolowski 8:27.08; 2, Kashanov 8:29.15; 3, Rono 8:29.25; 4, Ekblom 8:30.74; 5, Hackney 8:30.90; 6, Van Dijck 8:32.33; 7, Rickey Pittman USA 8:32.62; 8, Brendan Quinn IRL 8:34.02; 9, Hamid Homada MAR 8:34.59; 10, Juan Torres ESP 8:41.87; 11, Mark Adam CAN 9:15.18; 12, Wimana Girma ETH 9:31.81



presence at the front of the race. Kiptanui still led at the bell with only Brahmī and Diemer in touch. A Kenyan sweep looked possible, but just as Kiptanui was getting the better of Sang for the gold, so Brahmī overhauled Kariuki for third place.

#### First round (First 4 & 3 fastest to final) (Aug 29)

**Heat 1:** 1, Hanlon 8:18.02; 2, Kariuki 8:18.06; 3, Fell 8:18.19; 4, Sahere 8:18.23; 5, Diemer 8:18.29; 6, Brusseau 8:27.77; 7, Shaun Creighton AUS 8:30.65; 8, Akira Nakamura JPN 8:33.89; 9, José Carlos Pereira POR 8:39.30; 10, Jiří Švec TCH 8:41.08; 11, Juan Azqueta ESP 8:50.50; Alessandro Lambruschini ITA DNS

**Heat 2:** 1, Sang 8:26.78; 2, Panetta 8:27.25; 3, Markó 8:27.53; 4, Mahmoud 8:28.35; 5, Mark Croghan USA 8:29.20; 6, Ricardo Vera URU 8:30.14; 7, Benito Nogales ESP 8:39.21; 8, Marcelo Cascabelo ARG 8:44.57; 9, Jörgen Salo FIN 8:45.68; 10, Peter McColgan GBR 8:58.34; 11, Deena Ram IND 9:05.21; Ivan Kononov URS DNF

**Heat 3:** 1, Kiptanui 8:27.52; 2, Brahmī 8:27.95; 3, Carosi 8:28.35; 4, Van Dijk 8:28.44; 5, Melzer 8:28.56; 6, Colin Walker GBR 8:30.69; 7, Bruno Le Stum FRA 8:33.38; 8, Dan Nelson USA 8:40.23; 9, João Junqueira POR 8:43.37; 10, Antonio Peula ESP 8:45.41; 11, Hamad Al Dosari KSA 8:50.29; 12, Davendra Singh FIJ 9:23.28; Aduato Domingues BRA DNS

### Stuttgart 1993

#### Final (Aug 21)

|    |                         |          |  |
|----|-------------------------|----------|--|
| 1, | Moses Kiptanui          | KEN      | 8:06.36  |
| 2, | Patrick Sang            | KEN      | 8:07.53  |
| 3, | Alessandro Lambruschini | ITA      | 8:08.78  |
| 4, | Matthew Birir           | KEN      | 8:09.42  |
| 5, | Mark Croghan            | USA      | 8:09.76  |
| 6, | Steffen Brand           | GER      | 8:15.33  |
| 7, | Elarbi Khattabi         | MAR      | 8:17.96  |
| 8, | Angelo Carosi           | ITA      | 8:23.42  |
| 9, | Shaun Creighton AUS     | 8:23.45; | 10, Michael Buchleitner AUT 8:25.88; 11, Marc Davis USA 8:28.74; 12, Ricardo Vera URU 8:29.00; 13, Abdelaziz Sahere MAR 8:29.65; 14, Martin Strege GER 8:34.31; 15, Tom Hanlon GBR 8:45.62; Azzedine Brahmī ALG DNF. <i>Davis advanced to final on protest</i> |

Kiptanui had missed the Olympic Games but later in 1992 lowered the world record to 8:02.08. He retained his title comfortably in a race which saw, for the first time, five men run quicker than 8:10. The defending champion made the running, taking himself and Sang into a 10m lead after the first kilometre.

At 2000m (5:26.71) Kiptanui still led, but there was a surprise three laps from the finish when the audacious Khattabi joined the leading pair. The Moroccan could not live with Kiptanui and Sang, but a Kenyan sweep of the medals was prevented by Lambruschini, who overtook Olympic Champion Birir on the backstraight.

#### First round (First 4 & 3 fastest to final) (Aug 20)

**Heat 1:** 1, Sang 8:24.49; 2, Brahmī 8:24.73; 3, Sahere 8:24.89; 4, Buchleitner 8:24.92; 5, Creighton 8:25.29; 6, Tom Buckner GBR 8:27.26; 7, Vladimir Pronin RUS 8:32.26; 8, Kim Bauermeister GER 8:37.41; 9, Wander Moura BRA 8:46.03; 10, Brian Diemer USA 9:01.88; 11, Davendra Singh FIJ 9:21.15; Antonio Peula ESP DNS

**Heat 2:** 1, Birir 8:23.11; 2, Brand 8:23.27; 3, El Khattabi 8:23.57; 4, Lambruschini 8:25.46; 5, Davis 8:26.49; 6, Colin Walker GBR 8:36.22; 7, Bezunen Yae Tura ETH 8:37.13; 8, Thierry Brusseau FRA 8:39.82; 9, Akira Nakamura JPN 8:48.89; 10, Eduardo Henriques POR 8:57.21; Gustavo Castillo MEX DNF

**Heat 3:** 1, Kiptanui 8:19.08; 2, Croghan 8:19.14; 3, Carosi 8:19.66; 4, Strege 8:21.24; 5, Hanlon 8:23.16; 6, Vera 8:23.65; 7, João Junqueira POR 8:28.39; 8, Jim Svenøy NOR 8:29.34; 9, Ville Hautala FIN 8:32.49; 10, Saad Al-Asmari KSA 8:35.06; 11, Whaddon Niewoudt RSA 8:36.40

### Gothenburg 1995

#### Final (Aug 11)

|    |                    |          |  |
|----|--------------------|----------|--|
| 1, | Moses Kiptanui     | KEN      | 8:04.16  |
| 2, | Christopher Kosgei | KEN      | 8:09.30  |
| 3, | Saad Al-Asmari     | KSA      | 8:12.95  |
| 4, | Steffen Brand      | GER      | 8:14.37  |
| 5, | Angelo Carosi      | ITA      | 8:14.85  |
| 6, | Florin Ionescu     | ROU      | 8:15.44  |
| 7, | Vladimir Pronin    | RUS      | 8:16.59  |
| 8, | Martin Strege      | GER      | 8:18.57  |
| 9, | Matthew Birir KEN  | 8:21.15; | 10, Alessandro Lambruschini ITA 8:22.64; 11, Vladimir Golyas RUS 8:27.59; 12, Javier Rodríguez ESP 8:30.96 |

Kiptanui was in such tremendous form that he could afford to hold back on the final lap yet still win by 50m and clock one of the fastest times ever seen. The barefoot Kosgei had surprisingly beaten Kiptanui in their previous clash in Sweden at the Stockholm Grand Prix, but there was only one winner in Gothenburg. The defending champion led from start to finish, reeling off successively faster kilometres of 2:44.06, 2:41.70 and 2:39.36.

At the bell Kiptanui had eight metres on Birir, who was around 5m ahead of Kosgei and Al-Asmari, the only man able to stay with the pace of the Kenyans. With 300m remaining a Kenyan medal sweep looked likely. Then Birir fell heavily at one of the hurdles after being knocked by the inexperienced Kosgei, who had suddenly accelerated in pursuit of Kiptanui. This left Al-Asmari in third place. Birir – the Olympic Champion – quickly got up but lost any chance of catching the Saudi athlete when he fell again at the last water jump. He jogged in to place ninth. Kiptanui won from Kosgei with history's third-fastest time. Al-Asmari won his country's first medal.

The winner stirred controversy when he admitted that he had been saving himself for the following week's Zürich Grand Prix. There, he lowered his world record to an historic 7:59.18.

#### First round (First 6 & 6 fastest to semi-finals) (Aug 7)

**Heat 1:** 1, Birir 8:24.34; 2, Sahere 8:24.37; 3, Rodríguez 8:24.66; 4, Mogotsi 8:25.61; 5, Brand 8:26.45; 6, Van Calcar 8:26.97; 7, Bartoszak 8:27.25; 8, Hautala 8:29.06; 9, Marcel Laros NED 8:31.10; 10, Mohammed Belabbès ALG 8:33.13; 11, Spencer Duval GBR 8:38.01; 12, Wander Moura BRA 8:43.37

**Heat 2:** 1, Al-Asmari 8:22.01; 2, Kosgei 8:22.27; 3, Croghan 8:26.02; 4, Pronin 8:27.79; 5, Bauermeister 8:29.05; 6, Lambruschini 8:29.36; 7, Boulami 8:30.93; 8, Keith Cullen GBR 8:32.07; 9, Antonis Vouzis GRE 8:34.44; 10, Godfrey Siamusiye ZAM 8:37.41; 11, Vitor Almeida POR 8:45.20; 12, Zeba Crook CAN 8:50.34

**Heat 3:** 1, Ionescu 8:22.86; 2, Carosi 8:23.93; 3, Khattabi 8:24.11; 4, Strege 8:24.18; 5, Kiptanui 8:24.20; 6, Svenøy 8:24.49; 7, Fell 8:24.85; 8, Chaston 8:24.97; 9, Golyas 8:27.50; 10, Ricardo Vera URU 8:33.95; 11, Ruben Garcia MEX 8:36.28; 12, Tom Nohilly USA 8:37.01

#### Semi-finals (First 5 & 2 fastest to final) (Aug 9)

**Heat 1:** 1, Carosi 8:19.73; 2, Birir 8:20.17; 3, Kosgei 8:20.53; 4, Ionescu 8:20.76; 5, Rodríguez 8:20.89; 6, Golyas 8:20.97; 7, Strege 8:22.33; 8, Elarbi Khattabi MAR 8:24.13; 9, Graeme Fell CAN 8:24.74; 10, Karl Van Calcar USA 8:30.32; 11, Brahmī Boulami MAR 8:35.42; 12, Jim Svenøy NOR 8:40.53

**Heat 2:** 1, Al-Asmari 8:25.19; 2, Brand 8:26.35; 3, Pronin 8:26.70; 4, Kiptanui 8:27.26; 5, Lambruschini 8:27.75; 6, Michał Bartoszak POL 8:29.14; 7, Ville Hautala FIN 8:31.37; 8, Justin Chaston GBR 8:38.90; 9, Kim Bauermeister GER 8:45.27; 10, Shadrack Mogotsi RSA 8:54.27; Mark Croghan USA & Abdelaziz Sahere MAR DNF

### Athens 1997

#### Final (Aug 6)

|    |                      |          |   |
|----|----------------------|----------|---|
| 1, | Wilson Boit Kipketer | KEN      | 8:05.84   |
| 2, | Moses Kiptanui       | KEN      | 8:06.04   |
| 3, | Bernard Barmasai     | KEN      | 8:06.04   |
| 4, | Saad Al-Asmari       | KSA      | 8:13.87   |
| 5, | Hicham Bouaouiche    | MAR      | 8:14.04   |
| 6, | Mark Croghan         | USA      | 8:14.09   |
| 7, | Jim Svenøy           | NOR      | 8:14.80   |
| 8, | Angelo Carosi        | ITA      | 8:16.01   |
| 9, | Mark Ostendarp GER   | 8:18.49; | 10, Brahmī Boulami MAR 8:23.34; 11, Elarbi Khattabi MAR 8:29.43; 12, Florin Ionescu ROU 8:39.67 |

For the first time in the World Championships, Kenyans filled the first three places in the steeplechase – and it might have been first four had Kenya taken advantage of the “wild card” rule and fielded an additional runner. Kiptanui was not simply a defending champion; he was seeking his fourth title, and he came very close to succeeding. Al-Asmari was still in contention at the bell but was left 50m behind at the end of a fantastic last lap covered in 57.5! Kiptanui, who led for most of the race (2:45.86, 5:31.08), was overtaken by Boit Kipketer at the final barrier while Barmasai – who had fallen early in the race – shared Kiptanui's time. Just one fifth of a second covered the three of them at the end.

#### First round (First 6 & 6 fastest to semi-finals) (Aug 3)

**Heat 1:** 1, Wojcik 8:24.93; 2, Boulami 8:24.95; 3, Kiptanui 8:25.80; 4, Pronin 8:25.95; 5, Croghan 8:25.95; 6, Lambruschini 8:26.35; 7, Buchleitner 8:26.76; 8, Ionescu 8:27.39; 9, Hough 8:28.54; 10, Stasi 8:28.85; 11, Chris Unthank AUS 8:32.02

**Heat 2:** 1, Al-Asmari 8:25.23; 2, Ostendarp 8:25.97; 3, Barmasai 8:26.62; 4, Vroemen 8:28.96; 5, Khattabi 8:32.53; 6, Tom Nohilly USA 8:32.70; 7, Million



Wolde ETH 8:32.77; 8, Abderrahmane Daas ALG 8:33.35; 9, Giuseppe Maffei ITA 8:37.12; 10, Vitor Almeida POR 8:40.75; 11, Michał Bartoszak POL 8:47.01

**Heat 3:** 1, Boit Kipketer 8:29.40; 2, Svenøy 8:29.65; 3, Bouaouiche 8:29.67; 4, Carosi 8:29.92; 5, Morán 8:29.98; 6, Laros 8:30.24; 7, Moura 8:30.70; 8, Dobrzynski 8:31.69; 9, Antonis Vouzis GRE 8:33.51; 10, Stéphane Desautly FRA 8:33.56; 11, Hector Begeo PHI 9:17.82

#### Semi-finals (First 5 & 2 fastest to final) (Aug 4)

**Heat 1:** 1, Al-Asmari 8:20.18; 2, Ostendarp 8:20.40; 3, Kiptanui 8:20.76; 4, Bouaouiche 8:20.88; 5, Khattabi 8:20.94; 6, Svenøy 8:21.16; 7, Vladimir Pronin RUS 8:29.39; 8, Ramiro Morán ESP 8:31.73; 9, Rafał Wojcik POL 8:33.28; 10, Simon Vroemen NED 8:48.66; Alessandro Lambroschini ITA & Tom Nohilly USA DNF

**Heat 2:** 1, Barmasai 8:17.95; 2, Boit Kipketer 8:18.92; 3, Croghan 8:19.98; 4, Carosi 8:20.82; 5, Boulami 8:21.99; 6, Ionescu 8:22.35; 7, Michael Buchleitner AUT 8:26.22; 8, Wander Moura BRA 8:35.01; 9, Stathis Stasi CYP 8:35.73; 10, Marcel Laros NED 8:36.12; 11, Adam Dobrzynski POL 8:38.58; 12, Robert Hough GBR 8:59.24

## Seville 1999

### Final (Aug 23)

|    |                      |     |         |
|----|----------------------|-----|---------|
| 1, | Christopher Kosgei   | KEN | 8:11.76 |
| 2, | Wilson Boit Kipketer | KEN | 8:12.09 |
| 3, | Ali Ezzine           | MAR | 8:12.73 |
| 4, | Damian Kallabis      | GER | 8:13.11 |
| 5, | Bernard Barmasai     | KEN | 8:13.51 |
| 6, | Eliseo Martín        | ESP | 8:16.09 |
| 7, | Paul Kosgei          | KEN | 8:17.55 |
| 8, | Florin Ionescu       | ROU | 8:18.17 |

9, Günther Weidlinger AUT 8:19.02; 10, Giuseppe Maffei ITA 8:22.65; 11, Elarbi Khattabi MAR 8:24.62; 12, Bouabdallah Tahri FRA 8:25.59

The heats were amazing, as the previous fastest ever preliminary time (8:15.63 by William van Dijk at the 1988 Olympics) was bettered by nine men, and four ran faster than the eventual winning time in the final. The Kenyans – with Boit Kipketer included as a defending champion – had hopes of filling the first FOUR places but had to settle for 1-2-5-7 in a dramatic race which saw the previously all-conquering Barmasai fall away to fifth. The Kenyans said afterwards that they had (as usual) worked as a team until the final lap.

After a hesitant beginning the race got faster: an opening 2:48.08 kilometre (Ionescu) was followed by one of 2:45.46 (Barmasai 5:33.54) and the last in 2:38.22. The fireworks came on the last lap with Christopher Kosgei moving from fifth to first approaching the 200m mark. Boit Kipketer, whose form had been patchy most of the season, chased after him and overtook him at the water jump, but Kosgei came again to win his first major title. Ezzine and Kallabis fought it out for the bronze, the young Moroccan prevailing.

#### First round (First 2 & 6 fastest to final) (Aug 21)

**Heat 1:** 1, Kosgei 8:10.34; 2, Ezzine 8:10.45; 3, Kallabis 8:10.56; 4, Weidlinger 8:10.83; 5, Tahri 8:12.96; 6, Ionescu 8:13.26; 7, Robert Gary USA 8:25.15; 8, Christian Belz SUI 8:29.19; 9, Marco Antonio Cepeda ESP 8:29.75; 10, João Junqueira POR 8:32.12; 11, Rafał Wojcik POL 8:34.45; 12, Stathis Stasi CYP 8:40.74; 13, Ali Jassim UAE 8:51.73; 14, Elangovan Ganesan SGP 9:47.09

**Heat 2:** 1, Barmasai 8:16.50; 2, Boit Kipketer 8:16.62; 3, Luis Martín ESP 8:17.75; 4, Laïd Bessou ALG 8:20.17; 5, Jim Svenøy NOR 8:23.05; 6, Mustapha Mellouk MAR 8:30.48; 7, Maru Daba ETH 8:31.09; 8, Christian Knoblich GER 8:33.03; 9, Vincent Le Dauphin FRA 8:44.60; 10, Francis O'Neill USA 8:49.81; 11, Geovanny Morejon BOL 9:01.30; 12, Akesso Tchaka TOG 9:44.41; Simon Vroemen NED DNF

**Heat 3:** 1, Khattabi 8:14.22; 2, Kosgei 8:15.04; 3, Maffei 8:15.19; 4, Martín 8:16.56; 5, Abdulla Khamis QAT 8:18.58; 6, Michael Buchleitner AUT 8:20.04; 7, André Green GER 8:21.87; 8, Gaël Pencreach FRA 8:21.89; 9, Néstor Nieves VEN 8:28.59; 10, Yeórgos Yiánnélis GRE 8:30.55; 11, Pascal Dobert USA 8:33.42; 12, Joël Bourgeois CAN 8:37.94; 13, Matteo Zafferani SMR 9:32.08

## Edmonton 2001

### Final (Aug 8)

|    |                    |     |         |
|----|--------------------|-----|---------|
| 1, | Reuben Kosgei      | KEN | 8:15.16 |
| 2, | Ali Ezzine         | MAR | 8:16.21 |
| 3, | Bernard Barmasai   | KEN | 8:16.59 |
| 4, | Luis Miguel Martín | ESP | 8:18.87 |
| 5, | Bouabdallah Tahri  | FRA | 8:19.56 |
| 6, | Antonio Jiménez    | ESP | 8:19.82 |
| 7, | Khamis Safeildin   | QAT | 8:20.01 |
| 8, | Raymond Yator      | KEN | 8:20.87 |

9, Ralf Assmus GER 8:21.73; 10, Brahim Boulami MAR 8:21.95; 11, Tim Broe USA 8:23.07; 12, Eliseo Martín ESP 8:27.78; 13, Christian Belz SUI 8:31.43; 14, Joël Bourgeois CAN 8:36.38; 15, Gaël Pencreach FRA 8:41.51

In windy conditions the early pace was slow (2:48.72 at 1000m) before Barmasai took up the running with three laps remaining. Six men were in contention at the bell with the three Kenyans in front. Olympic Champion Kosgei proved to be the strongest of the trio, for Yator fell at the water jump while Barmasai was caught by Morocco's Ali Ezzine on the run-in.

"There will be more [from Kenya] who will do what I did today," concluded Kosgei.

#### First round (First 6 & 3 fastest to final) (Aug 6)

**Heat 1:** 1, Kosgei 8:21.96; 2, Boulami 8:21.98; 3, Martín 8:25.09; 4, Martín 8:26.18; 5, Ezzine 8:26.86; 6, Bourgeois 8:26.92; 7, Broe 8:27.26; 8, Pencreach 8:28.54; 9, Frédéric Denis FRA 8:41.66; 10, Yoshitaka Iwamizu JPN 8:45.25; 11, Tom Chorny USA 8:51.74; Simon Vroemen NED DNF

**Heat 2:** 1, Jiménez 8:25.37; 2, Yator 8:25.45; 3, Barmasai 8:25.65; 4, Safeildin 8:25.83; 5, Assmus 8:29.52; 6, Tahri 8:29.71; 7, Belz 8:31.57; 8, Elarbi Khattabi MAR 8:32.70; 9, Laïd Bessou ALG 8:33.40; 10, Jim Svenøy NOR 8:35.71; 11, Anthony Famiglietti USA 8:44.54; 12, Salvador Miranda MEX 8:49.47; 13, Madan Raj Giri NEP 9:34.97

## Paris 2003

### Final (Aug 26)

|    |                     |     |         |
|----|---------------------|-----|---------|
| 1, | Saif Saaeed Shaheen | QAT | 8:04.39 |
| 2, | Ezekiel Kemboi      | KEN | 8:05.11 |
| 3, | Eliseo Martín       | ESP | 8:09.09 |
| 4, | Bouabdallah Tahri   | FRA | 8:10.65 |
| 5, | Abraham Cherono     | KEN | 8:13.37 |
| 6, | Luis Miguel Martín  | ESP | 8:13.52 |
| 7, | Simon Vroemen       | NED | 8:13.71 |
| 8, | José Luis Blanco    | ESP | 8:17.16 |

9, Jukka Keskisalo FIN 8:17.72; 10, Ali Ezzine MAR 8:19.15; 11, Yoshitaka Iwamizu JPN 8:19.29; 12, Khamis Abdulla Saifeldin QAT 8:28.37; 13, Abdelkader Hachlaf MAR 8:35.17; Reuben Kosgei KEN DNF; Luleseged Wale ETH DNS

This event was given a fascinating twist when it was confirmed in early August that Kenya's Commonwealth Games Champion and 7:58.10 performer Stephen Cherono had become a Qatari citizen, largely to avoid the restrictions of the Kenyan selection system. He would be known as Saif Saaeed Shaheen. This meant that there would be five Kenyans in the field for Paris: Shaheen, defending champion Reuben Kosgei and the first three in the Kenyan trials: Ezekiel Kemboi, Abraham Cherono (Shaheen's younger brother) and Mike Kipyego.

Unfortunately, Kipyego fell in the heats and Kosgei failed to finish in the final, which developed into a duel between Shaheen and Kemboi. On August 15 in Zürich, the Qatari had beaten the Kenyan by one hundredth. The Paris race was dramatic and absorbing. First, Saifeldin and Shaheen sped away to a sub-60 second first lap. Shaheen maintained the quick tempo to reach 1000m in 2:36.24, more than three seconds inside actual world record pace. He soon had a lead of around 30m.

Shaheen then slowed to 2:43.34 for the second kilometre and suddenly Kemboi closed in. The two Africans then slowed further, such that the two Spanish Martíns and – to the excitement of the crowd – Tahri had also caught up by the bell. The race then turned into a thrilling all-out sprint between the two principals. First Kemboi led down the backstraight, then Shaheen took over. They cleared the last barrier together and Kemboi moved ahead before Shaheen came again with one last sprint. The other Kenyan Cherono finished behind the three Europeans in fifth place. Another brother of his and Shaheen's was the 1999 World Champion Christopher Kosgei.

#### First round (First 4 & 3 fastest to final) (Aug 23)

**Heat 1:** 1, Kemboi 8:18.09; 2, Vroemen 8:18.24; 3, Blanco 8:18.76; 4, Iwamizu 8:18.93; 5, Saifeldin 8:19.64; 6, Ezzine 8:20.10; 7, Wale 8:21.30; 8, Peter Nowill AUS 8:26.22; 9, Mike Kipyego KEN 8:27.45; 10, Daniel Lincoln USA 8:32.47; 11, Vincent le Dauphin FRA 8:36.42; 12, Matt Kerr CAN 8:57.62

**Heat 2:** 1, Shaheen 8:22.20; 2, Keskisalo 8:22.41; 3, Martín 8:22.54; 4, Cherono 8:22.67; 5, Boštjan Buč SLO 8:22.89; 6, Zouhair Ouardi MAR 8:23.75; 7, Abdelhakim Maazouz ALG 8:24.60; 8, Martin Pröll AUT 8:25.84; 9, Mustafa Mohamed SWE 8:25.99; 10, Lotfi Turki TUN 8:28.95; 11, Angelo Iannelli ITA 8:36.08; 12, Robert Gary USA 8:38.20

**Heat 3:** 1, Martín 8:19.09; 2, Tahri 8:19.44; 3, Hachlaf 8:19.49; 4, Kosgei 8:20.63; 5, Steve Slattery USA 8:22.32; 6, Teodros Shiferaw ETH 8:23.41; 7, Radosław Popławski POL 8:24.34; 8, Vadim Slobodenyuk UKR 8:28.64; 9, Filmon Ghirmai GER 8:28.89; 10, Pavel Potapovich RUS 8:38.63; 11, Alexander Motone RSA 9:05.45; Günther Weidlinger AUT DNF

## Helsinki 2005

### Final (Aug 9)

|    |                       |     |         |
|----|-----------------------|-----|---------|
| 1, | Saif Saaeed Shaheen   | QAT | 8:13.31 |
| 2, | Ezekiel Kemboi        | KEN | 8:14.95 |
| 3, | Brimin Kipruto        | KEN | 8:15.30 |
| 4, | Brahim Boulami        | MAR | 8:15.32 |
| 5, | Simon Vroemen         | NED | 8:16.76 |
| 6, | Antonio David Jiménez | ESP | 8:17.69 |
| 7, | Paul Kipsiele Koech   | KEN | 8:19.14 |
| 8, | Bouabdallah Tahri     | FRA | 8:19.96 |

9, Musa Amer Obaid QAT 8:20.22; 10, Mustafa Mohamed SWE 8:20.26; 11, Luis Miguel Martín ESP 8:22.13; 12, Günther Weidlinger AUT 8:22.84; 13, Daniel Lincoln USA 8:23.89; 14, José Luis Blanco ESP 8:24.62; 15, Tareq Mubarak Taher BRN 8:37.62

Defending champion Shaheen was the fastest in the heats, edging Kemboi 8:11.79 to 8:11.90 in the first race. The other heats were won by Koech (8:16.42) and Boulami (8:19.54). The final was held in pouring rain, and the runners seemed blunted by the conditions. Blanco led the pack through 1000m in 2:52.13, and the pace improved only slightly in the second kilometre, with Boulami leading the field (5:40.39). Shaheen took over with 600m to go, and covered the penultimate circuit in 61 seconds, with only Kemboi and Boulami in touch at the bell. Shaheen increased the pace in the last lap, finishing with a 57.8 including the interior water-jump. Kipruto just edged the fading Boulami for the bronze medal, leaving three Kenyan-born athletes as the medallists. Six of the finalists were of Kenyan origin, and Shaheen won his 22nd consecutive steeplechase at 2000m or 3000m (a streak he extended to 28 [26 finals] by the end of 2006).

### First round (First 3 & 6 fastest to final) (Aug 7)

**Heat 1:** 1, Shaheen 8:11.79; 2, Kemboi 8:11.90; 3, Vroemen 8:13.08; 4, Weidlinger 8:15.91; 5, Martín 8:17.47; 6, Mohamed 8:18.18; 7, Gaël Pencreach FRA 8:23.96; 8, Radosław Popławski POL 8:29.85; 9, Ion Luchianov MDA 8:32.09; 10, Steve Slattery USA 8:36.01; 11, Alex Greaux PUR 8:39.91; 12, Boštjan Buč SLO 8:40.81; 13, Pieter Desmet BEL 8:48.05

**Heat 2:** 1, Koech 8:16.42; 2, Obaid 8:16.53; 3, Jiménez 8:16.72; 4, Tahri 8:18.31; 5, Taher 8:21.68; 6, Anthony Famiglietti USA 8:21.84; 7, Jukka Keskiälo FIN 8:25.14; 8, Teodros Shiferaw ETH 8:27.06; 9, Hamid Ezzine MAR 8:27.07; 10, Yoshitaka Iwamizu JPN 8:28.73; 11, Peter Nowill AUS 8:35.35; 12, Andrey Olshanskiy RUS 8:54.04; Jakub Czaja POL DNF

**Heat 3:** 1, Boulami 8:19.54; 2, Kipruto 8:19.90; 3, Blanco 8:21.04; 4, Lincoln 8:21.29; 5, Halil Akkaş TUR 8:26.35; 6, Ruben Ramolefi RSA 8:28.12; 7, Krijn van Koolwijk BEL 8:28.92; 8, Vincent le Dauphin FRA 8:30.42; 9, Moustafa Ahmed Shebto QAT 8:33.00; 10, Martin Pröll AUT 8:33.70; 11, Vadim Slobodenyuk UKR 8:35.73; 12, Roman Usov RUS 8:36.30; 13, Andrew Lemoncello GBR 8:40.29; 14, Matt Kerr CAN 8:41.20

## Osaka 2007

### Final (Aug 28)

|    |                     |     |         |
|----|---------------------|-----|---------|
| 1, | Brimin Kipruto      | KEN | 8:13.82 |
| 2, | Ezekiel Kemboi      | KEN | 8:16.94 |
| 3, | Richard Mateelong   | KEN | 8:17.59 |
| 4, | Mustafa Mohamed     | SWE | 8:19.82 |
| 5, | Bouabdallah Tahri   | FRA | 8:20.27 |
| 6, | Halil Akkaş         | TUR | 8:22.51 |
| 7, | Eliseo Martín       | ESP | 8:22.91 |
| 8, | Tareq Mubarak Taher | BRN | 8:22.95 |

9, Abdelkader Hachlaf MAR 8:24.18; 10, Roba Gari ETH 8:25.93; 11, Ali Abubaker Kamal QAT 8:26.90; 12, Nahom Mesfin Tariku ETH 8:28.86; Ali Ahmed Al-Amri KSA DNF; Brahim Taleb MAR DQ (r163.3); José Luis Blanco ESP DQ (r163.3)

The heats saw Taher (formerly Denis Keter of Kenya), as the fastest qualifier, while all three of those representing Kenya qualified easily. Three athletes failed to finish the heats, with Weidlinger needing hospital treatment after smacking face first into a hurdle. The final started slowly, with Mohamed leading the field through 1000m in 2:52.63

before speeding up to 2:44.80 in the second third of the race. Mohamed stayed in front until the bell, when he was supplanted by Taher, race favourite Kemboi, and Kipruto. The Kenyans accelerated away and led by 10m at the last water jump, at which point Kipruto, hurdling the barrier, moved away from Kemboi. Behind them Mateelong went past Mohamed and Taher just after the water jump. Kipruto's victory was the seventh win by a Kenyan-born athlete at the World championships, and headed the second clean sweep. The champion in Paris and Helsinki, Saif Saaeed Shaheen, was injured throughout 2007 while the world number one Paul Kipsiele Koech (seventh in 2005) was not selected.

### First round (First 3 & 6 fastest to final) (Aug 26)

**Heat 1:** 1, Taher 8:19.99; 2, Hachlaf 8:20.03; 3, Kemboi 8:20.08; 4, Tahri 8:20.09; 5, Kamal 8:21.20; 6, Martín 8:24.49; 7, Rabia Makhloufi ALG 8:33.88; 8, Bjørnar Ustad Kristensen NOR 8:34.84; 9, Ruben Ramolefi RSA 8:39.50; 10, Benjamin Kiplagat UGA 8:40.65; 11, Henrik Skoog SWE 8:51.61; 12, Tom Brooks USA 8:56.20

**Heat 2:** 1, Mateelong 8:29.49; 2, Tariku 8:29.57; 3, Taleb 8:29.64; 4, Mircea Bogdan ROU 8:30.07; 5, Joshua McAdams USA 8:32.46; 6, Mahiedine Mekhissi-Benabbad FRA 8:33.11; 7, Yoshitaka Iwamizu JPN 8:36.73; 8, Kamal Ali Thamer QAT 8:41.81; 9, Itay Magidi ISR 8:43.00; 10, Antonio David Jiménez ESP 8:50.41; 11, Pieter Desmet BEL 8:55.99; 12, Youcef Abdi AUS 9:51.33

**Heat 3:** 1, Kipruto 8:21.93; 2, Akkaş 8:22.37; 3, Mohamed 8:22.80; 4, Al-Amri 8:23.61; 5, Gari 8:23.98; 6, Blanco 8:25.00; 7, Filmon Ghirmai GER 8:25.17; 8, Boštjan Buč SLO 8:26.42; 9, Krijn van Koolwijk BEL 8:29.18; 10, Aaron Aguayo USA 8:30.86; 11, Vincent Zouaoui Dandrieaux FRA 8:36.05; 12, Andrew Lemoncello GBR 8:58.93; Hamid Ezzine MAR DNF

## X

## Berlin 2009

### Final (Aug 18)

|    |                     |     |         |
|----|---------------------|-----|---------|
| 1, | Ezekiel Kemboi      | KEN | 8:00.43 |
| 2, | Richard Mateelong   | KEN | 8:00.89 |
| 3, | Bouabdallah Tahri   | FRA | 8:01.18 |
| 4, | Paul Kipsiele Koech | KEN | 8:01.26 |
| 5, | Yacob Jarso         | ETH | 8:12.13 |
| 6, | Roba Gari           | ETH | 8:12.40 |
| 7, | Brimin Kipruto      | KEN | 8:12.61 |
| 8, | Jukka Keskiälo      | FIN | 8:14.47 |

9, Eliseo Martín ESP 8:16.51; 10, Tareq Mubarak Taher BRN 8:17.08; 11, Benjamin Kiplagat UGA 8:17.82; 12, Abubaker Ali Kamal QAT 8:19.72; 13, Ruben Ramolefi RSA 8:32.54; 14, Mustafa Mohamed SWE 8:35.77; Jamel Chatbi MAR DQ (r40.9) (DNS)

**Rightful finalist:** Ion Luchianov MDA

The Kenyans hoped to finish 1-2-3-4, and their chances were helped when Mekhissi, the Olympic silver medallist, failed to finish his heat, and 8:09 man Chatbi withdrew from the final after testing positive for Clenbuterol. The heats were all similarly paced with Kenyan winners – Mateelong, Kipruto, and Kemboi.

The final was led by Ramolefi, who had only been allowed into the championships at the last moment after having been omitted in error from South Africa's entry forms. He took the field through 1000m in 2:41.90, before Koech went ahead and increased the pace slightly with a 2:40.89 kilometre. Kemboi, Tahri and Mateelong were the only runners in touch, with Olympic Champion Kipruto falling back. Kemboi took the lead just before the bell, and pushing hard in the back straight was never headed. Koech, second into the finishing straight, was passed on the inside by Mateelong and then Tahri in the last couple of strides. For Kemboi, victory was particularly sweet after three silver medals. And after eight previous global finals races, Tahri not only won a medal but also broke the European record.

### First round (First 4 & 3 fastest to final) (Aug 16)

**Heat 1:** 1, Mateelong 8:17.99; 2, Taher 8:18.13; 3, Koech 8:18.16; 4, Gari 8:18.22; 5, Ali Kamal 8:18.95; 6, Abdelatif Chemlal MAR 8:25.68; 7, Tomasz Szymkowiak POL 8:27.93; 8, Mario Bazán PER 8:28.67; 9, Piet Desmet BEL 8:31.81; 10, Vincent Zouaoui-Dandrieaux FRA 8:41.85; 11, Per Jacobsen SWE 8:44.80; 12, Ángel Mullera ESP 8:47.40; Kyle Alcorn USA DNF

**Heat 2:** 1, Kipruto 8:18.07; 2, Tahri 8:18.23; 3, Ramolefi 8:18.24; 4, Kiplagat 8:18.55; 5, Keskiälo 8:22.00; 6, Mohamed 8:22.92; 7, José Luis Blanco ESP 8:24.07; 8, Krijn van Koolwijk BEL 8:24.22; 9, Rob Watson CAN 8:44.73; 10, Youcef Abdi AUS 8:49.88; 11, Legese Lamiso ETH 8:51.63; 12, Joshua McAdams USA 9:02.19; Ildar Minshin RUS DQ (r40.9) (8:33.89)

**Heat 3:** 1, Kemboi 8:19.36; 2, Jarso 8:20.91; 3, Martín 8:24.29; 4, Ion Luchianov MDA 8:27.41; 5, Bjørnar Ustad Kristensen NOR 8:28.49; 6, Steffen Uliczka GER 8:37.83; 7, Simon Ayeko UGA 8:37.86; 8, Yoshitaka Iwamizu JPN 8:39.03; 9, Boštjan Buč SLO 8:40.56; 10, Alberto Paulo POR 8:43.13; 11, Daniel Huling USA 8:46.79; Mahiedine Mekhissi-Benabbad FRA DNF; Chatbi DQ (r40.9) (8:20.26)

## Daegu 2011

### Final (Sep 1)

|     |                             |     |         |
|-----|-----------------------------|-----|---------|
| 1,  | Ezekiel Kemboi              | KEN | 8:14.85 |
| 2,  | Brimin Kipruto              | KEN | 8:16.05 |
| 3,  | Mahiedine Mekhissi-Benabbad | FRA | 8:16.09 |
| 4,  | Bouabdellah Tahri           | FRA | 8:17.56 |
| 5,  | Roba Gari                   | ETH | 8:18.37 |
| 6,  | Jacob Araptany              | UGA | 8:18.67 |
| 7,  | Richard Mateelong           | KEN | 8:19.31 |
| 8,  | Ion Luchianov               | MDA | 8:19.69 |
| 9,  | Hamid Ezzine                | MAR | 8:21.97 |
| 10, | Benjamin Kiplagat           | UGA | 8:22.21 |
| 11, | Nahom Mesfin                | ETH | 8:25.39 |
| 12, | Vincent Zouaoui-Dandrieux   | FRA | 8:30.39 |
| 13, | Ruben Ramolefi              | RSA | 8:30.47 |
| 14, | Abraham Chirchir            | KEN | 8:33.56 |
| 15, | Alberto Paulo               | POR | 8:33.84 |

Talk of a possible world record attempt by Kipruto, who had missed that record by 0.01 seconds six weeks earlier, was quickly muted when Ramolefi led the field through a cautious first kilometre of 2:47.63. The pace was still slow at 2000m with Araptany leading in 5:33.42. The Ugandan teenager still led at the bell, and continued to hold off Kemboi until 220m from the finish. At that point the Kenyan erupted from the field, and held a 10m margin coming out of the last water jump. Certain in the knowledge that he had retained his title, Kemboi drifted out to lane seven by the time he reached the line, and pumped his fists in celebration. Behind him Kipruto was a solid second and never in danger of losing to Mekhissi, despite the closeness of the times. This was Kemboi's fifth consecutive medal in the World Championships, a clear testimony to his remarkable competitive record.

### First round (First 4 & 3 fastest to final) (Aug 29)

|         |             |         |             |         |              |         |              |         |                  |         |                      |                   |                  |                |                       |                |                   |                    |              |               |                |                    |                    |                     |             |                              |                        |         |                         |                 |         |         |
|---------|-------------|---------|-------------|---------|--------------|---------|--------------|---------|------------------|---------|----------------------|-------------------|------------------|----------------|-----------------------|----------------|-------------------|--------------------|--------------|---------------|----------------|--------------------|--------------------|---------------------|-------------|------------------------------|------------------------|---------|-------------------------|-----------------|---------|---------|
| Heat 1: | 1, Araptany | 8:18.57 | 2, Mekhissi | 8:23.71 | 3, Mateelong | 8:23.76 | 4, Luchianov | 8:23.88 | 5, Victor Garcia | ESP     | 8:28.97              | 6, Amor Ben Yahia | TUN              | 8:30.02        | 7, Ali Abubaker Kamal | QAT            | 8:30.37           | 8, Andrey Farnosov | RUS          | 8:34.44       | 9, Alex Genest | CAN                | 8:36.67            | 10, Steffen Uliczka | GER         | 8:37.35                      | 11, Abdelkader Hachlaf | MAR     | 8:46.14                 | 12, Bill Nelson | USA     | 8:51.20 |
| Heat 2: | 1, Kemboi   | 8:10.93 | 2, Ramolefi | 8:11.50 | 3, Ezzine    | 8:11.81 | 4, Mesfin    | 8:12.04 | 5, Tahri         | 8:13.22 | 6, Ali Ahmed Al-Amri | KSA               | 8:26.75          | 7, Simon Ayeko | UGA                   | 8:29.02        | 8, Jukka Keskiälö | FIN                | 8:31.52      | 9, Dan Huling | USA            | 8:34.70            | 10, Tomás Tajadura | ESP                 | 8:36.23     | 11, Bjørnar Ustad Kristensen | NOR                    | 8:39.85 | 12, Łukasz Parszczyński | POL             | 8:44.09 |         |
| Heat 3: | 1, Kiplagat | 8:19.96 | 2, Gari     | 8:20.28 | 3, Kipruto   | 8:21.89 | 4, Paulo     | 8:22.41 | 5, Chirchir      | 8:23.09 | 6, Zouaoui-Dandrieux | 8:23.79           | 7, Ángel Mullera | ESP            | 8:31.83               | 8, Youcef Abdi | AUS               | 8:38.42            | 9, Ben Bruce | USA           | 8:39.96        | 10, Matthew Hughes | CAN                | 8:58.52             | Mario Bazán | PER                          | DNF                    |         |                         |                 |         |         |

## Moscow 2013

### Final (Aug 15)

|     |                             |     |         |
|-----|-----------------------------|-----|---------|
| 1,  | Ezekiel Kemboi              | KEN | 8:06.01 |
| 2,  | Conseslus Kipruto           | KEN | 8:06.37 |
| 3,  | Mahiedine Mekhissi-Benabbad | FRA | 8:07.86 |
| 4,  | Paul Kipsiele Koech         | KEN | 8:08.62 |
| 5,  | Evan Jager                  | USA | 8:08.67 |
| 6,  | Matt Hughes                 | CAN | 8:11.64 |
| 7,  | Abel Mutai                  | KEN | 8:17.04 |
| 8,  | Yoann Kowal                 | FRA | 8:17.41 |
| 9,  | Hamid Ezzine                | MAR | 8:19.53 |
| 10, | Ion Luchianov               | MDA | 8:19.99 |
| 11, | Ángel Mullera               | ESP | 8:20.93 |
| 12, | Jacob Araptany              | UGA | 8:25.86 |
| 13, | Alexandre Genest            | CAN | 8:27.01 |
| 14, | Benjamin Kiplagat           | UGA | 8:31.09 |
|     | Nouredine Smaïl             | FRA | DNF     |

Kipruto posed a serious threat to defending champion Kemboi, having defeated him three times before Moscow in 2013. In the final, he led the field through 1000m in a moderate 2:45.94. Koech was slower yet in the second third of the race, reaching 2000m in 5:31.95. Kipruto went to the front with 600m to go, then just before the bell Koech moved slightly ahead. The two Kenyans collided at the start of the bend with Kipruto refusing to be overtaken. They were followed by Kemboi, Jager and the fastest heat winner Mekhissi.

Kemboi found himself boxed on the backstraight but spurred clear

with 200m to go, moving quickly from fourth to first in the space of 30m. Meanwhile, Kipruto was overtaken by Mekhissi after the last water jump, but recovered to gain slightly on Kemboi despite landing awkwardly after the last hurdle. Mekhissi repeated his Daegu bronze. The defending champion could afford to ease up before crossing the line, yet his final lap was timed by transponder in 60.20, half a second faster than anyone else. His victory celebration included stroking his mohawk haircut, showing off a message on his tee-shirt and performing a dance on his victory lap.

### First round (First 3 & 6 fastest to final) (Aug 12)

|         |             |         |           |         |          |         |             |         |                   |         |                       |                     |                      |                    |                   |                     |                  |                 |                      |                    |                 |                         |               |                      |                     |                  |                        |                    |                    |                   |                |              |                   |               |             |             |
|---------|-------------|---------|-----------|---------|----------|---------|-------------|---------|-------------------|---------|-----------------------|---------------------|----------------------|--------------------|-------------------|---------------------|------------------|-----------------|----------------------|--------------------|-----------------|-------------------------|---------------|----------------------|---------------------|------------------|------------------------|--------------------|--------------------|-------------------|----------------|--------------|-------------------|---------------|-------------|-------------|
| Heat 1: | 1, Mekhissi | 8:15.43 | 2, Hughes | 8:16.93 | 3, Mutai | 8:19.15 | 4, Mullera  | 8:19.26 | 5, Luchianov      | 8:19.64 | 6, Kiplagat           | 8:21.14             | 7, Abdelmadjed Touil | ALG                | 8:25.89           | 8, Ilgizar Safiulin | RUS              | 8:28.65         | 9, Vadym Slobodenyuk | UKR                | 8:33.60         | 10, Tareq Mubarak Taher | BRN           | 8:34.32              | 11, Mateusz Demczyk | POL              | 8:34.60                | 12, Jaouad Chemlal | MAR                | 8:36.29           | 13, Dan Huling | USA          | 8:37.80           | Yuri Floriani | ITA         | DQ (r163.3) |
| Heat 2: | 1, Jager    | 8:23.76 | 2, Kemboi | 8:23.84 | 3, Smaïl | 8:24.05 | 4, Araptany | 8:24.53 | 5, Genest         | 8:24.56 | 6, José Gregorio Peña | VEN                 | 8:24.88              | 7, Steffen Uliczka | GER               | 8:28.32             | 8, Roberto Alaiz | ESP             | 8:33.32              | 9, James Wilkinson | GBR             | 8:35.07                 | 10, Roba Gari | ETH                  | 8:45.06             | Mohammed Boulama | MAR                    | DNF                | Abdelhamid Zerrifi | ALG               | DQ (r163.3)    | Jamel Chatbi | MAR               | DQ (r163.3)   |             |             |
| Heat 3: | 1, Kipruto  | 8:22.31 | 2, Koech  | 8:22.88 | 3, Kowal | 8:23.74 | 4, Ezzine   | 8:24.35 | 5, De'Sean Turner | USA     | 8:28.44               | 6, Hichem Bouchicha | ALG                  | 8:28.56            | 7, Habtamu Jaleta | ETH                 | 8:29.08          | 8, Chris Winter | CAN                  | 8:29.36            | 9, Mitko Tsenov | BUL                     | 8:32.49       | 10, Sebastián Martos | ESP                 | 8:32.63          | 11, Tarik Langat Akdag | TUR                | 8:34.97            | 12, Patrick Nasti | ITA            | 8:36.42      | Krystian Zalewski | POL           | DQ (r163.3) |             |

## Beijing 2015

### Final (Aug 24)

|     |                   |     |         |
|-----|-------------------|-----|---------|
| 1,  | Ezekiel Kemboi    | KEN | 8:11.28 |
| 2,  | Conseslus Kipruto | KEN | 8:12.38 |
| 3,  | Brimin Kipruto    | KEN | 8:12.54 |
| 4,  | Jairus Birech     | KEN | 8:12.62 |
| 5,  | Dan Huling        | USA | 8:14.39 |
| 6,  | Evan Jager        | USA | 8:15.47 |
| 7,  | Brahim Taleb      | MAR | 8:17.73 |
| 8,  | Matt Hughes       | CAN | 8:18.63 |
| 9,  | Krystian Zalewski | POL | 8:21.22 |
| 10, | Donn Cabral       | USA | 8:24.94 |
| 11, | Hamid Ezzine      | MAR | 8:25.72 |
| 12, | Hailemariam Amare | ETH | 8:26.19 |
| 13, | Bilal Tabti       | ALG | 8:29.04 |
| 14, | Hichem Bouchicha  | ALG | 8:33.79 |
| 15, | Tolosa Nurgi      | ETH | 8:44.81 |

As usual, the Kenyans were favoured to win, but Jager had impressed mightily a month earlier when running 8:00.45 in Paris, despite falling at the final barrier. The Kenyans had four entries in Beijing because Kemboi was granted a wild card as defending champion.

The early pace in the final was set by Kipruto. Jager stayed with the Kenyans until Kemboi made a sprinter's break for home with 250m remaining. Conseslus Kipruto followed with his own sprint, but the American had no answer. Kemboi's win was sealed with his seamless clearance of the final barrier, while C. Kipruto stuttered. Another Kipruto (Brimin) took the bronze, with Birech completing a Kenyan sweep of the first four. Then it was Huling who emerged as the best American rather than Jager.

Kemboi's unique medal collection from seven successive World Championships: three silvers followed by four golds. "I would like to thank the fans in Beijing," he said "they have been cheering for us here all night."

### First round (First 3 & 6 fastest to final) (Aug 22)

|         |            |         |          |         |            |         |                |         |           |                  |                   |         |                  |                   |                 |                   |               |                 |                     |                     |                 |                    |                      |                          |                        |                   |                        |                       |                    |               |                     |                 |         |                  |     |         |
|---------|------------|---------|----------|---------|------------|---------|----------------|---------|-----------|------------------|-------------------|---------|------------------|-------------------|-----------------|-------------------|---------------|-----------------|---------------------|---------------------|-----------------|--------------------|----------------------|--------------------------|------------------------|-------------------|------------------------|-----------------------|--------------------|---------------|---------------------|-----------------|---------|------------------|-----|---------|
| Heat 1: | 1, Kipruto | 8:41.41 | 2, Jager | 8:41.51 | 3, Hughes  | 8:41.52 | 4, Yoann Kowal | FRA     | 8:41.65   | 5, Amor Benyahia | TUN               | 8:43.11 | 6, Tafese Soboka | ETH               | 8:47.73         | 7, Hicham Siguéni | MAR           | 8:49.73         | 8, Sebastián Martos | ESP                 | 8:50.20         | 9, Nikolay Chavkin | RUS                  | 8:51.22                  | 10, Abdelhamid Zerrifi | ALG               | 8:51.89                | 11, Benjamin Kiplagat | UGA                | 8:54.46       | 12, James Nipperess | AUS             | 8:56.01 | 13, Mitko Tsenov | BUL | 9:02.72 |
| Heat 2: | 1, Birech  | 8:25.77 | 2, Tabti | 8:26.99 | 3, Cabral  | 8:27.33 | 4, Nurgi       | 8:27.65 | 5, Ezzine | 8:29.26          | 6, Dikotsi Lekopa | RSA     | 8:37.43          | 7, Fernando Carro | ESP             | 8:38.05           | 8, John Koech | BRN             | 8:38.62             | 9, Ilgizar Safiulin | RUS             | 8:39.58            | 10, Alexandre Genest | CAN                      | 8:52.49                | 11, Kaur Kivistik | EST                    | 8:56.36               | 12, Gerard Giraldo | COL           | 9:16.47             | 13, Sapolai Yao | PNG     | 9:51.09          |     |         |
| Heat 3: | 1, Kemboi  | 8:24.75 | 2, Taleb | 8:24.84 | 3, Kipruto | 8:24.95 | 4, Zalewski    | 8:25.10 | 5, Huling | 8:25.34          | 6, Amare          | 8:25.36 | 7, Bouchicha     | 8:30.07           | 8, Taylor Milne | CAN               | 8:43.47       | 9, Jamel Chatbi | ITA                 | 8:47.30             | 10, Halil Akkaş | TUR                | 8:54.04              | 11, Tumisoane Monnallala | RSA                    | 8:55.25           | 12, Hashim Salah Abbas | QAT                   | 9:17.35            | Roberto Alaiz | ESP                 | DNF             |         |                  |     |         |



## 3000 METRES STEEPLECHASE

## Multiple Medallists:

|   |                             |     |  |
|---|-----------------------------|-----|--|
| 7 | Ezekiel Kemboi              | KEN | 03-2, 05-2, 07-2, 09-1, 11-1, 13-1, 15-1 |
| 4 | Moses Kiptanui              | KEN | 91-1, 93-1, 95-1, 97-2                   |
|   | Brimin Kipruto              | KEN | 05-3, 07-1, 11-2, 15-3                   |
| 2 | Patrick Sang                | KEN | 91-2, 93-2                               |
|   | Christopher Koskei          | KEN | 95-2, 99-1                               |
|   | Bernard Barmasai            | KEN | 97-3, 01-3                               |
|   | Wilson Boit Kipketer        | KEN | 97-1, 99-2                               |
|   | Ali Ezzine                  | MAR | 99-3, 01-2                               |
|   | Saif Saaeed Shaheen         | QAT | 03-1, 05-1                               |
|   | Richard Mateelong           | KEN | 07-3, 09-2                               |
|   | Mahiedine Mekhissi-Benabbad | FRA | 11-3, 13-3                               |
|   | Cornelius Kipruto           | KEN | 13-2, 15-2                               |

## Most Finals/Appearences:

|   |                   |     |   |
|---|-------------------|-----|---|
| 7 | Bouabdallah Tahri | FRA | 99-12, 01-5, 03-4, 05-8, 07-5, 09-3, 11-4 |
|---|-------------------|-----|---|

Kemboi

## National Placings:

|               | 1         | 2         | 3         | 4         | 5         | 6         | 7         | 8         | Points     |
|---------------|-----------|-----------|-----------|-----------|-----------|-----------|-----------|-----------|------------|
| KEN           | 11        | 12        | 5         | 5         | 2         | -         | 7         | 2         | 251        |
| FRA           | -         | -         | 3         | 3         | 2         | -         | -         | 2         | 43         |
| USA           | -         | -         | -         | 1         | 4         | 3         | -         | 1         | 31         |
| GER           | 1         | 1         | -         | 2         | -         | 1         | -         | 1         | 29         |
| MAR           | -         | 1         | 1         | 1         | 1         | 1         | 2         | -         | 29         |
| ESP           | -         | -         | 1         | 1         | -         | 4         | 1         | 1         | 26         |
| ITA           | 1         | -         | 1         | -         | 1         | -         | 1         | 3         | 23         |
| QAT           | 2         | -         | -         | -         | -         | -         | 1         | -         | 18         |
| GBR           | -         | -         | 1         | -         | 1         | 1         | -         | -         | 13         |
| KSA           | -         | -         | 1         | 1         | -         | -         | -         | -         | 11         |
| ETH           | -         | -         | -         | -         | 2         | 1         | -         | -         | 11         |
| CAN           | -         | -         | -         | -         | 1         | 1         | -         | 1         | 8          |
| POL           | -         | 1         | -         | -         | -         | -         | -         | -         | 7          |
| ALG           | -         | -         | 1         | -         | -         | -         | -         | -         | 6          |
| BEL           | -         | -         | 1         | -         | -         | -         | -         | -         | 6          |
| NED           | -         | -         | -         | -         | 1         | -         | 1         | -         | 6          |
| SWE           | -         | -         | -         | 1         | -         | -         | -         | -         | 5          |
| ROU           | -         | -         | -         | -         | -         | 1         | -         | 1         | 4          |
| BRN           | -         | -         | -         | -         | -         | 1         | -         | -         | 3          |
| UGA           | -         | -         | -         | -         | -         | 1         | -         | -         | 3          |
| NOR           | -         | -         | -         | -         | -         | -         | 1         | -         | 2          |
| RUS           | -         | -         | -         | -         | -         | -         | 1         | -         | 2          |
| FIN           | -         | -         | -         | -         | -         | -         | -         | 1         | 1          |
| MDA           | -         | -         | -         | -         | -         | -         | -         | 1         | 1          |
| TUR           | -         | -         | -         | -         | -         | -         | -         | 1         | 1          |
| <b>Totals</b> | <b>15</b> | <b>15</b> | <b>15</b> | <b>15</b> | <b>15</b> | <b>15</b> | <b>15</b> | <b>15</b> | <b>540</b> |

## 110 Metres Hurdles

## Helsinki 1983

## Final (Aug 12) (1.3)

|    |                  |     | Reactions |       |
|----|------------------|-----|-----------|-------|
| 1, | Greg Foster      | USA | 13.42     | 0.191 |
| 2, | Arto Bryggare    | FIN | 13.46     | 0.159 |
| 3, | Willie Gault     | USA | 13.48     | 0.161 |
| 4, | Mark McKoy       | CAN | 13.56     | 0.132 |
| 5, | Thomas Munkelt   | GDR | 13.66     |       |
| 6, | György Bakos     | HUN | 13.68     |       |
| 7, | Ventsislav Radev | BUL | 13.73     |       |
| 8, | Sam Turner       | USA | 13.82     |       |

A capacity crowd turned up in the hope of seeing Finland's first medal winner. Arto Bryggare had already impressed with a national record in round one, but the favourite for the gold was US Champion Greg Foster, who won his semi in 13.22. The tall Finn got to the first hurdle first in the final and led for four flights. Foster then took control, but was lucky to stay on his feet after hitting the ninth hurdle square on the crossbar. He also went right through the tenth hurdle. It almost cost him the race. "I've never hit a hurdle like that," said Foster. "I've never been that off-balance. I wanted to stop, but something kept me going."

Despite beating their favourite, Foster endeared himself to the crowd by waving a Finnish flag at his medal ceremony.

## First round (First 4 &amp; 3 fastest to semi-finals) (Aug 11)

**Heat 1: (1.1)** 1, McKoy 13.53; 2, Munkelt 13.61; 3, Radev 13.78; 4, Holtom 13.85; 5, Bodo 13.91; 6, Castillo 13.93; 7, Tim Soper NZL 14.28

**Heat 2: (1.9)** 1, Bryggare 13.44; 2, Gault 13.66; 3, Casañas 13.70; 4, Liviu Giurgian

ROU 13.98; 5, Stéphane Caristan FRA 14.10; 6, Július Ivan TCH 14.28; 7, Gary Bullard BAH 14.31

**Heat 3: (1.9)** 1, Foster 13.41; 2, Bakos 13.61; 3, Moracho 13.62; 4, Oschkenat 13.80; 5, Ion Oltean ROU 13.97; 6, Yu Zhicheng CHN 14.43; 7, San Chay Kim CAM 16.26

**Heat 4: (2.1)** 1, Turner 13.62w; 2, Wright 13.70; 3, Prokofyev 13.90; 4, Daniele Fontecchio ITA 14.05; 5, Wu Ching-Jing TPE 14.24; 6, Axel Schaumann FRG 14.40; 7, Jean-Daniel Ololo GAB 14.93

## Semi-finals (First 4 to final) (Aug 12)

**Heat 1: (0.9)** 1, Foster 13.22; 2, Gault 13.48; 3, Munkelt 13.62; 4, Bakos 13.66; 5, Andrey Prokofyev URS 13.76; 6, Mark Holtom GBR 13.79; 7, Modesto Castillo DOM 14.23; Alejandro Casañas CUB DNS

**Heat 2: (-0.7)** 1, Bryggare 13.50; 2, Turner 13.65; 3, McKoy 13.73; 4, Radev 13.82; 5, Javier Moracho ESP 13.92; 6, Andreas Oschkenat GDR 13.93; 7, Don Wright AUS 14.28; Béla Bodo HUN DNS

## Rome 1987

## Final (Sep 3) (0.5)

|    |               |     |       |
|----|---------------|-----|-------|
| 1, | Greg Foster   | USA | 13.21 |
| 2, | Jon Ridgeon   | GBR | 13.29 |
| 3, | Colin Jackson | GBR | 13.38 |
| 4, | Jack Pierce   | USA | 13.41 |
| 5, | Igor Kazanov  | URS | 13.48 |
| 6, | Carlos Sala   | ESP | 13.55 |
| 7, | Mark McKoy    | CAN | 13.71 |
|    | Arto Bryggare | FIN | DNS   |

Defending champion Foster confirmed his status as favourite by winning the first heat in a championship record of 13.20. Bryggare unfortunately injured himself warming up for the final, leaving double Commonwealth Champion McKoy as Foster's biggest threat. In the final the Canadian got a great start, but hit the first three hurdles badly and was out of contention. Foster's nearest challengers were a pair of 20 year-old Britons, Ridgeon and Jackson. Ridgeon actually gained slightly on the American in the second half of the race, but said he dislocated a toe in his right foot in the process.

## First round (First 2 &amp; 6 fastest to semi-finals) (Sep 1)

**Heat 1: (1.4)** 1, Foster 13.20; 2, Jackson 13.37; 3, Sala 13.48; 4, Hudec 13.48; 5, Schwarhoff 13.72; 6, Fabien Niederhäuser SUI 14.04; 7, Erik Jensen DEN 14.06; 8, Mauricio Carranza ESA 15.67

**Heat 2: (0.4)** 1, McKoy 13.50; 2, Bryggare 13.62; 3, Platek 13.63; 4, Lyndon Johnson BRA 13.91; 5, Andrew Parker JAM 13.94; 6, Yu Zhicheng CHN 13.97; 7, Antonio Lanau ESP 14.25; 8, Wu Ching-Jing TPE 14.45

**Heat 3: (0.2)** 1, Ridgeon 13.46; 2, Markin 13.56; 3, Höffer 13.70; 4, Mikael Ylöstalo FIN 13.90; 5, Ulf Söderman SWE 14.01; 6, Luigi Bertocchi ITA 14.02; 7, Judex Lefou MRI 14.35; Javier Moracho ESP DNS

**Heat 4: (0.4)** 1, Pierce 13.61; 2, Walker 13.62; 3, Kazanov 13.80; 4, TJ Kearns IRL 14.02; 5, Derek Knowles BAH 14.39; 6, João Lima POR 14.41; Stephen Kerho CAN DNS; Jean-Marc Muster SUI DNF

**Heat 5: (0.9)** 1, Caristan 13.44; 2, Bakos 13.76; 3, Cletus Clark USA 13.81; 4, Michael Radzey FRG 13.82; 5, Gianni Tozzi ITA 13.87; 6, Sergey Usov URS 13.90; Alain Cuypers BEL DNF

## Semi-finals (First 4 to final) (Sep 1)

**Heat 1: (-0.5)** 1, Ridgeon 13.34; 2, Foster 13.41; 3, Sala 13.60; 4, Bryggare 13.62; 5, Aleksandr Markin URS 13.63; 6, Krzysztof Platek POL 13.68; 7, Ales Höffer TCH 13.78; 8, Florian Schwarhoff FRG 13.98

**Heat 2: (-1.3)** 1, McKoy 13.42; 2, Pierce 13.45; 3, Kazanov 13.58; 4, Jackson 13.58; 5, Stéphane Caristan FRA 13.62; 6, Nigel Walker GBR 13.68; 7, György Bakos HUN 13.90; 8, Jiří Hudec TCH 14.06

## Tokyo 1991

## Final (Aug 29) (0.7)

|    |                    |     |       |       |
|----|--------------------|-----|-------|-------|
| 1, | Greg Foster        | USA | 13.06 | 0.148 |
| 2, | Jack Pierce        | USA | 13.06 | 0.114 |
| 3, | Tony Jarrett       | GBR | 13.25 | 0.160 |
| 4, | Mark McKoy         | CAN | 13.30 | 0.128 |
| 5, | Dan Philibert      | FRA | 13.33 | 0.134 |
| 6, | Vladimir Shishkin  | URS | 13.39 | 0.161 |
| 7, | Florian Schwarhoff | GER | 13.41 | 0.154 |
| 8, | Li Tong            | CHN | 13.46 | 0.161 |

Foster became the first athlete to win three consecutive world titles, but he cut it very fine. Foster started well and held a narrow lead during the



second half of the race, but a tremendous run-in by Pierce – fourth in Rome – brought him level with his older team-mate. The two men embraced after the finish, not knowing which one had taken gold even after watching the slow-motion replay on the scoreboard. Foster was eventually named as the winner. Jarrett's bronze was some consolation for Britain, who lost Rome bronze medallist Jackson through injury after the first round.

"As far as I'm concerned, we finished in a dead heat and we're both gold medallists." said the winner. "I would have been just as happy with second."

#### First round (First 3 and 1 fastest to second round) (Aug 27)

**Heat 1: (0.9)** 1, Kearns 13.71; 2, Hudec 13.72; 3, Giurgian 13.84; 4, Sébastien Thibault FRA 13.92; 5, Nguyen Van Loi VIE 14.74; Tomasz Nagórka POL & Ruhan İşim TUR DNF; Renaldo Nehemiah USA DNS

**Heat 2: (2.2)** 1, Foster 13.32w; 2, Philibert 13.34; =3, Kazanov & Kováč 13.70; 5, Joilto Bonfim BRA 13.72; 6, Mike Fenner GER 13.78; 7, Antti Haapakoski FIN 13.88

**Heat 3: (2.7)** 1, Li 13.34w; 2, Jarrett 13.40; 3, Sánchez 13.58; 4, Dietmar Koszewski GER 13.67; 5, Mircea Oaida ROU 13.68; 6, Gennady Dakshevich URS 13.69; 7, Georgi Georgiev BUL 14.19; 8, Judex Lefou MRI 14.26

**Heat 4: (1.8)** 1, Pierce 13.23; 2, McKoy 13.39; 3, Nelson 13.42; 4, Piotr Wojcik POL 13.47; 5, Herwig Röttl AUT 13.66; 6, John Caliguri AUS 13.77; 7, Zeiad Al Kheder KUW 14.48; Rashid-Shabani Al-Abdulla QAT DNF. *Wojcik could not advance to the semi-finals because of the tie for third place in heat 2*

**Heat 5: (1.5)** 1, Jackson 13.25; 2, Schwarhoff 13.39; 3, Shishkin 13.51; 4, Toshihiko Iwasaki JPN 13.58; 5, Kai Kyllönen FIN 13.60; 6, Carlos Sala ESP 13.73; 7, Elvis Cedeño VEN 13.85

#### Semi-finals (First 4 to final) (Aug 27)

**Heat 1: (-1.1)** 1, Pierce 13.36; 2, Schwarhoff 13.41; 3, Li 13.50; 4, Shishkin 13.52; 5, Alexis Sánchez CUB 13.81; 6, Igor Kováč TCH 13.89; 7, TJ Kearns IRL 14.02; Colin Jackson GBR DNS

**Heat 2: (0.2)** 1, Jarrett 13.23; 2, Foster 13.23; 3, McKoy 13.28; 4, Philibert 13.38; 5, Igor Kazanov URS 13.65; 6, David Nelson GBR 13.67; 7, Liviu Giurgian ROU 13.82; 8, Jiří Hudec TCH 13.95

## Stuttgart 1993

### Final (Aug 20) (0.5)

|    |                    |     |                     |       |
|----|--------------------|-----|---------------------|-------|
| 1, | Colin Jackson      | GBR | 12.91 <sup>WR</sup> | 0.122 |
| 2, | Tony Jarrett       | GBR | 13.00               | 0.159 |
| 3, | Jack Pierce        | USA | 13.06               | 0.170 |
| 4, | Emilio Valle       | CUB | 13.20               | 0.171 |
| 5, | Florian Schwarhoff | GER | 13.27               | 0.128 |
| 6, | Igor Kazanov       | LAT | 13.38               | 0.166 |
| 7, | Dietmar Koszewski  | GER | 13.60               | 0.153 |
| 8, | Tony Dees          | USA | 14.13               | 0.160 |

Three-time champion Foster did not make the US team, yet the event was of the highest quality. This was evident from the semi-finals, where Mark Crear clocked 13.38 but was eliminated. Jackson, third in Rome and injured in Tokyo, was unbeaten thus far in 1993 and was the favourite. However, the Tokyo silver and bronze medallists Pierce and Jarrett were each impressive semi-final winners.

The Welshman ran a virtually perfect race in the final. Away quickest, he was pressured only by Dees, one lane to his right. The American was heading for a possible silver medal before faltering at the fifth hurdle and fading to last place.

Jackson brushed the tenth barrier before crossing the line 0.01 inside the four year-old world record of Roger Kingdom. The place times were phenomenal. Jarrett improved his best by 0.13 to take the silver. Pierce, who again displayed a strong finish, matched his silver-medal winning time of Tokyo.

"I wanted to be precise, accurate and fast," said Jackson, who touched just two of the hurdles.

#### First round (First 3 & 6 fastest to semi-finals) (Aug 19)

**Heat 1: (-0.7)** 1, Jackson 13.23; 2, Koszewski 13.52; 3, Wojcik 13.72; 4, Grossard 13.79; 5, Fausto Frigerio ITA 13.97; 6, Pedro Chiamulera BRA 14.11; 7, Mustapha Sdad MAR 14.38

**Heat 2: (-0.4)** 1, Pierce 13.21; 2, Philibert 13.53; 3, Kaiser 13.54; 4, Cahill 13.70; 5, Yevgeniy Pechonkin RUS 13.85; 6, Pekka Vesterinen FIN 13.89; 7, Wagner Marseille HAI 14.03; Alex Foster CRC DNS

**Heat 3: (0.4)** 1, Jarrett 13.32; 2, Vander-Kuyp 13.57; 3, Kazanov 13.61; 4, Vincent Clarico FRA 13.91; 5, Joilto Bonfim BRA 14.00; 6, Henry Andrade CPV 14.64; 7, Robert Kosev MKD 14.78; 8, Robin Korving NED 14.88

**Heat 4: (0.4)** 1, Valle 13.32; 2, Crear 13.47; 3, Tulloch 13.59; 4, Kyllonen 13.76; 5, Vladimir Shishkin RUS 13.89; 6, Miguel Soto PUR 13.92; 7, Yusuke Tsuge JPN 14.11; Laurent Ottoz ITA DNS

**Heat 5: (-0.2)** 1, Dees 13.53; 2, Schwarhoff 13.60; 3, Kearns 13.77; 4, Belokon 13.83; 5, Kobus Schoeman RSA 13.83; 6, Mathieu Jouys FRA 13.93; 7, Jiří Hudec CZE 14.18; 8, Avele Tanielu SAM 19.31

**Heat 6: (-0.6)** 1, Boroi 13.61; 2, Li 13.64; 3, Kroeker 13.71; 4, Kováč 13.71; 5, Haapakoski 13.76; 6, Sergey Usov BLR 13.90; 7, Mohammed Abdel Aal EGY 14.38; 8, Noureddine Tadjine ALG 14.50

#### Semi-finals (First 2 & 2 fastest to final) (Aug 19)

**Heat 1: (0.0)** 1, Jackson 13.13; 2, Kazanov 13.26; 3, Schwarhoff 13.31; 4, Mark Crear USA 13.38; 5, Dan Philibert FRA 13.42; 6, Piotr Wojcik POL 13.67; 7, Sean Cahill IRL 13.84; 8, Vladimir Belokon UKR 14.01

**Heat 2: (-0.1)** 1, Pierce 13.11; 2, Koszewski 13.48; 3, George Boroi ROU 13.54; 4, Li Tong CHN 13.59; 5, T.J. Kearns IRL 13.68; 6, Andrew Tulloch GBR 13.79; 7, Antti Haapakoski FIN 13.88; 8, Igor Kováč SVK 14.02

**Heat 3: (-0.3)** 1, Jarrett 13.14; 2, Dees 13.19; 3, Valle 13.19; 4, Kyle Vander-Kuyp AUS 13.48; 5, Hubert Grossard BEL 13.61; 6, Eric Kaiser GER 13.64; 7, Tim Kroeker CAN 13.74; 8, Kai Kyllönen FIN 13.96

## Gothenburg 1995

### Final (Aug 12) (-0.1)

|    |                  |     |       |       |
|----|------------------|-----|-------|-------|
| 1, | Allen Johnson    | USA | 13.00 | 0.143 |
| 2, | Tony Jarrett     | GBR | 13.04 | 0.129 |
| 3, | Roger Kingdom    | USA | 13.19 | 0.153 |
| 4, | Jack Pierce      | USA | 13.27 | 0.136 |
| 5, | Kyle Vander-Kuyp | AUS | 13.30 | 0.129 |
| 6, | Dan Philibert    | FRA | 13.34 | 0.152 |
| 7, | Erick Batte      | CUB | 13.38 | 0.143 |
| 8, | Emilio Valle     | CUB | 13.43 | 0.188 |

There was certain to be a new champion as Colin Jackson suffered an adductor injury in the lead-up to Gothenburg and ruled himself out of contention. In any case, a serious challenge to the Briton's dominance had emerged in the shape of Allen Johnson, who in March became the first man to beat Jackson in a hurdles race since 1993.

The new American star almost went out in the second round when he stumbled badly on the run-in. He got it right when it mattered in the final, setting a personal best into a headwind despite hitting the final hurdle. Jarrett, who committed a false start, collected his fourth non-gold world medal and described himself as "the Merlene Ottey of men's track."

#### First round (First 4 & 8 fastest to second round) (Aug 11)

**Heat 1: (-0.8)** 1, Pierce 13.48; 2, Valle 13.55; 3, Tulloch 13.69; 4, Kyllönen 13.81; 5, Frank Asselman BEL 13.85; 6, Aleksandr Yenko MDA 13.97; 7, Emmanuel Romary FRA 14.11; 8, Sean Cahill IRL 14.33

**Heat 2: (0.0)** 1, Schwarhoff 13.45; 2, Vander-Kuyp 13.47; 3, Philibert 13.60; 4, Lisabeth 13.76; 5, Herwig Röttl AUT 13.85; 6, Gaute Gundersen NOR 13.95; 7, Pedro Chiamulera BRA 14.33; 8, Mahesh Perera SRI 14.64

**Heat 3: (1.7)** 1, Haapakoski 13.50; 2, Kaiser 13.63; 3, Boroi 13.65; 4, Owen 13.74; 5, Csillag 13.75; 6, Kroeker 13.76; 7, Wagner Marseille HAI 14.03; 8, Arturo Rodríguez CHI 14.11

**Heat 4: (0.4)** 1, Kingdom 13.35; 2, Batte 13.44; 3, Chen 13.58; 4, Albihn 13.60; 5, Peders 13.78; 6, de Souza 13.84; 7, Nsenga 13.84; 8, Carlos Sala ESP 14.01

**Heat 5: (-0.1)** 1, Johnson 13.44; 2, Foster 13.49; 3, Clarico 13.67; 4, Torkelson 13.72; 5, Göhler 13.74; 6, Kähkönen 13.77; 7, Dakshevich 13.82; 8, Gunnar Schrör SUI 13.95

**Heat 6: (-0.3)** 1, Jarrett 13.57; 2, Kováč 13.66; 3, Kazanov 13.74; 4, Eriksson 13.85; 5, Joilto Bonfim BRA 13.91; 6, William Erese NGR 13.92; 7, Nur Herman Majid MAS 14.19; 8, Prodromos Katsantonis CYP 14.28

#### Second round (First 4 to semi-finals) (Aug 11)

**Heat 1: (0.6)** 1, Vander-Kuyp 13.29; 2, Kingdom 13.32; 3, Foster 13.60; 4, Tulloch 13.62; 5, Jonathan Nsenga BEL 13.67; 6, Vincent Clarico FRA 13.86; Sven Göhler GER & Niklas Eriksson SWE DNF

**Heat 2: (2.8)** 1, Pierce 13.34w; 2, Kováč 13.40; 3, Haapakoski 13.57; 4, Owen 13.82; 5, Patrik Torkelson SWE 13.84; 6, Tim Kroeker CAN 13.88; 7, Walmes de Souza BRA 13.91; 8, Chen Yanhao CHN 18.02

**Heat 3: (0.2)** 1, Jarrett 13.23; 2, Schwarhoff 13.24; 3, Philibert 13.43; 4, Valle 13.47; 5, Claes Albihn SWE 13.52; 6, Johan Lisabeth BEL 13.77; 7, Guntis Peders LAT 13.84; 8, Jyrki Kähkönen FIN 13.98

**Heat 4: (-0.1)** 1, Batte 13.44; 2, Kaiser 13.50; 3, Johnson 13.54; 4, Kazanov 13.55; 5, George Boroi ROU 13.79; 6, Levente Csillag HUN 13.92; 7, Gennadiy Dakshevich RUS 14.11; Kai Kyllönen FIN DNF

#### Semi-finals (First 4 to final) (Aug 12)

**Heat 1: (-0.1)** 1, Johnson 13.25; 2, Pierce 13.27; 3, Valle 13.27; 4, Vander-Kuyp 13.36; 5, Igor Kováč SVK 13.45; 6, Antti Haapakoski FIN 13.54; 7, Andy Tulloch GBR 13.62; 8, Eric Kaiser GER 13.71

**Heat 2: (1.1)** 1, Jarrett 13.19; 2, Kingdom 13.36; 3, Batte 13.39; 4, Philibert 13.49; 5, Robert Foster JAM 13.55; 6, Igor Kazanov LAT 13.61; 7, Neil Owen GBR 13.92; Florian Schwarhoff GER DNF

## Athens 1997

## Final (Aug 7) (0.0)

|    |                    |     |       |       |
|----|--------------------|-----|-------|-------|
| 1, | Allen Johnson      | USA | 12.93 | 0.128 |
| 2, | Colin Jackson      | GBR | 13.05 | 0.118 |
| 3, | Igor Kováč         | SVK | 13.18 | 0.161 |
| 4, | Florian Schwarhoff | GER | 13.20 | 0.141 |
| 5, | Dan Philibert      | FRA | 13.26 | 0.118 |
| 6, | Terry Reese        | USA | 13.30 | 0.117 |
| 7, | Mark Crear         | USA | 13.55 | 0.134 |
|    | Artur Kohutek      | POL | DNS   |       |

Third in 1987 and winner in a world record 12.91 in 1993, Jackson completed a set of medals by taking silver this time. Normally he would have been dejected at losing such an important race but the Welshman was delighted by his best run (13.05) for three years, returning to the highest level after many had written him off. Johnson retained his title brilliantly. Quickest away, he was a metre clear of Jackson at halfway and held his form superbly to clock 12.93, the fifth-fastest ever time and just 1/100th away from the American record he shared with Roger Kingdom. Kováč outdipped Schwarhoff for the bronze, Slovakia's first World Championship medal. "I achieved the time I thought could win the gold," said Jackson, "but Allen produced a fantastic performance."

## First round (First 5 &amp; 2 fastest to final) (Aug 5)

**Heat 1: (-0.6)** 1, Philibert 13.43; 2, Johnson 13.52; 3, Kronberg 13.70; 4, Korving 13.80; 5, Gundersen 13.83; 6, Stamatīs Magos GRE 13.92; Zhivko Videnov BUL DQ (r162.7)

**Heat 2: (0.8)** 1, Kohutek 13.37; 2, García 13.46; 3, Tulloch 13.69; 4, Balzer 13.70; 5, Grossard 13.74; 6, Reese 13.79; 7, Wagner Marseille HAI 14.52; Andrey Sklyarenko KAZ DNS

**Heat 3: (0.1)** 1, Kováč 13.36; 2, Thibault 13.50; 3, Ścigaczewski 13.61; 4, Kislykh 13.67; 5, Olijars 13.79; 6, Li Tong CHN 13.89; 7, Avele Tanielu SAM 14.59; Emilio Valle CUB DNF

**Heat 4: (-0.4)** 1, Jarrett 13.35; 2, Clarico 13.51; 3, Mehlich 13.65; 4, Fenner 13.67; 5, Pieters 13.67; 6, Hisanobu Konae JPN 14.02; 7, Slavoljub Nikolić YUG 14.26; 8, Min Min Tun MYA 15.58

**Heat 5: (-0.3)** 1, Schwarhoff 13.44; 2, Torian 13.51; 3, Vander-Kuyp 13.61; 4, Peders 13.73; 5, Chiamulera 13.93; 6, Peter Coghlan IRL 13.94; 7, William Erese NGR 13.95; 8, Simohammed Boukrouna MAR 14.22

**Heat 6: (0.3)** 1, Jackson 13.19; 2, Crear 13.46; 3, Nsenga 13.53; 4, Haapakoski 13.75; 5, Lichtenegger 13.78; 6, Naivalu 13.82; 7, Levente Csillag HUN 13.96; 8, Blaz Korent SLO 14.20

## Second round (First 3 &amp; 4 fastest to semi-finals) (Aug 5)

**Heat 1: (0.1)** 1, Crear 13.15; 2, Jackson 13.19; 3, Korving 13.44; 4, Mike Fenner GER 13.50; 5, Ronald Mehlich POL 13.51; 6, Sven Pieters BEL 13.55; 7, Sébastien Thibault FRA 13.62; 8, Jovesa Naivalu FIJ 14.04

**Heat 2: (1.2)** 1, Johnson 13.22; 2, Kohutek 13.27; 3, Philibert 13.33; 4, Balzer 13.37; 5, Nsenga 13.50; 6, Staņislavs Olijars LAT 13.62; 7, Andy Tulloch GBR 13.63; 8, Gaute Gundersen NOR 13.91

**Heat 3: (-0.1)** 1, Jarrett 13.27; 2, García 13.46; 3, Vander-Kuyp 13.53; 4, Reggie Torian USA 13.64; 5, Antti Haapakoski FIN 13.72; 6, Robert Kronberg SWE 13.73; 7, Pedro Chiamulera BRA 13.86; 8, Hubert Grossard BEL 14.01

**Heat 4: (0.8)** 1, Kováč 13.23; 2, Reese 13.30; 3, Schwarhoff 13.30; 4, Clarico 13.41; 5, Kislykh 13.43; 6, Guntis Peders LAT 13.55; 7, Elmar Lichtenegger AUT 13.70; 8, Tomasz Ścigaczewski POL 13.73

## Semi-finals (First 4 to final) (Aug 6)

**Heat 1: (-0.7)** 1, Jackson 13.24; 2, Johnson 13.31; 3, Kováč 13.38; 4, Reese 13.45; 5, Robin Korving NED 13.51; 6, Vincent Clarico FRA 13.53; 7, Andrey Kislykh RUS 13.78; 8, Falk Balzer GER 14.06

**Heat 2: (1.1)** 1, Schwarhoff 13.29; 2, Philibert 13.30; 3, Crear 13.35; 4, Kohutek 13.39; 5, Kyle Vander-Kuyp AUS 13.49; 6, Tony Jarrett GBR 13.50; 7, Jonathan Nsenga BEL 13.58; Anier García CUB DNS

## Seville 1999

## Final (Aug 25) (1.0)

|    |                    |     |       |       |
|----|--------------------|-----|-------|-------|
| 1, | Colin Jackson      | GBR | 13.04 | 0.116 |
| 2, | Anier García       | CUB | 13.07 | 0.158 |
| 3, | Duane Ross         | USA | 13.12 | 0.141 |
| 4, | Tony Dees          | USA | 13.22 | 0.148 |
| 5, | Falk Balzer        | GER | 13.26 | 0.153 |
| 6, | Yoel Hernández     | CUB | 13.30 | 0.129 |
| 7, | Florian Schwarhoff | GER | 13.39 | 0.132 |
| 8, | Jonathan Nsenga    | BEL | 13.54 | 0.142 |

The USA, who had provided the winner of five of the previous six finals in this event, suffered a double blow when Crear, the only man under 13 seconds in 1999, was disqualified from his quarter-final for two false starts and Johnson (seeking his third world title) strained a calf muscle warming up for his semi and withdrew. However, the USA still fielded a strong contender in Ross (4th in their Trials and thus competing only because Johnson had a 'wild card') who was fastest in the quarter-finals (personal best of 13.13) and semis (13.14). Also impressive in the other semi was García, who edged Jackson in 13.18.

Both García (with a Central American record) and Ross ran their fastest ever times in the final, but world record holder Jackson used his unrivalled dip to regain the title he last won in 1993. His time was a season's best of 13.04 and he made history by becoming the first Briton in any event to win a second world title. "Lots of people had written me off as past it but I knew I still had another championship in me," he said.

## First round (First 4 &amp; 8 fastest to second round) (Aug 23)

**Heat 1: (0.6)** 1, Ross 13.39; 2, Dorival 13.42; 3, Schwarhoff 13.50; 4, Kronberg 13.62; 5, Montesinos 13.74; 6, Marcio de Souza BRA 13.83; 7, Paul Sehze LBR 14.68

**Heat 2: (0.2)** 1, Crear 13.30; 2, Ścigaczewski 13.54; 3, Chen 13.55; 4, Coghlan 13.64; 5, Luiz André Balcers BRA 13.84; 6, Adrian Woodley CAN 13.95; 7, Kenichi Sakurai JPN 14.01

**Heat 3: (-0.3)** 1, Johnson 13.46; 2, Philibert 13.53; 3, Hernández 13.53; 4, Kováč 13.63; 5, Brown 13.67; 6, Erese 13.76; 7, Victor Houston BAR 13.86

**Heat 4: (-0.4)** 1, Balzer 13.35; 2, Nsenga 13.44; 3, Korving 13.45; 4, Tanigawa 13.65; 5, Bownes 13.65; 6, Emiliano Pizzoli ITA 13.79; 7, Pinheiro Leocadio STP 15.74

**Heat 5: (-0.5)** 1, C. Jackson 13.19; 2, Olijars 13.28; 3, Dees 13.57; 4, Batte 13.62; 5, Grava 13.64; 6, J. Jackson 13.64; 7, Andrey Kislykh RUS 13.83

**Heat 6: (0.0)** 1, García 13.40; 2, Lichtenegger 13.50; 3, Vander-Kuyp 13.55; 4, Leberer 13.65; 5, Niemi 13.66; 6, Giaconi 13.71

## Second round (First 4 to semi-finals) (Aug 23)

**Heat 1: (-0.4)** 1, Ross 13.13; 2, García 13.20; 3, Korving 13.30; 4, Coghlan 13.37; 5, Tomasz Ścigaczewski POL 13.54; 6, Satoru Tanigawa JPN 13.58; 7, Steve Brown TTO 13.62; 8, Matti Niemi FIN 14.17

**Heat 2: (-0.2)** 1, C. Jackson 13.21; 2, Dees 13.29; 3, Nsenga 13.37; 4, Dorival 13.42; 5, Chen Yanhao CHN 13.53; 6, Ralf Leberer GER 13.54; 7, Kyle Vander-Kuyp AUS 13.56; 8, William Erese NGR 13.65

**Heat 3: (0.2)** 1, Olijars 13.30; 2, Lichtenegger 13.43; 3, Batte 13.48; 4, Schwarhoff 13.50; 5, Robert Kronberg SWE 13.56; 6, Jean-Marc Grava FRA 13.63; 7, Hipólito Montesinos ESP 13.78; Mark Crear USA DQ (r162.7)

**Heat 4: (0.1)** 1, Hernández 13.35; 2, Balzer 13.38; 3, Philibert 13.47; 4, Johnson 13.48; 5, Igor Kováč SVK 13.56; 6, Andrea Giaconi ITA 13.61; 7, Shaun Bownes RSA 13.74; 8, Jeffrey Jackson ISV 14.32

## Semi-finals (First 4 to final) (Aug 24)

**Heat 1: (0.0)** 1, Ross 13.14; 2, Schwarhoff 13.30; 3, Hernández 13.32; 4, Balzer 13.32; 5, Peter Coghlan IRL 13.35; 6, Erik Batte CUB 13.40; 7, Robin Korving NED 13.45; 8, Elmar Lichtenegger AUT 13.52

**Heat 2: (0.0)** 1, García 13.18; 2, Jackson 13.19; 3, Dees 13.30; 4, Nsenga 13.47; 5, Dan Philibert FRA 13.49; 6, Staņislavs Olijars LAT 13.70; 7, Dudley Dorival HAI 13.86; Allen Johnson USA DNS

## Edmonton 2001

## Final (Aug 9) (-0.3)

|    |                    |     |       |       |
|----|--------------------|-----|-------|-------|
| 1, | Allen Johnson      | USA | 13.04 | 0.150 |
| 2, | Anier García       | CUB | 13.07 | 0.150 |
| 3, | Dudley Dorival     | HAI | 13.25 | 0.134 |
| 4, | Yoel Hernández     | CUB | 13.30 | 0.151 |
| 5, | Robert Kronberg    | SWE | 13.51 | 0.136 |
| 6, | Yevgeniy Pechonkin | RUS | 13.52 | 0.131 |
| 7, | Dawane Wallace     | USA | 13.76 | 0.159 |
| 8, | Shaun Bownes       | RSA | 13.84 | 0.133 |

Allen Johnson joined Greg Foster as a three-time winner. The 30 year-old American was off to an excellent start, though he proceeded to knock down five hurdles, allowing Olympic Champion García to close in the second half the of the race. The Cuban couldn't get level with Johnson and wound up second again in 13.07 to Johnson's 13.04. Those first two times were exactly the same as in 1999. In third place, Dorival won Haiti's first ever World Championship medal.

## First round (First 3 &amp; 6 fastest to semi-finals) (Aug 7)

**Heat 1: (0.1)** 1, Johnson 13.59; 2, Hernández 13.63; 3, Jarrett 13.64; 4, Naito 13.80; 5, Gabriel Burnett BAR 13.93; 6, Andrey Sklyarenko KAZ 14.02; 7, Hendrey Ah-Tchoy PYF 16.34

**Heat 2: (-0.6)** 1, Hernández 13.56; 2, Schwarhoff 13.58; 3, Kronberg 13.59; 4, Randriamihaja 13.61; 5, Paulo Villar COL 13.82; 6, Paul Gray GBR 13.96; 7, Sadros Sanchez PAN 14.34

**Heat 3: (1.7)** 1, García 13.21; 2, Fenner 13.46; 3, Videnov 13.59; 4, Jones 13.72; 5, Satoru Tanigawa JPN 13.85; 6, David Ilariani GEO 14.08; Damien Greaves GBR DQ (r162.7)

**Heat 4: (2.1)** 1, Wallace 13.28w; 2, Kohutek 13.54w; 3, Liu 13.60w; 4, Crews 13.60w; 5, Jarno Jokihara FIN 13.89w; 6, Damjan Zlatnar SLO 13.97

**Heat 5: (0.0)** 1, Trammell 13.40; 2, Pechonkin 13.58; 3, Nsenga 13.74; 4, Felipe Vivancos ESP 13.84; 5, Marcio de Souza BRA 13.88; 6, Sultan Tucker LBR 13.92; 7, Raiea Khrasat JOR 15.01

**Heat 6: (1.0)** 1, Dorival 13.33; 2, Bownes 13.38; 3, Lichtenegger 13.39; 4, Coghlan 13.57; 5, Mubarak 13.72; 6, Maurice Wignall JAM 13.88; 7, Omar Abdullah Al-Rawahi UAE 19.01

#### Semi-finals (First 2 & 2 fastest to final) (Aug 8)

**Heat 1: (1.0)** 1, García 13.19; 2, Johnson 13.27; 3, Bownes 13.29; 4, Elmar Lichtenegger AUT 13.42; 5, Peter Coghlan IRL 13.61; 6, Masato Naito JPN 13.73; 7, Jonathan Nsenga BEL 13.89; Florian Schwarhoff GER DNF

**Heat 2: (0.8)** 1, Pechonkin 13.38; 2, Kronberg 13.38; 3, Wallace 13.41; 4, Mike Fenner GER 13.49; 5, Yuniel Hernández CUB 13.56; 6, Stephen Jones BAR 13.71; 7, Berlioz Randriamihaja MAD 13.77; Tony Jarrett GBR DQ (r162.7)

**Heat 3: (-0.2)** 1, Hernández 13.33; 2, Dorival 13.43; 3, Terrence Trammell USA 13.44; 4, Liu Xiang CHN 13.51; 5, Zhivko Videnov BUL 13.55; 6, Jerome Crews GER 13.55; 7, Artur Kohutek POL 13.60; 8, Mubarak Ata Mubarak KSA 13.98

## X

## Paris 2003

### Final (Aug 30) (0.3)

|    |                   |     |            |       |
|----|-------------------|-----|------------|-------|
| 1, | Allen Johnson     | USA | 13.12      | 0.159 |
| 2, | Terrence Trammell | USA | 13.20      | 0.154 |
| 3, | Liu Xiang         | CHN | 13.23      | 0.140 |
| 4, | Larry Wade        | USA | 13.34      | 0.157 |
| 5, | Marcio de Souza   | BRA | 13.48      | 0.155 |
| 6, | Shi Dongpeng      | CHN | 13.55      | 0.145 |
| 7, | Yoel Hernández    | CUB | 13.57      | 0.152 |
|    | Chris Phillips    | USA | DQ (r40.1) | 0.150 |
|    |                   |     | (13.36)    |       |

**Rightful finalist:** Shaun Bownes RSA

Only three men had ever won this title before Paris, and that figure held as Allen Johnson (33) took gold for a fourth time. The heats saw the injury of Olijars, the only man to have defeated Johnson so far in 2003. In the final the American started well and settled into a winning rhythm despite his habit of clipping every hurdle. Liu won China's first ever male track medal and prevented a United States sweep of the first four places. However it was later confirmed that the US number four Phillips had committed a doping violation.

#### First round (First 3 & 9 fastest to semi-finals) (Aug 28)

**Heat 1: (0.2)** 1, Kronberg 13.46; 2, Liu 13.48; 3, Trammell 13.51; 4, Sedoc 13.62; 5, Erese 13.67; 6, Giaconi 13.69; 7, Arlindo Pinheiro STP 15.10

**Heat 2: (0.1)** 1, Johnson 13.42; 2, de Souza 13.43; 3, Bownes 13.50; 4, Hernández 13.56; 5, Chris Pinnock JAM 13.74; 6, David Ilariani GEO 13.89; 7, Peter Coghlan IRL 13.90

**Heat 3: (0.0)** 1, Inocêncio 13.62; 2, Newton 13.62; 3, Nossmy 13.68; 4, Crews 13.72; 5, Berlioz Randriamihaja MAD 13.80; 6, Mohd Faiz Mohammad MAS 14.17; Stanislav Olijar LAT DNF

**Heat 4: (0.3)** 1, Wade 13.49; 2, dos Santos 13.57; 3, Naito 13.59; 4, Quiñónez 13.67; 5, Niemi 13.69

**Heat 5: (0.2)** 1, Doucouré 13.31; 2, Dorival 13.41; 3, Shi 13.48; 4, Allen 13.67; 5, Kuripitone Betham SAM 16.24; Jonathan Nsenga BEL DNF; Phillips DQ (r40.1) (13.26)

#### Semi-finals (First 2 & 2 fastest to final) (Aug 29)

**Heat 1: (0.4)** 1, Shi 13.53; 2, Wade 13.55; 3, Robert Kronberg SWE 13.60; 4, Robert Newton GBR 13.62; 5, William Erese NGR 13.70; 6, Philip Nossmy SWE 13.72; 7, Redelén dos Santos BRA 13.77; 8, Matti Niemi FIN 13.86

**Heat 2: (0.0)** 1, Johnson 13.19; 2, Liu 13.46; 3, Hernández 13.49; 4, Mateus Inocêncio BRA 13.59; 5, Dudley Dorival HAI 13.59; 6, Masato Naito JPN 13.68; 7, Andrea Giaconi ITA 13.84; 8, Charles Allen CAN 14.19

**Heat 3: (0.6)** 1, Trammell 13.34; 2, de Souza 13.48; 3, Shaun Bownes RSA 13.53; 4, Ladji Doucouré FRA 13.54; 5, Jerome Crews GER 13.67; 6, Jackson Quiñónez ECU 13.72; 7, Gregory Sedoc NED 13.74; Phillips DQ (r40.1) (13.48)

## Helsinki 2005

### Final (Aug 12) (-0.2)

|    |                |     |       |       |
|----|----------------|-----|-------|-------|
| 1, | Ladji Doucouré | FRA | 13.07 | 0.164 |
| 2, | Liu Xiang      | CHN | 13.08 | 0.142 |
| 3, | Allen Johnson  | USA | 13.10 | 0.147 |

|    |                   |     |       |       |
|----|-------------------|-----|-------|-------|
| 4, | Dominique Arnold  | USA | 13.13 | 0.173 |
| 5, | Terrence Trammell | USA | 13.20 | 0.222 |
| 6, | Joel Brown        | USA | 13.47 | 0.160 |
| 7, | Maurice Wignall   | JAM | 13.47 | 0.167 |
| 8, | Mateus Inocêncio  | BRA | 13.48 | 0.157 |

The heats were run into headwinds during thunderstorms and the fastest man was Liu (13.73). Defending Champion Johnson clocked 13.92 into a wind measured at 5.1 metres per second and noted "I've never run into a headwind like that. I felt like I was being blown backwards." Conditions were not much better the next day, and the three races were won by Doucouré, Trammell and Johnson.

Johnson was out quickest in the final, with Doucouré inches behind at the first hurdle. The Frenchman, with his upright stance, high lead leg and quick snapdown, took the lead at the third hurdle, with Johnson and Trammell closest to him. Liu came next and the slow-starting Arnold was in sixth place. Doucouré and Johnson both hit the last hurdle hard, allowing the fast-closing Liu to catch up. Doucouré looked like a clear winner across the line, but Liu's closing lean helped him to get within 1/100th of the statuesque Frenchman. Johnson won an unprecedented fifth medal [his first non-gold] in holding off the fast-closing Arnold 13.10 to 13.13.

#### First round (First 3 & 6 fastest to semi-finals) (Aug 10)

**Heat 1: (-5.1)** 1, Blaschek 13.86; 2, Johnson 13.92; 3, Hernández 14.03; 4, Ivan Bitzi SUI 14.26; 5, Cédric Lavanne FRA 14.49; 6, Aléxandros Theofánof GRE 14.73; 7, Todd Matthews Jouda SUD 15.43

**Heat 2: (-0.3)** 1, Liu 13.73; 2, dos Santos 13.74; 3, Nsenga 13.89; 4, García 14.01; 5, Lichtenegger 14.04; 6, Matti Niemi FIN 14.18; 7, Jackson Quiñónez ECU 14.34; 8, Baymurat Ashirmuradov TKM 15.52

**Heat 3: (-3.4)** 1, Doucouré 13.86; 2, Inocêncio 13.96; 3, Pinnock 14.11; 4, Gregory Sedoc NED 14.24; 5, Sergey Demidyuk UKR 14.25; 6, Karl Jennings CAN 14.30; 7, Sultan Tucker LBR 14.34; Andrea Giaconi ITA DNS

**Heat 4: (-1.1)** 1, Shi 13.80; 2, Trammell 13.80; 3, Peremota 13.89; 4, Kronberg 13.89; 5, Naito 13.90; 6, Allan Scott GBR 14.18; 7, Peter Coghlan IRL 14.57; 8, Tang Hon Sing HKG 14.83

**Heat 5: (-2.8)** 1, da Silva 13.96; 2, Arnold 13.96; 3, van der Westen 14.01; 4, Paulo Villar COL 14.12; 5, Berlioz Randriamihaja MAD 14.18; 6, Satoru Tanigawa JPN 14.25; 7, Felipe Vivancos ESP 14.34; 8, Julien Mvoutoukoulou CGO 15.41

**Heat 6: (-1.8)** 1, Robles 13.83; 2, Olijar 13.86; 3, Brown 13.90; 4, Wignall 13.90; 5, Dorival 14.02; 6, Wu Youjia CHN 14.38; 7, David Ilariani GEO 14.88; 8, Suphan Wongsriphuckk THA 15.05

#### Semi-finals (First 2 & 2 fastest to final) (Aug 11)

**Heat 1: (-0.5)** 1, Doucouré 13.35; 2, Arnold 13.39; 3, Shi Dongpeng CHN 13.44; 4, Yoel Hernández CUB 13.54; 5, Igor Peremota RUS 13.71; 6, Redelén dos Santos BRA 13.88; 7, Masato Naito JPN 13.88; 8, Dudley Dorival HAI 14.11

**Heat 2: (-0.4)** 1, Trammell 13.31; 2, Liu 13.42; 3, Stanislav Olijar LAT 13.53; 4, Anselmo da Silva BRA 13.63; 5, Robert Kronberg SWE 13.69; 6, Chris Pinnock JAM 13.73; 7, Jonathan Nsenga BEL 13.94; 8, Anier García CUB 13.99

**Heat 3: (-1.9)** 1, Johnson 13.23; 2, Wignall 13.24; 3, Inocêncio 13.39; 4, Brown 13.43; 5, Thomas Blaschek GER 13.45; 6, Marcel van der Westen NED 13.63; 7, Elmar Lichtenegger AUT 13.74; 8, Dayron Robles CUB 14.16

## Osaka 2007

### Final (Aug 31) (1.7)

|    |                   |     |       |       |
|----|-------------------|-----|-------|-------|
| 1, | Liu Xiang         | CHN | 12.95 | 0.161 |
| 2, | Terrence Trammell | USA | 12.99 | 0.205 |
| 3, | David Payne       | USA | 13.02 | 0.141 |
| 4, | Dayron Robles     | CUB | 13.15 | 0.164 |
| 5, | Shi Dongpeng      | CHN | 13.19 | 0.150 |
| 6, | Sergiy Demidyuk   | UKR | 13.22 | 0.136 |
| 7, | Jackson Quiñónez  | ESP | 13.33 | 0.172 |
| 8, | Maurice Wignall   | JAM | 13.39 | 0.144 |

Liu and Trammell were the only sub-13 performers in 2007, with the Olympic Champion from China the marginal favourite in Osaka. It was his compatriot Shi who was the fastest in the heats with a personal best of 13.22. Behind him Payne ran 13.27. Three days before that race Payne was at home in Virginia, but flew to Osaka when Dominique Arnold had to withdraw with an Achilles injury.

World record holder Liu was drawn in lane nine in the final because he had eased off in his semi-final and was only the second-quickest of those who placed second in that round. Despite a reaction more than 0.03 slower than any other finalist, Trammell was the leader



at the first hurdle, with Payne and Robles just behind. Trammell moved away from Payne, but Liu began to move up, and was second by the sixth barrier. Liu's momentum was irresistible, and he caught Trammell at the ninth hurdle, and won by almost half a metre with the first sub-13 at the World championships since 1997. Trammell also dipped below 13 seconds, and needed it to hold off the remarkable Payne who ran 13.02.

#### First round (First 3 & 9 fastest to semi-finals) (Aug 29)

**Heat 1: (0.4)** 1, Trammell 13.40; 2, Sedoc 13.48; 3, Kronberg 13.51; 4, Xing 13.56; 5, Blaschek 13.56; 6, Konstadinos Douvalidis GRE 13.74; 7, Éder Antonio Souza BRA 13.86; 8, Tarmo Jallai EST 14.16

**Heat 2: (-0.6)** 1, Liu 13.36; 2, Quiñónez 13.39; 3, Wignall 13.47; 4, Demidyuk 13.53; 5, da Silva 13.58; 6, Selim Nurudeen NGR 13.78; 7, Kenji Yahata JPN 13.92; 8, Abdul Hakeem Abdul Halim SGP 14.94

**Heat 3: (-0.2)** 1, Olijars 13.38; 2, Hernández 13.46; 3, Naito 13.54; 4, Brathwaite 13.62; 5, Oliver 13.66; 6, Mohamed Aissa Al-Thawadi QAT 13.67; 7, Joseph-Berlioz Randriamihaja MAD 13.83; Felipe Vivancos ESP DQ (r163.3)

**Heat 4: (0.6)** 1, Robles 13.41; 2, Doucouré 13.61; 3, Tanonaka 13.61; 4, Deghelt 13.61; 5, MacLeod 13.61; 6, Shaun Bownes RSA 13.81; 7, David Ilariani GEO 13.82; 8, Igor Peremota RUS 13.84

**Heat 5: (0.6)** 1, Shi 13.22; 2, Payne 13.27; 3, Turner 13.27; 4, Dorival 13.63; 5, Andreas Kundert SUI 13.68; 6, Shamar Sands BAH 13.72; 7, Damjan Zlatnar SLO 13.77; 8, Bano Traore FRA 13.84

#### Semi-finals (First 2 & 2 fastest to final) (Aug 30)

**Heat 1: (-0.4)** 1, Payne 13.19; 2, Shi 13.24; 3, Wignall 13.29; 4, Quiñónez 13.33; 5, Anselmo Gomes da Silva BRA 13.53; 6, Robert Kronberg SWE 13.58; 7, Adrien Deghelt BEL 13.70; 8, Dudley Dorival HAI 13.82

**Heat 2: (-0.3)** 1, Trammell 13.23; 2, Demidyuk 13.35; 3, Ladjji Doucouré FRA 13.36; 4, Yoel Hernández CUB 13.37; 5, Xing Yanan CHN 13.59; 6, Tasuku Tanonaka JPN 13.62; 7, Stanislav Olijar LAT 13.78; 8, Ryan Brathwaite BAR 13.87

**Heat 3: (-1.0)** 1, Robles 13.21; 2, Liu 13.25; 3, Andy Turner GBR 13.38; 4, David Oliver USA 13.42; 5, Gregory Sedoc NED 13.58; 6, Masato Naito JPN 13.58; 7, Jared MacLeod CAN 13.66; 8, Thomas Blaschek GER 13.77

## Berlin 2009

### Final (Aug 20) (0.1)

|    |                   |     |       |       |
|----|-------------------|-----|-------|-------|
| 1, | Ryan Brathwaite   | BAR | 13.14 | 0.157 |
| 2, | Terrence Trammell | USA | 13.15 | 0.141 |
| 3, | David Payne       | USA | 13.15 | 0.122 |
| 4, | William Sharman   | GBR | 13.30 | 0.125 |
| 5, | Maurice Wignall   | JAM | 13.31 | 0.151 |
| 6, | Petr Svoboda      | CZE | 13.38 | 0.144 |
| 7, | Dwight Thomas     | JAM | 13.56 | 0.145 |
| 8, | Ji Wei            | CHN | 13.57 | 0.144 |

The event was weakened by the absence through injury of defending champion Liu Xiang and the injury to new world record holder Robles. The Cuban failed to finish his semi-final, at which stage Brathwaite was the fastest, having improved his Barbadian record to 13.18.

Payne, Brathwaite and Trammell were drawn in lanes 3-4-5 in the final, and for almost the entire race it was difficult to determine who held the lead. All three went across the third hurdle in 4.61 seconds, and it was only at the sixth hurdle that Payne could be seen to have dropped back slightly. At the 10th barrier Brathwaite held a lead of 0.03 over Trammell and was 0.04 ahead of Payne, but the Americans closed sharply, and it took the judges some minutes to decide that the Barbadian was the winner, again with a national record. Sharman edged Wignall for fourth, after being in contention with the top three for half the race. Brathwaite became the first athlete from Barbados ever to win a medal in the World Championships, while Trammell won his fifth global silver medal since 2000.

#### First round (First 3 & 6 fastest to semi-finals) (Aug 19)

**Heat 1: (-0.4)** 1, Shi 13.56; 2, Thomas 13.57; 3, Quiñónez 13.63; 4, Lehann Fourie RSA 13.67; 5, Andy Turner GBR 13.73; 6, Lee Jung-Jonn KOR 13.83; 7, Tasuku Tanonaka JPN 13.84; Joseph-Berlioz Randriamihaja MAD DNF

**Heat 2: (-0.2)** 1, Wignall 13.62; 2, Schwarzer 13.66; 3, Robles 13.67; 4, Cédric Lavanne FRA 13.72; 5, Felipe Vivancos ESP 13.72; 6, Damien Broothaerts BEL 14.15

**Heat 3: (0.2)** =1, Svoboda & Darien 13.56; 3, Noga 13.56; 4, Aries Merritt USA 13.70; 5, Sergiy Demidyuk UKR 13.71; 6, Adrien Deghelt BEL 13.78; 7, Gianni Frankis GBR 13.83; 8, Toriki Urarii PYF 15.01

**Heat 4: (0.5)** 1, Brathwaite 13.35; 2, John 13.41; 3, Sharman 13.52; 4, Olijar 13.59; 5, Lynsha 13.61; 6, Borisov 13.63; 7, Park Tae-Kyong KOR 13.93; 8, Ahmad Hazer LBN 14.74

**Heat 5: (0.0)** 1, Ji 13.51; 2, Trammell 13.51; 3, Sedoc 13.54; 4, Bascou 13.55; 5, Sands 13.57; 6, Nurudeen 13.68; 7, Héctor Cotto PUR 13.81; 8, Rayzamshah Wan Sofian MAS 14.06

**Heat 6: (0.1)** 1, Kiss 13.34; 2, Villar 13.52; 3, Payne 13.54; 4, Capetillo 13.61; 5, Richard Phillips JAM 13.70; 6, Matthias Bühler GER 13.75; 7, David Ilariani GEO 13.86; 8, Abdul Hakeem Abdul Halim SGP 14.63

#### Semi-finals (First 2 & 2 fastest to final) (Aug 19)

**Heat 1: (0.9)** 1, Trammell 13.24; 2, Svoboda 13.33; 3, Ji 13.41; 4, Artur Noga POL 13.43; 5, Paulo Villar COL 13.44; 6, Stanislav Olijar LAT 13.50; 7, Jackson Quiñónez ESP 13.54; 8, Dayron Capetillo CUB 13.55

**Heat 2: (0.6)** 1, Brathwaite 13.18; 2, Payne 13.24; 3, Thomas 13.37; 4, Shi Dongpeng CHN 13.42; 5, Gregory Sedoc NED 13.45; 6, Maksim Lynsha BLR 13.46; 7, Dimitri Bascou FRA 13.49; 8, Alexander John GER 13.64

**Heat 3: (0.1)** 1, Sharman 13.38; 2, Wignall 13.43; 3, Dániel Kiss HUN 13.45; 4, Shamar Sands BAH 13.47; 5, Garfield Darien FRA 13.57; 6, Yevgeniy Borisov RUS 13.63; 7, Helge Schwarzer GER 13.72; Dayron Robles CUB DNF

## Daegu 2011

### Final (Aug 29) (-1.1)

|     |                  |     |             | To 1000th      |
|-----|------------------|-----|-------------|----------------|
| 1,  | Jason Richardson | USA | 13.16       | 0.178          |
| 2,  | Liu Xiang        | CHN | 13.27       | 0.164          |
| 3,  | Andy Turner      | GBR | 13.44       | 0.146 (13.432) |
| 4,  | David Oliver     | USA | 13.44       | 0.171 (13.440) |
| =5, | William Sharman  | GBR | 13.67       | 0.178          |
|     | Aries Merritt    | USA | 13.67       | 0.140          |
|     | Dwight Thomas    | JAM | DNF         | 0.153          |
|     | Dayron Robles    | CUB | DQ (r163.2) | 0.150 (13.14)  |

Robles and Liu were best away in the final, while Oliver was left behind in the blocks. By halfway, Robles was leading by just under half a metre from Liu, with Richardson in third place and beginning to draw clear of Merritt. Liu drew level with Robles as they went across the ninth hurdle, but the Cuban, one lane inside Liu, caught Liu's left arm with his right hand. Liu's momentum was thrown off slightly, and Robles again hindered Liu as they went across their 10th hurdles.

The Cuban was first across the line in 13.14, just ahead of Richardson with Liu a metre behind. While Robles himself had been slowed by the collisions, it was clear that Liu had been more seriously affected. The Cuban was predictably disqualified for obstruction after a protest by the Chinese team, leaving Richardson as the slightly bewildered champion. Liu afterwards said "Robles hit me twice, but it wasn't intentional. If not for that I would have been gold medalist". Behind them Turner edged by 0.008 the out-of-form Oliver.

#### First round (First 3 & 4 fastest to semi-finals) (Aug 28)

**Heat 1: (1.0)** 1, Liu 13.20; 2, Turner 13.32; 3, Mathiszik 13.53 (13.521); 4, Phillips 13.53 (13.527); 5, Ryan Brathwaite BAR 13.57; 6, Sergey Shubenkov RUS 13.70; 7, Andreas Kundert SUI 13.87; 8, Ahmad Hazer LBN 14.42

**Heat 2: (-0.2)** 1, Richardson 13.19; 2, Thomas 13.31; 3, Forbes 13.54; 4, Konstadinos Douvalidis GRE 13.59; 5, Lawrence Clarke GBR 13.65; 6, Alexander John GER 13.68; 7, Dominik Bochenek POL 13.96; 8, Balázs Baji HUN 14.06

**Heat 3: (1.4)** 1, Oliver 13.27; 2, Jiang 13.47; 3, Riley 13.47; 4, Bascou 13.51; 5, Sharman 13.52; 6, Héctor Cotto PUR 13.60; 7, Lehann Fourie RSA 13.86; 8, long Kim Fai MAC 15.35

**Heat 4: (-0.3)** 1, Merritt 13.36; 2, Robles 13.42; =3, Shi & Villar 13.55; 5, Erik Balnuweit GER 13.56; 6, Emanuele Abate ITA 13.63; 7, Othman Hadj Lazib ALG 13.63; 8, Park Tae-Kyong KOR 13.83

#### Semi-finals (First 3 & 2 fastest to final) (Aug 29)

**Heat 1: (-1.4)** 1, Liu 13.31; 2, Robles 13.32; 3, Merritt 13.32; 4, Turner 13.44; 5, Dimitri Bascou FRA 13.62; 6, Paulo Villar COL 13.73; 7, Richard Phillips JAM 13.76; 8, Willi Mathiszik GER 13.81

**Heat 2: (-1.6)** 1, Richardson 13.11; 2, Oliver 13.40; 3, Sharman 13.51; 4, Thomas 13.56; 5, Shi Dongpeng CHN 13.57; 6, Ronald Forbes CAY 13.67; 7, Jiang Fan CHN 13.71; 8, Andrew Riley JAM 13.75

## Moscow 2013

### Final (Aug 12) (0.3)

|    |                  |     |       |       |
|----|------------------|-----|-------|-------|
| 1, | David Oliver     | USA | 13.00 | 0.147 |
| 2, | Ryan Wilson      | USA | 13.13 | 0.167 |
| 3, | Sergey Shubenkov | RUS | 13.24 | 0.154 |
| 4, | Jason Richardson | USA | 13.27 | 0.158 |
| 5, | William Sharman  | GBR | 13.30 | 0.151 |
| 6, | Aries Merritt    | USA | 13.31 | 0.147 |



|    |                         |     |       |       |
|----|-------------------------|-----|-------|-------|
| 7, | Thomas Martinot-Lagarde | FRA | 13.42 | 0.162 |
| 8, | Andrew Riley            | JAM | 13.51 | 0.135 |

Former world number one Oliver made a wonderful comeback in 2013 and was much the quickest in the preliminaries. In the final, he and Riley were off quickest, but Oliver had the lead by the second hurdle. World record holder Merritt hit the sixth hurdle and was then out of the reckoning, while Wilson held second place. Shubenkov moved up from sixth with four hurdles remaining to take the bronze medal ahead of defending champion Richardson, who clipped the final barrier. Oliver, meanwhile, scored a clearcut win with the world's fastest time of the year.

#### First round (First 3 & 4 fastest to semi-finals) (Aug 11)

**Heat 1: (0.5)** 1, Richardson 13.33; 2, Shabanov 13.38; 3, Brathwaite 13.40; 4, Thomas 13.41; 5, Parchment 13.43; 6, Eddie Lovett ISV 13.52; 7, Martin Mazáč CZE 13.52; 8, Jiang Fan CHN 13.87; 9, long Kim Fai MAC 15.10

**Heat 2: (-0.3)** 1, Wilson 13.37; 2, Davis II 13.38; 3, Sharman 13.51; 4, Xie Wenjun CHN 13.59; 5, Pascal Martinot-Lagarde FRA 13.63; 6, Philip Nossmy SWE 13.66; 7, Jorge McFarlane PER 13.93; 8, Xaysa Anousone LAO 16.21

**Heat 3: (0.5)** 1, Merritt 13.32; 2, Martinot-Lagarde 13.33; 3, Baji 13.36; 4, Sedoc 13.50; 5, Erik Balnuweit GER 13.68; 6, Orlando Ortega CUB 13.69; 7, Othman Hadj Lazib ALG 14.51

**Heat 4: (-0.6)** 1, Oliver 13.05; 2, Shubenkov 13.16; 3, Riley 13.27; 4, Noga 13.44; 5, Konstadinos Douvalidis GRE 13.55; 6, Ignacio Morales CUB 13.59; 7, Greggmar Swift BAR 13.79; 8, Rayzamsah Wan Sofian MAS 14.45; 9, Jumrut Rittidet THA 14.71

#### Semi-finals (First 3 & 2 fastest to final) (Aug 12)

**Heat 1: (-0.6)** 1, Richardson 13.34; 2, Martinot-Lagarde 13.39; 3, Merritt 13.44; 4, Mikel Thomas TTO 13.46; 5, Balázs Baji HUN 13.49; 6, Ryan Brathwaite BAR 13.64; Hansle Parchment JAM DNF; Konstantin Shabanov RUS DNF

**Heat 2: (-0.6)** 1, Shubenkov 13.17; 2, Oliver 13.18; 3, Wilson 13.20; 4, Riley 13.30; 5, Sharman 13.34; 6, Artur Noga POL 13.35; 7, Wayne Davis II TTO 13.47; 8, Gregory Sedoc NED 13.54

## Beijing 2015

### Final (Aug 28) (0.2)

|    |                         |     |       |       |
|----|-------------------------|-----|-------|-------|
| 1, | Sergey Shubenkov        | RUS | 12.98 | 0.139 |
| 2, | Hansle Parchment        | JAM | 13.03 | 0.143 |
| 3, | Aries Merritt           | USA | 13.04 | 0.141 |
| 4, | Pascal Martinot-Lagarde | FRA | 13.17 | 0.150 |
| 5, | Dimitri Bascou          | FRA | 13.17 | 0.137 |
| 6, | Omar McLeod             | JAM | 13.18 | 0.135 |
| 7, | David Oliver            | USA | 13.33 | 0.157 |
| 8, | Garfield Darien         | FRA | 13.34 | 0.178 |

McLeod led initially in the final, then Shubenkov went from third to first in between hurdles four and five to win with his fastest-ever time. Parchment ran a superb second half, moving from sixth to second, just ahead of Merritt. The American won even more plaudits when it was revealed that he had been suffering with a diseased kidney. Four days later he underwent an organ transplant, the donor being his sister LaToya Hubbard. Cuba's Orlando Ortega was 2015's fastest man prior to Beijing with 12.94, but could not compete as he was in the process of gaining Spanish citizenship.

#### First round (First 4 & 4 fastest to semi-finals) (Aug 26)

**Heat 1: (-1.3)** 1, Brathwaite 13.28; 2, McLeod 13.43; 3, Xie 13.44; 4, Contreras 13.48; 5, Éder Antônio Souza BRA 13.96; 6, Jumrut Rittidet THA 14.00; 7, Wellington Zaza LBR 14.56; Mikel Thomas TTO DQ (r162.7b); Alexander John GER DQ (r162.7)

**Heat 2: (0.2)** 1, Martinot-Lagarde 13.35; 2, Riley 13.43; 3, Traber 13.44; 4, Noga 13.49; 5, Ronald Forbes CAY 13.78; 6, Jonathan Mendes BRA 13.86; Petr Svoboda CZE DQ (r162.7); Ronnie Ash USA DQ (r162.7)

**Heat 3: (-1.0)** 1, Oliver 13.15; 2, Darien 13.43; 3, Baji 13.45; 4, Cabral 13.55; 5, de Oliveira 13.57; 6, Douvalidis 13.58; 7, Yordan O'Farrill CUB 13.64; 8, Bano Traore MLI 13.91; 9, Xaysa Anousone LAO 14.74

**Heat 4: (-0.7)** 1, Parchment 13.33; 2, Bühler 13.35; 3, Harris 13.41; 4, Swift 13.41; 5, Portilla 13.43; 6, Nicholas Hough AUS 13.69; 7, Ben Reynolds IRL 13.72; 8, Milan Ristić SRB 13.89

**Heat 5: (-1.2)** 1, Merritt 13.25; 2, Bascou 13.29; 3, Shubenkov 13.31; 4, Kaba 13.46; 5, Clarke 13.61; 6, Antonio Alkana RSA 13.63; 7, Eddie Lovett ISV 13.65; Zhang Honglin CHN DNF

#### Semi-finals (First 2 & 2 fastest to final) (Aug 27)

**Heat 1: (0.0)** 1, Shubenkov 13.09; 2, Parchment 13.16; 3, Darien 13.25; 4, Aleec Harris USA 13.29; 5, Shane Brathwaite BAR 13.31; 6, João Vitor de Oliveira BRA 13.45; 7, Sekou Kaba CAN 13.58; 8, Petr Svoboda CZE 13.67; Yohany Portilla CUB DNF; Svoboda reinstated on appeal

**Heat 2: (-0.2)** 1, Merritt 13.08; 2, McLeod 13.14; 3, Martinot-Lagarde 13.17; 4, Johnathan Cabral CAN 13.37; 5, Gregor Traber GER 13.37; 6, Xie Wenjun CHN 13.39; 7, Greggmar Swift BAR 13.44; 8, Konstadinos Douvalidis GRE 13.79

**Heat 3: (-0.1)** 1, Bascou 13.16; 2, Oliver 13.17; 3, Matthias Bühler GER 13.34; 4, Artur Noga POL 13.37; 5, Andrew Riley JAM 13.43; 6, Balázs Baji HUN 13.51; 7, Lawrence Clarke GBR 13.53; 8, Yidiel Contreras ESP 13.57

### 110 METRES HURDLES

#### Multiple Medallists:

|   |                   |     |                              |
|---|-------------------|-----|------------------------------|
| 5 | Allen Johnson     | USA | 95-1, 97-1, 01-1, 03-1, 05-3 |
| 4 | Colin Jackson     | GBR | 87-3, 93-1, 97-2, 99-1       |
|   | Liu Xiang         | CHN | 03-3, 05-2, 07-1, 11-2       |
| 3 | Greg Foster       | USA | 83-1, 87-1, 91-1             |
|   | Tony Jarrett      | GBR | 91-3, 93-2, 95-2             |
|   | Terrence Trammell | USA | 03-2, 07-2, 09-2             |
| 2 | Jack Pierce       | USA | 91-2, 93-3                   |
|   | Anier Garcia      | CUB | 99-2, 01-2                   |
|   | David Payne       | USA | 07-3, 09-3                   |
|   | Sergey Shubenkov  | RUS | 13-3, 15-1                   |

#### Most Finals:

5 Johnson

#### Most Appearances:

7 Florian Schwarhoff FRG/GER 87-8s1, 91-7, 93-5, 95-dnf/s2, 97-4, 99-7, 01-dnf/s1

#### National Placings:

|               | 1         | 2         | 3         | 4         | 5            | 6         | 7         | 8         | Points     |
|---------------|-----------|-----------|-----------|-----------|--------------|-----------|-----------|-----------|------------|
| USA           | 9         | 5         | 8         | 7         | 1+1=         | 3         | 3         | 2         | 214.5      |
| GBR           | 2         | 4         | 3         | 1         | 1+1=         | -         | -         | -         | 74.5       |
| CHN           | 1         | 2         | 1         | -         | 1            | 1         | -         | 2         | 37         |
| CUB           | -         | 2         | -         | 3         | -            | 1         | 2         | 1         | 37         |
| FRA           | 1         | -         | -         | 1         | 3            | 1         | 1         | 1         | 31         |
| GER           | -         | -         | -         | 1         | 3            | -         | 3         | -         | 23         |
| JAM           | -         | 1         | -         | -         | 1            | 1         | 2         | 2         | 20         |
| RUS           | 1         | -         | 1         | -         | -            | 1         | -         | -         | 17         |
| CAN           | -         | -         | -         | 2         | -            | -         | 1         | -         | 12         |
| BAR           | 1         | -         | -         | -         | -            | -         | -         | -         | 8          |
| FIN           | -         | 1         | -         | -         | -            | -         | -         | -         | 7          |
| URS           | -         | -         | -         | -         | 1            | 1         | -         | -         | 7          |
| HAI           | -         | -         | 1         | -         | -            | -         | -         | -         | 6          |
| SVK           | -         | -         | 1         | -         | -            | -         | -         | -         | 6          |
| BRA           | -         | -         | -         | -         | 1            | -         | -         | 1         | 5          |
| ESP           | -         | -         | -         | -         | -            | 1         | 1         | -         | 5          |
| AUS           | -         | -         | -         | -         | 1            | -         | -         | -         | 4          |
| SWE           | -         | -         | -         | -         | 1            | -         | -         | -         | 4          |
| CZE           | -         | -         | -         | -         | -            | 1         | -         | -         | 3          |
| HUN           | -         | -         | -         | -         | -            | 1         | -         | -         | 3          |
| LAT           | -         | -         | -         | -         | -            | 1         | -         | -         | 3          |
| UKR           | -         | -         | -         | -         | -            | 1         | -         | -         | 3          |
| BUL           | -         | -         | -         | -         | -            | -         | 1         | -         | 2          |
| BEL           | -         | -         | -         | -         | -            | -         | -         | 1         | 1          |
| RSA           | -         | -         | -         | -         | -            | -         | -         | 1         | 1          |
| <b>Totals</b> | <b>15</b> | <b>15</b> | <b>15</b> | <b>15</b> | <b>14+2=</b> | <b>14</b> | <b>14</b> | <b>11</b> | <b>534</b> |

## 400 Metres Hurdles

## Helsinki 1983

### Final (Aug 9)

|    |                       |     |       |
|----|-----------------------|-----|-------|
| 1, | [2] Edwin Moses       | USA | 47.50 |
| 2, | [7] Harald Schmid     | FRG | 48.61 |
| 3, | [1] Aleksandr Kharlov | URS | 49.03 |
| 4, | [8] Sven Nylander     | SWE | 49.06 |
| 5, | [6] Andre Phillips    | USA | 49.24 |
| 6, | [4] David Lee         | USA | 49.32 |
| 7, | [3] Amadou Dia Bâ     | SEN | 49.61 |
| 8, | [5] Ryszard Szparak   | POL | 49.78 |

One of the greatest track athletes in history, Edwin Moses, reached his peak in 1983. He was the most commanding of champions in Helsinki, winning by 10m from European Champion Schmid, who six years earlier had been the last man to beat the American. It was the 81st consecutive win in a final by Moses, who became the first Olympic gold medallist to win a world title.

The American (lane 2) ran a controlled first half before pulling clear around the second bend. Phillips looked set for a medal, but took the eighth hurdle badly and slipped out of contention. The winner ran the second half of the race with his left shoelace undone.

## Tokyo 1991

## First round (First 2 &amp; 6 fastest to semi-finals) (Aug 7)

**Heat 1:** 1, Phillips 50.44; 2, Tommelein 50.99; 3, Gary Oakes GBR 51.23; 4, Ian Newhouse CAN 51.45; 5, Meshak Munyoro KEN 53.25; 6, Paiwa Bogela PNG 54.68; Aleksandr Yatssevich URS DNF

**Heat 2:** 1, Kharlov 50.12; 2, Nylander 50.23; 3, Alonso 50.53; 4, Vladislav Pecen TCH 50.86; 5, István Takács HUN 50.97; 6, Peter Rwamuhanda UGA 50.99

**Heat 3:** 1, Lee 50.15; 2, Tomov 50.39; 3, Smith 50.64; 4, Thomas Futterknecht AUT 50.68; 5, António Ferreira BRA 50.76; 6, Stephen Sole GBR 51.80; 7, Ahmed Ghamen EGY 52.32

**Heat 4:** 1, Moses 49.54; 2, Ogidi 50.44; 3, Dia Bâ 50.59; 4, Demirev 50.62; 5, Greg Rolle BAH 50.92; 6, Rok Kopitar YUG 52.34; Carlos Azulay ESP DQ

**Heat 5:** 1, Schmid 49.99; 2, Szparak 50.09; 3, Meier 50.09; 4, Hamada 50.53; 5, Petter Hesselberg NOR 51.67; 6, Yorgos Vamvakas GRE 51.92; 7, David Charlton BAH 52.02

## Semi-finals (First 4 to final) (Aug 8)

**Heat 1:** 1, Moses 48.11; 2, Phillips 48.99; 3, Dia Bâ 49.18; 4, Kharlov 49.75; 5, Ahmed Hamada BRN 50.04; 6, Franz Meier SUI 50.31; 7, Rik Tommelein BEL 50.54; Toma Tomov BUL DNF

**Heat 2:** 1, Schmid 48.57; 2, Lee 48.63; 3, Szparak 49.17; 4, Nylander 49.18; 5, Daniel Ogidi NGR 49.51; 6, José Alonso ESP 49.91; 7, Karl Smith JAM 49.99; 8, Krasimir Demirev BUL 50.91

## Rome 1987

## Final (Sep 1)

|        |               |     |       |
|--------|---------------|-----|-------|
| 1, [3] | Edwin Moses   | USA | 47.46 |
| 2, [4] | Danny Harris  | USA | 47.48 |
| 3, [5] | Harald Schmid | FRG | 47.48 |
| 4, [6] | Sven Nylander | SWE | 48.37 |
| 5, [1] | Amadou Dia Bâ | SEN | 48.37 |
| 6, [2] | Henry Amike   | NGR | 48.63 |
| 7, [7] | Kriss Akabusi | GBR | 48.74 |
| 8, [8] | José Alonso   | ESP | 49.46 |

While Helsinki provided Moses with an opportunity to exhibit his crushing domination, Rome saw the American retain his title by a thrillingly narrow margin. Moses's win streak had been brought to an end by fellow American Harris the previous June. Schmid, meanwhile, had been in the form of his life, with two sub-48 clockings earlier in the summer.

Drawn inside his two great rivals in the final, Moses went off quickly and held a 2m lead from Schmid on the final bend. The American, 32 the day before, surged further ahead in the finishing straight. Harris drew level with Schmid and the two gained on Moses down the homestraight. It was clear that the American would not enjoy his usual margin of victory, but it was not until after the tenth hurdle that Schmid and Harris sensed they too had a chance to win. Moses faded while the chasing pair suddenly gained.

The three crossed the finish line together. At first sight, Moses looked the winner, but the television replay, which revealed the desperate dips of all three men, caused second thoughts. Finally the announcer confirmed the result, in which the first five placings were the same as in Los Angeles three years earlier.

## First round (First 2 &amp; 4 fastest to semi-finals) (Aug 30)

**Heat 1:** 1, Moses 49.03; 2, Amike 49.56; 3, Yoshida 49.87; 4, Simon Kitur KEN 50.30; 5, Martin Gillingham GBR 50.64; 6, Michel Zimmermann BEL 50.70; 7, Pedro Chiamulera BRA 50.71; Victor Lima STP DNS

**Heat 2:** 1, Harris 48.74; 2, Robertson 49.73; 3, Ochako 49.86; 4, Gilles Vimbert FRA 50.34; 5, Thomas Futterknecht AUT 50.44; 6, Pablo Squella CHI 50.73; 7, Edgar Ilt FRG 51.18; Prince Dowai SLE DNS

**Heat 3:** 1, Schmid 49.28; 2, Akabusi 49.36; 3, Vasilyev 49.99; 4, Joseph Maritim KEN 50.04; 5, Angelo Locci ITA 51.15; 6, Shigenori Ohmori JPN 51.20; 7, Rok Kopitar YUG 51.53; 8, Ilian Goldwasser ISR 52.54

**Heat 4:** 1, Nylander 49.95; 2, Dia Bâ 50.02; 3, Uwe Schmitt FRG 50.54; 4, Rik Tommelein BEL 50.63; 5, Jasem Al Dowaila KUW 50.97; 6, Krasimir Demirev BUL 51.07; 7, Jozef Kucej TCH 51.13; 8, Wilfredo Ferrer VEN 53.03

**Heat 5:** 1, Tomov 49.27; 2, Graham 49.34; 3, Alonso 49.42; 4, Randy Cox TTO 50.14; 5, Philippe Gonigam FRA 50.38; 6, Daniel Ogidi NGR 50.51; 7, Klaus Ehrle AUT 50.91; 8, Ahmed Ghamen EGY 51.35

**Heat 6:** 1, Nyberg 50.06; 2, Patrick 50.10; 3, John Graham CAN 50.23; 4, Greg Rolle BAH 50.63; 5, Stanislav Navesnak TCH 50.65; 6, Athanassis Kaloyiannis GRE 51.94; 7, Ken Gordon AUS 52.22

## Semi-finals (First 4 to final) (Aug 31)

**Heat 1:** 1, Schmid 48.23; 2, Harris 48.24; 3, Nylander 48.46; 4, Amike 48.50; 5, David Patrick USA 48.56; 6, Winthrop Graham JAM 48.64; 7, Shem Ochako KEN 49.87; 8, Max Robertson GBR 49.90

**Heat 2:** 1, Moses 48.38; 2, Dia Bâ 48.53; 3, Akabusi 48.64; 4, Alonso 49.00; 5, Thomas Nyberg SWE 49.03; 6, Toma Tomov BUL 49.11; 7, Ryoichi Yoshida JPN 49.39; Aleksandr Vasilyev URS DNF

## Final (Aug 27)

|        |                   |     |       |
|--------|-------------------|-----|-------|
| 1, [6] | Samuel Matete     | ZAM | 47.64 |
| 2, [5] | Winthrop Graham   | JAM | 47.74 |
| 3, [4] | Kriss Akabusi     | GBR | 47.86 |
| 4, [7] | Kevin Young       | USA | 48.01 |
| 5, [3] | Danny Harris      | USA | 48.46 |
| 6, [1] | Derrick Adkins    | USA | 49.28 |
| 7, [2] | Erick Keter       | KEN | 49.99 |
| 8, [8] | Niklas Wallenlind | SWE | 50.28 |

The United States' domination of this event was cracked by the rapid progress of Zambia's Samuel Matete, who just before the Tokyo World Championships had clocked the second-fastest time in history, 47.10. He was expected to contest the gold medal with Rome silver medallist Harris, but the preliminaries showed that Akabusi and Graham would also be strong factors.

In the final, Matete surprised everyone with an uncharacteristically fast start. He led down the back straight from Graham, Young and Harris. Into the finishing straight, Graham caught Matete. The two were two metres up from the American pair, who had been joined by Akabusi. Harris made a mistake at the ninth and fell back. Meanwhile, Matete got away from Graham to win by a metre. Akabusi outsprinted Young for the bronze.

The winner said that he had risked selection for Tokyo by missing the Zambian trials. He made it up with the authorities and carried the Zambian flag at the opening ceremony.

## First round (First 2 and 6 fastest to semi-finals) (Aug 25)

**Heat 1:** 1, Harris 48.32; 2, Keter 48.62; 3, Mori 48.92; 4, Amadou Dia Bâ SEN 49.77; 5, Olaf Hense GER 50.44; 6, Pedro Rodrigues POR 50.50; 7, Marc Dollendorf BEL 51.45

**Heat 2:** 1, Akabusi 48.79; 2, Budko 49.26; 3, de Araujo 49.60; 4, Wallenlind 49.77; 5, Kazuhiko Yamazaki JPN 49.97; 6, Michael Grün GER 50.30; 7, Ghulam Abbas PAK 52.83

**Heat 3:** 1, Young 49.08; 2, Yego 49.59; 3, Chiamulera 49.67; 4, Yoshihiko Saito JPN 49.89; 5, Alain Cuyppers BEL 50.21; 6, Antonio Smith VEN 50.59; 7, Carsten Köhrbrück GER 50.88

**Heat 4:** 1, Graham 49.13; 2, Nylander 49.61; 3, Krasimir Demirev BUL 49.77; 4, Jozef Kucej TCH 49.93; 5, Paolo Bellino ITA 50.74; 6, Ahmed Ghamen EGY 50.98; 7, Sylvain Moreau FRA 51.26; 8, Zed Abo Hamed SYR 51.57

**Heat 5:** 1, Matete 49.13; 2, Adkins 49.40; 3, Karube 49.57; 4, Cordero 49.60; 5, Mark Jackson CAN 50.13; 6, Leigh Miller AUS 51.76; Gideon Biwott KEN DQ

## Semi-finals (First 4 to final) (Aug 26)

**Heat 1:** 1, Harris 48.21; 2, Graham 48.31; 3, Adkins 49.37; 4, Wallenlind 49.81; 5, Eronilde de Araujo BRA 49.91; 6, Shunji Karube JPN 49.94; 7, Gideon Yego KEN 50.07; 8, Fabrizio Mori ITA 50.70

**Heat 2:** 1, Akabusi 47.91; 2, Matete 48.30; 3, Young 48.39; 4, Keter 48.47; 5, Vladimir Budko URS 49.53; 6, Sven Nylander SWE 49.59; 7, Domingo Cordero PUR 49.86; 8, Pedro Chiamulera BRA 50.02

## Stuttgart 1993

## Final (Aug 19)

|        |                  |     |       |
|--------|------------------|-----|-------|
| 1, [6] | Kevin Young      | USA | 47.18 |
| 2, [3] | Samuel Matete    | ZAM | 47.60 |
| 3, [5] | Winthrop Graham  | JAM | 47.62 |
| 4, [7] | Stéphane Diagana | FRA | 47.64 |
| 5, [4] | Erick Keter      | KEN | 48.40 |
| 6, [2] | Oleg Tverdokhle  | UKR | 48.71 |
| 7, [8] | Derrick Adkins   | USA | 49.07 |
| 8, [1] | Barnabas Kinyor  | KEN | 49.23 |

The reputation of world record holder Young had been dented when he was beaten by both Matete and Graham before the championships. These three each won their respective semi-finals, but in the final it was a Frenchman, Diagana, who went off fastest. Aware that Graham and Matete possessed quick finishes, Young made a big effort between hurdles seven and eight. He came into the straight with a lead he held to the finish. For much of the finishing straight, Diagana was in second place before being caught by Graham and Matete. He wound up fourth in the fastest non-medal time ever.

"I shut them down with my left, I shut them down with my right. I'm the big daddy in the house," said the charismatic winner. "Seriously, this was a fun race for me."

#### First round (First 3 & 3 fastest to semi-finals) (Aug 16)

**Heat 1:** 1, Matete 48.49; 2, Cordero 49.55; 3, Saito 49.69; 4, Vorster 49.82; 5, Jean-Paul Bruwier BEL 50.05; 6, Jozef Kucej SVK 50.18; 7, Costas Pochanis CYP 50.77

**Heat 2:** 1, Keter 49.39; 2, Hense 49.64; 3, Katsuki 49.72; 4, Kocuvan 49.73; 5, Juan Vallín MEX 50.90; 6, Mark Thompson JAM 51.04; 7, Alex Foster GRC 53.13

**Heat 3:** 1, Diagana 48.90; 2, Cadogan 49.25; 3, Robinson 49.49; 4, Pedro Rodrigues POR 50.07; 5, Eronilde de Araujo BRA 50.81; 6, Mark Jackson CAN 51.15; Jean-Claude Yekpe BEN DNS

**Heat 4:** 1, Adkins 49.18; 2, Biwott 49.27; 3, Frinolli 49.42; 4, Dusan Kovács HUN 49.96; 5, Aleksey Bazarov ISR 50.08; 6, Vadim Zadoynov MDA 50.24; 7, Francisco Flores HON 53.79

**Heat 5:** 1, Pérez 49.74; 2, Tverdokhle 50.06; 3, Mori 50.10; 4, David Patrick USA 50.32; 5, Fadhel Khayatti TUN 50.60; 6, Marek Helinurm EST 50.73; 7, Livingstone Roach SKN 53.38

**Heat 6:** 1, Young 49.15; 2, Kinyor 49.39; 3, Karube 49.80; 4, Hamadou Mbaye SEN 50.05; 5, Abdelhak Lahlali MAR 51.19; 6, Igor Kurochkin BLR 51.45; 7, Oscar Pitillas ESP 52.15

**Heat 7:** 1, Graham 49.30; 2, Wallenlind SWE 49.68; 3, Nylander SWE 49.70; 4, Dollendorf BEL 49.90; 5, Zeid Abou Hamed SYR 49.96; 6, Vesa-Pekka Pihlavisto FIN 51.05; 7, Chanond Kenchan THA 51.37

#### Semi-finals (First 2 & 2 fastest to final) (Aug 17)

**Heat 1:** 1, Graham 48.09; 2, Adkins 48.51; 3, Tverdokhle 48.62; 4, Kinyor 49.06; 5, Sven Nylander SWE 49.21; 6, Dries Vorster RSA 49.52; 7, Gary Cadogan GBR 49.59; 8, Hidekazu Katsuki JPN 49.72

**Heat 2:** 1, Matete 48.18; 2, Keter 48.24; 3, Fabrizio Mori ITA 49.23; 4, José Pérez CUB 49.34; 5, Yoshihiko Saito JPN 49.43; 6, Marc Dollendorf BEL 49.93; 7, Olaf Hense GER 50.05; 8, Niklas Wallenlind SWE 50.40

**Heat 3:** 1, Young 47.99; 2, Diagana 48.50; 3, Giorgio Frinolli ITA 49.22; 4, Shunji Karube JPN 49.31; 5, Rohan Robinson AUS 49.36; 6, Gideon Biwott KEN 49.42; 7, Domingo Cordero PUR 49.62; 8, Miro Kocuvan SLO 49.71

## Gothenburg 1995

### Final (Aug 10)

|        |                    |     |       |
|--------|--------------------|-----|-------|
| 1, [4] | Derrick Adkins     | USA | 47.98 |
| 2, [3] | Samuel Matete      | ZAM | 48.03 |
| 3, [6] | Stéphane Diagana   | FRA | 48.14 |
| 4, [7] | Ruslan Mashchenko  | RUS | 48.83 |
| 5, [5] | Sven Nylander      | SWE | 48.84 |
| 6, [2] | Ken Harnden        | ZIM | 48.89 |
| 7, [8] | Kazuhiko Yamazaki  | JPN | 49.22 |
| 8, [1] | Eronilde de Araújo | BRA | 49.86 |

It wasn't quite as exciting as the epic 1987 final, but once again three men raced almost level down the finishing straight in the final. Adkins (lane 4), contesting his third world final, started quickest and withstood challenges from former champion Matete (3) and European record holder Diagana (6). Despite labouring over the final hurdle and dipping early, he held on to win by 0.05.

"I may have gone out a little too fast because I was running out of energy at the end of the race," admitted Adkins, "I was very worried."

The race provided one of the highlights for the home crowd – Nylander's fifth place in his third world final.

#### First round (First 2 & 2 fastest to semi-finals) (Aug 7)

**Heat 1:** 1, Mori 49.37; 2, Harnden 49.65; 3, Niklas Wallenlind SWE 49.91; 4, Stephan Striezel GER 51.65; 5, Juan Vallín MEX 51.96; 6, Ibou Faye SEN 52.20; Salvador Vila ESP DQ (r163.7); Oleg Tverdokhle UKR DNF

**Heat 2:** 1, Diagana 49.16; 2, Terry 49.43; 3, Carlos Silva POR 49.53; 4, Patrick Ottotz ITA 49.65; 5, Iñigo Monreal ESP 50.30; 6, Barnabas Kinyor KEN 50.91; Chanont Keanchan THA DQ (r168.7)

**Heat 3:** 1, Graham 49.15; 2, Keter 49.27; 3, Kovács 49.30; 4, Rohan Robinson AUS 49.63; 5, Yoshihiko Saito JPN 49.91; 6, Hadi Al-Somaily KSA 50.54; 7, Jean-Paul Bruwier BEL 50.96; Gary Jennings GBR DQ (r163.3)

**Heat 4:** 1, Ottotz 48.90; 2, Nylander 49.10; 3, Miro Kocuvan SLO 49.45; 4, Jozef Kucej SVK 50.00; 5, Michael Kaul GER 50.23; 6, Vadim Zadoynov MDA 50.24; 7, Domingo Cordero PUR 50.42; 8, Judex Lefou MRI 51.46

**Heat 5:** 1, de Araújo 48.84; 2, Karube 49.07; 3, Gennadiy Gorbenko UKR 49.44; 4, Ryan Hayden USA 49.77; 5, Simon Hollingsworth AUS 50.66; 6, Hamadou Mbaye SEN 52.13; 7, Eric Krings GUA 53.78; Petteri Pulkkinen FIN DQ (r168.7)

**Heat 6:** 1, Yamazaki 48.37; 2, Matete 48.45; 3, Mashchenko 48.47; 4, Niklas Eriksson SWE 49.33; 5, Paweł Januszewski POL 49.43; 6, Oscar Pitillas ESP 51.28; 7, Muhammed Amin PAK 52.22; 8, Ilir Khanari ALB 52.61

**Heat 7:** 1, Adkins 48.86; 2, Pérez 50.32; 3, Marc Dollendorf BEL 50.47; 4, Jimmy Coco FRA 50.80; 5, Olaf Hense GER 52.35; Gideon Biwott KEN DQ (r163.3); Gary Cadogan GBR DQ (r168.7)

#### Semi-finals (First 4 to final) (Aug 8)

**Heat 1:** 1, Adkins 48.25; 2, Diagana 48.37; 3, Mashchenko 48.75; 4, de Araújo 48.85; 5, Erick Keter KEN 49.53; 6, José Pérez CUB 50.20; Fabrizio Mori ITA & Shunji Karube JPN DQ (r168.7)

**Heat 2:** 1, Matete 48.50; 2, Nylander 48.53; 3, Yamazaki 48.64; 4, Harnden 48.73; 5, Laurent Ottotz ITA 48.94; 6, Octavius Terry USA 49.49; 7, Dusan Kovács HUN 49.57; Winthrop Graham JAM DQ (r168.7)

## Athens 1997

### Final (Aug 4)

|        |                   |     |       |
|--------|-------------------|-----|-------|
| 1, [6] | Stéphane Diagana  | FRA | 47.70 |
| 2, [1] | Llewellyn Herbert | RSA | 47.86 |
| 3, [3] | Bryan Bronson     | USA | 47.88 |
| 4, [4] | Fabrizio Mori     | ITA | 48.05 |
| 5, [8] | Samuel Matete     | ZAM | 48.11 |
| 6, [5] | Ruslan Mashchenko | RUS | 48.62 |
| 7, [7] | Dinsdale Morgan   | JAM | 49.06 |
| 8, [2] | Jiří Mužík        | CZE | 49.51 |

The advantage of having a World Championships only a year after the Olympics is that athletes who failed for whatever reason to make their mark in the Games have a quick opportunity to make amends. Diagana was such an athlete. The European record holder, who had to miss Atlanta with a stress fracture in his right foot, had the knack of peaking just right for major championships and here he timed it perfectly. His season's best before Athens was 48.44 but when it really mattered he won his semi-final in 48.14 and the final in 47.70 ahead of two men who had beaten him the previous month, Herbert and Bronson. Herbert, only 20, set a South African record of 47.86 from lane one to pip the American favourite. Among other national record breakers were Mori of Italy and a newcomer to the event, Mužík of the Czech Republic. Defending champion and Olympic gold medallist Adkins failed to reach the final.

#### First round (First 3 & 3 fastest to semi-finals) (Aug 2)

**Heat 1:** 1, Herbert 49.23; 2, Al-Nubi 49.39; 3, Weakley 49.52; 4, Marc Dollendorf BEL 49.66; 5, Tom McGuirk IRL 49.93; 6, Niklas Eriksson SWE 50.25; 7, Siniša Pesa YUG 50.65

**Heat 2:** 1, Mori 48.93; 2, Soucek 49.08; 3, Saito 49.52; 4, Jean-Paul Bruwier BEL 49.56; 5, Gary Jennings GBR 49.84; 6, Vladislav Shiryayev RUS 49.95; 7, Hubert Rakotombelontsoa MAD 52.29

**Heat 3:** 1, Matete 48.43; 2, Mužík 48.56; 3, Morgan 49.34; 4, S'adad 49.50; 5, Chris Rawlinson GBR 49.72; 6, Nabil Selmi ALG 50.45; 7, Abdulla Sabt UAE 51.51

**Heat 4:** 1, Karube 48.63; 2, Woody 48.89; 3, Archer 49.11; 4, Hamed 49.21; 5, Januszewski 49.29; 6, Willi Smith NAM 51.12; 7, Domingo Cordero PUR 52.26

**Heat 5:** 1, Mashchenko 48.93; 2, Adkins 49.23; 3, Zadoynov 49.49; 4, Laurent Ottotz ITA 49.69; 5, Egils Tebelis LAT 50.42; Miro Kocuvan SLO DNF; Pascal Maran FRA DQ (r40.1) (50.82)

**Heat 6:** 1, Diagana 49.34; 2, Harnden 49.42; 3, Yamazaki 49.47; 4, Octavius Terry USA 49.84; 5, Kenneth Enyiazu NGR 50.12; 6, Cleverson da Silva BRA 50.63; 7, Hefeny Ibrahim EGY 50.70; Ilir Khani ALB DNF

**Heat 7:** 1, Bronson 48.84; 2, Kovács 48.99; 3, Saber 49.11; 4, Jimmy Coco FRA 49.64; 5, Carlos Zbinden CHI 50.42; 6, Rohan Robinson AUS 51.67; 7, Lambros Zervakos GRE 52.94

#### Semi-finals (First 2 & 2 fastest to final) (Aug 3)

**Heat 1:** 1, Diagana 48.14; 2, Herbert 48.31; 3, Matete 48.44; 4, Mubarak Al-Nubi QAT 48.84; 5, Joey Woody USA 49.14; 6, Ian Weakley JAM 49.98; 7, Mustapha S'adad MAR 50.78; Kazuhiko Yamazaki JPN DNF

**Heat 2:** 1, Mashchenko 48.54; 2, Morgan 48.56; 3, Shunji Karube JPN 48.81; 4, Paweł Januszewski POL 48.94; 5, Derrick Adkins USA 48.95; 6, Lukás Soucek CZE 49.09; 7, Zid Abou Hamed AUS 49.12; 8, Ashraf Saber ITA 49.36

**Heat 3:** 1, Bronson 47.83; 2, Mori 48.17; 3, Mužík 48.27; 4, Dusan Kovács HUN 48.45; 5, Ken Harnden ZIM 48.82; 6, Yoshihiko Saito JPN 49.60; 7, Vadim Zadoynov MDA 50.07; 8, Kareem Archer JAM 50.76

## Seville 1999

### Final (Aug 27)

|        |                    |     |       |
|--------|--------------------|-----|-------|
| 1, [3] | Fabrizio Mori      | ITA | 47.72 |
| 2, [4] | Stéphane Diagana   | FRA | 48.12 |
| 3, [7] | Marcel Schelbert   | SUI | 48.13 |
| 4, [8] | Eronilde de Araújo | BRA | 48.13 |
| 5, [5] | Paweł Januszewski  | POL | 48.19 |
| 6, [6] | Joey Woody         | USA | 48.77 |
| 7, [2] | Dinsdale Morgan    | JAM | 48.92 |
| 8, [1] | Torrance Zellner   | USA | 49.06 |



What with injury preventing the fastest (Llewellyn Herbert) and third quickest (Chris Rawlinson) performers of the year from competing, and the favourite Taylor – who would make handsome amends in the Olympics – being eliminated from his heat when mistakenly believing the first three qualified when it was actually first two, the final was wide open.

Diagana, improving in each race following early season injury, put up a stout defence of his title and led for much of the race. But Mori, who had been disqualified for running inside his lane in his semi and then reinstated, employed his usual fast finish (after a faster than usual start) to better effect than ever before to race through to victory in the Italian record time of 47.72. A protest about him running out of lane in this race was not upheld. Despite hitting the last hurdle Diagana salvaged second just 1/100th ahead of Swiss revelation Schelbert, whose very fast finish brought him a national record and bronze medal in an exceptionally close battle for 2-3-4-5.

#### First round (First 2 & 2 fastest to semi-finals) (Aug 24)

**Heat 1:** 1, Yamazaki 49.08; 2, Bédi 49.38; 3, Periklis Iakovákis GRE 49.53; 4, Ken Harnden ZIM 49.72; 5, Cleverson da Silva BRA 49.98; 6, Vadim Zadovnov MDA 50.14; 7, Zaher Al-Najem SYR 50.35; Chen Tien-Wen TPE DQ (r163.3)

**Heat 2:** 1, Matete 48.90; 2, Silva 49.02; 3, Miro Kocuvan SLO 49.63; 4, Felix Sánchez DOM 49.67; 5, Tan Chunhua CHN 50.10; 6, Alexandre Marchand CAN 50.30; 7, Ashok Jayasundara SRI 51.70

**Heat 3:** 1, Mori 49.07; 2, Januszewski 49.21; 3, Mužík 49.40; 4, Pedro Rodrigues POR 49.97; 5, Siniša Peša YUG 50.40; 6, Curt Young PAN 51.48

**Heat 4:** 1, Morgan 48.99; 2, Heusse 49.82; 3, Hadi Al-Somaily KSA 49.88; 4, Darko Juričić CRO 49.96; 5, Jeff Ellis CAN 50.77; 6, Zid Abou Hamed AUS 50.85

**Heat 5:** 1, Diagana 48.55; 2, de Araújo 48.81; 3, Zellner 48.97; 4, Hideaki Kawamura JPN 49.66; 5, Raymond Monte CAN 50.75; 6, Ivan Wakit PNG 52.55; Costas Pochanis CYP DNF

**Heat 6:** 1, Schelbert 48.66; 2, Woody 49.18; 3, Ibou Faye SEN 49.48; 4, Shunji Karube JPN 49.52; 5, Mustapha Sdad MAR 49.64; 6, Anthony Borsumato GBR 50.05

**Heat 7:** 1, Thompson 49.17; 2, Goller 49.52; 3, Angelo Taylor USA 49.58; 4, Paul Gray GBR 50.15; 5, Vladislav Shirayev RUS 50.34; 6, Victor Houston BAR 50.57; 7, Asha Ram Chaudhary NEP 53.87

#### Semi-finals (First 3 & 2 fastest to final) (Aug 25)

**Heat 1:** 1, Woody 48.55; 2, Januszewski 48.63; 3, Schelbert 48.80; 4, Kemel Thompson JAM 48.95; 5, Jiří Mužík CZE 49.17; 6, Samuel Matete ZAM 49.28; 7, Kazuhiko Yamazaki JPN 49.46; 8, Jean Laurent Heusse FRA 50.17

**Heat 2:** 1, Diagana 48.18; 2, Mori 48.29; 3, de Araújo 48.41; 4, Zellner 48.53; 5, Morgan 48.71; 6, Tibor Bédi HUN 49.00; 7, Carlos Silva POR 49.45; 8, Thomas Goller GER 49.89

## Edmonton 2001

### Final (Aug 10)

|                          |     |                     |
|--------------------------|-----|---------------------|
| 1, [5] Felix Sánchez     | DOM | 47.49               |
| 2, [4] Fabrizio Mori     | ITA | 47.54               |
| 3, [3] Dai Tamesue       | JPN | 47.89               |
| 4, [1] Hadi Al-Somaily   | KSA | 47.99               |
| 5, [6] Chris Rawlinson   | GBR | 48.54               |
| 6, [7] Paweł Januszewski | POL | 48.57               |
| 7, [8] Jiří Mužík        | CZE | 49.07               |
| [2] Boris Gorban         | RUS | DQ (r168.7) (48.27) |

Angelo Taylor's World Championship jinx struck again. The reigning Olympic Champion almost fell over the final hurdle in his semi and was eliminated, and for the first time, no American qualified for the final of a senior global 400m hurdles championship.

In the final the small Japanese Tamesue impressed most down the backstraight. Around the last bend Al-Somaily held a slight lead and was just ahead of Tamesue at the 8th and 9th barriers. Then Sánchez (lane 5) and defending champion Mori (lane 4) came through, each with strong finishes. It was Sánchez, with a flashing red band on his right wrist, who prevailed, winning the Dominican Republic's first World Championship medal.

#### First round (First 3 & 6 fastest to semi-finals) (Aug 7)

**Heat 1:** 1, Mori 49.29; 2, Weakley 49.40; 3, Gorban 49.60; 4, Edivaldo Monteiro POR 50.42; 5, Hideaki Kawamura JPN 50.61; 6, Hariyan Ratnayake SRI 51.28; Du'aine Thorne Ladejo GBR DNF

**Heat 2:** 1, Sánchez 48.64; 2, Sdad 48.96; 3, Januszewski 49.33; 4, Rodríguez 49.51; 5, Davis 49.93; 6, Young 50.17; 7, Hani Al-Mourhej SYR 50.69

**Heat 3:** 1, Tamesue 49.45; 2, Araújo 50.16; 3, Carter 50.41; 4, Alain Rohr SUI 50.50; 5, Marnus Kritzinger RSA 51.20; 6, Mowen Boino PNG 51.82; Chen Tien-Wen TPE DQ (r168.7)

**Heat 4:** 1, Gardner 49.29; 2, Taylor 49.39; 3, Mashchenko 49.50; 4, Borsumato 49.65; 5, Ibou Faye SEN 50.26; 6, Monté Raymond CAN 50.71; Gennadiy Gorbenko UKR DNF

**Heat 5:** 1, Rawlinson 49.38; 2, Plawgo 49.75; 3, Watts 49.86; 4, Myburgh 49.96; 5, Stephan Tesarik CZE 50.30; 6, Ken Yoshizawa JPN 50.32; 7, Iain Harnden ZIM 51.67

**Heat 6:** 1, Al-Somaily 49.42; 2, Mužík 49.65; 3, Iakovákis 49.86; 4, Rakotoarimaindry 50.08; 5, Llewellyn Herbert RSA 50.28; 6, Roberto Cortes ESA 53.61; Viktors Lācis LAT DNF

#### Semi-finals (First 2 & 2 fastest to final) (Aug 8)

**Heat 1:** 1, Mori 48.49; 2, Al-Somaily 48.64; 3, Ian Weakley JAM 49.04; 4, Angelo Taylor USA 49.23; 5, Ruslan Mashchenko RUS 49.32; 6, Anthony Borsumato GBR 49.48; 7, Yvon Rakotoarimaindry MAD 49.81; 8, Iván Rodríguez ESP 49.92

**Heat 2:** 1, Rawlinson 48.27; 2, Gorban 48.50; 3, Mužík 48.53; 4, Calvin Davis USA 48.99; 5, Periklis Iakovákis GRE 49.38; 6, Neil Gardner JAM 49.57; 7, Marek Plawgo POL 49.80; 8, Alwyn Myburgh RSA 50.34

**Heat 3:** 1, Sánchez 48.07; 2, Tamesue 48.10; 3, Januszewski 48.40; 4, Mustapha Sdad MAR 49.14; 5, James Carter USA 49.38; 6, Mario Watts JAM 49.96; 7, Blair Young AUS 50.21; 8, Eronilde de Araújo BRA 51.23

## Paris 2003

### Final (Aug 29)

|                           |     |       |
|---------------------------|-----|-------|
| 1, [5] Felix Sánchez      | DOM | 47.25 |
| 2, [6] Joey Woody         | USA | 48.18 |
| 3, [4] Periklis Iakovákis | GRE | 48.24 |
| 4, [7] Danny McFarlane    | JAM | 48.30 |
| 5, [3] Kemel Thompson     | JAM | 48.51 |
| 6, [2] Chris Rawlinson    | GBR | 48.90 |
| 7, [1] Mubarak Al-Nubi    | QAT | 52.64 |
| 8, [8] Llewellyn Herbert  | RSA | 72.10 |

Sánchez had been unbeaten since before his Edmonton win and so was one of the biggest favourites in Paris. In his semi-final he appeared to ease off in mid-race before storming through with the day's quickest time of 48.16, though Iakovákis had reduced his Greek record to 48.17 one race earlier.

In the final Sánchez did not hold back. He was 5m ahead by the eighth barrier and went on to win by a Moses-like margin of 0.93. His time of 47.25 was the 10th-fastest ever. It looked as if Herbert might repeat his 1997 silver, but the South African fell at the final hurdle.

#### First round (First 3 & 9 fastest to semi-finals) (Aug 26)

**Heat 1:** 1, Iakovákis 48.76; 2, Thomas 48.87; 3, Diagana 49.00; 4, Tamesue 49.45; 5, Ari-Pekka Lattu FIN 50.19; 6, Adam Kunkel CAN 50.68; 7, Michael Aguilar BIZ 51.33

**Heat 2:** 1, Woody 48.53; 2, Rawlinson 48.73; 3, Al-Nubi 48.90; 4, Gorban 49.07; 5, Keita 49.08; 6, Rodríguez 49.37; 7, Edivaldo Monteiro POR 50.21; 8, Chen Tien-Wen TPE 51.42

**Heat 3:** 1, Thompson 48.63; 2, Mužík 48.88; 3, Myburgh 48.92; 4, Al-Somaily 48.97; 5, Borsumato 49.16; 6, Jakobsson 49.40; 7, Yacnier Luis CUB 49.73

**Heat 4:** 1, Sánchez 48.43; 2, Griffiths 48.75; 3, Cilliers 49.17; 4, Maillard 49.25; 5, Cédric El-Idrissi SUI 50.04; 6, Ken Yoshizawa JPN 50.34; 7, Bayano Kamani PAN 51.18

**Heat 5:** 1, Herbert 48.55; 2, McFarlane 48.86; 3, Meleshenko 48.95; 4, Tesarik 49.09; 5, Victor Okorie NGR 49.66; Bershawn Jackson USA DQ (r168.7) (48.86); Ibrahima Maïga MLI DQ (r168.7) (51.81)

#### Semi-finals (First 2 & 2 fastest to final) (Aug 27)

**Heat 1:** 1, Iakovákis 48.17; 2, Woody 48.24; 3, McFarlane 48.35; 4, Al-Nubi 48.53; 5, Stéphane Diagana FRA 48.64; 6, Boris Gorban RUS 49.62; 7, Mikael Jakobsson SWE 50.06; Anthony Borsumato GBR DNF

**Heat 2:** 1, Sánchez 48.16; 2, Rawlinson 48.56; 3, Dean Griffiths JAM 48.64; 4, Yevgeniy Meleshenko KAZ 48.84; 5, Alwyn Myburgh RSA 48.98; 6, Štěpán Tesarik CZE 49.23; 7, Dai Tamesue JPN 49.37; 8, Naman Keita FRA 49.57

**Heat 3:** 1, Thompson 48.33; 2, Herbert 48.60; 3, Jiří Mužík CZE 48.82; 4, Eric Thomas USA 49.00; 5, Hadi Al-Somaily KSA 49.25; 6, Ockert Cilliers RSA 49.32; 7, Iván Rodríguez ESP 50.06; 8, Sébastien Maillard FRA 50.70

## Helsinki 2005

### Finals (Aug 9)

|                         |     |       |
|-------------------------|-----|-------|
| 1, [6] Bershawn Jackson | USA | 47.30 |
| 2, [3] James Carter     | USA | 47.43 |
| 3, [7] Dai Tamesue      | JPN | 48.10 |
| 4, [1] Kerron Clement   | USA | 48.18 |
| 5, [8] Naman Keita      | FRA | 48.28 |
| 6, [4] LJ van Zyl       | RSA | 48.54 |



|                                 |     |       |
|---------------------------------|-----|-------|
| 7, <sup>[5]</sup> Bayano Kamani | PAN | 50.18 |
| <sup>[2]</sup> Felix Sánchez    | DOM | DNF   |

Tamesue was away fastest in the final, and led through to the eighth hurdle, with van Zyl, and then Jackson and Carter, his closest rivals. Jackson and Carter battled evenly to the 10th barrier, but Jackson's quickness overcame Carter's strength on the run-in. Tamesue, fighting all the way to the line, took the bronze from Clement, who again had faltered just before the final hurdle.

Defending champion Sánchez failed to finish, but his 48.24 semi-final was a minor miracle, as a series of injuries had rendered him unable to walk three weeks earlier.

#### First round (First 4 & 4 fastest to semi-finals) (Aug 6)

**Heat 1:** 1, Clement 48.98; 2, McFarlane 49.37; 3, de Villiers 49.81; 4, Luis 49.96; 5, Duma 50.04; 6, Ibrahima Maïga MLI 50.62; 7, Kurt Couto MOZ 52.04

**Heat 2:** 1, Thompson 49.33; 2, Keïta 49.58; 3, Carabelli 49.87; 4, Narisako 49.87; 5, Lattu 50.23; 6, Mikael Jakobsson SWE 50.35

**Heat 3:** 1, Jackson 49.34; 2, Sánchez 49.47; 3, Meleshenko 49.67; 4, Herbert 49.98; 5, Hierrezuelo 50.13; 6, Rodríguez 50.22; 7, Aleksey Pogorelov KGZ 53.44

**Heat 4:** 1, Iakovákis 49.22; 2, van Zyl 49.35; 3, Williams 49.73; 4, Griffiths 49.79; 5, O'Neil Wright LBR 50.90; Jiří Mužík CZE DQ (r168.7) (52.21)

**Heat 5:** 1, Carter 49.05; 2, Tamesue 49.17; 3, Kamani 49.18; 4, Al-Somaily 49.70; 5, Ákos Dezső HUN 51.36; 6, Aleki Toetu'u Sapoi TGA 56.06; Edivaldo Monteiro POR DNF

#### Semi-finals (First 2 & 2 fastest to final) (Aug 7)

**Heat 1:** 1, Carter 47.78; 2, Kamani 47.84; 3, Sánchez 48.24; 4, Tamesue 48.46; 5, Ter de Villiers RSA 49.75; 6, Dean Griffiths JAM 49.89; 7, Iván Rodríguez ESP 49.97; 8, Christian Duma GER 50.25

**Heat 2:** 1, van Zyl 48.16; 2, Clement 48.49; 3, Kenji Narisako JPN 49.00; 4, Yevgeniy Meleshenko KAZ 49.22; 5, Danny McFarlane JAM 49.41; 6, Rhys Williams GBR 49.67; 7, Ari-Pekka Lattu FIN 49.81; Yacnier Luis CUB DQ (r168.7)

**Heat 3:** 1, Jackson 48.19; 2, Keïta 48.60; 3, Kemel Thompson JAM 48.64; 4, Hadi Al-Somaily KSA 49.09; 5, Periklís Iakovákis GRE 49.28; 6, Sergio Hierrezuelo CUB 49.66; 7, Gianni Carabelli ITA 49.77; 8, Llewellyn Herbert RSA 50.69

## Osaka 2007

### Final (Aug 28)

|                                      |     |       |
|--------------------------------------|-----|-------|
| 1, <sup>[4]</sup> Kerron Clement     | USA | 47.61 |
| 2, <sup>[5]</sup> Felix Sánchez      | DOM | 48.01 |
| 3, <sup>[7]</sup> Marek Plawgo       | POL | 48.12 |
| 4, <sup>[6]</sup> James Carter       | USA | 48.40 |
| 5, <sup>[9]</sup> Danny McFarlane    | JAM | 48.59 |
| 6, <sup>[2]</sup> Periklís Iakovákis | GRE | 49.25 |
| 7, <sup>[8]</sup> Derrick Williams   | USA | 52.97 |
| <sup>[3]</sup> Adam Kunkel           | CAN | DNF   |

Former champion Sánchez signalled his comeback with a win in the second semi in 48.35, though the main story of the race was the elimination of defending champion Jackson who hit the last hurdle while leading, and stumbled out of contention.

Plawgo and Carter were the early leaders in the final, but Clement took over at the fourth hurdle, and led by four metres by the eighth. Despite chopping his stride and running 17 strides between barriers for the last two hurdles, Clement still had two metres margin at the final barrier, and he won by three. Sánchez edged into second place after the eighth hurdle, and held off Plawgo to win the silver medal with his fastest time for three years. Plawgo set a national record in third place, while Carter, in contention for a medal, faded over the last 50m. Clement's win was no surprise, but that he managed to run 47.61 while making so many errors gave cause for speculation that he could be capable of improving Kevin Young's 15 year-old world record.

#### First round (First 4 & 4 fastest to final) (Aug 25)

**Heat 1:** 1, Williams 49.65; 2, Plawgo 49.66; 3, Meng 49.66; 4, LJ van Zyl RSA 49.71; 5, Raphael Fernandes BRA 50.33; 6, Allan Ayala GUA 52.26; 7, Jonni Lowe HON 52.66; Naman Keïta FRA DQ (r40.9) (49.45)

**Heat 2:** 1, Carter 49.52; 2, Kamani 49.67; 3, Carabelli 49.81; 4, Meleshenko 49.94; 5, Kurt Couto MOZ 50.06; 6, Masahira Yoshikata JPN 50.59; Alwyn Myburgh RSA DNF

**Heat 3:** 1, McFarlane 48.91; 2, Clement 49.07; 3, Culson 49.09; 4, Monteiro 49.66; 5, Derevyagin 49.66; 6, Dai Tamesue JPN 49.67; 7, Dale Garland GBR 49.98

**Heat 4:** 1, Kunkel 49.03; 2, Iakovákis 49.10; 3, de Villiers 49.24; 4, Bellaabouss 49.51; 5, Williams 49.61; 6, Mowen Boïno PNG 52.45; Markino Buckley JAM DNF

**Heat 5:** 1, Sánchez 48.70; 2, Jackson 48.87; 3, Narisako 48.92; 4, Phillips 49.38; 5, Maïga 49.55; 6, Abraham 49.64; 7, José María Romera ESP 50.82; 8, Haq Nawaz PAK 51.72

#### Semi-finals (First 2 & 2 fastest to final) (Aug 26)

**Heat 1:** 1, Plawgo 48.18; 2, Carter 48.30; 3, McFarlane 48.32; 4, Williams 48.43; 5, Kenji Narisako JPN 48.44; 6, Fadil Bellaabouss FRA 49.17; 7, Joseph G. Abraham IND 49.51; 8, Yevgeniy Meleshenko KAZ 49.56

**Heat 2:** 1, Sánchez 48.35; 2, Iakovákis 48.44; 3, Bershawn Jackson USA 48.95; 4, Aleksandr Derevyagin RUS 49.11; 5, Edivaldo Monteiro POR 49.31; 6, Pieter de Villiers RSA 49.37; 7, Javier Culson PUR 49.64; 8, Meng Yan CHN 49.70

**Heat 3:** 1, Clement 48.60; 2, Kunkel 48.66; 3, Bayano Kamani PAN 49.13; 4, Isa Phillips JAM 49.47; 5, Jonathan Williams BIZ 49.77; 6, Gianni Carabelli ITA 50.35; 7, Ibrahim Maïga MLI 51.24; Naman Keïta FRA DQ (r40.9) (49.16)

## Berlin 2009

### Final (Aug 18)

|                                      |     |       |
|--------------------------------------|-----|-------|
| 1, <sup>[3]</sup> Kerron Clement     | USA | 47.91 |
| 2, <sup>[8]</sup> Javier Culson      | PUR | 48.09 |
| 3, <sup>[5]</sup> Bershawn Jackson   | USA | 48.23 |
| 4, <sup>[2]</sup> Jehue Gordon       | TTO | 48.26 |
| 5, <sup>[7]</sup> Periklís Iakovákis | GRE | 48.42 |
| 6, <sup>[1]</sup> Danny McFarlane    | JAM | 48.65 |
| 7, <sup>[6]</sup> David Greene       | GBR | 48.68 |
| 8, <sup>[4]</sup> Felix Sánchez      | DOM | 50.11 |

The biggest surprise in the heats was the non-qualification of Taylor. The Olympic Champion – restricted from training by hamstring problems – ran 49.64 to miss qualifying by 0.12. Fastest in the heats was defending champion Clement who ran 48.39 ahead of 37 year-old McFarlane (48.65) and 17 year-old Gordon, who improved from 49.45 to 48.66. Clement was again quickest in the semi-finals, clocking 48.00 ahead of Sánchez in the first race, while the other two central lanes for the final were gained by Jackson and Greene.

The line-up in the final included all the decade's World Champions. Clement started quickly, while Sánchez hit the first hurdle hard and immediately was out of contention. By the fifth, Clement was ahead of Culson by a metre. Across the 8th, Clement led by 3m from Culson, Gordon and Iakovákis, with McFarlane inches behind, and Jackson a metre further back. Jackson closed fast and caught Gordon in the last 5m, but couldn't reach Culson. The tall (1.98) Puerto Rican set a national record of 48.09 behind Clement. Gordon set a national record and world age-17 best of 48.26 seconds, becoming the second fastest Trinidadian born hurdler ever – after Clement, who was the only one to run 13 strides between every hurdle.

#### First round (First 3 & 4 fastest to semi-finals) (Aug 15)

**Heat 1:** 1, Phillips 48.99; 2, Iakovákis 49.12; 3, Dutch 49.38; 4, Silva 49.51; 5, Kenji Narisako JPN 49.60; 6, Stanislav Melnykov UKR 50.41; 7, Mahau Sugimachi BRA 51.05; 8, Jussi Heikkilä FIN 51.42

**Heat 2:** 1, Culson 49.27; 2, Jackson 49.34; 3, Yoshida 49.45; 4, Thomas 49.53; 5, Rhys Williams GBR 49.88; 6, Ibrahim Maïga MLI 51.70; Héni Kechi FRA & Josef Robertson JAM DQ (r168.7)

**Heat 3:** 1, Clement 48.39; 2, McFarlane 48.65; 3, Gordon 48.66; 4, Sánchez 48.76; 5, Cisneros 49.27; 6, Michaël Bultheel BEL 49.67; 7, Jonathan Williams BIZ 52.41; Joseph G. Abraham IND DQ (r168.7)

**Heat 4:** 1, Greene 48.76; 2, van Zyl 49.48; 3, Cole 49.63; 4, Angelo Taylor USA 49.64; 5, Fadil Bellaabouss FRA 49.73; 6, Aleksandr Derevyagin RUS 49.83; Kurt Couto MOZ DQ (r168.7); Ali Obaid Shirook UAE DNF

#### Semi-finals (First 3 & 2 fastest to final) (Aug 16)

**Heat 1:** 1, Clement 48.00; 2, Sánchez 48.34; 3, Culson 48.43; 4, McFarlane 48.49; 5, Gordon 48.77; 6, LJ van Zyl RSA 48.80; 7, Andrés Silva URU 49.34; 8, Brendan Cole AUS 49.92

**Heat 2:** 1, Jackson 48.23; 2, Greene 48.27; 3, Iakovákis 48.73; 4, Isa Phillips JAM 48.93; 5, Omar Cisneros CUB 49.21; 6, Johnny Dutch USA 49.28; 7, Tristan Thomas AUS 49.76; 8, Kazuaki Yoshida JPN 50.34

## Daegu 2011

### Final (Sep 1)

|  |     |       |
|--|-----|-------|
| 1, <sup>[6]</sup> David Greene         | GBR | 48.26 |
| 2, <sup>[3]</sup> Javier Culson        | PUR | 48.44 |
| 3, <sup>[8]</sup> LJ van Zyl           | RSA | 48.80 |
| 4, <sup>[7]</sup> Felix Sánchez        | DOM | 48.87 |
| 5, <sup>[4]</sup> Cornel Fredericks    | RSA | 49.12 |
| 6, <sup>[5]</sup> Bershawn Jackson     | USA | 49.24 |
| 7, <sup>[1]</sup> Angelo Taylor        | USA | 49.31 |
| 8, <sup>[2]</sup> Aleksandr Derevyagin | RUS | 49.32 |

There was first a faulty start, then after the finalists went to their marks for a second time, Taylor was given an official warning for taking too much time. In spite of that penalty, the American was off quickly, but Culson was in front by hurdle three, with van Zyl just behind. The Puerto Rican maintained the lead until the eighth when the South African caught him. Almost level just over a metre behind them were Taylor, Jackson, Greene and Sánchez, who had struck the first hurdle heavily. The Briton moved most freely of that quartet and caught Culson off the last hurdle to win by half a metre.

#### First round (First 4 & 4 fastest to semi-finals)

**Heat 1:** 1, Greene 48.52; 2, Fredericks 48.52; 3, Fleischhauer 48.72; 4, Bekrić 49.67; 5, Cisneros 49.69; 6, Suguimati 49.74

**Heat 2:** 1, van Zyl 48.58; 2, Phillips 48.64; 3, Sánchez 48.74; 4, Clement 48.91; 5, Kosgei 49.49; 6, Jorge Paula POR 49.82; 7, Jamele Mason PUR 49.98

**Heat 3:** 1, Culson 48.95; 2, Taylor 49.38; 3, Derevyagin 49.43; 4, Silva 49.48; 5, Kishimoto 49.51; 6, Li Zhilong CHN 50.44; 7, Lee Seung-Yun KOR 52.98

**Heat 4:** 1, Jackson 49.82; 2, Gordon 49.90; 3, Robertson 50.29; 4, Green 50.39; 5, Cheng Wen CHN 50.51; 6, Kenneth Medwood BIZ 51.19; 7, Takatoshi Abe JPN 51.90

**Heat 5:** 1, Anderson 48.81; 2, Woodward 49.06; 3, Melnykov 49.24; 4, Green 49.45; 5, Kurt Couto MOZ 49.86; 6, Yuta Imazeki JPN 50.92; 7, Antonio Vieillesse MRI 51.02

#### Semi-finals (First 2 & 2 fastest to final) (Aug 30)

**Heat 1:** 1, Culson 48.52; 2, Fredericks 48.83; 3, Taylor 48.86; 4, Jeshua Anderson USA 49.33; 5, Jack Green GBR 49.62; 6, Stanislav Melnykov UKR 49.74; 7, Takayuki Kishimoto JPN 50.05; 8, Josef Robertson JAM 50.39

**Heat 2:** 1, Greene 48.62; 2, Sánchez 49.01; 3, Jehue Gordon TTO 49.08; 4, Isa Phillips JAM 49.16; 5, Andrés Silva URU 49.63; 6, Emir Bekrić SRB 49.94; 7, Mahau Suguimati BRA 50.89; 8, Kerron Clement USA 52.11

**Heat 3:** 1, Jackson 48.80; 2, van Zyl 49.05; 3, Derevyagin 49.07; 4, Leford Green JAM 49.29; 5, Georg Fleischhauer GER 49.36; 6, Nathan Woodward GBR 49.57; 7, Vincent Kosgei KEN 49.71; 8, Omar Cisneros CUB 50.10

## Moscow 2013

### Final (Aug 15)

|        |                    |     |       |
|--------|--------------------|-----|-------|
| 1, [6] | Jehue Gordon       | TTO | 47.69 |
| 2, [3] | Michael Tinsley    | USA | 47.70 |
| 3, [8] | Emir Bekrić        | SRB | 48.05 |
| 4, [5] | Omar Cisneros      | CUB | 48.12 |
| 5, [4] | Félix Sánchez      | DOM | 48.22 |
| 6, [7] | Javier Culson      | PUR | 48.38 |
| 7, [2] | Mamadou Kasse Hann | SEN | 48.68 |
| 8, [1] | Kerron Clement     | USA | 49.08 |

Memories of 1987 were stirred when we had to wait for a photo-finish reading before we knew who would be champion. Tinsley (lane 3) was out fastest in the final, and led by a metre from Culson and Cisneros by the third hurdle, with Gordon and Bekrić a further metre back. The American still led at the eighth hurdle, by a slim margin from Gordon. The two men ran virtually level down the finishing straight and crossed the line with simultaneously deep dips, both falling to the track. Gordon's name appeared first on the scoreboard with a winning margin of 0.01. He said later that he felt he'd won because he only looked straight ahead approaching the finish. Tinsley had looked across momentarily. Behind the top two, Bekrić surged past two men on the run-in to take the bronze. The Serbian had improved out of all recognition at these championships.

Sánchez reached a record seventh final in style with a world over-35 best of 48.10 in his semi-final.

#### First round (First 4 & 4 fastest to semi-finals) (Aug 12)

**Heat 1:** 1, Tinsley 49.07; 2, Bekrić 49.16; 3, Chalyy 49.33; 4, Fredericks 49.66; 5, Rodger 49.66; 6, Thomas 49.80; 7, Yoan Décimus FRA 50.21

**Heat 2:** 1, Cisneros 49.87; 2, Culson 49.91; 3, Kishimoto 49.96; 4, François 50.02; 5, LJ van Zyl RSA 50.05; 6, Miloud Rahmouni ALG 50.79; 7, Maoulida Darouèche COM 53.28; Jacques Frisch LUX DNF

**Heat 3:** 1, Sánchez 49.20; 2, Clement 49.43; 3, Whyte 49.63; 4, Williams 49.85; 5, Denis Kudryavtsev RUS 50.02; 6, Andrés Silva URU 50.48; 7, PC Beneke RSA 51.14

**Heat 4:** 1, Hann 49.33; 2, Green 49.45; 3, Jackson 49.76; 4, Gibson 50.25; 5, Yasuhiro Fueki JPN 50.66; 6, Mowen Boino PNG 51.49; 7, Eric Cray PHI 52.45

**Heat 5:** 1, Gordon 49.52; 2, Phillips 49.57; 3, Mägi 49.63; 4, Alejandro 49.79; 5, Greene 49.79; 6, Suguimati 50.00; 7, Takatoshi Abe JPN 51.41

#### Semi-finals (First 2 & 2 fastest to final) (Aug 13)

**Heat 1:** 1, Gordon 48.10; 2, Culson 48.42; 3, Hann 48.69; 4, Cornel Fredericks RSA 48.85; 5, Isa Phillips JAM 49.28; 6, Sebastian Rodger GBR 49.32; 7, Tristan Thomas AUS 49.91; Bershawn Jackson USA DNF

**Heat 2:** 1, Tinsley 48.31; 2, Bekrić 48.36; 3, Leford Green JAM 48.88; 4, Rhys Williams GBR 49.29; 5, Timofey Chalyy RUS 50.06; 6, Mahau Suguimati BRA

50.27; 7, Mickaël François FRA 50.58; Takayuki Kishimoto JPN DQ (r168.7a)

**Heat 3:** 1, Cisneros 47.93; 2, Sánchez 48.10; 3, Clement 48.21; 4, Annsert Whyte JAM 49.17; 5, David Greene GBR 49.25; 6, Rasmus Mägi EST 49.42; 7, Eric Alejandro PUR 49.44; 8, Jeffery Gibson BAH 50.51

## Beijing 2015

### Final (Aug 25)

|        |                         |     |       |
|--------|-------------------------|-----|-------|
| 1, [9] | Nicholas Bett           | KEN | 47.79 |
| 2, [6] | Denis Kudryavtsev       | RUS | 48.05 |
| 3, [7] | Jeffery Gibson          | BAH | 48.17 |
| 4, [8] | Kerron Clement          | USA | 48.18 |
| 5, [4] | Boniface Tumuti         | KEN | 48.33 |
| 6, [2] | Yasmani Copello Escobar | TUR | 48.96 |
| 7, [3] | Patryk Dobek            | POL | 49.14 |
| 8, [5] | Michael Tinsley         | USA | 50.02 |

At the Kenyan World Championship trial, Bett brought his best down from 49.03 to 48.29, threatening the long-standing Kenyan record of 48.24 set by Erik Keter in 1993. Any doubts about the legitimacy of that performance were swept away when Bett clocked 48.37 in the first round in Beijing from lane 9, despite a stutter at hurdle nine. The semi-finals saw another Kenyan Tumuti (aka Mucheru) also clock 48.29, though the fastest qualifier was Kudryavtsev (48.23).

It was the Russian who led the way as the final climaxed. He led at the ninth with Gibson, Clement and Bett close behind. It was Bett, from lane 9 again, who swept through for victory, shattering 48 seconds in the process. Tumuti was fourth and the third Kenyan Koech (Bett's twin) also performed with distinction to reach the semi-finals. Two previous champions (Jackson and Gordon) went out in the heats.

#### First round (First 4 & 4 fastest to semi-finals) (Aug 22)

**Heat 1:** 1, Bett 48.37; 2, Chalyy 49.05; 3, Gibson 49.09; 4, Couto 49.15; 5, Lahoulou 49.33; 6, Roxroy Cato JAM 49.47; 7, Mike Cochrane NZL 49.58; 8, Takayuki Kishimoto JPN 49.78; 9, Eric Alejandro PUR 49.94

**Heat 2:** 1, Tumuti 48.79; 2, Tinsley 48.91; 3, Culson 49.02; 4, van Zyl 49.12; 5, Green 49.33; 6, Yuta Konishi JPN 49.58; 7, Jehue Gordon TTO 49.91; 8, Maoulida Darouèche COM 53.06

**Heat 3:** 1, Clement 48.75; 2, Flannery 48.90; 3, Hussein 49.08; 4, Whyte 49.10; 5, Miles Ukaoma NGR 49.38; 6, Saber Boukamouche ALG 51.54

**Heat 4:** 1, Escobar 48.89; 2, Mägi 49.18; 3, Barr 49.20; 4, Cheng 49.56; 5, Ivan Shablyuyev RUS 49.56; 6, Eric Cray PHI 50.04; 7, Bershawn Jackson USA 50.14; 8, Hardus Maritz NAM 51.10

**Heat 5:** 1, Kudryavtsev 48.51; 2, Dobek 48.94; 3, Dutch 48.97; 4, Matsushita 49.34; 5, Koech 49.38; 6, Bultheel 49.38; 7, Miloud Rahmouni ALG 50.21; 8, Jaak-Heinrich Jagor EST 50.29; 9, Amadou N'Diaye SEN 52.40

#### Semi-finals (First 2 & 2 fastest to final) (Aug 23)

**Heat 1:** 1, Tumuti 48.29; 2, Clement 48.50; 3, Timofey Chalyy RUS 48.69; 4, Thomas Barr IRL 48.71; 5, Rasmus Mägi EST 48.76; 6, Abdelmalik Lahoulou ALG 48.87; 7, Annsert Whyte JAM 48.90; 8, Michaël Bultheel BEL 49.66

**Heat 2:** 1, Kudryavtsev 48.23; 2, Gibson 48.37; 3, Dobek 48.40; 4, Escobar 48.46; 5, Johnny Dutch USA 48.74; 6, LJ van Zyl RSA 48.89; 7, Haron Koech KEN 49.54; 8, Cheng Wen CHN 49.62

**Heat 3:** 1, Tinsley 48.47; 2, Bett 48.54; 3, Kariem Hussein SUI 48.59; 4, Niall Flannery GBR 49.17; 5, Javier Culson PUR 49.36; 6, Leford Green JAM 49.59; 7, Kurt Couto MOZ 50.58; 8, Yuki Matsushita JPN 51.10

### 400 METRES HURDLES

#### Multiple Medallists:

|   |                  |     |                  |
|---|------------------|-----|------------------|
| 3 | Samuel Matete    | ZAM | 91-1, 93-2, 95-2 |
|   | Stéphane Diagana | FRA | 95-3, 97-1, 99-2 |
|   | Félix Sánchez    | DOM | 01-1, 03-1, 07-2 |
| 2 | Edwin Moses      | USA | 83-1, 87-1       |
|   | Harald Schmid    | FRG | 83-2, 87-3       |
|   | Winthrop Graham  | JAM | 91-2, 93-3       |
|   | Fabrizio Mori    | ITA | 99-1, 01-2       |
|   | Dai Tamesue      | JPN | 01-3, 05-3       |
|   | Bershawn Jackson | USA | 05-1, 09-3       |
|   | Kerron Clement   | USA | 07-1, 09-1       |
|   | Javier Culson    | PUR | 09-2, 11-2       |

#### Most Finals:

|   |         |  |
|---|---------|--|
| 7 | Sánchez | 01-1, 03-1, 05-dnf, 07-2, 09-8, 11-4, 13-5 |
|---|---------|--|

#### Most Appearances:

|   |         |  |
|---|---------|--|
| 8 | Sánchez | 99-4h2, 01-1, 03-1, 05-dnf, 07-2, 09-8, 11-4, 13-5 |
|---|---------|--|

| Men's 400 Metres Hurdles, continued |           |           |           |           |           |           |           |           |            |
|-------------------------------------|-----------|-----------|-----------|-----------|-----------|-----------|-----------|-----------|------------|
| National Placings:                  |           |           |           |           |           |           |           |           |            |
|                                     | 1         | 2         | 3         | 4         | 5         | 6         | 7         | 8         | Points     |
| USA                                 | 7         | 4         | 2         | 4         | 2         | 4         | 3         | 3         | 145        |
| DOM                                 | 2         | 1         | -         | 1         | 1         | -         | -         | 1         | 33         |
| JAM                                 | -         | 1         | 1         | 1         | 2         | 1         | 2         | -         | 33         |
| FRA                                 | 1         | 1         | 1         | 1         | 1         | -         | -         | -         | 30         |
| ZAM                                 | 1         | 2         | -         | -         | 1         | -         | -         | -         | 26         |
| GBR                                 | 1         | -         | 1         | -         | 1         | 1         | 2         | -         | 25         |
| RSA                                 | -         | 1         | 1         | -         | 1         | 1         | -         | 1         | 21         |
| ITA                                 | 1         | 1         | -         | 1         | -         | -         | -         | -         | 20         |
| KEN                                 | 1         | -         | -         | -         | 2         | -         | 1         | 1         | 19         |
| PUR                                 | -         | 2         | -         | -         | -         | 1         | -         | -         | 17         |
| RUS                                 | -         | 1         | -         | 1         | -         | 1         | -         | 1         | 16         |
| POL                                 | -         | -         | 1         | -         | 1         | 1         | 1         | 1         | 16         |
| SWE                                 | -         | -         | -         | 2         | 1         | -         | -         | 1         | 15         |
| JPN                                 | -         | -         | 2         | -         | -         | -         | 1         | -         | 14         |
| TTO                                 | 1         | -         | -         | 1         | -         | -         | -         | -         | 13         |
| GER                                 | -         | 1         | 1         | -         | -         | -         | -         | -         | 13         |
| GRE                                 | -         | -         | 1         | -         | 1         | 1         | -         | -         | 13         |
| SEN                                 | -         | -         | -         | -         | 1         | -         | 2         | -         | 8          |
| BAH                                 | -         | -         | 1         | -         | -         | -         | -         | -         | 6          |
| SRB                                 | -         | -         | 1         | -         | -         | -         | -         | -         | 6          |
| SUI                                 | -         | -         | 1         | -         | -         | -         | -         | -         | 6          |
| URS                                 | -         | -         | 1         | -         | -         | -         | -         | -         | 6          |
| BRA                                 | -         | -         | -         | 1         | -         | -         | -         | 1         | 6          |
| CUB                                 | -         | -         | -         | 1         | -         | -         | -         | -         | 5          |
| KSA                                 | -         | -         | -         | 1         | -         | -         | -         | -         | 5          |
| NGR                                 | -         | -         | -         | -         | -         | 1         | -         | -         | 3          |
| TUR                                 | -         | -         | -         | -         | -         | 1         | -         | -         | 3          |
| UKR                                 | -         | -         | -         | -         | -         | 1         | -         | -         | 3          |
| ZIM                                 | -         | -         | -         | -         | -         | 1         | -         | -         | 3          |
| CZE                                 | -         | -         | -         | -         | -         | -         | 1         | 1         | 3          |
| PAN                                 | -         | -         | -         | -         | -         | -         | 1         | -         | 2          |
| QAT                                 | -         | -         | -         | -         | -         | -         | 1         | -         | 2          |
| ESP                                 | -         | -         | -         | -         | -         | -         | -         | 1         | 1          |
| <b>Totals</b>                       | <b>15</b> | <b>15</b> | <b>15</b> | <b>15</b> | <b>15</b> | <b>15</b> | <b>15</b> | <b>12</b> | <b>537</b> |

## High Jump

## Helsinki 1983

### Final (Aug 13)

|     |                     |     |      |
|-----|---------------------|-----|------|
| 1,  | Gennadiy Avdyeyenko | URS | 2.32 |
| 2,  | Tyke Peacock        | USA | 2.32 |
| 3,  | Zhu Jianhua         | CHN | 2.29 |
| =4, | Igor Paklin         | URS | 2.29 |
|     | Dietmar Mögenburg   | FRG | 2.29 |
| 6,  | Dwight Stones       | USA | 2.29 |
| 7,  | Carlo Thränhardt    | FRG | 2.26 |
| 8,  | Valeriy Sereda      | URS | 2.26 |

9, Milt Ottey CAN 2.26; 10, Luca Toso ITA 2.26; 11, Patrik Sjöberg SWE 2.23; 12, Leo Williams USA 2.23; 13, Jacek Wszola POL 2.23; 14, Eddy Annys BEL 2.19; 15, Francisco Centelles CUB 2.19; 16, Paul Frommeyer FRG 2.19; 17, Sorin Matei ROU 2.15

| Series     | 2.10 | 2.15 | 2.19 | 2.23 | 2.26 | 2.29 | 2.32 | 2.34 |
|------------|------|------|------|------|------|------|------|------|
| Avdyeyenko | -    | o    | o    | o    | o    | xo   | o    | xxx  |
| Peacock    | -    | o    | o    | xo   | o    | o    | xxo  | xxx  |
| Zhu        | -    | o    | o    | o    | o    | o    | xxx  |      |
| Mögenburg  | -    | o    | o    | xo   | -    | o    | xxx  |      |
| Paklin     | o    | o    | o    | o    | xo   | o    | xxx  |      |
| Stones     | -    | o    | o    | o    | o    | xxo  | xxx  |      |
| Thränhardt | -    | o    | o    | o    | o    | -    | xxx  |      |
| Sereda     | o    | o    | xo   | o    | o    | xxx  |      |      |

Of the six men still in at 2.29, world record holder Zhu had the best record, with no failures from five jumps. The Chinese went on to fail three times at 2.32 and was forced to settle for the bronze – the first medal won at this level by an athlete from mainland China. Meanwhile, a first-time clearance at 2.32 proved to be the winning leap for the little-known Avdyeyenko, a 19 year-old soldier. Formerly a triple jumper, the Ukrainian had been a controversial selection for the Soviet team after placing only sixth in the 1983 Spartakiad.

The silver went to the popular American, Peacock, who was the only other jumper successful at 2.32.

### Qualifying round (2.24 or top 12 to final) (Aug 12)

**Group A qualifiers:** Centelles & Williams 2.21

**Non-qualifiers:** Takao Sakamoto JPN & Takashi Katamine JPN 2.18; Othmane Belfaa ALG, Moussa Fall 2 SEN, Eugen Popescu ROU, Roberto Cabrejas ESP, Nick Saunders BER & Wolfgang Tschirk AUT 2.15; Jouko Kilpi FIN, Constantin

Militaru ROU, Gianni Davito ITA & Alain Metellus CAN 2.10; Liu Chin-Chiang TPE 2.00; Alphonse Gaglozoun BEN & France-Henry Lisette MRI 1.95; Ardeshir Ghanedame IRI NH; Joseph Rajo SUD DNS

**Group B qualifiers:** Ottey, Paklin & Zhu 2.24; Avdyeyenko, Matei, Sereda, Sjöberg, Stones, Thränhardt, Toso, Wszola, Frommeyer, Annys, Mögenburg & Peacock 2.21

**Non-qualifiers:** Roland Dalhäuser SUI & Dariusz Biczysko POL 2.15; Franck Verzy FRA & Stephen Wray BAH 2.10

## Rome 1987

### Final (Sep 6)

|     |                     |     |      |
|-----|---------------------|-----|------|
| 1,  | Patrik Sjöberg      | SWE | 2.38 |
| =2, | Igor Paklin         | URS | 2.38 |
|     | Gennadiy Avdyeyenko | URS | 2.38 |
| 4,  | Dietmar Mögenburg   | FRG | 2.35 |
| 5,  | Nick Saunders       | BER | 2.32 |
| 6,  | Sorin Matei         | ROU | 2.32 |
| 7,  | Ján Zvara           | TCH | 2.32 |
| 8,  | Carlo Thränhardt    | FRG | 2.29 |

9, Javier Sotomayor CUB 2.29; =10, Krzysztof Krawczyk POL & Geoff Parsons GBR 2.25; =12, Tom McCants USA & Arturo Ortiz ESP 2.25; 14, Gerd Nagel FRG 2.20; 15, Robert Marinov BUL 2.20; Sergey Malchenko URS NH

| Series     | 2.15 | 2.20 | 2.25 | 2.29 | 2.32 | 2.35 | 2.38 | 2.40 |
|------------|------|------|------|------|------|------|------|------|
| Sjöberg    | -    | -    | o    | -    | o    | o    | o    | xxx  |
| Paklin     | -    | o    | o    | oxo  | o    | xo   | xxo  | xxx  |
| Avdyeyenko | -    | o    | o    | o    | o    | xxo  | xxo  | xxx  |
| Mögenburg  | -    | -    | o    | o    | o    | o    | x    | xx   |
| Saunders   | -    | o    | o    | -    | o    | xxx  |      |      |
| Matei      | -    | o    | xxo  | o    | o    | x    | xx   |      |
| Zvara      | o    | o    | o    | o    | xxo  | xxx  |      |      |
| Thränhardt | -    | -    | o    | o    | xxx  |      |      |      |

All of top-8 passed 2.10

In the best mass-quality high jump in history, a jump of 2.32 – the winning height in 1983 – was good enough only for seventh place. At 2.35, four of the seven men were successful, with Olympic gold and silver medallists, Mögenburg and Sjöberg having no failures. Paklin failed with his first attempt at 2.38, before world record holder Sjöberg maintained his perfect record to take the lead. Avdyeyenko also failed, as did Mögenburg. The two Soviets managed 2.38 on their third trial, while Mögenburg passed his remaining attempts to try unsuccessfully for 2.40. The leading three also failed 2.40, meaning that Sweden took the gold while the two Soviets shared the silver.

Coming as it did on the final day of the World Championships, the contest was frequently interrupted by medal ceremonies, during which the athletes were not permitted to jump.

### Qualifying round (2.29 or best 12 to final) (Sep 5)

**Group A qualifiers:** Zvara, Malchenko, Sjöberg, McCants, & Thränhardt 2.27

**Non-qualifiers:** Zhu Jianhua CHN, Luca Toso ITA & Roland Dalhäuser SUI 2.24; Lee Balkin USA & Georgi Dakov BUL 2.21; Markus Einberger AUT 2.18; Sasa Apostolovski YUG, Milton Riitano BRA, Motochika Inoue JPN & Jean-Charles Gicquel FRA 2.10; Fouad Fahriedin JOR & Hilaire Onwanlele GAB NH

**Group B qualifiers:** Parsons, Matei, Sotomayor, Avdyeyenko, Marinov, Saunders, Paklin, Mögenburg, Nagel, Ortiz, Krawczyk 2.27

**Non-qualifiers:** Jerome Carter USA & Troy Kemp BAH 2.24; Róbert Ruffini TCH 2.21; Othmane Belfaa ALG, Mikko Levola FIN & Paul Ngadjadom CHA 2.15

## Tokyo 1991

### Final (Sep 1)

|     |                  |     |      |
|-----|------------------|-----|------|
| 1,  | Charles Austin   | USA | 2.38 |
| 2,  | Javier Sotomayor | CUB | 2.36 |
| 3,  | Hollis Conway    | USA | 2.36 |
| 4,  | Dalton Grant     | GBR | 2.36 |
| =5, | Marino Drake     | CUB | 2.34 |
|     | Troy Kemp        | BAH | 2.34 |
| 7,  | Patrik Sjöberg   | SWE | 2.31 |
| 8,  | Rick Noji        | USA | 2.28 |

9, Dragutin Topić YUG 2.28; =10, Arturo Ortiz ESP & Igor Paklin URS 2.24; 12, Artur Partyka POL 2.24; 13, Rudolf Povarnitsyn URS 2.24; 14, Steinar Hoen NOR 2.20



| Series    | 2.20             | 2.24 | 2.28 | 2.31 | 2.34 | 2.36 | 2.38 | 2.40 |
|-----------|------------------|------|------|------|------|------|------|------|
| Austin    | 2.45<br>o<br>xxx | o    | -    | o    | o    | -    | xo   | -    |
| Sotomayor | -                | o    | -    | o    | -    | o    | -    | x-   |
| Conway    | o                | o    | -    | xo   | -    | xo   | xxx  |      |
| Grant     | -                | -    | -    | o    | -    | xxo  | xxx  |      |
| Drake     | o                | -    | xo   | -    | o    | xxx  |      |      |
| Kemp      | o                | -    | o    | xo   | o    | xxx  |      |      |
| Sjöberg   | -                | o    | -    | xxo  | x    |      |      |      |
| Noji      | o                | -    | xo   | xxx  |      |      |      |      |

All of top-8 passed 2.15

In 1989, Sotomayor made history by becoming the first man to leap eight feet (2.43). The Cuban looked set for victory when he cleared 2.36 on his first attempt, but an ankle injury meant that he was forced to retire after one failure at 2.40. This meant that the gold medal went to the unheralded American Charles Austin, who had cleared 2.38 on his second attempt. Sotomayor went over to congratulate both Austin and Conway as soon as he realised he could compete no more.

The 24 year-old Texan had earlier taken a big risk by passing at 2.36. He ended the contest by failing three times at 2.45. The bronze medal also went to the USA, while in fourth place was Grant, who had courageously started the contest at 2.31.

#### Qualifying round (2.30 or top 12 to final) (Aug 31)

**Group A qualifiers:** Austin, Grant, Ortiz, Topić, Kemp, Noji & Povarnitsyn 2.27

**Non-qualifiers:** Ian Garrett AUS, Takahisa Yoshida JPN, Róbert Ruffini TCH & Georgi Dakov BUL 2.24; Hákon Särnblom NOR, Fouad Fahriedin JOR, Zhou Zhonghe CHN, Steve Smith GBR & Michael Mikkelsen DEN 2.20; Jarosław Kotewicz POL & Roger Te Puni NZL 2.15; Fernando Moreno ARG NH

**Group B qualifiers:** Partyka, Sotomayor, Paklin, Conway, Sjöberg & Hoen 2.27

**Non-qualifiers:** Juha Isolehto FIN, Othmane Belfaa ALG, Sorin Matei ROU, Gustavo Becker ESP, Tim Forsyth AUS & Alex Zaliauskas CAN 2.24; Sergey Dymchenko URS & Xu Yang CHN 2.20; David Anderson AUS 2.15; Karl Scatliffe IVB 2.05; Valery Abugattas PER 2.00; Emmanuel Ngadjadoum CHA & Khalid Ahmed Mousa SUD 1.90; Geoff Parsons GBR DNS

### Stuttgart 1993

#### Final (Aug 22)

|  |     |      |
|--|-----|------|
| 1, Javier Sotomayor  | CUB | 2.40 |
| 2, Artur Partyka   | POL | 2.37 |
| 3, Steve Smith   | GBR | 2.37 |
| 4, Ralf Sonn   | GER | 2.34 |
| 5, Troy Kemp   | BAH | 2.34 |
| 6, Hollis Conway   | USA | 2.34 |
| 7, Arturo Ortiz  | ESP | 2.31 |
| 8, Tony Barton   | USA | 2.31 |
| 9, Tim Forsyth AUS 2.28; 10, Oleg Zhukovskiy BLR 2.28; =11, Jean-Charles Gicquel FRA & Róbert Ruffini SVK 2.25 |     |      |

| Series    | 2.15             | 2.20 | 2.25 | 2.28 | 2.31 | 2.34 | 2.37 | 2.40 |
|-----------|------------------|------|------|------|------|------|------|------|
| Sotomayor | 2.46<br>-<br>xxx | -    | o    | -    | -    | o    | o    | xo   |
| Partyka   | o                | -    | xo   | -    | o    | x    | o    | xxx  |
| Smith     | -                | -    | o    | -    | xxo  | xo   | o    | xxx  |
| Sonn      | -                | o    | -    | o    | o    | o    | xxx  |      |
| Kemp      | -                | -    | o    | -    | xo   | o    | xxx  |      |
| Conway    | -                | -    | xo   | -    | xo   | xo   | x    | xx   |
| Ortiz     | -                | o    | -    | o    | xo   | xx   | x    |      |
| Barton    | o                | -    | o    | o    | xxo  | xxx  |      |      |

On his third appearance in a World Championship final, Sotomayor finally won the title. He needed just five jumps, but was pushed by Partyka and Smith. A record total of seven men had attempted 2.37, two of whom (Sonn and Conway) passed after failing once, before going in vain up to 2.40.

The Cuban, Polish and British jumpers all cleared 2.37 on their first attempts. This matched the national records of Partyka and Smith, before both went out at 2.40. Sotomayor made this height on his second attempt, then had two tries at 2.46. The second of these was quite reasonable. He passed his final chance, admitting he had been distracted by the runners in the 10,000m final.

"It was not to be today," said the world record holder. "I'm content with the result. The crowd were very good."

The crowd were particularly thrilled by the performance of Sonn, who led briefly after becoming the first man clear at 2.34. This was an outdoor personal best for the German.

#### Qualifying Round (2.31 or top 12 to final) (Aug 20)

**Group A qualifiers:** Sonn, Partyka & Conway 2.28; Gicquel & Ortiz 2.25

**Non-qualifiers:** Juha Isolehto FIN, Dalton Grant GBR, Steinar Hoen NOR, Aleksey Yemelin RUS, Roberto Ferrari ITA 2.25; Brendan Reilly GBR & Lee Jin-Taek KOR, Marino Drake CUB & Dragutin Topić IWP 2.20; Robert Marinov BUL 2.15; Mark Mandy IRL & Satoru Nonaka JPN 2.10; Fakhr Aldien Gor JOR & Karl Scatliffe IVB 2.05; Lambros Papakostas GRE NH

**Group B qualifiers:** Barton, Forsyth, Smith, Sotomayor, Zhukovskiy, Kemp & Ruffini 2.28

**Non-qualifiers:** Hendrik Beyer GER & Takahisa Yoshida JPN 2.25; Rick Noji USA, Alex Zaliauskas CAN, Xavier Robilliard FRA, Gustavo Becker ESP, Georgi Dakov BUL & Itai Margalit ISR 2.20; Othmane Belfaa ALG & Igor Paklin KGZ 2.15; Hugo Muñoz PER 2.10; Antonio Pazzaglia SMR 2.05; Patrik Sjöberg SWE DNS

### Gothenburg 1995

#### Final (Aug 8)

|   |     |      |
|---|-----|------|
| 1, Troy Kemp  | BAH | 2.37 |
| 2, Javier Sotomayor                                 | CUB | 2.37 |
| 3, Artur Partyka                                    | POL | 2.35 |
| =4, Steve Smith                                     | GBR | 2.35 |
| Steinar Hoen  | NOR | 2.35 |
| 6, Patrik Sjöberg                                   | SWE | 2.32 |
| 7, Tony Barton                                      | USA | 2.29 |
| =8, Tim Forsyth                                     | AUS | 2.25 |
| Dragutin Topić                                      | YUG | 2.25 |
| Jarosław Kotewicz                                   | POL | 2.25 |
| 11, Ian Thompson BAH 2.25; 12, Bi Hongyong CHN 2.15 |     |      |

| Series    | 2.15 | 2.20 | 2.25 | 2.29 | 2.32 | 2.35 | 2.37 | 2.39 |
|-----------|------|------|------|------|------|------|------|------|
| Kemp      | -    | -    | o    | o    | -    | xo   | xo   | xxx  |
| Sotomayor | -    | -    | xxo  | -    | o    | o    | xxo  | xxx  |
| Partyka   | o    | -    | o    | -    | x    | o    | xxx  |      |
| Smith     | -    | -    | -    | o    | -    | xxo  | xx   | x    |
| Hoen      | -    | o    | o    | o    | o    | xxo  | xxx  |      |
| Sjöberg   | -    | -    | o    | -    | o    | xxx  |      |      |
| Barton    | -    | o    | o    | o    | xx   | -    | x    |      |
| Forsyth   | -    | o    | o    | xxx  |      |      |      |      |
| Topić     | o    | -    | o    | xxx  |      |      |      |      |
| Kotewicz  | o    | -    | o    | xxx  |      |      |      |      |

Hampered by a foot injury, Sotomayor lost for the first time at a major championship since Tokyo in 1991. The Cuban needed three tries at 2.25 but then shortened his run-up and went over 2.32 and 2.35 with no problems. After this height, five men were still in and the leader was Partyka.

The Pole was to end up with a bronze medal, for only Sotomayor and Kemp made it over 2.37. The Bahamian needed two tries to Soto's three. At 2.39, Sotomayor put on a pair of sunglasses as the sun was shining into the faces of the jumpers. He was very close but knocked down the bar on all three tries. Kemp's attempts were not as near, but he took the gold on countback.

#### Qualifying round (2.29 or top 12 to final) (Aug 6)

**Group A qualifiers:** Smith, Topić, Barton 2.29; Kemp, Hoen, Kotewicz & Bi 2.27

**Non-qualifiers:** Sorin Matei ROU 2.27; Wolfgang Kreissig GER, Gilmar Mayo COL, Dimitris Kokotis GRE, Arturo Ortiz ESP, Lee Jin-Taek KOR & Chris Anderson AUS 2.24; Charles Lefrançois CAN, Mark Mandy IRL 2.15; Róbert Ruffini SVK 2.10; Antonio Pazzaglia SMR 2.00

**Group B qualifiers:** Forsyth 2.29; Sotomayor, Sjöberg, Partyka & Thompson 2.27  
**Non-qualifiers:** Charles Austin USA, Dalton Grant GBR & Lambros Papakostas GRE 2.27; Hendrik Beyer GER, Hákon Särnblom NOR, Brendan Reilly GBR 2.24 & Konstantin Matusevich ISR 2.24; Khemraj Naiko MRI, Oleg Zhukovskiy BLR, Rick Noji USA, Ralf Sonn GER 2.20; Juha Isolehto FIN NH

### Athens 1997

#### Final (Aug 6)

|                     |     |      |
|---------------------|-----|------|
| 1, Javier Sotomayor | CUB | 2.37 |
| 2, Artur Partyka    | POL | 2.35 |
| 3, Tim Forsyth      | AUS | 2.35 |



|  |     |      |
|--|-----|------|
| =4, Steinar Hoen   | NOR | 2.32 |
| Dalton Grant   | GBR | 2.32 |
| 6, Lambros Papakostas  | GRE | 2.32 |
| 7, Konstantin Matusevich   | ISR | 2.29 |
| 8, Lee Jin-Taek  | KOR | 2.29 |
| 9, Martin Buss GER 2.29; 10, Gilmar Mayo COL 2.29; 11, Sergey Klyugin RUS 2.29; 12, Jan Janku CZE 2.25 |     |      |

| Series     | 2.20 | 2.25 | 2.29 | 2.32 | 2.35 | 2.37 | 2.39 | 2.41 |
|------------|------|------|------|------|------|------|------|------|
| Sotomayor  | -    | o    | -    | o    | o    | xo   | -    | xxx  |
| Partyka    | o    | -    | o    | -    | xo   | xx   | x    |      |
| Forsyth    | o    | xo   | -    | o    | xo   | x    | xx   |      |
| Hoen       | -    | o    | o    | o    | xx   | x    |      |      |
| Grant      | -    | -    | -    | o    | xxx  |      |      |      |
| Papakostas | -    | o    | o    | xo   | xx   | x    |      |      |
| Matusevich | o    | o    | o    | xxx  |      |      |      |      |
| Lee        | xo   | o    | o    | xxx  |      |      |      |      |

Happily recovered from the injuries which had led to the loss of his Olympic crown the previous year, Sotomayor further enhanced his claims to being considered the greatest of all high jumpers by regaining this title. Five men were still left in as the bar was raised to 2.37 but the Cuban was the only one successful. Another remarkable big time competitor, Partyka medalled for the third consecutive time, taking silver on countback against Forsyth.

Grant, ever the showman, came in at the greatest starting height ever attempted (2.32), daring indeed for a man who hadn't gone higher than 2.28 all season. His gamble appeared to be paying off when his first time clearance took him into the lead, but the next height of 2.35 eluded him and he had to settle for equal fourth place with European champion Hoen.

#### Qualifying Round (2.28 or top 12 to final) (Aug 4)

**Group A qualifiers:** Lee, Mayo, Papakostas & Buss 2.28

**Non-qualifiers:** Charles Austin USA 2.26; Charles LeFrançois CAN, Staffan Strand SWE, Dragutin Topić YUG, Mark Boswell CAN, Jarosław Kotewicz POL, Mark Mandy IRL, Elvir Krehmić BIH & Brendan Reilly GBR 2.23; Tomás Janku CZE, Arturo Ortiz ESP & Randy Jenkins USA 2.19; Kostas Liapis GRE 2.15

**Group B qualifiers:** Hoen, Sotomayor, Partyka, Forsyth, Matusevich, Grant 2.28

**Non-qualifiers:** Jan Janku CZE, Sergey Klyugin RUS, Steve Smith GBR 2.26; Didier Detchenique FRA, Brian Brown USA, Stevan Zorić YUG, Mustapha Raïfak FRA & Dimitris Kokotis GRE 2.23; Glenn Howard NZL, Julio Luciano DOM, Michiya Onoue JPN & Khemraj Naiko MRI 2.15

### Seville 1999

#### Final (Aug 23)

|                       |     |      |
|-----------------------|-----|------|
| 1, Vyacheslav Voronin | RUS | 2.37 |
| 2, Mark Boswell       | CAN | 2.35 |
| 3, Martin Buss        | GER | 2.32 |
| 4, Dragutin Topić     | YUG | 2.32 |
| 5, Staffan Strand     | SWE | 2.29 |
| =6, Kwaku Boateng     | CAN | 2.29 |
| Lee Jin-Taek          | KOR | 2.29 |
| =8, Charles Austin    | USA | 2.29 |
| Brendan Reilly        | IRL | 2.29 |

=10, Wilbert Pennings NED, Abderrahmane Hammad ALG & Stefan Holm SWE 2.25; Steve Smith GBR NH

| Series  | 2.20 | 2.25 | 2.29 | 2.32 | 2.35 | 2.37 | 2.40 |
|---------|------|------|------|------|------|------|------|
| Voronin | o    | -    | o    | o    | o    | o    | xxx  |
| Boswell | o    | -    | xxo  | -    | xxo  | xxx  |      |
| Buss    | o    | o    | o    | o    | xxx  |      |      |
| Topić   | o    | o    | o    | xxo  | xxx  |      |      |
| Strand  | o    | -    | o    | xxx  |      |      |      |
| Boateng | o    | xxo  | o    | xxx  |      |      |      |
| Lee     | o    | xxo  | o    | xxx  |      |      |      |
| Austin  | o    | -    | xxo  | xx   | x    |      |      |
| Reilly  | -    | o    | xxo  | xxx  |      |      |      |

With Javier Sotomayor serving a suspension and Smith making it to the final but cruelly handicapped by an Achilles tendon injury, there was no obvious favourite but when the serious jumping started it became clear that the man in form was Voronin, the world indoor silver medalist. He kept a faultless card up to and including a personal best and 1999 world leading 2.37, failing only at 2.40. "I was so excited that my technique deserted me," said the Russian.

Also inspired to new heights – in his case a Canadian record of 2.35 – was Jamaican-born Boswell, the 1996 world junior champion. Aware that his injury might stand up only to two or three jumps, Smith entered at an unprecedented 2.35 but failed once at that and 2.37 before aborting his final attempt in pain. Klyugin, who would be crowned Olympic Champion the following year, could manage only 2.20 in the qualifying contest and failed to advance.

#### Qualifying round (2.29 or top 12 to final) (Aug 21)

**Group A qualifiers:** Boateng, Voronin, Topić, Austin, Buss, Strand, Pennings & Hammad 2.29

**Non-qualifiers:** Gilmar Mayo COL 2.23; Anthony Idiata NGR, Konstantin Matusevich ISR, Elvir Krehmić BIH, & Ben Challenger GBR 2.20; Andriy Sokolovskiy UKR & Lámbros Papakóstas GRE 2.15; Metin Durmuşoğlu TUR NH

**Group B qualifiers:** Holm, Boswell, Lee, Reilly & Smith 2.26

**Non-qualifiers:** Wolfgang Kreissig GER 2.26; Tim Forsyth AUS 2.26; Dejan Milošević SLO, Sergey Dymchenko UKR & Jan Jankú CZE 2.23; Jean-Claude Rabbath LBN, Sergey Klyugin RUS & Henry Patterson USA 2.20; Charles Clinger USA & Takahiro Kimino JPN 2.15

### Edmonton 2001

#### Final (Aug 8)

|                      |     |      |
|----------------------|-----|------|
| 1, Martin Buss       | GER | 2.36 |
| =2, Yaroslav Rybakov | RUS | 2.33 |
| Vyacheslav Voronin   | RUS | 2.33 |
| =4, Sergey Klyugin   | RUS | 2.30 |
| Stefan Holm          | SWE | 2.30 |
| =6, Mark Boswell     | CAN | 2.25 |
| Staffan Strand       | SWE | 2.25 |
| 8, Kwaku Boateng     | CAN | 2.25 |

=9, Abderrahmane Hammad ALG & Charles Austin USA 2.20; 11, Gilmar Mayo COL 2.20; Javier Sotomayor CUB DQ (r40.9) (2.33)

**Rightful finalist:** Jan Jankú CZE

| Series     | 2.20 | 2.25 | 2.30 | 2.33 | 2.36 |
|------------|------|------|------|------|------|
| Buss       | o    | o    | o    | x    | xo   |
| Rybakov    | o    | o    | o    | o    | xxx  |
| Voronin    | -    | o    | o    | o    | xxx  |
| Klyugin    | o    | -    | xo   | xxx  |      |
| Holm       | o    | o    | xo   | x    | xx   |
| Boswell    | o    | o    | -    | xxx  |      |
| Strand     | -    | o    | xx   | x    |      |
| Boateng    | o    | xxo  | x    | xx   |      |
| [Sotomayor | -    | o    | xo   | o    | xxx] |

One of the biggest shocks in Edmonton was provided by Germany's Buss. The 1999 bronze medallist had not bettered 2.30 outdoors since Seville, but in Edmonton he chose the perfect time to set a personal best of 2.36. He had failed once at 2.33 whereas Rybakov, Voronin and former champion Sotomayor went over the first time. Those three plus Buss and Holm all failed 2.36 on their first try, then the German surprised everyone by succeeding on the second (and his final) round.

Sotomayor's fourth place marked the end of a long career, but after the championships it was revealed that he had failed a doping control test in July 2001. He later admitted to the offence, which resulted in a life ban as he had already served another suspension in 1999/2000. Consequently, his Edmonton performances were annulled.

#### Qualifying round (2.29 or top 12 to final) (Aug 5)

**Group A qualifiers:** Austin, Strand, Boswell, Rybakov & Buss 2.27; Klyugin 2.25

**Non-qualifiers:** Jan Jankú CZE & Sergey Dymchenko UKR 2.25; Mika Polku FIN, Dave Furman USA & Elvir Krehmić BIH 2.20; Grzegorz Sposób POL & Jacques Freitag RSA 2.15

**Group B qualifiers:** Voronin, Holm, Hammad & Boateng 2.27; Mayo 2.25; Sotomayor DQ (r40.9) (2.27)

**Non-qualifiers:** Nathan Leeper USA 2.25; Ben Challenger GBR, Aleksey Kravtsov RUS & Einar Karl Hjartarson ISL 2.20; Andrey Sokolovskiy UKR 2.15; Eugène Ernesta SEY NH

### Paris 2003

#### Final (Aug 25)

|                    |     |      |
|--------------------|-----|------|
| 1, Jacques Freitag | RSA | 2.35 |
| 2, Stefan Holm     | SWE | 2.32 |
| 3, Mark Boswell    | CAN | 2.32 |

|     |                         |     |      |
|-----|-------------------------|-----|------|
| 4,  | Mikhail Tsvetkov        | RUS | 2.29 |
| 5,  | Germaine Mason          | JAM | 2.29 |
| 6,  | Grzegorz Sposób         | POL | 2.29 |
| 7,  | Jamie Nieto             | USA | 2.29 |
| 8,  | Andrey Sokolovskiy      | UKR | 2.29 |
| 9,  | Yaroslav Rybakov        | RUS | 2.29 |
| 10, | Aleksander Walerianczyk | POL | 2.25 |
| 11, | Jaroslav Bába           | CZE | 2.25 |
| 12, | Matt Hemingway          | USA | 2.25 |
| 13, | Roman Fricke            | GER | 2.20 |

| Series      | 2.15 | 2.20 | 2.25 | 2.29 | 2.32 | 2.35 |
|-------------|------|------|------|------|------|------|
| Freitag     | -    | o    | xo   | o    | o    | xo   |
| Holm        | -    | o    | o    | o    | xo   | xxx  |
| Boswell     | -    | -    | o    | -    | xxo  | xxx  |
| Tsvetkov    | o    | o    | o    | o    | xxx  |      |
| Mason       | -    | xo   | xo   | o    | xxx  |      |
| Sposób      | xo   | xxo  | o    | o    | xxx  |      |
| Nieto       | -    | o    | o    | xo   | xxx  |      |
| Sokolovskiy | o    | o    | xo   | xxo  | xxx  |      |

The qualifying standard was the highest ever with some leaps of 2.27 insufficient for advancement. In the final, eight men were in to try 2.32, but only three afterwards. An order was established among those three because Freitag made 2.32 on his first try, Holm on his second and Boswell on his third. At 2.35 all three failed the first time, then in the second round Freitag went clear to consolidate his lead from the Swede. The 2.07 tall South African knelt down to kiss the point at which he took off. After ankle reconstruction one year earlier, Freitag had been told by doctors that there was only a 50% chance he would be able to jump again.

#### Qualifying round (2.29 or top 12 to final) (Aug 23)

**Group A qualifiers:** Tsvetkov, Holm & Nieto 2.29; Boswell, Rybakov & Walerianczyk 2.27

**Non-qualifiers:** Gennadiy Moroz BLR 2.27; Tomás Jankú CZE, Andrea Bettinelli ITA & Stefan Vasilache ROU 2.25; Fabrício Romero BRA, Michał Bieniek POL, Staffan Strand SWE, Oskari Frösén FIN 2.20; & Rozle Prezelj SLO 2.20; Alfredo Deza PER NH

**Group B qualifiers:** 1, Sokolovskiy, Bába, Freitag, Mason & Sposób 2.29; Fricke & Hemingway 2.25

**Non-qualifiers:** Andrey Chubsa BLR 2.27; Aleksey Lesnichiy BLR, Martin Stauffer SUI & Alessandro Talotti ITA 2.25; Abderahmane Hammad ALG, Pyotr Braykov RUS, Wilbert Pennings NED, Nicola Ciotti ITA & Tora Harris USA 2.20

## Helsinki 2005

### Final (Aug 14)

|     |                    |     |      |
|-----|--------------------|-----|------|
| 1,  | Yuriy Krymarenko   | UKR | 2.32 |
| =2, | Victor Moya        | CUB | 2.29 |
|     | Yaroslav Rybakov   | RUS | 2.29 |
| 4,  | Mark Boswell       | CAN | 2.29 |
| =5, | Jaroslav Bába      | CZE | 2.29 |
|     | Nicola Ciotti      | ITA | 2.29 |
| 7,  | Stefan Holm        | SWE | 2.29 |
| 8,  | Vyacheslav Voronin | RUS | 2.29 |

9, Dragutin Topić SCG 2.25; 10, Kyriacos Ioannou CYP 2.25; =11, Oskari Frösén FIN 2.20 & Matt Hemingway USA 2.20; 13, Andriy Sokolovskiy UKR 2.20

| Series     | 2.15 | 2.20 | 2.25 | 2.29 | 2.32 |
|------------|------|------|------|------|------|
| Krymarenko | o    | o    | xo   | o    | xxo  |
| Moya       | o    | o    | o    | o    | xxx  |
| Rybakov    | -    | o    | o    | o    | xxx  |
| Boswell    | -    | o    | xo   | o    | xxx  |
| Bába       | -    | o    | o    | xo   | xxx  |
| Ciotti     | -    | o    | o    | xo   | xxx  |
| Holm       | -    | o    | xo   | xo   | xxx  |
| Voronin    | -    | xo   | o    | xxo  | xxx  |

The qualifying height for the final was 2.29, but when the two simultaneous pools saw just 10 clear 2.27, the two jumpers with a clean slate at 2.24 (Rybakov and Frösén) were added to the final. The most highly-regarded athlete who failed to make the final was defending champion Freitag. Holm, the Olympic Champion, was favoured to win, but one failure at 2.25 and two at 2.29 meant that he was down in seventh place. Leading were Rybakov and relative newcomer Moya, who had not suffered a single failure. The least-known of the eight men over 2.29 was Krymarenko, and, as the last man jumping, came up for his third attempt at 2.32 with little expectation of success from the crowd. Krymarenko hit the bar, but it stayed on, and the Ukrainian second

string jumper became the most unexpected global winner since Robert Shavlakadze's Olympic win of 1960.

The modest heights in the final were perhaps due to the bright sun shining into the faces of the jumpers over the crossbar. Even so Krymarenko's high point on his best effort was measured at 2.40 compared with 2.38 by Moya.

#### Qualifying round (2.29 or top 12 to final) (Aug 12)

**Group A qualifiers:** Ciotti, Topić, Bába, Voronin, Sokolovskiy, Frösén, Hemingway 2.27

**Non-qualifiers:** Ben Challenger GBR & Jesse Williams USA 2.24; Grzegorz Sposób POL 2.20; László Boros HUN, Jean-Claude Rabbath LBN, Andrey Tereshin RUS, Manjula Kumara Wijesekera SRI & Gennadiy Moroz BLR 2.15

**Group B qualifiers:** Moya, Holm, Boswell, Ioannou, Krymarenko 2.27; Rybakov 2.24

**Non-qualifiers:** Mickael Hanany FRA & Andrea Bettinelli ITA 2.24; Jacques Freitag RSA, Kyle Lancaster USA, Svatoslav Ton CZE & Naoyuki Daigo JPN 2.20; Alessandro Talotti ITA & Stefan Vasilache ROU NH

## Osaka 2007

### Final (Aug 29)

|     |                  |     |      |
|-----|------------------|-----|------|
| 1,  | Donald Thomas    | BAH | 2.35 |
| 2,  | Yaroslav Rybakov | RUS | 2.35 |
| 3,  | Kyriacos Ioannou | CYP | 2.35 |
| 4,  | Stefan Holm      | SWE | 2.33 |
| =5, | Tomás Jankú      | CZE | 2.30 |
|     | Victor Moya      | CUB | 2.30 |
| 7,  | Eike Onnen       | GER | 2.26 |
| 8,  | Jaroslav Bába    | CZE | 2.26 |

9, Kabelo Kgosiemang BOT 2.26; 10, Tom Parsons GBR 2.26; =11, Michał Bieniek POL & Andrey Silnov RUS 2.21; 13, Jessé de Lima BRA 2.21; 14, Martyn Bernard GBR 2.21; 15, Linus Thörnblad SWE 2.16

| Series  | 2.16 | 2.21 | 2.26 | 2.30 | 2.33 | 2.35 | 2.37 |
|---------|------|------|------|------|------|------|------|
| Thomas  | -    | xo   | xo   | o    | xxo  | o    | xxx  |
| Rybakov | -    | o    | o    | o    | o    | xo   | xxx  |
| Ioannou | o    | o    | o    | xo   | xo   | xo   | xxx  |
| Holm    | -    | o    | o    | o    | o    | xxx  |      |
| Jankú   | o    | o    | o    | o    | xxx  |      |      |
| Moya    | o    | o    | o    | o    | xxx  |      |      |
| Onnen   | o    | -    | o    | x    | xx   |      |      |
| Bába    | o    | o    | xo   | xxx  |      |      |      |

The pre-championship world list was headed by Thomas and Holm with 2.35, but the Swedish Olympic Champion was favourite to win over the inexperienced Bahamian who had only converted from basketball nineteen months earlier. The qualifying saw a record 15 men clear 2.29.

Six men got over 2.30 in the final, with Holm, Rybakov, Moya and Janku all without any losses. Holm and Rybakov cleared 2.33 first time, while Ioannou made 2.33 on his second attempt and Thomas got over on his final try. So it looked as though gold would be contested between the tall (1.98) Russian and the relatively short (1.81) Swede. The form book was then turned on its head, as Thomas cleared first time at 2.35 with his unique variation of the Fosbury Flop which was described as a "reverse wiggle." Rybakov and Ioannou got over third time, and Holm was left out of the medals.

#### Qualifying round (2.29 or top 12 to final) (Aug 27)

**Group A qualifiers:** Onnen, Silnov, Jankú, Holm, de Lima, Parsons, Kgosiemang & Bieniek 2.29

**Non-qualifiers:** Andrea Bettinelli ITA, Rozle Prezelj SLO, Oskari Frösén FIN & Yuriy Krymarenko UKR 2.26; Peter Horák SVK, Andrey Tereshin RUS & Jesse Williams USA 2.23; Niki Palli ISR. Naoyuki Daigo JPN & Huang Haiqiang CHN 2.19; Abderahmane Hammad ALG 2.14; William Woodcock SEY NH

**Group B qualifiers:** Thörnblad, Rybakov, Bába, Moya, Bernard, Thomas & Ioannou 2.29

**Non-qualifiers:** Jamie Nieto USA, Nicola Ciotti ITA & Svatoslav Ton CZE 2.26; Dmytro Demyanyuk UKR 2.23; Aleksander Walerianczyk POL, Germaine Mason GBR, Dragutin Topić SRB, Gerardo Martínez MEX, Jim Dilling USA & Sergey Zasimovich KAZ 2.19; Javier Bermejo ESP & James Grayman ANT 2.14

## Berlin 2009

### Final (Aug 21)

|    |                  |     |      |
|----|------------------|-----|------|
| 1, | Yaroslav Rybakov | RUS | 2.32 |
| 2, | Kyriacos Ioannou | CYP | 2.32 |

|                    |     |      |
|--------------------|-----|------|
| =3, Raul Spank     | GER | 2.32 |
| Sylwester Bednarek | POL | 2.32 |
| =5, Jaroslav Bába  | CZE | 2.23 |
| Mickaël Hanany     | FRA | 2.23 |
| Martijn Nuyens     | NED | 2.23 |
| Linus Thörnblad    | SWE | 2.23 |

9, Andra Manson USA 2.23; 10, Ivan Ukhov RUS 2.23; =11, Giulio Ciotti ITA & Keith Moffatt USA 2.23; 13, Kabelo Kgosiemang BOT 2.18

| Series    | <u>2.18</u> | <u>2.25</u> | <u>2.28</u> | <u>2.32</u> | <u>2.35</u> |
|-----------|-------------|-------------|-------------|-------------|-------------|
| Rybakov   | o           | o           | xo          | o           | xxx         |
| Ioannou   | o           | o           | xxo         | o           | xxx         |
| Spank     | o           | o           | xxo         | xo          | xxx         |
| Bednarek  | xo          | o           | xo          | xo          | xxx         |
| Bába      | o           | o           | xxx         |             |             |
| Hanany    | o           | o           | xxx         |             |             |
| Nuyens    | o           | o           | xxx         |             |             |
| Thörnblad | o           | o           | xxx         |             |             |

The wet conditions severely affected the run-up and neither Manson nor Ukhov, two of the three men who had cleared 2.35 earlier in the season, could go higher than 2.23. Such were the conditions that only four men managed to do so. No-one made 2.28 the first time, Bednarek and Rybakov were able to clear on their second jumps. Ioannou and Spank made it on their third.

Rybakov and Ioannou then cleared 2.32 first attempt, and the other two made the height with their second jumps. Spank equalled his best but the ecstatic Bednarek had improved by 4cm. When no-one cleared 2.35, the failures at earlier heights determined the finishing order. For Rybakov, who had won three silver medals previously, this was a sweet moment, though he played down his feelings – “I am not an emotional person ... perhaps when I hear the Russian national anthem I [will] perhaps start to feel something.”

Neither of the two previous World Champions (Krymarek and Thomas) made the final.

#### Qualifying round (2.30 or top 12 to final) (Aug 19)

**Group A qualifiers:** Ioannou, Kgosiemang & Rybakov 2.30; Ciotti, Nuyens, Moffatt & Bába 2.27

**Non-qualifiers:** Konstadinos Baniótiis GRE, Trevor Barry BAH, Andrey Tereshin RUS & Tora Harris USA 2.24; Andriy Protsenko UKR & Grzegorz Sposób POL 2.20; Dragutin Topić SRB 2.15

**Group B qualifiers:** Thörnblad, Spank, Manson, Ukhov & Hanany 2.30; Bednarek 2.27

**Non-qualifiers:** Jessé de Lima BRA & Donald Thomas BAH 2.27; Yuriy Krymarek UKR & Oskari Frösén FIN 2.24; Javier Bermejo ESP, Naoyuki Daigo JPN, Viktor Shapoval UKR & Peter Horák SVK 2.20; Artyom Zaytsev BLR & Majed Aldin Gazal SYR 2.15

## Daegu 2011

### Final (Sep 1)

|                             |     |      |
|-----------------------------|-----|------|
| 1, Jesse Williams           | USA | 2.35 |
| 2, Aleksey Dmitrik          | RUS | 2.35 |
| 3, Trevor Barry             | BAH | 2.32 |
| 4, Jaroslav Bába            | CZE | 2.32 |
| =5, Dimítrios Chondrokoúkis | GRE | 2.32 |
| Ivan Ukhov                  | RUS | 2.32 |
| 7, Mutaz Essa Barshim       | QAT | 2.32 |
| 8, Aleksandr Shustov        | RUS | 2.29 |

9, Raul Spank GER 2.29; 10, Zhang Guowei CHN 2.25; 11, Donald Thomas BAH 2.20; =12, Darwin Edwards LCA & Dmytro Demyanyuk UKR 2.20

| Series        | <u>2.20</u> | <u>2.25</u> | <u>2.29</u> | <u>2.32</u> | <u>2.35</u> | <u>2.37</u> |
|---------------|-------------|-------------|-------------|-------------|-------------|-------------|
| Williams      | o           | o           | o           | o           | o           | xxx         |
| Dmitrik       | o           | o           | xo          | xo          | xo          | xxx         |
| Barry         | o           | o           | -           | o           | xxx         |             |
| Bába          | o           | o           | xxo         | o           | xxx         |             |
| Chondrokoúkis | o           | o           | o           | xxo         | xxx         |             |
| Ukhov         | o           | o           | o           | xxo         | xxx         |             |
| Barshim       | o           | xo          | xo          | xxo         | xxx         |             |
| Shustov       | o           | xo          | o           | xxx         |             |             |

The only athletes to have jumped higher than 2.35 in 2011 before Daegu were the three Russians, all of whom had cleared 2.36, and Williams, who cleared 2.37 to win the US title. In two previous attempts Williams had failed to make the final, but this time he was

faultless at five heights up to and including 2.35. A group of six men followed Williams clear at 2.32, headed by Barry, who set a personal best in so doing. Dmitrik was the only one of that half dozen to clear 2.35, but did so on his second attempt. He needed 2.37 to win, and with both men failing, Williams was the winner.

It was noted that Williams spent much of the competition sat with his back to the high jump bed. Why? “There were a lot of good guys out there,” he explained. “I wanted to be sure I wasn’t influenced by what they were doing and focus on myself.”

#### Qualifying round (2.31 or top 12 to final) (Aug 30)

**Group A qualifiers:** Edwards, Williams, Thomas, Bába, Demyanyuk 2.31; Dmitrik 2.28

**Non-qualifiers:** Erik Kynard USA, Eike Onnen GER, Konstadinos Baniótiis GRE & Bogdan Bondarenko UKR 2.28

Tom Parsons GBR, Raivydas Stanys LTU & Rožle Prezelj SLO 2.25; Majed El Dein Ghazal SYR, Edgar Rivera MEX & Víctor Moya CUB 2.21; Yun Ye-Hwang KOR NH

**Group B qualifiers:** Chondrokoúkis, Barshim, Ukhov, Shustov & Zhang 2.31; Barry & Spank 2.28

**Non-qualifiers:** Viktor Ninov BUL 2.28; Silvano Chesani ITA 2.25; Diego Ferrín ECU, Kabelo Kgosiemang BOT, Andriy Protsenko UKR & Martyn Bernard GBR 2.21; Dusty Jonas USA, Osku Torro FIN & Dmitry Kroyter ISR 2.16; Kyriakos Ioannou CYP DNS

## Moscow 2013

### Final (Aug 15)

|                       |     |      |
|-----------------------|-----|------|
| 1, Bogdan Bondarenko  | UKR | 2.41 |
| 2, Mutaz Essa Barshim | QAT | 2.38 |
| 3, Derek Drouin       | CAN | 2.38 |
| 4, Ivan Ukhov         | RUS | 2.35 |
| 5, Erik Kynard        | USA | 2.32 |
| 6, Donald Thomas      | BAH | 2.32 |
| 7, Aleksandr Shustov  | RUS | 2.32 |
| 8, Robbie Grabarz     | GBR | 2.29 |

9, Zhang Guowei CHN 2.29; =10, Kabelo Kgosiemang BOT, Ryan Ingraham BAH & Konstadinos Baniótiis GRE 2.25

| Series     | <u>2.20</u> | <u>2.25</u> | <u>2.29</u> | <u>2.32</u> | <u>2.35</u> | <u>2.38</u> | <u>2.41</u> | <u>2.44</u> |
|------------|-------------|-------------|-------------|-------------|-------------|-------------|-------------|-------------|
| Bondarenko | -           | -           | o           | -           | o           | -           | xo          | -           |
|            | xxx         |             |             |             |             |             |             |             |
| Barshim    | o           | o           | o           | xo          | o           | o           | x           | xx          |
| Drouin     | o           | o           | o           | o           | o           | xo          | x           | xx          |
| Ukhov      | o           | o           | o           | o           | o           | xxx         |             |             |
| Kynard     | o           | o           | o           | xo          | xxx         |             |             |             |
| Thomas     | xo          | o           | o           | xo          | -           | xxx         |             |             |
| Shustov    | o           | o           | xo          | xxo         | xxx         |             |             |             |
| Grabarz    | o           | o           | xo          | xxx         |             |             |             |             |

This event had suddenly proved to be one of the strongest in athletics in 2013 with two men (Bondarenko and Barshim) over 2.40. A further indication of standards came when Grabarz cleared 2.29 – as he had done in London 2012 for the bronze – only to finish eighth in Moscow. Seven men cleared 2.32, of which four made 2.35 the first time. The best of those clearances was by the Ukrainian, whose 2.35 looked good enough to make 2.45. He passed at 2.38, which Barshim then Drouin made to temporarily place 1-2. Olympic Champion Ukhov, returning from injury, was eliminated at this point. Watched by his father and coach, Bondarenko went over 2.41 with his second try. With no failures by the Ukrainian at earlier heights, Barshim and Drouin were forced to try 2.44 with their remaining two attempts. Both failed, leaving the victor to try a world record of 2.46. Two of his three attempts were respectable.

#### Qualifying round (2.31 or top 12 to final) (Aug 13)

**Group A qualifiers:** Shustov, Grabarz, Thomas & Barshim 2.29; Baniótiis, Kgosiemang & Kynard 2.26

**Non-qualifiers:** Jaroslav Bába CZE & Mihai Donișan ROU 2.26; Wang Yu CHN & Andriy Protsenko UKR 2.22; Rožle Prezelj SLO, Michael Mason CAN, Diego Ferrín ECU & Douwe Amels NED 2.17; Bi Xiaoliang CHN & Keith Moffatt USA NH

**Group B qualifiers:** Ukhov, Bondarenko, Zhang, Drouin & Ingraham 2.26

**Non-qualifiers:** Adónios Mástoras GRE, Mickaël Hanany FRA Silvano Chesani ITA & Dusty Jonas USA 2.26; Yuriy Krymarek UKR, Majed El Dein Ghazal SYR, Edgar Rivera MEX & Jesse Williams USA 2.22; Brandon Starc AUS, Ali Mohamed Younes Idris SUD, Aleksey Dmitrik RUS & Szymon Kiecana POL 2.17



## Beijing 2015

## Final (Aug 30)

|                       |     |      |
|-----------------------|-----|------|
| 1, Derek Drouin       | CAN | 2.34 |
| =2, Zhang Guowei      | CHN | 2.33 |
| Bogdan Bondarenko     | UKR | 2.33 |
| 4, Mutaz Essa Barshim | QAT | 2.33 |
| 5, Daniyil Tsyplakov  | RUS | 2.29 |
| 6, Donald Thomas      | BAH | 2.29 |
| 7, Jaroslav Bába      | CZE | 2.29 |
| =8, Erik Kynard       | USA | 2.25 |
| Gianmarco Tamberi     | ITA | 2.25 |

10, Trevor Barry BAH 2.25; 11, Dimitrios Hondrokoúkis CYP 2.25; =12, Brandon Starc AUS & Eike Onnen GER 2.25; 14, Konstadínos Baniótiis GRE 2.20

| Series     | 2.20 | 2.25 | 2.29 | 2.33 | 2.36 | 2.38 | 2.34 | 2.36 |
|------------|------|------|------|------|------|------|------|------|
| Drouin     | o    | o    | o    | o    | xxx  | x    | o    | x--  |
| Bondarenko | -    | o    | -    | o    | xxx  | x    | x    |      |
| Zhang      | o    | o    | o    | o    | xxx  | x    | x    |      |
| Barshim    | o    | o    | xo   | o    | xxx  |      |      |      |
| Tsyplakov  | o    | o    | o    | xxx  |      |      |      |      |
| Thomas     | o    | o    | xo   | -    | xxx  |      |      |      |
| Bába       | o    | xo   | xo   | xxx  |      |      |      |      |
| Kynard     | o    | o    | xxx  |      |      |      |      |      |
| Tamberi    | o    | o    | xxx  |      |      |      |      |      |

Of the big four favourites, only Barshim had any failures before 2.33, but this failure (at 2.29) proved decisive when he and four others all failed three times at 2.36. Of those five, three men had no earlier misses. So Drouin, Bondarenko and Zhang commenced three-way jump-off, the first time this had happened at a World Championship.

All three failed on a fourth attempt at 2.36, but then Drouin cleared 2.34, leaving Bondarenko and Zhang in a tie for second when they missed at that height. "I hoped to make a medal," said the Canadian, "but hoping for and making it actually happen are two different things. I was first on the line-up [to jump], that was good to keep the pressure on the field."

For the first time a jump of 2.29 did not guarantee a place in the final.

## Qualifying round (2.31 or top 12 to final (Aug 28)

**Group A qualifiers:** Drouin, Barshim, Starc, Onnen & Baniótiis 2.31; Barry & Tamberi 2.29

**Non-qualifiers:** JaCorian Duffield USA & Andrii Protsenko UKR 2.29; Wang Yu CHN, Robbie Grabarz GBR, Mihai Donisan ROU, Jesse Williams USA, Ivan Ukhov RUS, Naoto Tobe JPN 2.26; Yuri Krymareenko UKR, Takashi Eto JPN, Kabelo Kgosiemang BOT & Sylwester Bednarek POL 2.22; Ali Mohamed Younes Idris SUD 2.17

**Group B qualifiers:** Zhang, Bondarenko, Hondrokoúkis & Bába 2.31; Tsyplakov, Thomas & Kynard 2.29

**Non-qualifiers:** Majed El Dein Ghazal SYR 2.29; Michael Mason CAN, Joel Baden AUS, Ryan Ingraham BAH & Dmytro Yakovenko UKR 2.26; Mateusz Przybylko GER, Hsiang Chun-Hsieng TPE & Dmitriy Kroyter ISR 2.22; Yuji Hiramatsu JPN, Eugenio Rossi SMR, Matúš Bubeník SVK & Talles Frederico Silva BRA 2.17

## HIGH JUMP

## Multiple Medallists:

|   |                    |     |                          |
|---|--------------------|-----|--------------------------|
| 4 | Javier Sotomayor   | CUB | 91-2, 93-1, 95-2, 97-1   |
|   | Jaroslav Rybakov   | RUS | 01-2=, 05-2=, 07-2, 09-1 |
| 3 | Artur Partyka      | POL | 93-2, 95-3, 97-2         |
| 2 | Gennadiy Avdeyenko | URS | 83-1, 87-2=              |
|   | Mark Boswell       | CAN | 99-2, 03-3               |
|   | Martin Buss        | GER | 99-3, 01-1               |
|   | Vyacheslav Voronin | RUS | 99-1, 01-2=              |
|   | Kyriakos Ioannou   | CYP | 07-3, 09-2               |
|   | Bogdan Bondarenko  | UKR | 13-1, 15-2=              |
|   | Derek Drouin       | CAN | 13-3, 15-1               |

## Most Finals:

|   |               |     |                                       |
|---|---------------|-----|---------------------------------------|
| 6 | Jaroslav Bába | CZE | 03-11, 05-5=, 07-8, 09-5=, 11-4, 15-7 |
|---|---------------|-----|---------------------------------------|

## Most Appearances:

|   |                |                 |  |
|---|----------------|-----------------|--|
| 8 | Dragutin Topić | YUG/IWP/SCG/SRB | 91-9, 93-26=Q, 95-8=, 97-22=Q, 99-4, 05-9, 07-31=Q, 09-30Q |
|---|----------------|-----------------|--|

## Men's High Jump, continued

## National Placings:

|               | 1         | 2            | 3            | 4            | 5            | 6           | 7         | 8            | Points     |
|---------------|-----------|--------------|--------------|--------------|--------------|-------------|-----------|--------------|------------|
| RUS           | 2         | 2+3=         | -            | 2+1=         | 1+1=         | -           | 1         | 2            | 75.5       |
| USA           | 2         | 1            | 1            | -            | 1            | 2           | 2         | 2+2=         | 46         |
| CUB           | 2         | 2+1=         | -            | -            | 2=           | -           | -         | -            | 43.5       |
| SWE           | 1         | 1            | -            | 1+1=         | 1+1=         | 1+1=        | 2         | -            | 40.5       |
| GER           | 1         | -            | 1+1=         | 2+1=         | -            | -           | 2         | 1            | 39         |
| CAN           | 1         | 1            | 2            | 1            | -            | 2=          | -         | 1            | 38         |
| BAH           | 2         | -            | 1            | -            | 1+1=         | 2           | -         | -            | 35.5       |
| POL           | -         | 2            | 1+1=         | -            | -            | 1           | -         | 1=           | 28.8       |
| URS           | 1         | 2=           | -            | 1=           | -            | -           | -         | 1            | 26.5       |
| UKR           | 2         | 1=           | -            | -            | -            | -           | -         | 1            | 23.5       |
| GBR           | -         | -            | 1            | 1+2=         | -            | -           | -         | 1            | 21         |
| CZE           | -         | -            | -            | 1            | 3=           | -           | 1         | 1            | 17.5       |
| QAT           | -         | 1            | -            | 1            | -            | -           | 1         | -            | 14         |
| CYP           | -         | 1            | 1            | -            | -            | -           | -         | -            | 13         |
| CHN           | -         | 1=           | 1            | -            | -            | -           | -         | -            | 12.5       |
| NOR           | -         | -            | -            | 2=           | -            | -           | -         | -            | 9          |
| RSA           | 1         | -            | -            | -            | -            | -           | -         | -            | 8          |
| GRE           | -         | -            | -            | -            | 1=           | 1           | -         | -            | 6.5        |
| AUS           | -         | -            | 1            | -            | -            | -           | -         | 1=           | 6.3        |
| YUG           | -         | -            | -            | 1            | -            | -           | -         | 1=           | 5.3        |
| ITA           | -         | -            | -            | -            | 1=           | -           | -         | 1=           | 4          |
| BER           | -         | -            | -            | -            | 1            | -           | -         | -            | 4          |
| JAM           | -         | -            | -            | -            | 1            | -           | -         | -            | 4          |
| KOR           | -         | -            | -            | -            | -            | 1=          | -         | 1            | 3.5        |
| ROU           | -         | -            | -            | -            | -            | 1           | -         | -            | 3          |
| FRA           | -         | -            | -            | -            | 1=           | -           | -         | -            | 2.5        |
| NED           | -         | -            | -            | -            | 1=           | -           | -         | -            | 2.5        |
| ESP           | -         | -            | -            | -            | -            | -           | 1         | -            | 2          |
| ISR           | -         | -            | -            | -            | -            | -           | 1         | -            | 2          |
| TCH           | -         | -            | -            | -            | -            | -           | 1         | -            | 2          |
| IRL           | -         | -            | -            | -            | -            | -           | -         | 1=           | 0.5        |
| <b>Totals</b> | <b>15</b> | <b>11+8=</b> | <b>10+2=</b> | <b>10+8=</b> | <b>6+12=</b> | <b>8+4=</b> | <b>12</b> | <b>11+7=</b> | <b>540</b> |

## Pole Vault

## Helsinki 1983

## Final (Aug 14)

|                           |     |      |
|---------------------------|-----|------|
| 1, Sergey Bubka           | URS | 5.70 |
| 2, Konstantin Volkov      | URS | 5.60 |
| 3, Atanas Tarev           | BUL | 5.60 |
| 4, Tadeusz Ślusarski      | POL | 5.55 |
| 5, Tom Hintnaus           | BRA | 5.50 |
| 6, Patrick Abada          | FRA | 5.50 |
| 7, Miro Zalar             | SWE | 5.50 |
| =8, Władysław Kozakiewicz | POL | 5.40 |
| Thierry Vigneron          | FRA | 5.40 |

=10, Felix Böhni SUI, František Jansa TCH & Vladimir Polyakov URS 5.40; 13, Jeff Buckingham USA 5.40; 14, Veijo Vannesluoma FIN 5.40; =15, Liang Weiqiang CHN & Günther Lohre FRG 5.25; 17, Jürgen Winkler FRG 5.25; 18, Timo Kuusisto FIN 5.25; 19, Tomomi Takahashi JPN 5.25; 20, Alberto Ruiz ESP 5.10, George Barber CAN, Hermann Fehringer AUT, Tapani Haapakoski FIN, Billy Olson USA, Pierre Quinon FRA, Mike Tully USA & Ivo Yanchev BUL NH

| Series      | 5.25 | 5.40 | 5.50 | 5.55 | 5.60 | 5.65 | 5.70 | 5.75 |
|-------------|------|------|------|------|------|------|------|------|
| Bubka       | -    | o    | o    | -    | xxo  | -    | o    | -    |
|             | xxx  |      |      |      |      |      |      |      |
| Volkov      | -    | o    | -    | -    | o    | -    | x    | xx   |
| Tarev       | -    | xxo  | o    | -    | o    | xxx  |      |      |
| Ślusarski   | -    | xo   | -    | o    | -    | xxx  |      |      |
| Hintnaus    | -    | xo   | o    | -    | xx-  | x    |      |      |
| Abada       | -    | -    | xo   | -    | xxx  |      |      |      |
| Zalar       | -    | xo   | xo   | -    | xxx  |      |      |      |
| Kozakiewicz | -    | o    | x    | xx   |      |      |      |      |
| Vigneron    | o    | o    | xxx  |      |      |      |      |      |

All of top-8 passed 5.10

Like the Helsinki high jump, victory went to a little-known Ukrainian. The contest lasted almost seven hours after the qualifying round was abandoned due to heavy rain and strong winds. All 27 men appeared again in the final, where it took five and a half hours for the bar to be raised to 5.60. By then, eight men were in contention. Volkov and Tarev made it on their first attempt while Bubka, the third string Soviet, went over on his third. At 5.65, the two Soviets passed. Tarev failed, but won the bronze because three others who passed at 5.60 also went out.



Vaulting first in distinctive striped socks, Bubka had an easy first-time success at 5.70. The more experienced Volkov failed once at 5.70 and twice at 5.75. The winner, not 20 until December, took three attempts at a world record of 5.82.

**Qualifying round (Not completed due to bad weather) (Aug 12)** += still in competition

**Group A:** Konstantin Volkov URS 5.40+; Atanas Tarev BUL, Pierre Quinon FRA & Patrick Abada FRA 5.30+; Jürgen Winkler FRG, František Jansa TCH, Tom Hintnaus BRA, Tadeusz Ślusarski POL, Vladimir Polyakov URS 5.20+; Veijo Vannesluoma FIN 5.20; Billy Olson USA yet to enter; George Barber CAN & Tapani Haapakoski FIN NH

**Group B:** Władysław Kozakiewicz POL 5.30+; Sergey Bubka URS, Miro Zalar SWE, Mike Tully USA, Timo Kuusisto FIN, Liang Weiqiang CHN 5.20+; Alberto Ruiz ESP 5.00; Jeff Buckingham USA, Thierry Vigneron FRA & Felix Böhm SU1 yet to enter; Tomomi Takahashi JPN, Herman Fehringer AUT, Ivo Yanchev BUL & Günther Lohre FRG NH

## Rome 1987

### Final (Sep 5)

|     |                  |     |      |
|-----|------------------|-----|------|
| 1,  | Sergey Bubka     | URS | 5.85 |
| 2,  | Thierry Vigneron | FRA | 5.80 |
| 3,  | Radion Gataullin | URS | 5.80 |
| 4,  | Marian Kolasa    | POL | 5.80 |
| =5, | Earl Bell        | USA | 5.70 |
|     | Nikolay Nikolov  | BUL | 5.70 |
| 7,  | Delko Lesov      | BUL | 5.60 |
| 8,  | Atanas Tarev     | BUL | 5.60 |

9, Aleksandr Obizhayev URS 5.50; 10, Ferenc Salbert FRA 5.50; 11, Gianni Stecchi ITA 5.40; 12, Miro Zalar SWE 5.30; Hermann Fehringer AUT & Zdeněk Lubensky TCH NH

| Series    | 5.40 | 5.50 | 5.60 | 5.70 | 5.75 | 5.80 | 5.85 | 6.05 |
|-----------|------|------|------|------|------|------|------|------|
| Bubka     | -    | -    | -    | o    | -    | -    | o    | xxx  |
| Vigneron  | -    | o    | -    | o    | -    | xo   | xxx  |      |
| Gataullin | -    | -    | o    | xo   | -    | xo   | xxx  |      |
| Kolasa    | -    | o    | xo   | xxx  | -    | xxx  | xxx  |      |
| Bell      | o    | -    | o    | o    | xxx  |      |      |      |
| Nikolov   | o    | -    | o    | o    | xx   | x    |      |      |
| Lesov     | o    | -    | o    | xxx  |      |      |      |      |
| Tarev     | o    | -    | xo   | x    | xx   |      |      |      |

All of top-8 passed 5.30

Bubka, now firmly established as one of the world's greatest athletes, took just two jumps to retain his title. He came in at 5.70 (same as his 1983 winning height) and returned at 5.85, at which point all but three of the finalists had been eliminated. These three (Gataullin, Vigneron and Kolasa) all went out at 5.85 whereas Bubka cleared easily. The Soviet vaulter then had the bar raised to 6.05.

Just as he was preparing for his first attempt, a fanfare began for the women's shot put medal ceremony, causing an angry Bubka to abort his effort. He returned with two poor tries before retiring.

### Qualifying round (5.55 or top 12 to final) (Sep 3)

**Group A qualifiers:** Kolasa, Bubka & Tarev 5.50; Gataullin, Lubensky & Fehringer 5.40

**Non-qualifiers:** Bernhard Zintl FRG 5.30; Timo Kuusisto FIN 5.20; Liang Xuereng CHN 5.10; István Bagyula HUN 5.00; Philippe Collet FRA & Billy Olson USA NH

**Group B qualifiers:** Obizhayev, Bell, Salbert, Nikolov, Lesov, Vigneron, Stecchi & Zalar 5.40

**Non-qualifiers:** Mirosław Chmara POL 5.20; Joe Dial USA, Bob Ferguson CAN & Kimmo Kuusela FIN NH

## Tokyo 1991

### Final (Aug 29)

|    |                   |     |      |
|----|-------------------|-----|------|
| 1, | Sergey Bubka      | URS | 5.95 |
| 2, | István Bagyula    | HUN | 5.90 |
| 3, | Maksim Tarasov    | URS | 5.85 |
| 4, | Radion Gataullin  | URS | 5.85 |
| 5, | Peter Widén       | SWE | 5.75 |
| 6, | Tim Bright        | USA | 5.75 |
| 7, | Hermann Fehringer | AUT | 5.60 |
| 8, | Thierry Vigneron  | FRA | 5.60 |

9, Bernhard Zintl GER 5.50; 10, Jean Galfione FRA 5.40; 11, Doug Wood CAN 5.40; 12, Galin Nikov BUL 5.30; Philippe Collet FRA NH

| Series    | 5.40 | 5.50 | 5.55 | 5.60 | 5.65 | 5.70 | 5.75 | 5.80 |
|-----------|------|------|------|------|------|------|------|------|
| Bubka     | 5.85 | 5.90 | 5.95 | -    | -    | o    | -    | -    |
| Bagyula   | o    | xo   | -    | o    | -    | o    | -    | xo   |
| Tarasov   | xo   | o    | xxx  | -    | -    | o    | -    | o    |
| Gataullin | o    | xxx  | -    | -    | -    | o    | -    | x    |
| Widén     | xo   | xx   | x    | -    | -    | o    | -    | x    |
| Bright    | o    | o    | -    | o    | -    | xxo  | o    | xxx  |
| Fehringer | -    | xxo  | -    | -    | xo   | -    | xxo  | -    |
| Vigneron  | xxx  | -    | -    | o    | -    | xxx  | -    | -    |
| Vigneron  | o    | -    | -    | o    | -    | xxx  | -    | -    |
| Vigneron  | xo   | -    | -    | o    | -    | xxx  | -    | -    |

Bubka won his third consecutive world title, but like Greg Foster earlier in the same evening, gave his supporters some anxious moments before securing the treble. The Ukrainian needed pain-killing injections 90 minutes before the final, and these began to wear off after he entered successfully at 5.70. While Bubka received another injection, three men equalled his championship record of 5.85 – Gataullin, Tarasov and Bagyula.

The world record holder returned, limping, to try for 5.90. Gataullin was first to try and failed narrowly. Tarasov went under the bar while the ailing Bubka hit the bar on the way up. Bagyula went clear to overtake the Soviet trio. Tarasov failed twice more at 5.90, while Gataullin had one more attempt before saving his last try for 5.95. He failed, so finished fourth. Bubka decided to take both his remaining tries at 5.95. He missed the first of these. Bagyula, with three tries, also failed first time. Had Bubka failed his second and last try, he would have placed seventh. After waiting for the end of the women's 400m hurdles medal ceremony, he went over 5.95 to win. Bagyula could not respond, and concluded "It's not possible to beat Sergey at the moment."

### Qualifying Round (5.60 or top 12 to final) (Aug 27)

**Group A qualifiers:** Widén, Bubka, Tarasov, Nikov, Vigneron, Bright & Galfione 5.50

**Non-qualifiers:** Mike Edwards GBR, Mirosław Chmara POL & Simon Arkell AUS 5.40; Nikolay Nikolov BUL, Kim Chul-Kyun KOR & Sazan Fisheku ALB 5.30; Alberto Ruiz ESP 5.20; Petri Peltoniemi FIN NH

**Group B qualifiers:** Gataullin, Zintl, Bagyula, Collet, Wood & Fehringer 5.50

**Non-qualifiers:** Hideyuki Takei JPN 5.45; Joe Dial USA, Jani Lehtonen FIN, Paul Gibbons NZL & Zdeněk Lubensky TCH 5.40; Kelly Riley USA, Javier Garcia ESP, Delko Lesev BUL 5.30; Edgar Díaz PUR & Martin Voss DEN 5.20

## Stuttgart 1993

### Final (Aug 19)

|     |                    |     |      |
|-----|--------------------|-----|------|
| 1,  | Sergey Bubka       | UKR | 6.00 |
| 2,  | Grigoriy Yegorov   | KAZ | 5.90 |
| =3, | Maksim Tarasov     | RUS | 5.80 |
|     | Igor Trandekov     | RUS | 5.80 |
| 5,  | Scott Huffman      | USA | 5.80 |
| 6,  | Denis Petushinskiy | RUS | 5.80 |
| 7,  | Valeri Bukreyev    | EST | 5.75 |
| 8,  | Jean Galfione      | FRA | 5.70 |

9, Vasiliy Bubka UKR 5.70; 10, István Bagyula HUN 5.70; 11, Peter Widén SWE 5.60; Márten Ulvsbäck SWE NH; Daniel Martí ESP DNS. *Widén added to the final on the instruction of the IAAF Technical Delegates*

| Series      | 5.50 | 5.60 | 5.70 | 5.75 | 5.80 | 5.85 | 5.90 | 5.95 |
|-------------|------|------|------|------|------|------|------|------|
| Bubka       | 6.00 | 6.14 | -    | -    | -    | -    | o    | -    |
| Yegorov     | o    | xxx  | o    | -    | -    | -    | o    | -    |
| Tarasov     | -    | o    | -    | o    | -    | o    | o    | -    |
| Trandekov   | -    | o    | -    | -    | o    | -    | xx   | x    |
| Huffman     | o    | -    | xo   | -    | o    | xxx  | -    | -    |
| Petushinski | -    | o    | xxo  | -    | xo   | xxx  | -    | -    |
| Bukreyev    | -    | o    | -    | xo   | -    | xxx  | -    | -    |
| Galfione    | -    | o    | -    | xo   | -    | xxx  | -    | -    |

The soaring standard of world pole vaulting was evident when the qualifying standard was set at 5.75. Four men found vaults of 5.65 insufficient to progress to the final.

Bubka entered at his usual opening height of 5.70. He passed the next three heights, then joined three other men – all ex-Soviets – attempting 5.90. He cleared but so did Yegorov, therefore matching his own Asian record. Tarasov and Trandekov went out, tying for the bronze. The bar went up to 6.00 and Bubka brilliantly maintained his perfect record, becoming the first man to vault so high in an outdoor championship. It proved too much for Yegorov, meaning that Bubka had uniquely won a fourth world title.

The winner then went for a world record of 6.14, but was wrongly timed out after just two minutes on his first attempt. Ten minutes of deliberations between Bubka and the judges followed before the Ukrainian was allowed to go again. He failed three times but got near on his third attempt.

#### Qualifying Round (5.75 or top 12 to final) (Aug 17)

**Group A qualifiers:** Yegorov & Petushinskiy 5.75; S Bubka, Trandekov & Ulvsbäck 5.65

**Non-qualifiers:** Mike Holloway USA, Okkert Brits RSA & Andrea Pegoraro ITA 5.65; Dean Starkey USA, Jani Lehtonen FIN & Patrik Stenlund SWE 5.55; Javier Garcia ESP, Paul Benavides MEX, Aleksandr Zhukov MDA & Philippe D'Encausse FRA 5.45; Tim Lobinger GER & Gennadiy Sukharev BLR 5.35; Werner Holl GER & Toshiyuki Hashioka JPN 5.25; Doug Wood CAN & Raynald Mury SUI 5.15; Demingo Kapal BRU 4.45; Aleksandr Korzhagin KAZ NH

**Group B qualifiers:** Galfione 5.75; Bagyula, V Bubka, Bukrejev, Huffman, Marti, Tarasov & Widén 5.65

**Non-qualifiers:** Igor Potapovich KAZ 5.65; Martin Amann GER & Danny Krasnov ISR 5.55; Gérald Baudouin FRA, Simon Arkell AUS, Heikki Vaaranemi FIN, Martin Voss DEN, Mike Edwards GBR 5.45; Delko Lesov BUL, Stavros Tsitouras GRE, Nuno Fernandes POR, Zdeněk Lubensky CZE 5.25; José Manuel Arcos ESP & Petri Peltoniemi FIN NH

## Gothenburg 1995

### Final (Aug 11)

|    |                  |     |      |
|----|------------------|-----|------|
| 1, | Sergey Bubka     | UKR | 5.92 |
| 2, | Maksim Tarasov   | RUS | 5.86 |
| 3, | Jean Galfione    | FRA | 5.86 |
| 4, | Okkert Brits     | RSA | 5.80 |
| 5, | Radion Gataullin | RUS | 5.70 |
| 6, | Scott Huffman    | USA | 5.70 |
| 7, | Igor Trandekov   | RUS | 5.70 |
| 8, | Dean Starkey     | USA | 5.60 |

=9, Andrei Tiwontchik GER & Igor Potapovich KAZ 5.60; 11, Tim Lobinger GER 5.40; Valeri Bukrejev EST NH

| Series    | 5.60 | 5.70 | 5.80 | 5.86 | 5.92 | 6.15 |
|-----------|------|------|------|------|------|------|
| Bubka     | -    | xo   | -    | -    | o    | xxx  |
| Tarasov   | -    | xo   | -    | o    | xxx  |      |
| Galfione  | o    | -    | xo   | xxo  | xxx  |      |
| Brits     | xo   | -    | o    | -    | xxx  |      |
| Gataullin | -    | o    | -    | xxx  |      |      |
| Huffman   | o    | xo   | xxx  |      |      |      |
| Trandekov | -    | xxo  | -    | xxx  |      |      |
| Starkey   | o    | xxx  |      |      |      |      |

A fifth world championships and a fifth world title for Sergey Bubka. This time, he needed only three jumps in the final. The first was a failure at 5.70, after which he adjusted the uprights by about 15cm. He cleared on his second attempt, and re-entered the contest at 5.92, which he made first time with plenty to spare. Three other men also attempted that height; all were unsuccessful though Brits was near. Bubka then went for 6.15 and was close on his third attempt.

"I kept the run-up the same for the first two attempts. That was a stupid mistake," explained Bubka. "I knew I was in really good condition and I expected a world record, but I didn't beat myself inside, so it's my fault."

#### Qualifying round (5.70 or top 12 to final) (Aug 9)

**Group A qualifiers:** Tarasov, Starkey, Bubka, Bukrejev, Potapovich & Lobinger 5.65; Galfione 5.55

**Non-qualifiers:** Heikki Vaaranemi FIN, István Bagyula HUN & Nick Buckfield GBR 5.55; Peter Widén SWE, Riaan Botha RSA & Simon Arkell AUS 5.40; Domitien Mestre BEL, Aleksandr Zhukov MDA, Christos Pallakis GRE 5.20; Paul Benavides MEX & José Manuel Arcos ESP NH; Ruhan İşim TUR DNS

**Group B qualifiers:** Gataullin & Trandekov 5.70; Huffman, Tiwontschik & Brits 5.65

**Non-qualifiers:** Trond Barthel NOR & Patrik Stenlund SWE 5.55; Dmitri Markov BLR, Nuno Fernandes POR, Fotis Stefani CYP, Kim Chul-Kyun KOR & Javier Garcia ESP 5.40; James Miller AUS, Martin Voss DEN, Aleksandr Korzhagin KAZ & Jean-Michel Godard FRA 5.20; Konstantin Semyonov ISR, Bill Payne USA & Grigoriy Yegorov KAZ NH

## Athens 1997

### Final (Aug 10)

|    |                    |     |      |
|----|--------------------|-----|------|
| 1, | Sergey Bubka       | UKR | 6.01 |
| 2, | Maksim Tarasov     | RUS | 5.96 |
| 3, | Dean Starkey       | USA | 5.91 |
| 4, | Tim Lobinger       | GER | 5.80 |
| 5, | Nick Buckfield     | GBR | 5.70 |
| 6, | Pat Manson         | USA | 5.70 |
| 7, | Vadim Strogalyov   | RUS | 5.70 |
| 8, | Yevgeniy Smiryagin | RUS | 5.70 |

=9, Danny Krasnov ISR 5.50; Martin Eriksson SWE 5.50; 11, Trond Barthel NOR 5.50; Riaan Botha RSA & Jean Galfione FRA NH

| Series     | 5.50 | 5.70 | 5.80 | 5.86 | 5.91 | 5.96 | 6.01 | 6.06 |
|------------|------|------|------|------|------|------|------|------|
| Bubka      | 6.15 | -    | xo   | -    | -    | xo   | -    | o    |
| Tarasov    | x--  | -    | xo   | -    | o    | xxo  | o    | x    |
| Starkey    | -    | xo   | o    | o    | xxo  | xxo  | x    | xx   |
| Lobinger   | o    | o    | o    | xxx  |      |      |      |      |
| Buckfield  | o    | o    | xxx  |      |      |      |      |      |
| Manson     | xo   | o    | xxx  |      |      |      |      |      |
| Strogalyov | o    | xxo  | xxx  |      |      |      |      |      |
| Smiryagin  | xo   | xxo  | xxx  |      |      |      |      |      |

Without question, Bubka was the brightest star of the 1997 championships. Here was a man who, at 33, and struggling to regain fitness after an Achilles tendon operation in December 1996, could have been excused had he come up short on this occasion. But no, instead he sailed over the greatest height ever cleared in a major international championship to become world champion for the sixth time over a 14-year span, a sequence that will probably never be matched in any event.

The 5.70 he cleared in the qualifying competition was his best for the season, and after making that height at the second try in the final he coolly passed 5.80 and 5.86. With the bar at 5.91 and with Tarasov and Starkey still in contention, Bubka had to clear – or finish an ignominious seventh. At the second attempt he cleared to take the lead, followed by Tarasov (2nd attempt) and Starkey (3rd attempt). Tarasov then cleared 5.96 first time, Starkey had one failure and Bubka passed! The bar went up to 6.01: Starkey and Tarasov failed their first attempts ... Bubka, with a frighteningly intense look in his eyes, determination personified, cleared with plenty to spare. It was all over although Starkey did have one more try at 6.01, and Tarasov reserved his two remaining attempts for 6.06.

It was an astonishing performance under any circumstances, but from a man who because of continuing Achilles tendon problems, had only started jogging in April and had completed only three pole vault training sessions that year, it was practically miraculous. "My participation was a big risk because pain in my Achilles tendon is still with me," said Bubka. "It was not my best title, but it was the most difficult."

#### Qualifying Round (5.75 or top 12 to final) (Aug 8)

**Group A qualifiers:** Lobinger, Tarasov, Buckfield, Bubka, Barthel, Manson & Krasnov 5.70

**Non-qualifiers:** Juan Concepción ESP, Andrei Tiwontchik GER, Alain Andji FRA 5.60; Peter Widén SWE, Ilian Efremov BUL, Vesa Rantanen FIN, Andrea Giannini ITA & Edgar Díaz PUR 5.45; Ruhan İşim TUR 5.30; Aleksandr Korzhagin KAZ, Okkert Brits RSA, Montxu Miranda ESP & Lawrence Johnson USA NH

**Group B qualifiers:** Eriksson, Smiryagin, Galfione, Strogalyov, Botha & Starkey 5.70

**Non-qualifiers:** Igor Potapovich KAZ, Khalid Lachheb FRA, Michael Stolle GER & Fabio Pizzolato ITA 5.60; Paul Gibbons NZL 5.45; Laurens Looije NED & Vyacheslav Shuteyev UKR 5.30; Heikki Vääräniemi FIN, Javier Garcia ESP, Jurij Rován SLO, Martin Voss DEN & Stavros Tsitouras GRE NH

## Seville 1999

### Final (Aug 26)

|    |                |     |      |
|----|----------------|-----|------|
| 1  | Maksim Tarasov | RUS | 6.02 |
| 2  | Dmitri Markov  | AUS | 5.90 |
| 3  | Alex Averbukh  | ISR | 5.80 |
| =4 | Danny Ecker    | GER | 5.70 |
|    | Nick Hysong    | USA | 5.70 |

|  |     |      |
|--|-----|------|
| 6, Tim Lobinger  | GER | 5.70 |
| =7, Michael Stolle   | GER | 5.70 |
| Igor Potapovich  | KAZ | 5.70 |
| 9, Danny Krasnov ISR 5.50; 10, Okkert Brits RSA 5.50; Romain Mesnil FRA & Jean Galfione FRA NH; Montxu Miranda ESP DNS |     |      |

| Series     | 5.50 | 5.70 | 5.80 | 5.90 | 5.96 | 6.02 | 6.07 |
|------------|------|------|------|------|------|------|------|
| Tarasov    | -    | o    | -    | o    | xxo  | o    |      |
| Markov     | -    | o    | -    | o    | -    | x    | xx   |
| Averbukh   | -    | xo   | xo   | xxx  |      |      |      |
| Ecker      | o    | o    | xxx  |      |      |      |      |
| Hysong     | o    | o    | xxx  |      |      |      |      |
| Lobinger   | o    | xo   | xxx  |      |      |      |      |
| Stolle     | o    | xxo  | -    | xxx  |      |      |      |
| Potapovich | -    | xxo  | -    | x    |      | xx   |      |

For the first time the world pole vault champion would be someone other than Sergey Bubka, out with an Achilles tendon injury. His heir apparent had long been Tarasov, the 1992 Olympic Champion and a medallist behind Bubka at the last four World Championships, and he grasped the opportunity. The Russian cleared 5.70 and 5.90 first time, 5.96 at the third and 6.02 – adding a centimetre to Bubka's championship record – at the first try. He had to wait until Markov, who passed 5.96, used up his trials at 6.02 (one) and 6.07 (two) before victory was confirmed. "I hope that now, when people talk about pole vault, they will not talk only about Bubka, but also a bit about me," he said. As bigger names floundered, Siberian-born Averbukh (an 8084 decathlete in 1997) surprisingly took bronze for Israel's first ever medal as he was the only man to clear 5.80. Thus, the first three places all went to ex-Soviet athletes.

#### Qualifying round (5.75 or top 12 to final) (Aug 24)

**Group A qualifiers:** Markov, Ecker, Tarasov, Hysong, Mesnil & Lobinger 5.70; Miranda & Brits 5.65

**Non-qualifiers:** Pat Manson USA, Martin Eriksson SWE, Heikki Vääräniemi FIN & Petr Spacek CZE 5.55; Martin Kysela CZE, Thibaut Duval BEL & Maurilio Mariani ITA 5.40; Fumiaki Kobayashi JPN NH

**Group B qualifiers:** Stolle, Potapovich & Galfione 5.70; Averbukh & Krasnov 5.65

**Non-qualifiers:** Jeff Hartwig USA, José Manuel Arcos ESP, Dominic Johnson LCA, Vadim Strogalyov RUS & Jussi Autio FIN 5.55; Martin Voss DEN, Javier Garcia ESP, Kevin Hughes GBR, Štěpán Janáček CZE & Patrik Kristiansson SWE 5.40; Trond Barthel NOR NH

### Edmonton 2001

#### Final (Aug 9)

|  |     |      |
|--|-----|------|
| 1, Dmitri Markov   | AUS | 6.05 |
| 2, Alex Averbukh   | ISR | 5.85 |
| 3, Nick Hysong   | USA | 5.85 |
| 4, Michael Stolle  | GER | 5.85 |
| 5, Romain Mesnil   | FRA | 5.85 |
| =6, Richard Spiegelburg  | GER | 5.75 |
| Christian Tamminga   | NED | 5.75 |
| 8, Adam Kolasa   | POL | 5.75 |
| 9, Tim Mack USA 5.75; 10, Viktor Chistyakov AUS 5.75; 11, Danny Ecker GER 5.65; 12, Martin Eriksson SWE 5.50; Rens Blom NED NH |     |      |

| Series      | 5.50 | 5.65 | 5.75 | 5.85 | 5.90 | 5.95 | 6.05 | 6.10 |
|-------------|------|------|------|------|------|------|------|------|
| Markov      | -    | -    | xxo  | -    | o    | o    | xo   | xxx  |
| Averbukh    | -    | xo   | o    | o    | x    | xx   |      |      |
| Hysong      | -    | o    | o    | xo   | xxx  |      |      |      |
| Stolle      | xxo  | o    | o    | xo   | xxx  |      |      |      |
| Mesnil      | -    | xxo  | o    | xxo  | xxx  |      |      |      |
| Spiegelburg | o    | o    | o    | xxx  |      |      |      |      |
| Tamminga    | o    | o    | o    | xxx  |      |      |      |      |
| Kolasa      | xo   | o    | o    | xxx  |      |      |      |      |

A record 10 men cleared 5.75 in the final. At 5.85, four were successful, excluding Seville silver medallist Markov who was nursing a stubbed toe. He saved himself for 5.90, and had he failed the Belarus-born Australian would have finished just 10th. He cleared first time, while Hysong, Stolle and Mesnil were eliminated. Only Averbukh was left to challenge Markov after saving his last two attempts for 5.95. Markov was over the first time while Averbukh went out. Then the 26 year-old produced arguably the finest performance of the Edmonton Championships by going over 6.05 on his second attempt.. This was not only a meeting record, but also the highest ever mark at any major championship. After his win, Markov gave three bottles of champagne to the doctors who had treated his injured toe for 13 hours prior to the final.

#### Qualifying round (5.75 or top 12 to final) (Aug 7)

**Group A qualifiers:** Tamminga, Mack, Chistyakov, Spiegelburg, Stolle, Mesnil, Averbukh, Kolasa & Eriksson 5.70

**Non-qualifiers:** Dominic Johnson LCA 5.60; Vasily Gorshkov RUS 5.50; Manabu Yokoyama JPN NH

**Group B qualifiers:** Markov, Hysong, Ecker & Blom 5.70

**Non-qualifiers:** Patrik Kristiansson SWE, Piotr Buciariski DEN, Montxu Miranda ESP & Russ Buller USA 5.60; Štěpán Janáček CZE & Vesa Rantanen FIN 5.50; Rob Pike CAN & Nick Buckfield GBR 5.30; Giuseppe Gibilisco ITA NH

### Paris 2003

#### Final (Aug 28)

|   |     |      |
|---|-----|------|
| 1, Giuseppe Gibilisco   | ITA | 5.90 |
| 2, Okkert Brits   | RSA | 5.85 |
| 3, Patrik Kristiansson  | SWE | 5.85 |
| 4, Dmitri Markov  | AUS | 5.85 |
| 5, Tim Lobinger   | GER | 5.80 |
| =6, Denys Yurchenko   | UKR | 5.70 |
| Tim Mack  | USA | 5.70 |
| Derek Miles   | USA | 5.70 |
| =9, Adam Kolasa POL & Vadim Strogalyov RUS 5.70; 11, Viktor Chistiakov AUS 5.60 |     |      |

| Series       | 5.50 | 5.60 | 5.70 | 5.75 | 5.80 | 5.85 | 5.90 | 5.95 |
|--------------|------|------|------|------|------|------|------|------|
| Gibilisco    | -    | o    | -    | xx   | o    | o    | o    | -    |
| Brits        | -    | xo   | -    | xo   | -    | xo   | x    | xx   |
| Kristiansson | -    | xo   | -    | o    | o    | xxo  | xxx  |      |
| Markov       | -    | xo   | -    | xo   | -    | xxo  | xx   | x    |
| Lobinger     | -    | o    | o    | xo   | o    | xxx  |      |      |
| Yurchenko    | xo   | -    | o    | -    | xx   | x    |      |      |
| Mack         | xo   | o    | o    | xxx  |      |      |      |      |
| Miles        | xo   | o    | o    | xxx  |      |      |      |      |

Few would have predicted Gibilisco for victory before Paris, though they might have done so if they had realised that the Italian's coach was Vitaliy Petrov, the Ukrainian who was once coach to Sergey Bubka. It was Petrov who advised Gibilisco to pass in the final after two failures at 5.75. He came back with a new pole to clear 5.80 and was one of five men to then try 5.85.

The Italian was first to go of those five and went into the lead by clearing on his first attempt. Brits made it on his second, Kristiansson and defending champion Markov on their third. Lobinger, who was the leader before 5.85, went out. At 5.90 Gibilisco again succeeded with his first try and added 5cm to his new Italian record. The others were left to try 5.90 and/or 5.95, but all in vain.

#### Qualifying round (5.75 or top 12 to final) (Aug 26)

**Group A qualifiers:** Markov, Miles, Yurchenko & Mack 5.70; Kolasa 5.60

**Non-qualifiers:** Lars Börgeling GER, Rens Blom NED, Ilian Efremov BUL & Pavel Gerasimov RUS 5.60; Adam Ptáček CZE & Nick Buckfield GBR 5.50; Thibaut Duval BEL 5.35; Alexandre Barbaud FRA, Pierre Charles Peuf FRA & Fumiaki Kobayashi JPN 5.20; Alex Averbukh ISR NH

**Group B qualifiers:** Gibilisco, Chistiakov, Lobinger, Brits & Kristiansson 5.70; Sawano 5.60

**Non-qualifiers:** Vadim Strogalyov RUS & Spas Bukhalov BUL 5.60; Jeff Hartwig USA & Matti Mononen FIN 5.50; Piotr Buciariski DEN, Christian Tamminga NED & Dominic Johnson LCA 5.35; Štěpán Janáček CZE 5.20; Romain Mesnil FRA & Richard Spiegelburg GER NH

### Helsinki 2005

#### Final (Aug 11)

|  |     |      |
|--|-----|------|
| 1, Rens Blom   | NED | 5.80 |
| 2, Brad Walker   | USA | 5.75 |
| 3, Pavel Gerasimov   | RUS | 5.65 |
| 4, Igor Pavlov   | RUS | 5.65 |
| =5, Tim Lobinger   | GER | 5.50 |
| Giuseppe Gibilisco   | ITA | 5.50 |
| Nick Hysong  | USA | 5.50 |
| 8, Daichi Sawano   | JPN | 5.50 |
| 9, Patrik Kristiansson SWE 5.50; 10, Kevin Rans BEL 5.35; Dmitri Markov AUS & Danny Ecker GER NH |     |      |



| Series    | 5.35 | 5.50 | 5.65 | 5.75 | 5.80 | 5.85 |
|-----------|------|------|------|------|------|------|
| Blom      | -    | xxo  | xo   | xo   | o    | x--  |
| Walker    | -    | xxo  | xo   | xo   | x    | xx   |
| Gerasimov | -    | o    | xo   | xxx  |      |      |
| Pavlov    | -    | o    | xxo  | xxx  |      |      |
| Gibilisco | -    | o    | xxx  |      |      |      |
| Hysong    | -    | o    | xxx  |      |      |      |
| Lobinger  | -    | o    | xxx  |      |      |      |
| Sawano    | xo   | o    | xxx  |      |      |      |

The qualifying round featured a long delay after Matti Mononen demolished one of the uprights after failing at 5.45. In that time weather conditions grew worse and after an infield debate including athletes, officials and IAAF Council member Sergey Bubka it was agreed to reduce the qualifying height from 5.75 to 5.60. Ultimately, vaults of 5.45 were sufficient for progression.

The weather was 10° colder for the final. The average lifetime best for the finalists was 5.90, but 5.65 proved too difficult for all but four of the jumpers. The height of 5.75 was too much for European Indoor champion Pavlov and his team-mate Gerasimov, but US favourite Walker and rank outsider Blom cleared on their second attempts. Walker failed once at 5.80 and then, when Blom cleared first time, twice more at 5.85. Blom later said "when I woke up this morning and saw what the weather was like I thought I had a good chance of doing well." He became the first Dutchman ever to win a World or Olympic title.

#### Qualifying round (5.60 – reduced from 5.75 after a long delay due to equipment damage – or top 12 to final) (Aug 9)

**Group A qualifiers:** Hysong; Pavlov; Markov; Lobinger; Kristiansson 5.60; Rans & Sawano 5.45

**Non-qualifiers:** Jean Galfione FRA 5.45; Piotr Buciariski DEN 5.30; Liu Feiliang CHN, Vladyslav Revenko UKR, Toby Stevenson USA & Leonid Andreyev UZB NH

**Group B qualifiers:** Gerasimov 5.60; Ecker, Gibilisco, Blom, Walker 5.45

**Non-qualifiers:** Daniel Dossévi FRA, Konstadinos Filippidis GRE, Giovanni Lanaro MEX, Steve Hooker AUS & Denys Yurchenko UKR 5.45; Matti Mononen FIN & Jure Rován SLO 5.30; Lars Börgeling GER & Kim Yoo-Suk KOR NH

## Osaka 2007

### Final (Sep 1)

|     |                      |     |       |
|-----|----------------------|-----|-------|
| 1,  | Brad Walker          | USA | 5.86  |
| 2,  | Romain Mesnil        | FRA | 5.86  |
| 3,  | Danny Ecker          | GER | 5.81  |
| 4,  | Igor Pavlov          | RUS | 5.81  |
| 5,  | Björn Otto           | GER | 5.81  |
| 6,  | Yevgeniy Lukyanenko  | RUS | 5.81  |
| 7,  | Aleksandr Averbukh   | ISR | 5.81  |
| 8,  | Tim Lobinger         | GER | 5.81  |
| 9,  | Steven Hooker        | AUS | 5.76; |
| 10, | Fábio Gomes da Silva | BRA | 5.76; |
| 11, | Maksym Mazuryk       | UKR | 5.76; |
| 12, | Denys Yurchenko      | UKR | 5.66  |

| Series     | 5.51 | 5.66 | 5.76 | 5.81 | 5.86 | 5.91 |
|------------|------|------|------|------|------|------|
| Walker     | o    | o    | x    | o    | o    | xxx  |
| Mesnil     |      | xo   |      | o    | xo   | xxx  |
| Ecker      | o    | o    |      | o    | x    | xx   |
| Pavlov     | xo   | o    | x    | o    | xxx  |      |
| Otto       | o    | o    |      | xo   |      | xxx  |
| Lukyanenko | xo   | o    | o    | xo   | xxx  |      |
| Averbukh   |      | o    |      | xxo  |      | xxx  |
| Lobinger   | o    | o    | xo   | xxo  | xxx  |      |

The final started at 5.51, and only one was eliminated as the athletes attempted 5.81. Ecker, Walker, Pavlov and Mesnil all cleared first time, though only the German had a faultless record at that point. The bar was subsequently raised to 5.86 and then 5.91, but only Walker (first time) and Mesnil (second attempt) were able to clear the former height. For the USA, who had provided the first 16 winners of the quadrennial Olympics, this was the first World Championship win in 11 attempts. Lobinger placed eighth with 5.81, better than the winning height in 2005.

In the qualifying round, 10 men cleared 5.70, and two men who made 5.65 first time (da Silva & Averbukh) qualified, while two men who cleared on their second attempt (Liu & Bukhalov) were eliminated, and had to be content with equalling the highest ever non-qualifying mark.

### Qualifying round (5.75 or top 12 to final) (Aug 30)

**Group A qualifiers:** Ecker, Hooker, Pavlov, Lukyanenko, Walker, Mesnil, Mazuryk 5.70; da Silva 5.65

**Non-qualifiers:** Liu Feiliang CHN & Spas Bukhalov BUL 5.65; Alhaji Jeng SWE & Germán Chiaraviglio ARG 5.55; Andrej Poljanec SLO & Kevin Rans BEL 5.40; Robbie Pratt MEX NH

**Group B qualifiers:** Yurchenko, Lobinger & Otto 5.70; Averbukh 5.65

**Non-qualifiers:** Jeff Hartwig USA, Jacob Pauli USA, Michal Balner CZE & Jérôme Clavier FRA 5.55; Paul Burgess AUS, Aleksandr Korchmid UKR & Daniel Dossévi FRA 5.40; Giovanni Lanaro MEX, Pavel Prokopenko RUS, Steven Lewis GBR, Leonid Andreev UZB & Daichi Sawano JPN NH

## X

## Berlin 2009

### Final (Aug 22)

|     |                    |     |      |
|-----|--------------------|-----|------|
| 1,  | Steven Hooker      | AUS | 5.90 |
| 2,  | Romain Mesnil      | FRA | 5.85 |
| 3,  | Renaud Lavillenie  | FRA | 5.80 |
| 4,  | Maksym Mazuryk     | UKR | 5.75 |
| 5,  | Aleksandr Gripič   | RUS | 5.75 |
| 6,  | Daniel Dossévi     | FRA | 5.75 |
| =7, | Steven Lewis       | GBR | 5.65 |
|     | Alexander Straub   | GER | 5.65 |
|     | Giuseppe Gibilisco | ITA | 5.65 |

=10, Daichi Sawano JPN & Viktor Chistiakov RUS 5.50; 12, Alhaji Jeng SWE 5.50; 13, Malte Mohr GER 5.50; Derek Miles USA NH; Kevin Rans BEL DQ (r40.9) (5.50)

**Rightful finalist:** Jeremy Scott USA

| Series     | 5.50 | 5.65 | 5.75 | 5.80 | 5.85 | 5.90 | 5.95 |
|------------|------|------|------|------|------|------|------|
| Hooker     | -    | -    | -    |      | x    | o    | -    |
| Mesnil     | o    | o    | x    | o    | o    | x    | xx   |
| Lavillenie | o    | o    | xxo  | o    | x    | x    | x    |
| Mazuryk    | o    | xo   | o    | x    | xx   |      |      |
| Gripič     | o    | xxo  | o    | xxx  |      |      |      |
| Dossévi    | o    | o    | xo   | xxx  |      |      |      |
| Lewis      | xo   | xo   | xxx  |      |      |      |      |
| Straub     | xo   | xo   | xxx  |      |      |      |      |
| Gibilisco  | xo   | xo   | xx   | x    |      |      |      |

A second Australian (after Markov in 2001) defied a painful injury to become world champion. Reigning champion Walker scratched because of a hip injury, and Olympic Champion Hooker was suffering from injuries to his knee and thigh. A pain-killing injection enabled the Australian to take one jump in the qualifying round, after which he rose slowly from the landing bed clearly in great pain. Eleven athletes including Hooker cleared 5.65, and four first-time clearers at 5.55 also advanced.

Nine men cleared 5.65 in the final. At 5.75 only Mazuryk and Gripič cleared first time. Dossévi got over 5.75 second time, and Lavillenie, who had cleared 6.01 in the European Cup in June, made the height on his third jump.

Mesnil – who passed to 5.80 after a failure at 5.75 – then cleared 5.80 on his first try to move into the lead ahead of Lavillenie, who also cleared first time. The gold and silver seemed set, but Hooker then appeared. After one failure at 5.85, the Aussie moved to 5.90 because Mesnil had cleared 5.85 on his first try. Remarkably Hooker got over 5.90 to win, because both he and the Frenchman failed at 5.95. He had won the world title with just two jumps, whereas his Olympic gold of 2008 had been earned after 10 such efforts in the final.

"Today was the hardest day of my life," concluded Hooker, who admitted it had been a risk to come in at 5.85 but felt grateful for the 56 hours of rest he'd had since the qualifying round.

### Qualifying round (5.75 or top 12 to final) (Aug 20)

**Group A qualifiers:** Hooker, Mesnil, Mazuryk, Dossévi, Gibilisco, Mohr, Gripič & Miles 5.55

**Non-qualifiers:** Jeremy Scott USA, Konstadinos Filippidis GRE, Kim Yoo-Suk KOR, Igor Pavlov RUS 5.55; Spas Bukhalov BUL, Jan Kudlička CZE, Luke Cutts GBR & Yevgeniy Olkhovskiy ISR 5.40; Takafumi Suzuki JPN 5.25; Jesper Fritz SWE NH

**Group B qualifiers:** Lavillenie, Straub, Lewis, Jeng, Sawano & Chistiakov 5.55; Rans DQ (r40.9) (5.55)

**Non-qualifiers:** Björn Otto GER & Leonid Andreyev UZB 5.55; Eemeli Salomäki FIN, Lukasz Michalski POL, Toby Stevenson USA & Jure Rován SLO 5.40; Denys Fedas UKR 5.25; Fábio Gomes da Silva BRA & Aleksandr Korchmid UKR NH



## Daegu 2011

### Final (Aug 29)

|     |   |     |       |
|-----|---|-----|-------|
| 1,  | Paweł Wojciechowski                                   | POL | 5.90  |
| 2,  | Lázaro Borges   | CUB | 5.90  |
| 3,  | Renaud Lavillenie                                     | FRA | 5.85  |
| 4,  | Łukasz Michalski                                      | POL | 5.85  |
| 5,  | Malte Mohr  | GER | 5.85  |
| 6,  | Konstadínos Filippídis                                | GRE | 5.75  |
| 7,  | Mateusz Didenkow                                      | POL | 5.75  |
| 8,  | Fábio da Silva  | BRA | 5.65  |
| =9, | Jan Kudlička CZE, Steven Lewis GBR & Jeremy Scott USA |     | 5.65; |
| 12, | Dmitry Starodubtsev RUS                               |     | 5.65; |
| 13, | Derek Miles USA                                       |     | 5.65; |
| 14, | Daichi Sawano JPN                                     |     | 5.65; |
|     | Igor Bychkov ESP & Romain Mesnil FRA                  |     | NH    |

| Series        | 5.50 | 5.65 | 5.75 | 5.85 | 5.90 | 5.95 |
|---------------|------|------|------|------|------|------|
| Wojciechowski | o    | o    | o    | x    | xo   | xxx  |
| Borges        | o    | o    | xxo  | o    | xxo  | xxx  |
| Lavillenie    | o    | -    | o    | o    | xxx  |      |
| Michalski     | o    | o    | xo   | o    | xxx  |      |
| Mohr          | o    | xo   | o    | xxo  | xxx  |      |
| Filippídis    | o    | xo   | xo   | xxx  |      |      |
| Didenkow      | xo   | xo   | xxo  | xxx  |      |      |
| da Silva      | xo   | o    | xxx  |      |      |      |

European Champion Lavillenie was favourite, even before reigning champion Hooker failed to make the final. The Frenchman was faultless until 5.90. At that point his 5.85 first-time clearance gave him the lead over Michalski, Borges and Mohr. Still left in was the new World Military and European under-23 Champion Wojciechowski, who had cleared 5.75 then passed 5.85 after one failure. He was then the first to clear 5.90 with his second jump at that height. As big a surprise as the Pole was Borges, who, at his final attempt at 5.90, soared over the bar. Lavillenie then missed narrowly, therefore winning bronze as he had in Berlin. Neither Wojciechowski nor Borges was able to clear, leaving the Pole as the gold medallist. Five men over 5.85 equalled the previous championship number at that height from 2001.

### Qualifying round (5.70 or top 12 to final) (Aug 27)

**Group A qualifiers:** Mesnil, Filippídis, Starodubtsev, da Silva, Mohr & Didenkow 5.65; Sawano & Wojciechowski 5.50

**Non-qualifiers:** Alhaji Jeng SWE & Raphael Holzdeppe GER 5.50; Mark Hollis USA & Jere Bergius FIN 5.35; Steve Hooker AUS & Edi Maia POR NH

**Group B qualifiers:** Borges & Lavillenie 5.65; Scott, Michalski & Miles 5.60; Kudlička, Lewis & Bychkov 5.50

**Non-qualifiers:** Jérôme Clavier FRA, Yevgeniy Lukyanenko RUS & Giovanni Lanaro MEX 5.50; Denys Yurchenko UKR & Karsten Dilla GER 5.35; Kim Yoo-Suk KOR 5.20

## Moscow 2013

### Final (Aug 12)

|     |                            |     |       |
|-----|----------------------------|-----|-------|
| 1,  | Raphael Holzdeppe          | GER | 5.89  |
| 2,  | Renaud Lavillenie          | FRA | 5.89  |
| 3,  | Björn Otto                 | GER | 5.82  |
| 4,  | Brad Walker                | USA | 5.82  |
| 5,  | Malte Mohr                 | GER | 5.82  |
| 6,  | Seito Yamamoto             | JPN | 5.75  |
| 7,  | Jan Kudlička               | CZE | 5.75  |
| 8,  | Sergey Kucheryanu          | RUS | 5.65  |
| 9,  | Alhaji Jeng SWE            |     | 5.65; |
| 10, | Konstadínos Filippídis GRE |     | 5.65; |
| 11, | Augusto Dutra BRA          |     | 5.65; |
| 12, | Xue Changrui CHN           |     | 5.50; |
|     | Valentin Lavillenie FRA    |     | NH    |

| Series     | 5.50 | 5.65 | 5.75 | 5.82 | 5.89 | 5.96 |
|------------|------|------|------|------|------|------|
| Holdzeppe  | -    | o    | -    | o    | o    | xxx  |
| Lavillenie | -    | xo   | -    | xo   | xxo  | xxx  |
| Otto       | o    | o    | xo   | o    | xxx  |      |
| Walker     | -    | xo   | xo   | o    | xxx  |      |
| Mohr       | o    | o    | xo   | xxo  | xxx  |      |
| Yamamoto   | o    | xxo  | xxo  | xxx  |      |      |
| Kudlička   | xxo  | xo   | xxo  | xxx  |      |      |
| Kucheryanu | o    | o    | xxx  |      |      |      |

Lavillenie, the Olympic and European Champion, was clear favourite to win having produced the top six jumps of the season leading into Moscow. An omen came when his younger brother Valentin was the only jumper to fail the opening height in the final. Lavillenie the elder was never able to clear a height himself at the first attempt, and suffered accordingly. At 5.82, Holdzeppe, with great gymnastic ability and technical excellence, had a first time clearance. He was followed by Walker, who grazed the bar with his stomach, and Otto, looking as good as Holdzeppe. For Walker it was his best championship effort since winning in Osaka 2007.

Lavillenie then produced the highest jump of the day with his 5.82. Not technically as good as Holdzeppe, but an outlandish piece of jumping that would have been successful at six metres. Mohr became the third German to clear 5.82 with his final effort. At 5.89, Holdzeppe continued his clean card with a first-time clearance, and Lavillenie again was untidy and needed three attempts. Neither man could clear 5.96, so the gold went to Germany, not France.

Afterwards there were complaints about the shortness of the run up which was across the fan at the finishing end of the stadium. Otto started his vault from the track and was seen having to move the women's 400m finalists out of his way after they had finished their race.

### Qualifying round (5.70 or top 12 to final) (Aug 10)

**Group A qualifiers:** Kudlička 5.65; Mohr, Filippídis, Yamamoto, Jeng, Holzdeppe, V Lavillenie, Xue & Kucheryanu 5.55

**Non-qualifiers:** Daichi Sawano JPN, Jere Bergius FIN, Oleksandr Korchmid UKR, Thiago Braz BRA, Edi Maia POR, Jack Whitt USA, Shawn Barber CAN & Claudio Michel Stecchi ITA 5.40; Rasmus Jørgensen DEN 5.25 & Mareks Ārents LAT 5.25; Zhang Wei CHN NH

**Group B qualifiers:** R Lavillenie, Walker, Dutra & Otto 5.55

**Non-qualifiers:** Nikita Filippov KAZ, Ivan Yeryomin UKR, Jeremy Scott USA, Vladyslav Revenko UKR, Lázaro Borges CUB, Hiroki Ogita JPN, Aleksandr Griplik RUS 5.40; Jin Min-Sup KOR, João Gabriel Sousa BRA & Yang Yansheng CHN 5.25; Igor Bychkov ESP, Michal Balner CZE, Ivan Horvat CRO, Giuseppe Gibilisco ITA, Steven Lewis GBR & Robert Sobera POL NH

## Beijing 2015

### Final (Aug 24)

|     |                     |     |      |
|-----|---------------------|-----|------|
| 1,  | Shawn Barber        | CAN | 5.90 |
| 2,  | Raphael Holzdeppe   | GER | 5.90 |
| =3, | Paweł Wojciechowski | POL | 5.80 |
|     | Renaud Lavillenie   | FRA | 5.80 |
|     | Piotr Lisek         | POL | 5.80 |
| 6,  | Kévin Menaldo       | FRA | 5.80 |
| =7, | Michal Balner       | CZE | 5.65 |
|     | Tobias Scherbarth   | GER | 5.65 |

=9, Augusto Dutra BRA, Ivan Horvat CRO, Sam Kendricks USA 5.65, Germán Chiaraviglio ARG 5.65; =13, Jan Kudlička CZE & Robert Renner SLO 5.50; 15, Robert Sobera POL 5.50; Ivan Gertleyn RUS NH

| Series        | 5.50 | 5.65 | 5.80 | 5.90 | 6.00 |
|---------------|------|------|------|------|------|
| Barber        | o    | o    | o    | o    | xxx  |
| Holzdeppe     | -    | o    | xo   | xxo  | xxx  |
| Wojciechowski | -    | o    | o    | xxx  |      |
| Lavillenie    | -    | -    | o    | xxx  |      |
| Lisek         | o    | o    | o    | xxx  |      |
| Menaldo       | o    | o    | xxo  | xxx  |      |
| Balner        | o    | o    | xxx  |      |      |
| Scherbarth    | o    | o    | xxx  |      |      |

Often the qualifying standard is set too high for 12 athletes to reach, but on this occasion 16 men cleared the 5.70 required to reach the final. Principal among these was Lavillenie, the IAAF athlete of the year in 2014. The Frenchman waited until 5.80 to take his first jump in the final, and cleared with ease, but then failed three times at 5.90. That left him in a tie for third with the Poles Lisek and 2011 winner Wojciechowski. Ahead of them were the gymnastic Holzdeppe – whose title defence was hindered by misses at 5.80 and 5.90 – and Barber. The Canadian jumped at every height, never failing until the bar reached 6.00, and impressing with his tidy clearances. Barber followed in the footsteps of his father George who had competed at the Helsinki World Championships.

**Qualifying round (5.70 or top 12 to final) (Aug 22)**

**Group A qualifiers:** Kendricks, Barber, Balner, Lisek, Dutra, Gertleyn, Chiaraviglio, Menaldo, Horvat & Holzdeppe 5.70

**Non-qualifiers:** Brad Walker USA & Seito Yamamoto JPN 5.65; Mareks Ārents LAT & Zhang Wei CHN 5.55; Steven Lewis GBR & Arnaud Art BEL 5.40; Fábio da Silva BRA 5.25; Natan Rivera ESA NH

**Group B qualifiers:** Wojciechowski, Sobera, Renner, Lavillenie, Kudlička & Scherbarth 5.70

**Non-qualifiers:** Aleksandr Griplik RUS, Carlo Paech GER, Thiago Braz BRA, Hiroki Ogita JPN, Yao Jie CHN & Georgiy Gorokhov RUS 5.65, Konstadinos Filippidis GRE & Jake Blankenship USA 5.55; Nikita Filippov KAZ & Adrián Valles ESP 5.40; Vladyslav Revenko UKR 5.25

**POLE VAULT****Multiple Medallists:**

|   |                     |         |                                    |
|---|---------------------|---------|------------------------------------|
| 6 | Sergey Bubka        | URS/UKR | 83-1, 87-1, 91-1, 93-1, 95-1, 97-1 |
| 5 | Maksim Tarasov      | URS/RUS | 91-3, 93-3=, 95-2, 97-2, 99-1      |
| 4 | Renaud Lavillenie   | FRA     | 09-3, 11-3, 13-2, 15-3=            |
| 2 | Aleksandr Averbukh  | ISR     | 99-3, 01-2                         |
|   | Dmitri Markov       | AUS     | 99-2, 01-1                         |
|   | Brad Walker         | USA     | 05-2, 07-1                         |
|   | Romain Mesnil       | FRA     | 07-2, 09-2                         |
|   | Paweł Wojciechowski | POL     | 11-1, 15-3=                        |
|   | Raphael Holzdeppe   | GER     | 13-1, 15-2                         |

**Most Finals:**

|   |              |     |                                      |
|---|--------------|-----|--------------------------------------|
| 6 | Bubka        |     |                                      |
|   | Tim Lobinger | GER | 95-11, 97-4, 99-6, 03-5, 05-5=, 07-8 |

**Most Appearances:**

|   |          |  |  |
|---|----------|--|--|
| 7 | Lobinger |  | 93-32Q, 95-11, 97-4, 99-6, 03-5, 05-5=, 07-8 |
|---|----------|--|--|

**National Placings:**

|               | 1         | 2         | 3            | 4            | 5            | 6            | 7           | 8            | Points     |
|---------------|-----------|-----------|--------------|--------------|--------------|--------------|-------------|--------------|------------|
| GER           | 1         | 1         | 2            | 2+1=         | 4+1=         | 1+1=         | 3=          | 1            | 71         |
| RUS           | 1         | 2         | 1+2=         | 2            | 2            | 2            | 2           | 2            | 69         |
| FRA           | -         | 4         | 3+1=         | -            | 1            | 3            | -           | 2+1=         | 66.5       |
| USA           | 1         | 1         | 2            | 1+1=         | 1+2=         | 3+2=         | -           | 1            | 61         |
| URS           | 3         | 1         | 2            | 1            | -            | -            | -           | -            | 48         |
| POL           | 1         | -         | 2=           | 3            | -            | -            | 1           | 1+1=         | 36.5       |
| UKR           | 3         | -         | -            | 1            | -            | 1=           | -           | -            | 31         |
| AUS           | 2         | 1         | -            | 1            | -            | -            | -           | -            | 28         |
| ISR           | -         | 1         | 1            | -            | -            | -            | 1           | -            | 15         |
| BUL           | -         | -         | 1            | -            | 1=           | -            | 1           | 1            | 12.5       |
| ITA           | 1         | -         | -            | -            | 1=           | -            | 1=          | -            | 12         |
| RSA           | -         | 1         | -            | 1            | -            | -            | -           | -            | 12         |
| SWE           | -         | -         | 1            | -            | 1            | -            | 1           | -            | 12         |
| NED           | 1         | -         | -            | -            | -            | 1=           | -           | -            | 10.5       |
| KAZ           | -         | 1         | -            | -            | -            | -            | 1=          | -            | 8.5        |
| CAN           | 1         | -         | -            | -            | -            | -            | -           | -            | 8          |
| CUB           | -         | 1         | -            | -            | -            | -            | -           | -            | 7          |
| HUN           | -         | 1         | -            | -            | -            | -            | -           | -            | 7          |
| GBR           | -         | -         | -            | -            | 1            | -            | 1=          | -            | 5          |
| BRA           | -         | -         | -            | -            | 1            | -            | -           | 1            | 5          |
| JPN           | -         | -         | -            | -            | -            | 1            | -           | 1            | 4          |
| CZE           | -         | -         | -            | -            | -            | -            | 1+1=        | -            | 3.5        |
| GRE           | -         | -         | -            | -            | -            | 1            | -           | -            | 3          |
| AUT           | -         | -         | -            | -            | -            | -            | 1           | -            | 2          |
| EST           | -         | -         | -            | -            | -            | -            | 1           | -            | 2          |
| <b>Totals</b> | <b>15</b> | <b>15</b> | <b>13+5=</b> | <b>12+2=</b> | <b>11+5=</b> | <b>11+5=</b> | <b>9+7=</b> | <b>10+2=</b> | <b>540</b> |

**Long Jump****Helsinki 1983****Final (Aug 10)**

|    |                          |                           |      |       |
|----|--------------------------|---------------------------|------|-------|
| 1, | Carl Lewis               | USA                       | 8.55 | (1.2) |
| 2, | Jason Grimes             | USA                       | 8.29 | (0.6) |
| 3, | Mike Conley              | USA                       | 8.12 | (1.1) |
| 4, | László Szalma            | HUN                       | 8.12 | (1.5) |
| 5, | Nenad Stekić             | YUG                       | 8.09 | (1.1) |
| 6, | Gary Honey               | AUS                       | 8.06 | (1.4) |
| 7, | Antonio Corgos           | ESP                       | 8.06 | (0.3) |
| 8, | Yusuf Alli               | NGR                       | 7.89 | (0.6) |
|    | 9, Gheorghe Cojocaru ROU | 7.88w (2.6) & 7.70 (0.5); |      |       |
|    | 10, Jan Leitner TCH      | 7.84w (2.3) & 7.80 (0.8); |      |       |
|    | 11, Oganeg Stepanyan URS | 7.74 (-0.4);              |      |       |
|    | 12, Atanas Atanasov BUL  | 7.69w (2.1) & 7.54 (1.5); |      |       |
|    | 13, Lee Mu-Tsai TPE      | 7.57 (0.2)                |      |       |

| Series | 1    | 2    | 3    | 4    | 5    | 6    |
|--------|------|------|------|------|------|------|
| Lewis  | 8.55 | -    | 8.42 | -    | -    | -    |
| Grimes | 8.29 | x    | 8.23 | 8.29 | x    | 8.17 |
| Conley | x    | 8.06 | x    | 8.12 | 8.12 | x    |
| Szalma | x    | 7.93 | x    | 8.09 | 8.08 | 8.12 |

|        | 1     | 2     | 3    | 4    | 5    | 6    |
|--------|-------|-------|------|------|------|------|
| Stekić | 7.80w | 5.54w | 7.94 | 5.99 | 7.76 | 8.09 |
| Honey  | 7.86w | 7.93  | 8.06 | x    | 7.94 | 7.96 |
| Corgos | 7.94w | 7.79  | 7.92 | 7.91 | 8.06 | x    |
| Alli   | 7.89  | x     | 7.89 | 7.85 | 7.89 | 7.74 |

Lewis, winner of the 100m gold, was required to contest two more titles two days later. Minutes after anchoring the United States to victory in their sprint relay heat, he made a delayed start to the long jump final. Hitting the board well he soared out to 8.55, comfortably further than the 8.29 opener of Grimes. Lewis turned to the stand and raised his arms high in salute to the crowd. After missing the second round, Lewis produced 8.42 before passing the rest of his series to concentrate on the relay final where he anchored his team to a new world record time.

Grimes, meanwhile, compiled an excellent series despite never threatening Lewis. A close battle for the bronze was won by Conley – fourth in the triple jump – in the fifth round. For the second time in Helsinki, Lewis had led a United States sweep of the medals.

There was premature excitement after Lewis's first jump when one TV commentator saw the bib number of Lewis – 892 – flash onto the screen and announced this as a new world record.

**Qualifying round (7.90 or top 12 to final) (Aug 9)**

**Group A qualifiers:** Grimes 8.29w (2.6); Honey 8.12 (1.5); Corgos 8.05 (1.3); Stepanyan 8.01 (0.8); Atanasov 7.96 (1.8); Conley 7.90 (0.2); Stekić 7.88 (1.5); Lee 7.88w (2.7) & 7.44 (0.8)

**Non-qualifiers:** Lester Benjamin ANT 7.81 (1.6); Stephen Walsh NZL 7.75w (2.3); Gyula Pálóczi HUN 7.70w (2.4) & 7.42 (0.3); Giovanni Evangelisti ITA 7.70w (2.4); Chan Ka-Chiu HKG 7.31 (0.9); Bilanday Bodjona TOG 7.15 (1.9); Stephen Hanna BAH, Ian James CAN & Vlastimil Mařinec TCH DNS

**Group B qualifiers:** Lewis 8.37 (-1.3); Alli 8.11 (0.8); Szalma 7.97w (2.2); Cojocaru 7.92 (1.1); Leitner 7.90w (3.6)

**Non-qualifiers:** Sergey Rodin URS 7.87 (1.1); Liu Yuhuang CHN 7.77w (2.2); Joey Wells BAH 7.69w (2.5) & 6.44 (0.6); René Gloor SUI 7.68 (0.5); Jarmo Kärnä FIN 7.56 (1.7); Marco Piochi ITA 7.52 (1.8); Björn Johansson SWE 7.51 (0.6); Wilfredo Almonte DOM 7.38 (0.6); Adnan Abu Laoui JOR 7.12w (3.5) & 7.12 (0.6); Mohamed Abusalem Bishty LBA 6.76 (-1.3); Shauki Al Marhubi OMA 6.20 (1.8); Atanas Chochev BUL NM

**Rome 1987****Final (Sep 5)**

|    |                           |                           |      |        |
|----|---------------------------|---------------------------|------|--------|
| 1, | Carl Lewis                | USA                       | 8.67 | (0.4)  |
| 2, | Robert Emmiyan            | URS                       | 8.53 | (-0.2) |
| 3, | Larry Myricks             | USA                       | 8.33 | (-0.9) |
| 4, | Giovanni Evangelisti      | ITA                       | 8.19 | (0.3)  |
| 5, | Jens-Uwe Hirschberg       | GDR                       | 8.16 | (-0.6) |
| 6, | Jaime Jefferson           | CUB                       | 8.14 | (0.2)  |
| 7, | Vladimir Amidzhinov       | BUL                       | 8.11 | (-0.3) |
| 8, | Mike Conley               | USA                       | 8.10 | (0.5)  |
|    | 9, Sergey Layevskiy URS   | 8.08 (-0.5);              |      |        |
|    | 10, Heiko Reski FRG       | 8.03 (0.4);               |      |        |
|    | 11, Yusuf Alli NGR        | 8.00 (-1.9);              |      |        |
|    | 12, Junichi Usui JPN      | 8.00 (2.0);               |      |        |
|    | 13, Vladimir Bobylyov URS | 7.90w (2.6) & 7.78 (0.7); |      |        |
|    | 14, Jarmo Kärnä FIN       | 7.83 (0.5);               |      |        |
|    | 15, Norbert Brige FRA     | 7.82 (-0.4);              |      |        |
|    | 16, Paul Emordi NGR       | 7.80 (-0.1);              |      |        |
|    | 17, Ivo Krsek TCH         | 7.72 (-1.1)               |      |        |

| Series      | 1    | 2     | 3    | 4    | 5    | 6                   |
|-------------|------|-------|------|------|------|---------------------|
| Lewis       | 8.67 | 8.65  | 8.67 | 8.43 | x    | 8.60                |
| Emmiyan     | 8.30 | x     | x    | 8.53 | x    | x                   |
| Myricks     | x    | 8.04w | 8.23 | 8.13 | 8.33 | 8.20                |
| Evangelisti | x    | 8.09  | 8.19 | 7.59 | x    | "8.38" – see report |
| Hirschberg  | 8.16 | 8.04  | 7.97 | 7.85 | x    | 7.95                |
| Jefferson   | 7.78 | 7.85  | 8.09 | 8.04 | 7.84 | 8.14                |
| Amidzhinov  | 8.11 | 7.80  | 8.05 | 7.86 | 7.99 | 8.01                |
| Conley      | x    | 8.10  | x    | x    | x    | x                   |

An expectant crowd hoped to see Lewis threaten Bob Beamon's world record of 8.90. The American, weakened by an upset stomach, did not get the record but retained his title with a brilliant series: 8.67, 8.65, 8.67, 8.43, foul, 8.60. The silver went to Emmiyan, who closed on Lewis with 8.53 in the fourth round but had four other fouls.

According to the IAF Scientific Report of the championship, Lewis actually cleared 8.84 on his first jump. This distance includes two centimetres "lost" on the take-off board and another 15 in the sand. His other "effective" distances were 8.68, 8.67, 8.64 and 8.76.

There was a keen battle for the bronze behind Lewis and Emmiyan. Evangelisti, jumping first in each round, moved into third place with 8.19 in round three. Two jumps later, Myricks overtook the Italian with 8.23. He improved to 8.33 in the fifth and looked set for a medal. Evangelisti responded with a good effort on his last try, and the crowd were delighted when 8.38 flashed on the scoreboard. However, those watching the contest closely felt that the Italian had not landed that far into the pit. There were allegations that the officials had produced a false measurement and the Italian Athletics Federation (FIDAL) requested that the three IAAF Technical Delegates to the championships should investigate. They reported to the IAAF Council meeting in December 1987 that "this competition was correctly conducted and the final result was not to be changed."

However, computer analysis – largely performed by the Italian media – appeared to show that Evangelisti's final leap was no better than 8.15. The Italian Olympic Committee investigated the affair and in March 1988 concluded that FIDAL officials had conspired to falsify the measurement of Evangelisti's jump in order to ensure a medal for Italy. It was reported that film taken during the women's shot ceremony appeared to show an official in the background placing a marker in the sand and measuring a distance *before* the final jump of Evangelisti.

The next IAAF Council Meeting – at London in April 1988 – noted: "It had become clear that serious doubts had arisen concerning the sixth jump of Giovanni Evangelisti (ITA). As a result, and exceptionally, the Council has decided unanimously:– 1) Notwithstanding the present IAAF Rules, to ignore the sixth jump of Evangelisti and to adjust the result accordingly; 2) To examine the IAAF Rules regarding protests." Myricks was duly awarded a bronze medal.

#### Qualifying round (7.95 or top 12 to final) (Sep 4)

**Group A qualifiers:** Emmiyan 8.19 (0.8); Emordi 8.14 (1.8); Bobylyov 8.08 (0.3); Kárná 8.06 (1.8); Usui 8.02 (1.4); Jefferson 8.00 (1.1); Conley 7.99 (-0.4); Brige 7.96 (-0.3)

**Non-qualifiers:** Frans Maas NED 7.78 (0.7); Róbert Széll TCH 7.59 (-0.3); Dietmar Haaf FRG 7.51 (0.7); Ray Quinones PUR 7.41 (-0.2); Jeffrey Neptune GRN 7.11w (2.2) & 6.99 (1.9); Marcus Barros BRA 6.94 (1.9); Devon Hyde BIZ 6.61 (1.2); António Santos ANG, Stanisław Jaskulka POL, Lester Benjamin ANT, Bruny Surin CAN & Dimitrios Hadzopoulos GRE NM

**Group B qualifiers:** Lewis 8.36 (0.5); Myricks 8.20 (0.4); Hirschberg 8.10 (0.7); Alli 8.07 (0.9); Amidzhinov 8.05 (0.7); Reski 8.03 (1.2); Layevskiy 7.98 (1.4); Evangelisti 7.97 (-0.3); Krsek 7.96 (0.5)

**Non-qualifiers:** Emiel Mellaard NED 7.93 (1.1); Cheng Zunrong CHN 7.90 (0.9); Andreas Steiner AUT 7.87 (1.3); Fred Salle CMR 7.60 (1.1); Antonio Corgos ESP 7.60 (1.3); Ian James CAN 7.54 (1.2); Badara Mbengue SEN 7.23 (-0.4); Carlos Casar MEX 7.21 (0.8); Wilbert Lee MNT 6.61 (1.3); Kim Won-Jin KOR & Jeroen Fischer BEL DNS

## Tokyo 1991

### Final (Aug 30)

|    |                      |     |                    |       |
|----|----------------------|-----|--------------------|-------|
| 1, | Mike Powell          | USA | 8.95 <sup>WR</sup> | (0.3) |
| 2, | Carl Lewis           | USA | 8.91 <sup>w</sup>  | (2.9) |
| 3, | Larry Myricks        | USA | 8.42               | (0.8) |
| 4, | Dietmar Haaf         | GER | 8.22 <sup>w</sup>  | (3.3) |
| 5, | Bogdan Tudor         | ROU | 8.06               | (1.7) |
| 6, | David Culbert        | AUS | 8.02               | (1.9) |
| 7, | Giovanni Evangelisti | ITA | 8.01               | (0.7) |
| 8, | Volodymyr Ochkan     | URS | 7.99 <sup>w</sup>  | (2.1) |

#### Legal bests:

|        |      |        |
|--------|------|--------|
| Lewis  | 8.87 | (-0.2) |
| Haaf   | 8.01 | (-0.1) |
| Ochkan | 5.89 | (-0.1) |

9, Jaime Jefferson CUB 7.94 (-0.5); 10, Andre Müller GER 7.94w (3.1) & 7.71 (-0.7); 11, Chen Zunrong CHN 7.92 (0.5); 12, Konstandinos Koukodimos GRE 7.92 (-1.5); 13, George Ogebeide NGR 7.78 (0.8)

| Series      | 1                 | 2    | 3                 | 4                 | 5    | 6    |
|-------------|-------------------|------|-------------------|-------------------|------|------|
| Powell      | 7.85              | 8.54 | 8.29              | x                 | 8.95 | x    |
| Lewis       | 8.68              | x    | 8.83 <sup>w</sup> | 8.91 <sup>w</sup> | 8.87 | 8.84 |
| Myricks     | x                 | 8.20 | x                 | 8.41              | 8.42 | x    |
| Haaf        | 8.01              | x    | 8.22 <sup>w</sup> | 8.05 <sup>w</sup> | x    | x    |
| Tudor       | 7.85              | 8.00 | x                 | x                 | 8.06 | x    |
| Culbert     | x                 | 7.53 | 8.02              | 7.27              | x    | 7.60 |
| Evangelisti | 7.97              | 7.96 | x                 | x                 | 8.01 | 7.99 |
| Ochkan      | 7.99 <sup>w</sup> | x    | x                 | x                 | 5.89 | x    |

Bob Beamon's world record of 8.90 finally fell – but not to newly-crowned 100m record holder Lewis. Instead, Mike Powell not only set new record figures, but became the first man to beat Lewis since 1981.

The qualifying round indicated that something special might happen in the event when Lewis had a narrow foul of around 8.80. He followed up with 8.56, the best qualifying mark ever.

The three Americans – Lewis, Powell and Myricks – were favoured to take all the medals in the final. Powell was first of these to jump, managing just 7.85. Myricks fouled but Lewis produced a superb championship record of 8.68. Round two: Powell leapt 8.54 yet looked most disappointed. Myricks moved into third place with 8.20 and Lewis fouled. Round three: European Champion Dietmar Haaf's 8.22w put him into the bronze medal position. Powell managed 8.29 then Lewis propelled himself to a magnificent personal best of 8.83w. Round four: Powell leapt about 8.80, only to see the red flag raised. Myricks moved ahead of Haaf. Lewis then improved to a stunning 8.91. The magical figure of 8.90 had been beaten at last, but the following wind was over the limit at 2.9.

An aggressive Powell finally clicked in the fifth round, landing clearly near to nine metres. The white flag was raised, and a legal wind speed (0.3) flashed up onto the scoreboard along with a smiling face denoting a valid jump. After a suspenseful pause there were plenty more smiles when Powell's jump was confirmed at 8.95. All eyes were on Lewis and he responded fantastically – but unsuccessfully – with legal efforts of 8.87 and 8.84.

"This is a dream come true," said Powell. "Honestly, I thought Carl would beat me in the last jump. I have conditioned myself for so long to see him come from behind and beat me. I thought he would jump nine metres."

Lewis said: "It was a great competition for me, and even greater for Mike. He had just one great jump, the best jump of his life, but that's all it takes in the long jump."

Scientific analysis showed that the winner actually leapt 8.98 including a toe-to-plasticine distance measured at 3cm.

#### Qualifying round (8.05 or top 12 to final) (Aug 29)

**Group A qualifiers:** Lewis 8.56 (0.8); Chen 8.05w (2.3) & 7.87 (0.3); Müller 8.04w (2.4) & 7.65 (-0.2); Jefferson 8.04 (1.7); Evangelisti 8.03 (1.5); Ogebeide 8.02 (0.3); Ochkan 8.01 (0.4); Culbert 8.01 (8.01)

**Non-qualifiers:** Edrick Floréal CAN 7.95 (0.5); Mark Forsythe GBR 7.95 (-0.2); Jesús Oliván ESP 7.94 (7.94); Milan Gombala TCH 7.89 (0.2); James Sabulei KEN 7.86 (1.1); Paulo de Oliveira BRA 7.78 (1.2); Badara Mbengue SEN 7.75 (0.7); Ivan Stoyanov BUL 7.73 (0.6); Frans Maas NED 7.71 (0.7); Lotfi Khaida ALG 7.68 (0.4); Jonathan Moyle NZL 7.52 (0.1); François Reteno GAB 7.15 (1.5); Khalid Mousa SUD 6.58 (1.2); Hitoshi Shimo JPN NM

**Group B qualifiers:** Haaf 8.21 (0.8); Myricks 8.20 (8.20); Powell 8.19 (0.1); Koukodimos 8.12 (0.7); Tudor 8.05 (0.5)

**Non-qualifiers:** Robert Emmiyan URS 8.00 (0.8); Ian James CAN 7.94 (1.0); Fausto Frigerio ITA 7.88 (0.9); Jarmo Kárná FIN 7.79 (0.6); Angel Hernández ESP 7.75 (-0.3); Geng Huang CHN 7.69 (-0.2); Krasimir Minchev BUL 7.62 (1.2); Csaba Almási HUN 7.62 (0.4); Mattias Sunneborn SWE 7.61 (0.8); Murat Ayaydin TUR 7.57 (0.5); Franck Zio BUR 7.50 (0.3); Musabah Ali Saeed UAE 7.05 (0.3); Kareem Streete-Thompson CAY 6.99 (0.3); Borut Bilac YUG, Dimitriy Bagryanov URS & Craig Hepburn BAH NM

## Stuttgart 1993

### Final (Aug 20)

|    |                      |     |      |        |
|----|----------------------|-----|------|--------|
| 1, | Mike Powell          | USA | 8.59 | (0.4)  |
| 2, | Stanislav Tarasenko  | RUS | 8.16 | (-0.1) |
| 3, | Vitaliy Kirilenko    | UKR | 8.15 | (1.0)  |
| 4, | Erick Walder         | USA | 8.05 | (0.9)  |
| 5, | Ivaylo Mladenov      | BUL | 8.00 | (0.3)  |
| 6, | Nikolay Antonov      | BUL | 7.97 | (-0.1) |
| 7, | Aleksandr Glavatskiy | BLR | 7.95 | (0.6)  |
| 8, | François Fouche      | RSA | 7.93 | (0.5)  |

9, Andre Müller GER 7.83 (-0.1); 10, Spyros Vasdhékis GRE 7.80 (1.1); 11, Milan Gombala CZE 7.69 (0.2); Iván Pedroso CUB NM

| Series    | 1    | 2    | 3    | 4    | 5    | 6    |
|-----------|------|------|------|------|------|------|
| Powell    | x    | 8.16 | 8.28 | 8.22 | 8.43 | 8.59 |
| Tarasenko | 7.85 | 7.84 | 8.01 | 8.16 | 8.02 | x    |
| Kirilenko | 7.96 | 7.87 | 7.90 | 7.81 | 8.15 | x    |
| Walder    | 7.74 | 7.94 | 7.72 | 7.71 | 8.05 | 8.02 |



|            | <u>1</u> | <u>2</u> | <u>3</u> | <u>4</u> | <u>5</u> | <u>6</u> |
|------------|----------|----------|----------|----------|----------|----------|
| Mladenov   | 7.93     | x        | 8.00     | 7.85     | 7.75     | x        |
| Antonov    | 7.97     | 7.89     | 7.95     | x        | 7.81     | 7.84     |
| Glavatskiy | 7.70     | x        | 7.90     | 7.94     | 7.95     | x        |
| Fouche     | 7.93     | 7.84     | 7.82     | x        | 7.88     | x        |

Powell retained his title in commanding fashion, but the contest was a far cry from the excitement of Tokyo, or even Rome. The 30 year-old found 8.16 sufficient to take the lead in the second round. No other jumper could exceed that distance. However, Powell improved to 8.59 in the final round. The minor medals went, unexpectedly, to two former Soviet jumpers. They were helped by an injury to Cuba's Iván Pedrosa, who had leapt 8.23 in qualifying.

Carl Lewis was in Stuttgart but had already decided only to contest the sprints in 1993.

#### Qualifying round (8.10 or top 12 to final) (Aug 19)

**Group A qualifiers:** Walder 8.30 (0.6); Pedrosa 8.23 (1.0); Mladenov 8.10 (0.6); Fouche 7.95 (1.0); Antonov 7.91 (0.9)

**Non-qualifiers:** Konstantinos Koukodimos GRE 7.90 (1.1); Angel Hernández ESP 7.86 (0.3); Joe Greene USA 7.86 (0.7); Obinna Eregbu NGR 7.85 (0.3); Vasily Sokov RUS 7.75 (0.4); Vladimir Malyavin TKM 7.66 (1.1); Lotfi Khaida ALG 7.65 (0.3); Wendel Williams TTO 7.63 (0.5); Jerome Romain DMA 7.62 (0.7); Viktor Rudenik BLR 7.60 (0.7); Konstantin Krause GER 7.53 (-0.3); Eugene Licorish GRN 7.48 (-0.4); Banaras Khan PAK 7.43 (1.2); Edrick Floréal CAN 7.39 (-0.1); Nelson Ferreira BRA 7.31 (1.2); Tibor Ordina HUN NM; Rogelio Saenz MEX NM

**Group B qualifiers:** Powell 8.15 (0.0); Tarasenko 8.05 (0.3); Glavatskiy 8.03 (1.0); Kirilenko 8.02 (0.3); Gombala 7.99 (0.7); Vasdhékis 7.99 (0.5); Müller 7.95 (0.3)

**Non-qualifiers:** Elmer Williams PUR 7.86 (0.6); Jaime Jefferson CUB 7.86 (1.0); Craig Hepburn BAH 7.83 (0.7); Bernhard Kelm GER 7.78 (0.3); Mattias Sunneborn SWE 7.78 (-0.2); Juha Kivi FIN 7.69 (0.6); Robert Emmiyan ARM 7.66 (0.9); Fred Salle GBR 7.60 (0.3); Masaki Morinaga JPN 7.58 (0.1); Franck Zio BUR 7.42 (0.6); Musabah Al-Saeed UAE 7.41 (0.6); Nai Hui-Fang TPE 7.31 (0.2); Galin Georgiev BUL 7.27 (0.4); Frans Maas NED 7.26 (0.1); Ahmed Al-Mammari OMA 7.23 (0.5); Olive Fifita TGA 6.86 (0.0)

### Gothenburg 1995

#### Final (Aug 12)

|   |     |      |        |
|---|-----|------|--------|
| 1, Iván Pedrosa   | CUB | 8.70 | (1.6)  |
| 2, James Beckford   | JAM | 8.30 | (0.0)  |
| 3, Mike Powell  | USA | 8.29 | (-0.3) |
| 4, Georg Ackermann  | GER | 8.14 | (-1.2) |
| 5, Bogdan Tudor   | ROU | 8.01 | (-0.1) |
| 6, Kostas Koukodimos  | GRE | 8.00 | (0.0)  |
| 7, Huang Geng   | CHN | 7.94 | (-0.9) |
| 8, Iyaylo Mladenov  | BUL | 7.93 | (0.5)  |
| 9, Andrey Ignatov RUS 7.93 (1.5); 10, Franck Zio BUR 7.87 (-0.9); 11, Robert Emmiyan ARM 7.77 (0.0); 12, Nobuharu Asahara JPN 7.77 (1.2); 13, Galin Georgiev BUL 7.72 (-1.1); 14, Kareem Streete-Thompson USA 7.43 (-2.1) |     |      |        |

| Series     | <u>1</u> | <u>2</u> | <u>3</u> | <u>4</u> | <u>5</u> | <u>6</u> |
|------------|----------|----------|----------|----------|----------|----------|
| Pedrosa    | 7.82     | 8.70     | x        | x        | 8.28     | 8.23     |
| Beckford   | 7.86     | x        | 8.02     | x        | 8.12     | 8.30     |
| Powell     | 8.18     | x        | 8.29     | 8.18     | x        | x        |
| Ackermann  | 7.91     | x        | 7.95     | 8.14     | x        | x        |
| Tudor      | x        | 7.68     | 8.01     | x        | 7.97     | x        |
| Koukodimos | x        | 8.00     | x        | x        | x        | 7.89     |
| Huang      | 7.60     | 7.90     | 7.94     | 7.58     | 7.82     | 7.90     |
| Mladenov   | x        | 7.93     | x        | x        | x        | 7.93     |

Lewis and Powell would have needed to have been at their best to defeat Pedrosa, who was unbeaten so far in 1995 and had jumped a windy 8.96 in Sestriere the week before the championships.

Lewis arrived in Gothenburg but did not compete because of a hamstring strain. Powell was hampered by a sore back and a broken toe. The Cuban was left to score a convincing win with 8.70 in round 2. Prior to the final jump of the contest, Powell held second place from Ackermann. The last man, Beckford, found the perfect time to produce a Jamaican record of 8.30 and take the silver medal.

#### Qualifying round (8.05 or top 12 to final) (Aug 11)

**Group A qualifiers:** Powell 8.25 (1.4); Mladenov 8.16 (0.0); Ackermann 8.13 (0.7); Tudor 8.06 (1.8); Huang 7.98 (0.9); Georgiev 7.93 (1.0)

**Non-qualifiers:** Vitaliy Kirilenko UKR 7.87 (0.9); Nelson Ferreira BRA 7.87 (0.8); Siniša Ergotić CRO 7.85 (0.2); Jaime Jefferson CUB 7.84 (0.4); Mattias Sunneborn SWE 7.67w (2.3); Roberto Coltri ITA 7.65 (1.6); Konstantin Sarnatskiy UZB 7.52 (1.1); Elmer Williams PUR 7.37 (0.9); Biliaminou Alao BEN 7.35 (1.9); Stanislav Tarasenko RUS 7.29 (2.0); Ellsworth Manuel AHO 2.38 (0.8); Roland McGhee USA, Roman Orlik CZE, Andreja Marinković YUG, Musabah Al-Saeed UAE, Spyros Vasdhékis GRE, Kiril Sosunov RUS, Armen Martirosyan ARM & Fred Salle GBR NM

**Group B qualifiers:** Iván Pedrosa CUB 8.45 (1.9); James Beckford JAM 8.24 (1.5); Nobuharu Asahara JPN 8.08 (0.7); Andrey Ignatov RUS 8.04 (1.9); Franck Zio BUR 7.92 (1.2); Robert Emmiyan ARM 7.91 (1.3); Kostas Koukodimos GRE 7.91 (1.5); Kareem Streete-Thompson USA 7.91 (1.1)

**Non-qualifiers:** Milan Gombala CZE 7.88 (0.7); Cheikh Tidiane Touré SEN 7.85 (1.5); Andrew Owusu GHA 7.85 (0.7); Aleksander Glavatskiy BLR 7.81 (0.5); Bogdan Țăruș ROU 7.79 (1.3); Konstantin Krause GER 7.68 (0.9); Douglas de Souza BRA 7.63 (1.2); Vladimir Malyavin TKM 7.38 (0.9); Nikolay Antonov BUL 7.36 (0.4); Oscar Valiente PER 7.31 (1.6); Huang Baoting CHN 7.29 (0.6); Pa Modou Gai GAM 2.17 (1.9); Gregor Cankar SLO; Chao Chih-Kuo TPE, Rogelio Saenz MEX & Keita Cline IVB NM; Obinna Eregbu NGR DNS

### Athens 1997

#### Final (Aug 5)

|   |     |      |        |
|---|-----|------|--------|
| 1, Iván Pedrosa   | CUB | 8.42 | (0.1)  |
| 2, Erick Walder   | USA | 8.38 | (-0.2) |
| 3, Kirill Sosunov   | RUS | 8.18 | (0.9)  |
| 4, James Beckford   | JAM | 8.14 | (0.6)  |
| 5, Nelson Ferreira  | BRA | 8.04 | (0.4)  |
| 6, Aleksander Glavatskiy  | BLR | 8.03 | (0.3)  |
| 7, Cheikh Touré   | SEN | 7.98 | (0.0)  |
| 8, Kevin Dilworth   | USA | 7.88 | (-0.4) |
| 9, Masaki Morinaga JPN 7.86 (0.1); 10, Lao Jianfeng CHN 7.76 (1.2); 11, Bogdan Tudor ROU 7.66 (0.0); Maurice Wignall JAM NM |     |      |        |

| Series     | <u>1</u> | <u>2</u> | <u>3</u> | <u>4</u> | <u>5</u> | <u>6</u> |
|------------|----------|----------|----------|----------|----------|----------|
| Pedrosa    | 8.42     | x        | x        | x        | x        | 7.60     |
| Walder     | 8.29     | 8.15     | 8.29     | 8.36     | 8.30     | 8.38     |
| Sosunov    | 8.04     | 7.89     | 8.05     | 8.12     | 7.83     | 8.18     |
| Beckford   | x        | 8.07     | 7.92     | 8.14     | 6.62     | 7.85     |
| Ferreira   | 7.97     | x        | 8.04     | x        | 6.63     | x        |
| Glavatskiy | 7.98     | 6.99     | 7.90     | 8.03     | x        | x        |
| Touré      | 7.81     | 7.98     | 7.92     | 7.98     | 7.98     | 7.91     |
| Dilworth   | 7.88     | -        | -        | -        | -        | -        |

Pedrosa's strategy was simple: wrap up the gold medal with his first jump and then, in a relaxed mood, go for a barrier-breaking nine metre leap. He succeeded in his first aim, his 8.42 opener sufficing, but he messed up his remaining five attempts (two of his fouls exceeding 8.70).

In the end his winning margin over Walder was a too close for comfort 4cm. The American had by far the better series, averaging almost 8.30 for the six jumps and finishing with 8.38. The Gothenburg silver medallist Beckford was a late addition to the field after the IAAF changed a three-month doping penalty to a public warning. The Jamaican was in bronze medal position with 8.14 until overtaken by Sosunov's 8.18 in the final round.

#### Qualifying Round (8.05 or top 12 to final) (Aug 3)

**Group A qualifiers:** Maurice Wignall JAM 8.09 (-0.1); Erick Walder USA 8.05 (1.7); Nelson Ferreira BRA 8.00 (0.2); Lao Jianfeng CHN 7.99 (-0.2); Bogdan Tudor ROU 7.98 (-1.2); Kirill Sosunov RUS 7.96 (-0.3); Masaki Morinaga JPN 7.93 (-0.7)

**Non-qualifiers:** Carlos Calado POR 7.92 (-0.1); Aleksey Lukasevich UKR 7.90 (0.5); Kostas Koukodimos GRE 7.87 (-0.5); Tomas Bardauskas LTU 7.75 (0.2); Grzegorz Marciniak POL 7.69 (-0.2); Raúl Fernández ESP 7.62 (0.2); Elston Shaw BIZ 7.21 (1.6); Victor Shabangu SWZ 7.18 (0.3); Richard Duncan CAN 7.17 (-0.1); Joe Greene USA 7.15 (-0.3); Kader Klouchi FRA & Gregor Cankar SLO NM

**Group B qualifiers:** Pedrosa 8.11 (0.2); Touré 8.09 (1.5); Beckford 8.03 (1.3); Dilworth 7.96 (0.1); Glavatskiy 7.94 (0.6)

**Non-qualifiers:** Emmanuel Bangué FRA 7.93 (0.5); Tan Zhengze CHN 7.92 (1.2); Nobuharu Asahara JPN 7.88 (-0.4); Bogdan Țăruș ROU 7.87 (0.1); Matthias Sunneborn SWE 7.72 (-0.4); Marko Rajić YUG 7.70 (-0.4); Younès Moudrik MAR 7.66 (-0.1); Robert Emmiyan ARM 7.65 (0.8); Andrey Ignatov RUS 7.64 (0.5); Dimitris Filindras GRE 7.63 (0.3); Sung Hee-Jun KOR 7.63 (-0.8); Keita Cline IVB 7.23 (-0.9); Nai Hui-Fang TPE 7.05 (0.9); Dimitris Hatzopoulos GRE & Krzysztof Luczak POL NM



## Seville 1999

## Final (Aug 28)

|     |                  |     |      |       |
|-----|------------------|-----|------|-------|
| 1,  | Iván Pedroso     | CUB | 8.56 | (1.1) |
| 2,  | Yago Lamela      | ESP | 8.40 | (0.6) |
| 3,  | Gregor Cankar    | SLO | 8.36 | (1.6) |
| 4,  | Jai Taurima      | AUS | 8.35 | (0.7) |
| 5,  | Shane Hair       | AUS | 8.24 | (1.9) |
| 6,  | Huang Le         | CHN | 8.01 | (0.5) |
| 7,  | Kevin Dilworth   | USA | 8.00 | (1.4) |
| 8,  | Younés Moudrik   | MAR | 7.99 | (1.6) |
| 9,  | Emmanuel Bangué  | FRA | 7.94 | (1.5) |
| 10, | Ciaran McDonagh  | IRL | 7.90 | (0.8) |
| 11, | Erik Nijs        | BEL | 7.83 | (0.3) |
| 12, | Hussein Al-Sabaa | KSA | 7.62 | (0.8) |

| Series   | 1     | 2    | 3    | 4    | 5    | 6    |
|----------|-------|------|------|------|------|------|
| Pedroso  | 8.19  | 8.33 | 8.56 | -    | 5.74 | -    |
| Lamela   | 8.34  | x    | x    | 8.40 | 8.09 | 8.39 |
| Cankar   | 8.20  | 8.32 | 8.09 | 8.36 | 8.07 | x    |
| Taurima  | x     | 8.12 | x    | x    | x    | 8.35 |
| Hair     | x     | 7.89 | 7.99 | 8.24 | 8.11 | 6.10 |
| Huang    | 7.95w | 7.70 | 8.01 | 7.96 | -    | -    |
| Dilworth | 7.99  | 8.00 | 7.88 | 7.75 | 7.98 | 7.87 |
| Moudrik  | 7.68  | 7.99 | 7.71 | 7.71 | x    | 7.76 |

Pedroso won his third world outdoor title, but only after Spanish fans inside the packed stadium had been thrilled by Lamela, the man who gave Pedroso such a scare in the World Indoor Championships earlier in the year. He it was who led after the first round with 8.34 in reply to Pedroso's 8.19 and Cankar's 8.20. By the end of round 2 it could hardly have been much closer as Pedroso jumped 8.33 and Cankar 8.32 while Lamela fouled. But Pedroso is nothing if not a great competitor and in round 3 he went out to 8.56. Lamela fouled again but after losing second place to Cankar (8.36) in the fourth round he immediately responded with 8.40.

For the first time in a global championship, four men went over 8.30 as Taurima – revealing some of the flair that would become more evident in Sydney 2000 – leapt an Australian record of 8.35 in the final round, 1cm behind Cankar. The highest-placed jumper from the USA, which had never previously been out of the medals in this event, was seventh. That was Texan Dilworth, who repeated his placing from Athens 1997.

## Qualifying round (8.15 or top 12 to final) (Aug 26)

**Group A qualifiers:** Cankar 8.23 (-0.2); Lamela 8.15 (0.1); Dilworth 8.09 (0.3); Al-Sabaa 8.06 (-0.7); McDonagh 8.00 (0.3); Bangué 7.92 (-0.2); Moudrik 7.91 (-0.2); Hair 7.90 (0.0)

**Non-qualifiers:** Kostas Koukodhimos GRE 7.90 (-0.2); Roman Shchurenko UKR 7.89 (-0.3); Kofi Prah GER 7.86 (0.3); Luis Méliz CUB 7.85 (-0.3); Ivaylo Mladenov BUL 7.83 (-0.2); Erick Walder USA 7.80 (0.2); Nelson Ferreira BRA 7.71 (-0.8); Danial Jahić YUG 7.68 (-0.4); Richard Duncan CAN 7.65 (0.1); Sung Hee-Jun KOR 7.62 (0.6); Chen Jing CHN 7.61 (-0.3); Mark Awere GHA 7.60 (-0.4); Daisuke Watanabe JPN 7.41 (-0.1); Nathan Morgan GBR 7.31 (-0.4)

**Group B qualifiers:** Pedroso 8.16 (1.2); Huang 7.94 (0.1); Nijs 7.93 (-0.5); Taurima 7.92 (0.8)

**Non-qualifiers:** Hatem Mersal EGY 7.90 (0.9); Nikolay Atanasov BUL 7.86 (0.3); Shigeru Tagawa JPN 7.78 (-0.6); Aleksey Lukashevich UKR 7.77 (-0.2); Cheikh Tidiane Touré FRA 7.76 (0.3); Kareem Streete-Thompson CAY 7.75 (0.2); Carlos Calado POR 7.75 (0.6); Bogdan Țăruș ROU 7.74 (-0.6); Ian Lowe CAN 7.72 (1.2); Nicola Trentin ITA 7.70 (1.3); Andrey Ignatov RUS 7.66 (0.6); Konstantin Krause GER 7.61 (-0.4); Kader Klouchi FRA 7.57 (-0.1); Savante Stringfellow USA 7.39 (-0.4); Gable Garenamotse BOT 7.28 (-0.2); Abdulrahman Al-Nubi QAT 7.15w (2.2) & 6.79 (-0.2); Mattias Sunneborn SWE DNS & Armen Martirosyan ARM DNS

## Edmonton 2001

## Final (Aug 11)

|    |                         |     |       |        |
|----|-------------------------|-----|-------|--------|
| 1, | Iván Pedroso            | CUB | 8.40  | (1.2)  |
| 2, | Savanté Stringfellow    | USA | 8.24  | (1.6)  |
| 3, | Carlos Calado           | POR | 8.21  | (1.1)  |
| 4, | Miguel Pate             | USA | 8.21w | (2.7)  |
| 5, | Kareem Streete-Thompson | CAY | 8.10  | (0.7)  |
| 6, | Aleksey Lukashevich     | UKR | 8.10  | (0.8)  |
| 7, | James Beckford          | JAM | 8.08  | (-0.4) |
| 8, | Dwight Phillips         | USA | 7.92  | (0.8)  |

## Legal best:

|      |      |        |
|------|------|--------|
| Pate | 8.09 | (-0.4) |
|------|------|--------|

9, Grzegorz Marcinişyn POL 7.92 (1.4); 10, Hussein Al-Sabaa KSA 7.90 (0.0); 11, Abdulrahman Al-Nubi QAT 7.63 (0.7); 12, Vitaliy Shkurlatov RUS 7.61 (0.9)

| Series           | 1    | 2    | 3    | 4    | 5     | 6    |
|------------------|------|------|------|------|-------|------|
| Pedroso          | x    | 8.23 | 8.35 | 6.18 | 8.40  | x    |
| Stringfellow     | x    | x    | 8.22 | 8.24 | x     | x    |
| Calado           | x    | 8.21 | x    | 7.92 | 8.18  | 8.01 |
| Pate             | x    | 8.09 | 7.83 | 7.89 | 8.21w | 7.94 |
| Streete-Thompson | 7.74 | 8.09 | 8.08 | 8.03 | 8.10  | 8.04 |
| Lukashevich      | x    | 8.10 | 7.19 | x    | 8.01  | 7.97 |
| Beckford         | 7.94 | x    | 7.97 | x    | x     | 8.08 |
| Phillips         | 7.90 | x    | 7.92 | -    | -     | -    |

After a moderate season and an unconvincing qualifying round, Pedroso notched up a ninth successive world title indoors or out with leaps of 8.35 and 8.40. The Cuban produced the first good jump in the final with 8.23 in round two. The top US challenger, Stringfellow, fouled on his first two jumps and did well to move into the silver medal position with 8.22 in the third. He improved to 8.24, and then with his final effort landed a foul in the region of 8.80.

The bronze medal was determined by the second best jumps of Calado and Pate, who had each cleared 8.21. Calado edged the American, 8.18 to 8.09.

## Qualifying Round (8.15 or top 12 to final) (Aug 9)

**Group A qualifiers:** Lukashevich 8.10 (0.5); Pedroso 8.00 (-0.4); Phillips 7.95 (0.0); Pate 7.89 (-0.2); Marcinişyn 7.88 (0.2); Calado 7.88 (-0.2); Al-Sabaa 7.83 (-0.1)

**Non-qualifiers:** Kader Klouchi FRA 7.70 (-0.8); Danil Burkenya RUS 7.63 (-0.2); Schahriar Bigdeli GER 7.51 (-0.2); Raúl Fernández ESP 7.47 (-0.4); Arnaud Casquette MRI 7.40 (-0.1); Sanjay Kumar Rai IND 7.24 (0.2); Bogdan Țăruș ROU 4.01 (1.0)

**Group B qualifiers:** Stringfellow 8.33 (-0.1); Beckford 8.19 (-0.2); Streete-Thompson 8.08 (-1.5); Shkurlatov 7.89 (0.4); Al-Nubi 7.85 (0.7)

**Non-qualifiers:** Richard Duncan CAN 7.79 (-0.8); Mesut Yavaş TUR 7.76 (-0.4); Roman Shchurenko UKR 7.74 (-0.4); Luis Felipe Méliz CUB 7.69 (0.3); Luka Aracic CRO 7.68 (0.0); Mattias Sunneborn SWE 7.63 (0.4); Stephan Louw NAM 7.62 (0.3); Daisuke Watanabe JPN 7.37 (-0.1); Gregor Cankar SLO NM

## Paris 2003

## Final (Aug 29)

|     |                  |     |             |                                    |
|-----|------------------|-----|-------------|------------------------------------|
| 1,  | Dwight Phillips  | USA | 8.32        | (0.5)                              |
| 2,  | James Beckford   | JAM | 8.28        | (0.1)                              |
| 3,  | Yago Lamela      | ESP | 8.22        | (0.5)                              |
| 4,  | Ignisious Gaisah | GHA | 8.13        | (0.0)                              |
| 5,  | Hussein Al-Sabaa | KSA | 8.10        | (0.0)                              |
| 6,  | Vladimir Zyuskov | UKR | 8.08        | (-0.2)                             |
| 7,  | Walter Davis     | USA | 8.02        | (0.4)                              |
| 8,  | Osbourne Moxey   | BAH | 7.93        | (0.5)                              |
| 9,  | Chris Tomlinson  | GBR | 7.93 (0.6); | 10, Bogdan Țăruș ROU 7.84 (0.4);   |
| 11, | Luis Méliz       | CUB | 7.73 (0.8); | 12, Loúis Tsátoumas GRE 7.72 (0.1) |

| Series   | 1    | 2    | 3    | 4    | 5    | 6    |
|----------|------|------|------|------|------|------|
| Phillips | 8.09 | x    | 8.22 | x    | 8.32 | x    |
| Beckford | x    | 7.99 | 8.16 | 8.12 | 8.28 | 8.14 |
| Lamela   | 8.04 | x    | 8.12 | 8.16 | 8.22 | x    |
| Gaisah   | 8.03 | 8.13 | 7.90 | 8.11 | 7.95 | 7.88 |
| Al-Sabaa | x    | 7.71 | 8.09 | 7.79 | 8.10 | 7.70 |
| Zyuskov  | 8.08 | 7.91 | 7.76 | 7.99 | 8.07 | 7.39 |
| Davis    | 7.96 | x    | 7.90 | 7.89 | 7.94 | 8.02 |
| Moxey    | 7.87 | 7.93 | 7.89 | 7.81 | 7.93 | x    |

We knew there would be a new champion as Iván Pedroso pulled out injured after one no-jump in qualifying. There was another upset at that stage when the 2002 world number one Stringfellow managed only 7.83 and was eliminated.

In the final, the cool weather kept down distances and Phillips, who had pulled his hamstring in Edmonton, led at halfway in 8.22. In the fifth round, Phillips was relegated to third, first by Lamela (8.22 but with a better second leap than the American), then Beckford 8.28. Ending the round, Phillips – wearing a one-piece body suit – responded magnificently with a great jump which was followed up with a little dance as the American left the pit. His distance: 8.32 (actually 8.406 from take-off). The final round changed nothing; Lamela and Phillips fouled, while Beckford cleared 8.14.

**Qualifying round (8.05 or top 12 to final) (Aug 27)**

**Group A qualifiers:** Lamela 8.19 (0.8); Phillips 8.12 (-0.5); Gaisah 8.01 (0.5); Ťaruš 7.98 (0.5); Méliz 7.97 (0.3); Moxey 7.97 (0.5); Al-Sabaa 7.97 (-0.3); Salim Sdiri FRA 7.94 (-0.2); Siniša Ergotić CRO 7.87 (0.3)

**Non-qualifiers:** Kareem Streete-Thompson CAY 7.87 (-1.0); Aleksey Lukashevich UKR 7.85 (-0.6); Nathan Morgan GBR 7.83 (0.0); Nikolay Atanasov BUL 7.79 (0.5); Dimitrios Filindras GRE 7.72 (1.0); Gable Garenamotse BOT 7.57 (0.0); Danila Burkenya RUS 7.52 (0.5); Harmon Harmon COK 6.40 (0.2)

**Group B qualifiers:** Tomlinson 8.16 (0.7); Davis 8.14 (-0.5); Beckford 8.01 (1.2); Zyuskov 8.01 (0.8); Tsátoumas 8.00 (-0.4)

**Non-qualifiers:** Nicola Trentin ITA 7.85 (0.6); Vitaliy Shkurlatov RUS 7.85 (0.7); Savanté Stringfellow USA 7.83 (0.5); Nils Winter GER 7.80 (0.5); Dimitrios Serelis GRE 7.75 (-0.8); Victor Castillo VEN 7.71 (0.3); Abdulrahman Al-Nubi QAT 7.70 (0.2); Petar Dachev BUL 7.69 (0.1); Yahya Berrabah MAR 7.62 (-0.3); Lao Jianfeng CHN 7.43 (0.1); Julien Fivaz SUI 7.37 (-0.4); Iván Pedroso CUB & Jonathan Chimier MRI NM

**Helsinki 2005****Final (Aug 13)**

|    |                    |     |       |       |
|----|--------------------|-----|-------|-------|
| 1, | Dwight Phillips    | USA | 8.60  | (1.6) |
| 2, | Ignisious Gaisah   | GHA | 8.34  | (0.2) |
| 3, | Tommi Evilä        | FIN | 8.25w | (2.9) |
| 4, | Joan Lino Martínez | ESP | 8.24w | (2.9) |
| 5, | Salim Sdiri        | FRA | 8.21w | (2.4) |
| 6, | Irving Saladino    | PAN | 8.20w | (2.8) |
| 7, | Khotso Mokoena     | RSA | 8.11w | (2.6) |
| 8, | Vladimir Zyuskov   | UKR | 8.06w | (2.3) |

**Legal bests:**

|          |      |       |
|----------|------|-------|
| Evilä    | 8.16 | (0.0) |
| Martínez | 8.04 | (1.3) |
| Sdiri    | 8.20 | (1.7) |
| Saladino | 8.12 | (0.4) |
| Mokoena  | 8.06 | (0.4) |
| Zyuskov  | 7.56 | (0.7) |

9, James Beckford JAM 8.02 (0.1); 10, Vitaliy Shkurlatov RUS 7.88 (1.4); 11, Issam Nima ALG 7.73 (0.6); 12, Nils Winter GER 7.72w (3.2)

| Series   | 1    | 2     | 3     | 4     | 5     | 6     |
|----------|------|-------|-------|-------|-------|-------|
| Phillips | 8.60 | x     | x     | x     | x     | x     |
| Gaisah   | 7.76 | 8.11w | 8.34  | 8.17w | 8.05  | -     |
| Evilä    | x    | x     | 8.16  | 8.12  | 8.25w | x     |
| Martínez | 7.85 | 8.13w | 8.04  | 8.24w | x     | 7.98w |
| Sdiri    | 8.20 | 8.07  | 7.96  | 7.97  | x     | 8.21w |
| Saladino | 8.00 | 7.91  | 8.06  | 8.00  | 8.20w | 8.12  |
| Mokoena  | 8.01 | 8.06  | 8.11w | 8.06  | 6.79  | x     |
| Zyuskov  | 7.56 | 8.06w | x     | 8.01w | x     | x     |

Olympic and World Champion Phillips made his intentions crystal clear in the qualifying round with a monster jump (8.59w/3.3), which measured 8.69 from take-off to landing. The next best qualifier was South Africa's rangy (190/73) Mokoena who reached 8.22. Phillips settled matters early on in the final, with the fourth jump of the competition, a superb effort of 8.60, equalling his lifetime best. Sdiri responded with 8.20. The competition was quiet until the third round, when Evilä roused the crowd with 8.16 to move into third place. On the next jump, the slender Gaisah jumped 8.34, which would prove good enough for the silver medal. In the next round Martínez moved into third with 8.24w, but was supplanted to the delight of the home crowd, by Evilä in round six, who leapt 8.25w to take the bronze, Finland's only medal of the week. With Panama's Saladino jumping 8.20w, only five centimetres separated third from sixth. With the pressure off, Phillips followed his opening jump with five fouls.

**Qualifying round (8.10 or top 12 to final) (Aug 12)**

**Group A qualifiers:** Mokoena 8.22 (0.2); Sdiri 8.18w (3.9); Shkurlatov 7.95w (2.4)

**Non-qualifiers:** Chris Tomlinson GBR 7.83w (2.6) & 7.64 (1.9); Ibrahim Camejo CUB 7.78 (0.3); Miguel Pate USA 7.70 (0.3); Jonathan Chimier MRI 7.65 (1.5); Povilas Mykolaitis LTU 7.64w (4.4) & 7.50 (0.9); Walter Davis USA 7.42 (1.9); Yahya Berrabah MAR 7.33 (1.6); Leevan Sands BAH & Morten Jensen DEN NM; Jadel Gregório BRA DNS

**Group B qualifiers:** Phillips 8.59w (3.3); Evilä 8.18 (0.9); Nima 8.13 (1.7); Beckford 8.13w (2.4); Gaisah 8.11w (3.4); Martínez 8.10w (2.6); Saladino 7.98 (1.5); Zyuskov 7.97w (3.7); Winter 7.91 (1.5)

**Non-qualifiers:** Brian Johnson USA 7.91 (0.0); Shinichi Terano JPN 7.27 (0.7); Eroni Tuivanuaavu FIJ 7.17 (-0.4); Iván Pedroso CUB & Bogdan Ťaruš ROU NM

**Osaka 2007****Final (Aug 30)**

|     |                        |     |      |        |
|-----|------------------------|-----|------|--------|
| 1,  | Irving Saladino        | PAN | 8.57 | (0.0)  |
| 2,  | Andrew Howe            | ITA | 8.47 | (-0.2) |
| 3,  | Dwight Phillips        | USA | 8.30 | (0.4)  |
| 4,  | Alexiy Lukashevich     | UKR | 8.25 | (0.2)  |
| 5,  | Godfrey Mokoena        | RSA | 8.19 | (-0.1) |
| 6,  | James Beckford         | JAM | 8.17 | (0.1)  |
| 7,  | Ndiss Kaba Badji       | SEN | 8.01 | (0.1)  |
| 8,  | Ahmed Fayaz Marzouk    | KSA | 7.98 | (0.0)  |
| 9,  | Christian Reif         | GER | 7.95 | (-0.4) |
| 10, | Miguel Pate            | USA | 7.94 | (-0.6) |
| 11, | Hussein Taher Al-Sabaa | KSA | 7.84 | (0.4)  |
|     | Trevell Quinley        | USA | NM   |        |

| Series      | 1    | 2    | 3    | 4    | 5    | 6    |
|-------------|------|------|------|------|------|------|
| Saladino    | x    | 8.30 | 8.46 | x    | x    | 8.57 |
| Howe        | x    | 8.13 | x    | 8.12 | 8.20 | 8.47 |
| Phillips    | 8.30 | x    | x    | 8.02 | x    | 8.22 |
| Lukashevich | x    | 8.17 | x    | 8.05 | 8.13 | 8.25 |
| Mokoena     | 7.98 | 7.86 | 8.19 | 8.18 | 8.15 | 8.19 |
| Beckford    | 8.09 | 8.03 | 8.00 | 8.17 | 8.17 | x    |
| Badji       | 7.90 | 8.01 | x    | 7.90 | x    | 7.64 |
| Marzouk     | x    | 7.98 | 7.70 | x    | -    | x    |

Reigning champion Phillips and Saladino – the only man over 8.50 in 2007 – were deemed the favourites. Phillips opened his defence with 8.30, to lead from Beckford (8.09) at the end of round one. Saladino, looking as though he was just making a safe jump, then matched the American with 8.30, and in the next round soared to 8.46. The only change prior to round six occurred with Howe's 8.20 in round five to move into third. Round six saw Lukashevich reach 8.25 and dislodge Howe from bronze medal position. Three jumps later Howe used all of the board, and landed at 8.47 to take the lead amid hysterical celebrations including the ripping of his bib number. Phillips then also jumped 8.47 from take-off, but took off 25.2cm behind the plasticine, so was credited with only 8.22. Finally it was Saladino's turn. Looking quicker than usual the Panamanian flew off the board and landed beyond 8.50 for a stirring victory, setting a South American record of 8.57 in the process. While four men had jumped further in World Championship history, none had produced a round six jump of that length to ensure victory.

**Qualifying round (8.15 or top 12 to final) (Aug 29)**

**Group A qualifiers:** Phillips 8.22 (-0.4); Reif 8.19 (0.8); Howe 8.17 (-0.3); Saladino 8.13 (-0.1); Lukashevich 8.11 (0.3); Al-Sabaa 8.01 (0.3); Quinley 7.99 (0.5)

**Non-qualifiers:** Arnaud Casquette MRI 7.93 (0.0); Nikolay Atanasov BUL 7.89 (0.1); Chris Tomlinson GBR 7.89 (0.7); Mohamed Salman Al Khuwalidi KSA 7.85 (0.0); Rogério Bispo BRA 7.74 (-0.6); Li Runrun CHN 7.66 (0.2); Daisuke Arakawa JPN 7.62 (0.8); Morten Jensen DEN 7.53 (0.6); Louis Tristán PER 7.51 (-1.1)

**Group B qualifiers:** Mokoena 8.28 (0.6); Beckford 8.22w (2.3) & 8.11 (0.1); Marzouk 8.12 (0.5); Pate 8.10 (0.7); Badji 8.04 (-1.6)

**Non-qualifiers:** Marcin Starzak POL 7.92 (1.2); Issam Nima ALG 7.88 (0.4); Ruslan Gataullin RUS 7.83 (0.9); Gable Garenamotse BOT 7.77 (0.1); Greg Rutherford GBR 7.77 (1.1); Zhang Xiaoyi CHN 7.74 (1.0); Yahya Berrabah MAR 7.72 (1.4); Chris Noffke AUS 7.54 (0.6); Hatem Mohamed Mersal EGY 7.42 (0.0); Walter Davis USA NM (-0.5); Nelson Evora POR DNS

**Berlin 2009****Final (Aug 22)**

|    |                   |     |      |        |
|----|-------------------|-----|------|--------|
| 1, | Dwight Phillips   | USA | 8.54 | (0.1)  |
| 2, | Khotso Mokoena    | RSA | 8.47 | (0.1)  |
| 3, | Mitchell Watt     | AUS | 8.37 | (-0.4) |
| 4, | Fabrice Lapierre  | AUS | 8.21 | (-0.2) |
| 5, | Greg Rutherford   | GBR | 8.17 | (0.7)  |
| 6, | Salim Sdiri       | FRA | 8.07 | (0.2)  |
| 7, | Chris Garenamotse | BOT | 8.06 | (-0.2) |
| 8, | Brian Tomlinson   | GBR | 8.06 | (-0.2) |

9, Brian Johnson USA 7.86 (0.1); 10, Yahya Berrabah MAR 7.83 (0.4); 11, Louis Tsátoumas GRE 7.59 (0.4); Irving Saladino PAN NM

| Series   | 1    | 2    | 3    | 4    | 5    | 6    |
|----------|------|------|------|------|------|------|
| Phillips | 8.40 | 8.54 | 8.37 | 8.25 | -    | x    |
| Mokoena  | x    | 8.47 | 8.31 | 8.19 | x    | x    |
| Watt     | 8.28 | x    | x    | x    | 8.37 | x    |
| Lapierre | 8.21 | 7.77 | 8.19 | x    | 8.21 | 8.20 |

|             | <u>1</u> | <u>2</u> | <u>3</u> | <u>4</u> | <u>5</u> | <u>6</u> |
|-------------|----------|----------|----------|----------|----------|----------|
| Rutherford  | 7.83     | 7.96     | x        | 8.05     | 8.15     | 8.17     |
| Sdiri       | 7.78     | x        | 7.99     | 8.07     | 7.92     | 7.83     |
| Garenamotse | 8.06     | 8.04     | x        | 7.77     | 7.83     | 7.69     |
| Tomlinson   | 8.02     | 7.93     | 7.93     | 7.66     | 8.06     | 8.02     |

Qualifying was led by Phillips who bounded out to 8.44 (measured from take-off at 8.57), while Rutherford set a UK record with 8.30 (8.42 from toe to heel).

Lapierre produced the first good jump of the final – 8.21, but was quickly superceded by Phillips who reached 8.40 from a take-off point 25cm before the board. Watt, the 21 year-old Australian who had leapt 8.43 earlier in the season spanned 8.28, also in the first round. Phillips then improved to 8.54 (measured from take-off at 8.58). Two jumps later, Mokoena, the World Indoor Champion, reached 8.47 with a jump which featured more vertical lift – but less speed – than Phillips. Saladino produced the shock of the final by fouling out. The best efforts remained unchanged until the fifth round when Watt reached 8.37 with 7cm to spare on the board. So Phillips made it three golds from five World Championship finals.

#### Qualifying round (8.15 or top 12 to final) (Aug 20)

**Group A qualifiers:** Phillips 8.44 (0.5); Watt 8.14 (0.3); Tomlinson 8.06 (0.3); Tsátoumas 8.01 (1.0)

**Non-qualifiers:** Li Jinzhe CHN 8.01 (0.8); Tommi Evilä FIN 8.01 (1.1); Kim Deok-Hyung KOR 7.99 (-0.7); Viktor Kuznyetsov UKR 7.98 (1.7); Sebastian Bayer GER 7.98 (0.9); Kafétien Gomis FRA 7.90 (0.2); Alain Bailey JAM 7.88 (0.1); Andriy Makarchev UKR 7.87 (-0.4); Luis Felipe Méliz ESP 7.87 (-0.7); Stephan Louw NAM 7.74 (-0.4); Aleksandr Menkov RUS 7.72 (0.6); Ibrahim Camejo CUB 7.71 (1.4); Štěpán Wagner CZE 7.68 (0.3); Mohamed Salman Al-Khuwalidi KSA 7.66 (-0.3); Nikolay Atanasov BUL 7.63 (0.6); Hugo Chila ECU 7.54 (1.0); Konstantin Safronov KAZ 7.54w (2.6); Daisuke Arakawa JPN 7.53 (0.3); Henry Dagmil PHI NM

**Group B qualifiers:** Rutherford 8.30 (-0.5); Mokoena 8.29 (0.7); Saladino 8.16 (0.5); Lapierre 8.14 (-0.2); Johnson 8.09 (-0.8); Berrabah 8.08 (1.5); Sdiri 8.04 (0.4); Garenamotse 8.03 (-0.4)

**Non-qualifiers:** Hussein Taher Al-Sabaa KSA 7.99 (0.4); Ndiss Kaba Badji SEN 7.98 (0.1); Nicholas Gordon JAM 7.92 (0.1); Aleksey Lukashevich UKR 7.87 (1.0); Roman Novotny CZE 7.86 (0.5); Stanley Gbagbeke NGR 7.82 (-0.3); Michel Tornéus SWE 7.78 (0.8); Morten Jensen DEN 7.75 (0.5); Tyrone Smith BER 7.72 (-0.1); Nils Winter GER 7.69 (0.0); Miguel Pate USA 7.61 (-0.1); Yochai Halevi ISR 7.42 (0.7); Carlos Jorge DOM & Clayton Latham VIN NM

## Daegu 2011

### Final (Sep 2)

|                         |      |        |       |
|-------------------------|------|--------|-------|
| 1, Dwight Phillips      | USA  | 8.45   | (0.0) |
| 2, Mitchell Watt        | AUS  | 8.33   | (0.4) |
| 3, Ngonidzashe Makusha  | ZIM  | 8.29   | (0.3) |
| 4, Yahya Berrabah       | MAR  | 8.23   | (0.4) |
| 5, Luvo Manyonga        | RSA  | 8.21   | (0.2) |
| 6, Aleksandr Menkov     | RUS  | 8.19   | (0.0) |
| 7, Christian Reif       | GER  | 8.19   | (0.6) |
| 8, Sebastian Bayer      | GER  | 8.17   | (0.3) |
| 9, Will Clave USA       | 8.10 | (0.1); |       |
| 10, Marcos Chuva POR    | 8.05 | (0.1); |       |
| 11, Chris Tomlinson GBR | 7.87 | (0.1); |       |
| Kim Duk-Hyung KOR       | DNS  |        |       |

| Series   | <u>1</u> | <u>2</u> | <u>3</u> | <u>4</u> | <u>5</u> | <u>6</u> |
|----------|----------|----------|----------|----------|----------|----------|
| Phillips | 8.31     | 8.45     | x        | -        | x        | x        |
| Watt     | x        | 8.33     | 4.90     | 7.79     | x        | 8.06     |
| Makusha  | 8.29     | 8.15     | 8.14     | 8.00     | 8.07     | x        |
| Berrabah | 8.03     | 8.23     | x        | x        | x        | x        |
| Manyonga | 8.21     | x        | 7.82     | x        | x        | x        |
| Menkov   | 7.74     | 8.19     | x        | x        | 8.07     | x        |
| Reif     | 7.90     | 8.19     | x        | 7.98     | x        | 7.97     |
| Bayer    | 8.17     | 8.06     | 8.13     | 8.04     | 7.91     | 8.02     |

An Achilles tendon injury which prevented Phillips from training throughout June meant that the great American jumper was not even considered as a contender. Yet he led the qualifying round with a season's best of 8.32, while the highly regarded Saladino, Mokoena, Rutherford and US Champion Goodwin were all eliminated.

Phillips opened the final with 8.31, and then jumped 8.45 with one centimetre to spare on the board. That held up for the gold. Watt got his best jump of the competition – 8.33 – in that second round, overtaking Makusha who had leapt 8.29 (8.43 from toe to heel) in round one. None of the remaining efforts of Phillips were valid but he was assured of victory after his final no-jump. At that point he removed his bib num-

ber and held it up to the crowd. It was 1111, symbolising the four world golds he had won to match the feat of Iván Pedroso.

#### Qualifying round (8.15 or top 12 to final) (Sep 1)

**Group A qualifiers:** Phillips 8.32 (-0.2); Watt 8.15 (0.2); Reif 8.13 (0.3); Menkov 8.07 (-1.2); Berrabah 8.05 (0.1); Kim 8.02 (0.4); Tomlinson 8.02 (-0.5)

**Non-qualifiers:** Marquise Goodwin USA 8.02 (-0.1); Khotso Mokoena RSA 8.00 (-0.2); Ignisious Gaisah GHA 7.92 (-1.0); Damar Forbes JAM 7.91 (0.7); Luis Felipe Méliz ESP 7.82 (0.0); Robert Crowther AUS 7.74 (-0.2); Jorge McFarlane PER 7.66 (0.1); Michel Tornéus SWE 7.65 (0.0); Salim Sdiri FRA 7.58 (-1.3); Mohamed Fathalla Difallah EGY NM; Povilas Mykolaitis LTU NM

**Group B qualifiers:** Makusha 8.11 (-0.3); Bayer 8.11 (1.3); Chuva 8.10 (-0.4); Clave 8.09 (0.1); Manyonga 8.04 (-0.2)

**Non-qualifiers:** Louís Tsátoumas GRE 8.01 (-0.9); Greg Rutherford GBR 8.00 (1.4); Eusebio Cáceres ESP 7.91 (0.3); Tyrone Smith BER 7.91 (-0.1); Fabrice Lapierre AUS 7.89 (-1.2); Irving Saladino PAN 7.84 (0.2); Raymond Higgs BAH 7.72 (-0.8); Lin Ching-Hsuan TPE 7.30 (0.4); Kristinn Torfason ISL 7.17 (0.2); Trevell Quinley USA 7.09 (-2.3); Su Xiongfeng CHN 7.03 (1.0); Henry Dagmil PHI NM

## Moscow 2013

### Final (Aug 16)

|                         |      |        |       |
|-------------------------|------|--------|-------|
| 1, Aleksandr Menkov     | RUS  | 8.56   | (0.2) |
| 2, Ignisious Gaisah     | NED  | 8.29   | (0.4) |
| 3, Luis Rivera          | MEX  | 8.27   | (0.6) |
| 4, Eusebio Cáceres      | ESP  | 8.26   | (0.8) |
| 5, Mauro da Silva       | BRA  | 8.24   | (0.6) |
| 6, Christian Reif       | GER  | 8.22   | (0.1) |
| 7, Khotso Mokoena       | RSA  | 8.10   | (0.4) |
| 8, Damar Forbes         | JAM  | 8.02   | (0.1) |
| 9, Sebastian Bayer GER  | 7.98 | (0.1); |       |
| 10, Louís Tsátoumas GRE | 7.98 | (0.4); |       |
| 11, Dwight Phillips USA | 7.88 | (0.3); |       |
| 12, Li Jinzhe CHN       | 7.86 | (-0.2) |       |

| Series   | <u>1</u> | <u>2</u> | <u>3</u> | <u>4</u> | <u>5</u> | <u>6</u> |
|----------|----------|----------|----------|----------|----------|----------|
| Menkov   | 8.14     | 7.96     | 8.52     | 8.43     | 8.56     | x        |
| Gaisah   | 8.09     | 8.15     | 8.17     | 8.29     | x        | 8.16     |
| Rivera   | 7.92     | 8.16     | 8.17     | 8.03     | 8.27     | x        |
| Cáceres  | 8.09     | 8.25     | 8.17     | x        | 8.26     | 8.20     |
| Da Silva | x        | x        | 8.09     | 8.05     | 8.23     | 8.24     |
| Reif     | 8.18     | x        | 8.22     | 8.12     | 8.12     | 7.96     |
| Mokoena  | 8.00     | 7.91     | 7.87     | 7.93     | 8.01     | 8.10     |
| Forbes   | 8.02     | 7.89     | x        | x        | 8.00     | x        |

Menkov dominated the proceedings, producing the three longest jumps of the day with consecutive leaps of 8.52, 8.43 and finally 8.56. A simple hang technique with virtually no extraneous movement in the air was enough for Menkov to give the impression of being able to reach 8.75+ in the future. Reif led in the first round with 8.18, but was passed initially by Cáceres with 8.25 using a wild-looking hitchkick. Gaisah – Ghana's silver medallist from 2005, who had since transferred to Holland in 2013 – reached a Dutch record of 8.29. That was enough to keep Rivera, Cáceres, and da Silva at bay for the silver medal. Taking toe-to-heel measurements the best jumps for the top athletes were by Menkov – 8.57 (on his 8.56 jump), Reif 8.39 (8.22), Rivera 8.34 (8.27), Cáceres 8.32 (8.25) and Gaisah 8.31 (8.29).

#### Qualifying round (8.10 or top 12 to final) (Aug 14)

**Group A qualifiers:** Reif 8.09 (-0.4); Rivera 8.04 (-0.6); Forbes 7.96 (-0.5); Li 7.96 (-0.9); Bayer 7.95 (-0.2); da Silva 7.92 (-0.7)

**Non-qualifiers:** Tyrone Smith BER 7.89 (-0.6); Greg Rutherford GBR 7.87 (-1.0); Sergey Polyanskiy RUS 7.82 (0.0); Zarck Visser RSA 7.79 (0.3); Michel Tornéus SWE 7.75 (-0.1); George Kitchens USA 7.75 (-0.1); Izmir Smajlaj ALB 7.55 (0.4); Konstantin Safronov KAZ 7.47 (0.0); Quincy Breell ARU 7.10 (0.0)

**Group B qualifiers:** Eusebio Cáceres ESP 8.25 (0.0); Khotso Mokoena RSA 8.16 (-0.4); Aleksandr Menkov RUS 8.11 (-0.2); Louís Tsátoumas GRE 8.00 (-0.8); Dwight Phillips USA 7.95 (-0.2); Ignisious Gaisah NED 7.89 (0.2)

**Non-qualifiers:** Marcos Chuva POR 7.82 (-0.2); Alyn Camara GER 7.77 (-0.6); Salim Sdiri FRA 7.64 (0.0); Ndiss Kaba Badji SEN 7.62 (-0.3); Wang Jianan CHN 7.59 (-0.1); Adrian Vasile ROU 7.52 (-0.4); Marquis Dendy USA 7.36 (-0.4); Fabrice Lapierre AUS NM

## Beijing 2015

### Final (Aug 25)

|                     |     |      |       |
|---------------------|-----|------|-------|
| 1, Greg Rutherford  | GBR | 8.41 | (0.3) |
| 2, Fabrice Lapierre | AUS | 8.24 | (0.7) |
| 3, Wang Jianan      | CHN | 8.18 | (0.0) |
| 4, Gao Xinglong     | CHN | 8.14 | (1.2) |



|    |                   |     |      |        |
|----|-------------------|-----|------|--------|
| 5, | Li Jinzhe         | CHN | 8.10 | (0.2)  |
| 6, | Aleksandr Menkov  | RUS | 8.02 | (-0.5) |
| 7, | Kafétien Gomis    | FRA | 8.02 | (0.1)  |
| 8, | Sergey Polyanskiy | RUS | 7.97 | (0.0)  |

9, Jeffrey Henderson USA 7.95 (-0.6); 10, Tyrone Smith BER 7.79 (0.0); 11, Radek Juška CZE 7.57 (-0.4); Mike Hartfield USA NM

| Series     | 1    | 2    | 3    | 4    | 5    | 6    |
|------------|------|------|------|------|------|------|
| Rutherford | x    | 8.29 | x    | 8.41 | -    | p    |
| Lapierre   | x    | 7.85 | 8.10 | x    | 8.20 | 8.24 |
| Wang       | 8.14 | 8.18 | 8.08 | x    | x    | 6.27 |
| Gao        | 8.14 | 7.87 | 7.85 | x    | 7.95 | 8.02 |
| Li         | 7.69 | x    | 8.09 | x    | 8.10 | x    |
| Menkov     | 8.02 | x    | 7.98 | x    | x    | x    |
| Gomis      | x    | x    | 8.02 | 7.57 | x    | 7.80 |
| Polyanskiy | 7.89 | 7.97 | x    | x    | x    | x    |

Wang (18) led the competition after the first round with 8.14, which he improved to 8.18 in the second stanza. Rutherford quickly settled matters with a jump of 8.29, followed two rounds later with an 8.41 featuring a plasticine gap of only 1.5cm. The major change in the last two rounds came with Lapierre's medal-winning efforts of 8.20 and then 8.24. Henderson – who qualified with 8.36 – had a miserable day, managing one valid jump of 7.95. His compatriots fared much worse. Hartfield fouled out in the final while Dendy went out in qualifying. For Rutherford it gave him a full house of championships – World, Olympic, Commonwealth and European – the fifth to complete such a collection only available to Britons and Cypriots.

#### Qualifying round (8.15 or top 12 to final) (Aug 24)

**Group A qualifiers:** Wang 8.12 (0.4); Gomis 8.09 (0.9); Menkov 8.08 (0.4); Juška 7.98 (0.6)

**Non-qualifiers:** Yohei Sugai JPN 7.92 (-0.6); Kanstantsin Barychevskiy BLR 7.89 (0.6); Dan Bramble GBR 7.83 (0.9); Zarck Visser RSA 7.79 (0.0); Marquis Dendy USA 7.78 (-0.1); Maykel D. Massó CUB 7.70 (0.3); Alyn Camara GER 7.66 (1.6); Ahmed Fayaz Al-Dosari KSA 7.63 (-0.1); Damar Forbes JAM 7.62 (0.2); Higor Alves BRA 7.60 (0.5); Quincy Breell ARU & Michel Tornéus SWE NM

**Group B qualifiers:** Henderson 8.36 (0.7); Rutherford 8.25 (0.3); Hartfield 8.13 (0.5); Gao 8.11 (0.2); Li 8.10 (0.1); Polyanskiy 8.06 (0.3); Smith 8.03 (0.9); Lapierre 8.03 (0.2)

**Non-qualifiers:** Khotso Mokoena RSA 7.98 (1.1); Fabian Heinle GER 7.96 (-0.1); Emiliano Lasa URU 7.95 (1.0); Rushwal Samaai RSA 7.79 (0.7); Ignisious Gaisah NED 7.77 (0.5); Waisale Dausoko FIJ 6.89 (0.4); Ifeanyi Otuonye TKS & Aleksandro Melo BRA NM

#### LONG JUMP

##### Multiple Medallists:

|   |                  |         |                              |
|---|------------------|---------|------------------------------|
| 5 | Dwight Phillips  | USA     | 03-1, 05-1, 07-3, 09-1, 11-1 |
| 4 | Iván Pedroso     | CUB     | 95-1, 97-1, 99-1, 01-1       |
| 3 | Carl Lewis       | USA     | 83-1, 87-1, 91-2             |
|   | Mike Powell      | USA     | 91-1, 93-1, 95-3             |
| 2 | Larry Myricks    | USA     | 87-3, 91-3                   |
|   | James Beckford   | JAM     | 95-2, 03-2                   |
|   | Yago Lamela      | ESP     | 99-2, 03-3                   |
|   | Ignisious Gaisah | GHA/NED | 05-2, 13-2                   |
|   | Mitchell Watt    | AUS     | 09-3, 11-2                   |

##### Most Finals:

|   |          |   |
|---|----------|---|
| 7 | Phillips | 01-8, 03-1, 05-1, 07-3, 09-1, 11-1, 13-11 |
|---|----------|---|

##### Most Appearances:

|   |          |   |
|---|----------|---|
| 7 | Pedroso  | 93-nm, 95-1, 97-1, 99-1, 01-1, 03-nm/Q, 05-nm/Q |
|   | Phillips | 01-8, 03-1, 05-1, 07-3, 09-1, 11-1, 13-11       |

##### National Placings:

|     | 1 | 2 | 3 | 4 | 5 | 6 | 7 | 8 | Points |
|-----|---|---|---|---|---|---|---|---|--------|
| USA | 8 | 4 | 5 | 2 | - | - | 2 | 3 | 139    |
| AUS | - | 2 | 1 | 2 | 1 | 2 | - | - | 40     |
| CUB | 4 | - | - | - | - | 1 | - | - | 35     |
| RUS | 1 | 1 | 1 | - | - | 2 | - | 1 | 28     |
| JAM | - | 2 | - | 1 | - | 1 | 1 | 1 | 25     |
| ESP | - | 1 | 1 | 2 | - | - | 1 | - | 25     |
| RSA | - | 1 | - | - | 2 | - | 2 | 1 | 20     |
| CHN | - | - | 1 | 1 | 1 | 1 | 1 | - | 20     |
| GER | - | - | - | 2 | 1 | 1 | 1 | 1 | 20     |
| UKR | - | - | 1 | 1 | - | 2 | - | 1 | 18     |
| ITA | - | 1 | - | 1 | - | - | 1 | - | 14     |
| GBR | 1 | - | - | - | 1 | - | - | 1 | 13     |
| GHA | - | 1 | - | 1 | - | - | - | - | 12     |

#### Men's Long Jump, continued

##### National Placings:

|               | 1         | 2         | 3         | 4         | 5         | 6         | 7         | 8         | Points     |
|---------------|-----------|-----------|-----------|-----------|-----------|-----------|-----------|-----------|------------|
| PAN           | 1         | -         | -         | -         | -         | 1         | -         | -         | 11         |
| BUL           | -         | -         | -         | -         | 1         | 1         | 1         | 1         | 10         |
| FRA           | -         | -         | -         | -         | 1         | 1         | 1         | -         | 9          |
| URS           | -         | 1         | -         | -         | -         | -         | -         | 1         | 8          |
| BRA           | -         | -         | -         | -         | 2         | -         | -         | -         | 8          |
| ROU           | -         | -         | -         | -         | 2         | -         | -         | -         | 8          |
| NED           | -         | 1         | -         | -         | -         | -         | -         | -         | 7          |
| FIN           | -         | -         | 1         | -         | -         | -         | -         | -         | 6          |
| MEX           | -         | -         | 1         | -         | -         | -         | -         | -         | 6          |
| POR           | -         | -         | 1         | -         | -         | -         | -         | -         | 6          |
| SLO           | -         | -         | 1         | -         | -         | -         | -         | -         | 6          |
| ZIM           | -         | -         | 1         | -         | -         | -         | -         | -         | 6          |
| MAR           | -         | -         | -         | 1         | -         | -         | -         | 1         | 6          |
| HUN           | -         | -         | -         | 1         | -         | -         | -         | -         | 5          |
| KSA           | -         | -         | -         | -         | 1         | -         | -         | 1         | 5          |
| BLR           | -         | -         | -         | -         | -         | 1         | 1         | -         | 5          |
| CAY           | -         | -         | -         | -         | 1         | -         | -         | -         | 4          |
| YUG           | -         | -         | -         | -         | 1         | -         | -         | -         | 4          |
| SEN           | -         | -         | -         | -         | -         | -         | 2         | -         | 4          |
| GRE           | -         | -         | -         | -         | -         | 1         | -         | -         | 3          |
| BOT           | -         | -         | -         | -         | -         | -         | 1         | -         | 2          |
| BAH           | -         | -         | -         | -         | -         | -         | -         | 1         | 1          |
| NGR           | -         | -         | -         | -         | -         | -         | -         | 1         | 1          |
| <b>Totals</b> | <b>15</b> | <b>15</b> | <b>15</b> | <b>15</b> | <b>15</b> | <b>15</b> | <b>15</b> | <b>15</b> | <b>540</b> |

#### Triple Jump

#### Helsinki 1983

##### Final (Aug 8)

|    |                   |     |       |       |
|----|-------------------|-----|-------|-------|
| 1, | Zdzisław Hoffmann | POL | 17.42 | (0.6) |
| 2, | Willie Banks      | USA | 17.18 | (0.4) |
| 3, | Ajayi Agbebaku    | NGR | 17.18 | (1.4) |
| 4, | Mike Conley       | USA | 17.13 | (1.6) |
| 5, | Vlastimil Mařinec | TCH | 17.13 | (1.1) |
| 6, | Ján Čado          | TCH | 17.06 | (1.4) |
| 7, | Béla Bakosi       | HUN | 16.83 | (0.2) |
| 8, | Al Joyner         | USA | 16.76 | (0.2) |

9, Peter Bouschen FRG 16.70 (1.8); 10, Gennadiy Valyukevich URS 16.41w (3.0) & 16.33 (0.3); 11, Bedros Bedrosian ROU 16.18 (0.3); 12, Steve Hanna BAH 14.96 (-1.0)

| Series   | 1     | 2      | 3     | 4     | 5     | 6     |
|----------|-------|--------|-------|-------|-------|-------|
| Hoffmann | 16.74 | 16.98  | 17.00 | 17.18 | 17.35 | 17.42 |
| Banks    | 17.08 | 16.72  | 17.18 | 16.55 | x     | x     |
| Agbebaku | 17.01 | 16.78w | 16.87 | 13.52 | 16.86 | 17.18 |
| Conley   | 16.66 | 16.91w | 17.13 | 16.86 | 17.05 | 17.07 |
| Mařinec  | 16.67 | x      | 17.13 | x     | 16.71 | x     |
| Čado     | 16.45 | 16.40  | 17.01 | 13.69 | x     | 17.06 |
| Bakosi   | 16.60 | 16.76  | 16.46 | 16.71 | x     | 16.83 |
| Joyner   | 16.76 | 15.98  | 16.58 | 16.20 | 16.40 | 16.48 |

Apart from the Finns, the red-vested Americans were the most popular athletes in Helsinki, and none pleased the crowd more than Willie Banks. The backstraight spectators were delighted when Banks asked them to clap rhythmically when he took to the runway. He rewarded them with the best jump of the first round – 17.08 – before returning to listen to music from “Dreamgirls” on his personal stereo. Under current rules, it would be illegal for him to take such devices infield.

The crowd were also getting behind the other jumpers, who responded by producing a spate of 17m efforts. In round three Conley went ahead at 17.13, only to be overtaken immediately by Banks's 17.18. In round four, neither of the Americans improved, but Hoffmann, jumping last, matched Banks's leading distance and moved into second place on countback. At this point, the first eight comprised four pairs of jumpers each with identical distances.

Banks was unable to improve, but Hoffmann continued his progress in the fifth: 17.35 into a headwind. Banks responded with his longest leap, around 17.50, but it was a borderline foul. The Pole ended the contest with 17.42. He had improved with each one of his jumps.

##### Qualifying round (16.60 or top 12 to final) (Aug 7)

**Group A qualifiers:** Agbebaku 16.80 (-0.9); Hoffmann 16.72 (-0.3); Joyner 16.65 (-0.2); Valyukevich 16.64 (-0.4); Banks 16.58 (-0.4); Čado 16.50 (-1.4); Bedrosian 16.43 (-0.5); Bakosi 16.41 (-0.3)



**Non-qualifiers:** Zou Zhenxian CHN 16.17 (0.3); John Herbert GBR 16.12 (-1.7); Esa Viitasalo FIN 16.03 (-2.2); Wolfgang Knabe FRG 15.61 (-2.0); Oswald Philip MNT 13.96 (0.6); Adnan Abu Laoui JOR 13.53 (-1.0)

**Group B qualifiers:** Conley 16.90 (0.4); Hanna 16.76 (-1.5); Bouschen 16.71 (-0.8); Mařinec 16.57 (0.2)

**Non-qualifiers:** Vasily Grishchenkov URS 16.29 (-0.7); Khristo Markov BUL 16.25 (-0.3); Keith Connor GBR 16.18 (0.5); Claes Rahm SWE 16.07 (0.7); Dan Simion ROU 15.96 (-0.9); Mamadou Diallo SEN 15.67 (-0.2); Jos Quinahiza ECU 15.18 (-0.2); Dimitros Mihos GRE NM; Jos Salazar VEN DNS

## Rome 1987

### Final (Aug 31)

|    |                     |     |        |        |
|----|---------------------|-----|--------|--------|
| 1, | Khristo Markov      | BUL | 17.92  | (1.6)  |
| 2, | Mike Conley         | USA | 17.67  | (-1.0) |
| 3, | Oleg Sakirkin       | URS | 17.43  | (1.4)  |
| 4, | Aleksandr Kovalenko | URS | 17.38  | (-1.0) |
| 5, | Jacek Pastusinski   | POL | 17.35  | (1.7)  |
| 6, | Joseph Taiwo        | NGR | 17.29w | (3.9)  |
| 7, | Peter Bouschen      | FRG | 17.26w | (3.6)  |
| 8, | Oleg Protsenko      | URS | 17.23w | (3.9)  |

### Legal bests:

|           |       |        |
|-----------|-------|--------|
| Taiwo     | 17.09 | (1.8)  |
| Bouschen  | 17.08 | (-0.4) |
| Protsenko | 16.30 | (0.3)  |

9, Norbert Elliott BAH 16.79 (1.9); 10, Ivan Slanar TCH 16.69 (0.9); 11, Dario Badinelli ITA 16.63 (0.5); 12, Zdzisław Hoffmann POL 16.58 (1.9); Norifumi Yamashita JPN NM

| Series      | 1      | 2      | 3      | 4     | 5      | 6     |
|-------------|--------|--------|--------|-------|--------|-------|
| Markov      | 17.70w | 17.73  | x      | 17.92 | x      | x     |
| Conley      | 17.34w | 17.37  | x      | 17.65 | x      | 17.67 |
| Sakirkin    | 17.03  | 17.36  | 17.31w | x     | 17.29  | 17.43 |
| Kovalenko   | 17.38  | x      | x      | x     | 16.81w | 16.99 |
| Pastusinski | 17.27  | 17.20  | 17.13  | 17.28 | 17.35  | 17.26 |
| Taiwo       | 17.29w | x      | 17.09  | 16.82 | 16.96  | x     |
| Bouschen    | x      | 17.26w | x      | 17.08 | 16.73  | 16.72 |
| Protsenko   | x      | x      | 17.23w | x     | x      | 16.30 |

Once again the United States were thwarted by Eastern Europe. Surprisingly, world record holder Willie Banks and his compatriot Charlie Simpkins did not make the final. World Indoor Champion Conley did, and drew the favourable final spot in the jumping order. But before Conley could take his first jump, European Champion Markov went out to 17.70w. In round two, the Bulgarian improved to 17.73. Kovalenko was a distant second at 17.38, with Conley one centimetre behind. In the fifth round, the mop-haired Markov powered down the runway and hit the board 4cm from the plasticine before leaping out to a legal 17.92, the second longest jump ever. Conley and Sakirkin both overtook Kovalenko for the other medals. The three components of the winning jump were measured at 6.50, 5.30 and 6.12.

### Qualifying round (16.85 or top 12 to final) (Aug 30)

**Group A qualifiers:** Sakirkin 17.35 (-0.1); Protsenko 17.08 (2.0); Conley 17.06 (1.5); Hoffmann 16.73 (1.1); Badinelli 16.64 (0.3); Slanar 16.57 (1.3); Yamashita 16.57 (0.5)

**Non-qualifiers:** Didier Falise BEL 16.51 (1.1); Jos Leito POR 16.17 (1.2); Frank Rutherford BAH 15.99 (0.8); Francisco dos Santos BRA 15.85 (-0.7); Arne Holm SWE 15.76 (-0.5); Jos Gregorio Salazar VEN 15.76 (0.5); Ajayi Agbebaku NGR 15.66 (-0.8); Toussaint Rabenala MAD 15.53 (0.2); Paulo Noronha MOZ 14.62 (0.5)

**Group B qualifiers:** Markov 17.20 (1.1); Kovalenko 17.16 (0.2); Bouschen 17.01 (-0.2); Pastusinski 17.00 (-0.6); Elliott 16.65 (0.4); Taiwo 16.63 (0.4)

**Non-qualifiers:** Georgi Pomaschki BUL 16.49 (1.3); Francis Doodoo GHA 16.48 (0.5); Serge Helan FRA 16.41 (0.5); Charles Simpkins USA 16.40 (0.7); Willie Banks USA 16.37 (0.7); Đorđe Kožul YUG 16.37 (-0.5); Edrick Floreal CAN 16.33 (-0.1); Edward Cruden SUR 15.32 (-0.5); Marios Hadjiandreou CYP 14.78 (0.6); Mohamed Zaki Sadri MAS NM

## Tokyo 1991

### Final (Aug 26)

|    |                 |     |       |        |
|----|-----------------|-----|-------|--------|
| 1, | Kenny Harrison  | USA | 17.78 | (-0.8) |
| 2, | Leonid Voloshin | URS | 17.75 | (1.0)  |
| 3, | Mike Conley     | USA | 17.62 | (0.4)  |
| 4, | Vasily Sokov    | URS | 17.28 | (-0.4) |

|    |                     |     |       |        |
|----|---------------------|-----|-------|--------|
| 5, | Tord Henriksson     | SWE | 17.12 | (0.5)  |
| 6, | Brian Wellman       | BER | 16.98 | (-0.5) |
| 7, | Yoelvis Quesada     | CUB | 16.94 | (-0.4) |
| 8, | Georges Sainte-Rose | FRA | 16.92 | (-0.3) |

9, Ralf Jaros GER 16.76 (-2.1); 10, Oleg Denishchik URS 16.61 (-0.2); 11, Norifumi Yamashita JPN 16.26 (-0.4); 12, Andrzej Grabarczyk POL 16.23 (-0.2)

| Series      | 1     | 2     | 3     | 4     | 5     | 6     |
|-------------|-------|-------|-------|-------|-------|-------|
| Harrison    | x     | 17.78 | 17.41 | 17.59 | x     | 17.53 |
| Voloshin    | x     | 17.59 | 17.75 | 17.53 | x     | x     |
| Conley      | x     | 17.62 | x     | 15.38 | x     | 17.61 |
| Sokov       | 17.22 | 17.28 | x     | 16.92 | 16.07 | x     |
| Henriksson  | 17.12 | x     | x     | x     | 16.14 | x     |
| Wellman     | 16.98 | 16.57 | 16.09 | 16.46 | x     | 16.40 |
| Quesada     | 16.75 | 16.78 | 16.94 | 15.40 | 16.40 | x     |
| Sainte-Rose | 16.92 | x     | 16.52 | x     | x     | 16.21 |

Harrison went one better than Willie Banks in 1983 by winning over the crowd and taking the gold medal. The enthusiastic crowd needed little encouragement and clapped every move of the jumpers. Harrison, drawn seventh in the final, managed to attract a little extra support and opened his account in the final with a foul close to 18 metres. In the second round, he got it right with 17.78 into a headwind. Harrison further delighted the crowd by performing a back-flip when the distance was announced.

This proved to be good enough for victory, although Voloshin got close with 17.75 at the start of the third round. The Soviet jumper was lucky: not only did he enjoy a following wind of 1.0, he also came perilously close to marking the plasticine. The bronze medal went to Conley, drawn to jump last as in Rome.

### Qualifying round (16.95 or top 12 to final) (Aug 25)

**Group A qualifiers:** Sokov 17.16 (0.5); Quesada 17.13 (1.4); Harrison 17.08 (1.6); Sainte-Rose 17.07 (1.1); Wellman 17.02 (-0.3); Denishchik 16.92 (-0.2); Grabarczyk 16.88 (0.9)

**Non-qualifiers:** John Herbert GBR 16.79 (0.4); Khristo Markov BUL 16.67 (0.4); Jan Cado TCH 16.58 (0.0); Lotfi Khaida ALG 16.54 (1.3); Zou Sixin CHN 16.35 (0.6); Marios Hadjiandreou CYP 16.04 (0.9); Santiago Moreno ESP 16.04w (2.3) & 15.93 (0.6); Paul Nioze SEY 15.72 (0.8); Lucian Sfiea ROU 15.27 (-0.4); Franois Reteno GAB 14.43 (-0.7); Eugene Koranteng GHA NM; Khalid Ahmed Mousa SUD DNS

**Group B qualifiers:** Voloshin 17.29 (0.2); Henriksson 17.07 (0.6); Conley 16.98 (0.8); Yamashita 16.88 (0.5); Jaros 16.88 (0.2)

**Non-qualifiers:** Eugeniusz Bedeniczuk POL 16.76 (2.0); Frank Rutherford BAH 16.74 (0.3); Chen Yanping CHN 16.70 (16.70); Edrick Floreal CAN 16.68 (0.9); Serge Helan FRA 16.51 (-0.2); Pierre Camara FRA 16.49 (-0.8); Don Parish USA 16.45 (0.3); Galin Georgiev BUL 16.18 (0.5); Anisio Silva BRA 16.18 (1.2); Rogel Nachum ISR 15.90 (0.9); Toussaint Rabenala MAD 15.82 (-0.6); 17, Benjamin Koech KEN 15.74 (15.74); Jerome Romain DMA 15.49 (1.0); Lindford Castillo BIZ 13.93 (0.6)

## Stuttgart 1993

### Final (Aug 16)

|    |                  |     |       |       |
|----|------------------|-----|-------|-------|
| 1, | Mike Conley      | USA | 17.86 | (0.3) |
| 2, | Leonid Voloshin  | RUS | 17.65 | (0.0) |
| 3, | Jonathan Edwards | GBR | 17.44 | (0.1) |
| 4, | Ralf Jaros       | GER | 17.34 | (0.1) |
| 5, | Pierre Camara    | FRA | 17.28 | (0.5) |
| 6, | Denis Kapustin   | RUS | 17.19 | (0.6) |
| 7, | Anisio Silva     | BRA | 17.19 | (0.2) |
| 8, | Brian Wellman    | BER | 17.12 | (0.0) |

9, Serge Helan FRA 17.09 (1.1); 10, Kenny Harrison USA 17.06 (0.5); 11, Jerome Romain DMA 16.98 (0.1); 12, Yoelbi Quesada CUB 16.77 (-0.1); 13, Oleg Denishchik BLR 16.61 (0.2)

| Series   | 1     | 2     | 3     | 4     | 5     | 6     |
|----------|-------|-------|-------|-------|-------|-------|
| Conley   | x     | 17.21 | 17.70 | 16.23 | 17.86 | 17.77 |
| Voloshin | 17.48 | x     | x     | x     | x     | 17.65 |
| Edwards  | x     | 17.24 | x     | 17.31 | 17.44 | x     |
| Jaros    | 16.77 | x     | 17.34 | x     | x     | 17.00 |
| Camara   | 17.28 | 16.60 | x     | 17.08 | 17.13 | 17.15 |
| Kapustin | 17.01 | 17.19 | x     | 16.20 | x     | 16.75 |
| Silva    | 17.19 | x     | 15.00 | 15.15 | x     | 16.95 |
| Wellman  | 17.00 | 17.12 | x     | 17.01 | x     | 16.90 |

Having filled positions 4-2-3 at the first three World Championships, Conley – now the Olympic Champion – finally became a World Champion. He did so not with his traditional last-round surge, his 17.70 in the third would have been good enough to win. A foul of close to 18m by Voloshin spurred the American to 17.86 in the fifth.

“The crowd helped a lot, I felt like I was at home.” said Conley. “Now all I have to do is pick out the colour of the car,” he added, referring to the Mercedes he was about to collect.

#### Qualifying round (17.10 or top 12 to final) (Aug 15)

**Group A qualifiers:** Jaros 17.18 (1.2); Silva 17.05 (0.2); Quesada 17.02 (0.6); Edwards 16.98 (0.7); Hélan 16.97 (0.6); Harrison 16.95 (0.3)

**Non-qualifiers:** Rogel Nachum ISR 16.86 (0.5); Vasily Sokov RUS 16.85 (-1.0); Reggie Jones USA 16.83 (1.3); Toussaint Rabenala MAD 16.81 (0.1); Francis Agyepong GBR 16.46 (-0.2); Parkev Grigoryan ARM 16.35 (-0.5); Volker Mai GER 16.33 (-0.3); Zsolt Czinger HUN 16.32 (0.4); Andrius Raizgys LTU 16.05 (-0.2); Marzouk Abdallah Al-Yoha KUW 16.04 (0.4); Igor Lapshin BLR 15.87 (-1.4); Park Min-Soo KOR 15.93 (-1.0); Frank Rutherford BAH 15.86 (-1.2); Lotfi Khaïda ALG 15.77 (0.2); Tord Henriksson SWE 15.67 (-0.2); Sergey Arzamasov KAZ 15.40 (-0.2); Olive Fiffita TGA NM

**Group B qualifiers:** Conley 17.39 (0.8); Voloshin 17.34 (0.0); Camara 17.19 (-0.1); Kapustin 17.09 (-2.2); Denishchik 16.88 (-1.5); Wellman 16.87 (0.4); Romain 16.87 (-0.6)

**Non-qualifiers:** Māris Bruzihks LAT 16.85 (-0.2); Georges Sainte-Rose FRA 16.84 (0.1); Edrick Floréal CAN 16.84 (0.8); Vladimir Inozemtsev UKR 16.84 (0.3); Daniel Osorio CUB 16.78 (-0.5); Tosi Fasino GBR 16.71 (0.4); Oleg Sakirkin KAZ 16.64 (1.0); Milan Mikuláš TCH 16.59 (-0.6); Armen Martirosyan ARM 16.50 (-0.2); Vasif Asadov AZE 16.43 (0.2); Karsten Richter GER 16.13 (-0.2); Khristo Markov BUL 16.11 (0.2); Gyula Pálóczi HUN 15.89 (-0.8); Banaras Khan PAK 15.46 (0.0); Zou Sixin CHN NM

## Gothenburg 1995

### Final (Aug 7)

|    |                  |     |                     |        |
|----|------------------|-----|---------------------|--------|
| 1, | Jonathan Edwards | GBR | 18.29 <sup>WR</sup> | (1.3)  |
| 2, | Brian Wellman    | BER | 17.62 <sup>w</sup>  | (2.7)  |
| 3, | Jerome Romain    | DMA | 17.59 <sup>w</sup>  | (2.1)  |
| 4, | Yoelbi Quesada   | CUB | 17.59 <sup>w</sup>  | (2.6)  |
| 5, | Yoel García      | CUB | 17.16               | (1.2)  |
| 6, | James Beckford   | JAM | 17.13 <sup>w</sup>  | (2.5)  |
| 7, | Mike Conley      | USA | 16.96 <sup>w</sup>  | (3.6)  |
| 8, | Galin Georgiev   | BUL | 16.93               | (-0.2) |

### Legal bests:

|          |       |       |
|----------|-------|-------|
| Wellman  | 17.31 | (0.6) |
| Romain   | 17.36 | (1.8) |
| Quesada  | 17.19 | (1.3) |
| Beckford | None  |       |
| Conley   | 16.77 | (0.5) |

9, Tord Henriksson SWE 16.92 (0.1); 10, Māris Bruzihks LAT 16.80 (1.4); 11, Rogel Nachum ISR 16.69 (1.7); 12, Sergey Arzamasov KAZ 16.68 (0.8)

| Series   | 1     | 2                  | 3     | 4                  | 5     | 6                  |
|----------|-------|--------------------|-------|--------------------|-------|--------------------|
| Edwards  | 18.16 | 18.29              | -     | -                  | 17.49 | -                  |
| Wellman  | x     | x                  | 17.31 | 17.62 <sup>w</sup> | x     | x                  |
| Romain   | 17.36 | 17.59 <sup>w</sup> | 17.25 | 17.18              | x     | x                  |
| Quesada  | 17.19 | x                  | x     | x                  | x     | 17.59 <sup>w</sup> |
| Garcia   | 16.90 | 17.18              | x     | x                  | -     | x                  |
| Beckford | x     | 17.13 <sup>w</sup> | x     | -                  | -     | -                  |
| Conley   | x     | 16.96 <sup>w</sup> | 16.77 | -                  | x     | x                  |
| Georgiev | 16.93 | x                  | x     | 16.79              | x     | x                  |

Four times in 1995, Edwards had exceeded 18m but on each occasion the wind was over the allowable limit for record purposes. He did manage to improve the world record to 17.98 at Salamanca on July 18. There was great anticipation to see if he could finally beat the 18m barrier, legally, in Gothenburg.

Normally one has to wait for confirmation from the scoreboard to see if a world record has been set in a field event. This was not the case after the first jump in the final by the 29 year-old Briton. His hop, skip and jump took him to a place in the sand further than the end of the yellow marker board, which itself was longer than 18m. The wind was legal and the distance 18.16, a world record by a handsome margin. There was room for improvement; Edwards had a few centimetres to spare on take-off and lost a few more in the sand. His second attempt was better, and clearly even further. It was 18.29 or a quarter of an inch

further than 60 feet. No-one else had ever set consecutive world triple jump records in the same series; Edwards was the first man to set three world records in one season.

The contest for the silver and bronze was between Wellman, Romain and Quesada. The Dominican held second place with 17.59w until the cut, then was displaced by the Bermudan and his 17.62w in round 4. Quesada was possibly further in the fifth but fouled. The Cuban finished with 17.59w, but lost the bronze to Romain on their next best jumps, 17.36 to 17.19. Edwards's only other effort was 17.49 in the fifth.

“If I never come within half a metre again, I'll have no complaints,” said Edwards. Biomechanical analysis of his record jumps showed that the 18.16 comprised thirds of 6.12, 5.19 and 6.85. The 18.29 was made up of a 6.05 hop, 5.22 step and 7.02 jump. The analysis showed that the Briton was significantly faster than other finalists in his last strides, achieved a near-ideal angle of take-off, and maintained superior velocity throughout the three phases of the triple jump.

It should be noted that those phase measurements have since been questioned by other studies which estimate that the total of Edwards's first two sections in his record jumps were not 11.31 and 11.27, but 11.54 and 11.60. Toe-to-board gap for the two records were estimated to be 13cm, meaning the gross distances would have been 18.29 and 18.42.

#### Qualifying round (17.10 or top 12 to final) (Aug 5)

**Group A qualifiers:** Edwards 17.46 (1.4); Quesada 17.26 (1.2); Bruzihks 16.95 (0.8); Nachum 16.71 (1.7)

**Non-qualifiers:** Armen Martirosyan ARM 16.60<sup>w</sup> (2.7); Ndabezinhle Mdhlongwa ZIM 16.53 (1.9); Georges Sainte-Rose FRA 16.52<sup>w</sup> (2.8); Andrius Raizgys LTU 16.40 (2.0); Andrew Murphy AUS 16.37 (-0.1); Denis Kapustin RUS 16.32 (-0.8); Karim Sassi TUN 16.26 (0.9); Arne Holm SWE 15.94 (0.1); Aleksey Fatyanov AZE 15.77 (0.4); Paul Nioze SEY 15.71 (1.8); Festus Igbinoghene NGR 15.68 (-1.6); Edward Manderson CAY 15.50 (1.2); Xavier Montane AND 15.04 (1.6); Leonard Cobb USA 14.90 (1.1); Oleg Sakirkin KAZ, Jacek Butkiewicz POL, Anisio Silva BRA & Salem Al-Ahmadi KSA NM

**Group B qualifiers:** Romain 17.48 (1.6); Wellman 17.44<sup>w</sup> (2.3); Arzamasov 17.27 (1.6); García 16.98 (-0.1); Henriksson 16.94 (0.5); Beckford 16.92 (1.3); Conley 16.80 (0.9); Georgiev 16.80 (0.8)

**Non-qualifiers:** Francis Agyepong GBR 16.58 (0.9); Jacob Katonon KEN 16.55 (1.5); LaMark Carter USA 16.51 (-1.2); Lars Hedman SWE 16.43 (1.2); Frank Rutherford BAH 16.38 (1.7); Serge Hélan FRA 15.91 (0.1); Julio López ESP 15.80 (-0.1); Daniel Flores HON 14.92<sup>w</sup> (2.1) & 14.76 (0.5); Kawan Lovelace BIZ, Vasif Asadov AZE, Zsolt Czinger HUN & Marios Hadjiandreou CYP NM; Zeng Lizhi CHN NM; Francis Dodoo GHA DNS

## Athens 1997

### Final (Aug 8)

|    |                    |     |       |        |
|----|--------------------|-----|-------|--------|
| 1, | Yoelbi Quesada     | CUB | 17.85 | (0.9)  |
| 2, | Jonathan Edwards   | GBR | 17.69 | (0.3)  |
| 3, | Aliecer Urrutia    | CUB | 17.64 | (0.0)  |
| 4, | Denis Kapustin     | RUS | 17.59 | (-0.2) |
| 5, | Brian Wellman      | BER | 17.22 | (0.0)  |
| 6, | Jerome Romain      | DMA | 17.17 | (-0.4) |
| 7, | Hristos Meletoglou | GRE | 17.12 | (-0.2) |
| 8, | Andrew Owusu       | GHA | 17.11 | (0.4)  |

9, Kenny Harrison USA 17.05 (-1.6); 10, Serge Hélan FRA 16.97 (-0.6); 11, Charles Friedek GER 16.86 (0.0); 12, Armen Martirosyan ARM 16.70 (-0.2)

| Series     | 1     | 2     | 3     | 4     | 5     | 6     |
|------------|-------|-------|-------|-------|-------|-------|
| Quesada    | 17.60 | 17.85 | 17.60 | x     | -     | -     |
| Edwards    | 17.33 | x     | 16.80 | 17.66 | 17.57 | 17.69 |
| Urrutia    | 17.23 | 17.64 | 17.25 | 15.67 | -     | x     |
| Kapustin   | x     | x     | 17.29 | 17.19 | 17.59 | x     |
| Wellman    | x     | 17.22 | 16.90 | x     | -     | x     |
| Romain     | 16.75 | 17.17 | 16.85 | 16.87 | 16.62 | 16.63 |
| Meletoglou | 16.75 | x     | 17.12 | x     | 16.48 | 16.85 |
| Owusu      | 17.11 | 16.74 | 15.33 | -     | 16.82 | 16.38 |

Seventh in 1991, twelfth in 1993 and fourth in 1995 (with the same distance as the third placed athlete), Quesada finally not only made it to the medal podium but scored a momentous victory over Edwards. The Cuban set the standard with a 17.60 opener and in the second round he delivered a national record of 17.85 which was to prove the longest

jump in the world that year. Considering he was competing for the first time since bruising a heel several weeks earlier, Edwards' performance was commendable (overtaking world indoor record holder Urrutia to place second with 17.69), but he was unhappy. "That's the first time I've gone to a major championships and not felt I've done myself justice. Silver's better than nothing but not much." However, he fared much better than his Olympic conqueror of the previous year, Harrison, who failed to make the cut in ninth place.

#### Qualifying Round (17.00 or top 12 to final) (Aug 6)

**Group A qualifiers:** Quesada 17.47 (0.5); Edwards 17.28 (0.4); Harrison 17.11 (-1.0); Meletoglou 17.04 (-0.3); Romain 17.03 (0.6); Friedek 16.98 (-2.0); Wellman 16.84 (0.8)

**Non-qualifiers:** Yoel García CUB 16.79 (0.7); Nikolay Raev BUL 16.72 (0.4); Andrey Kurennoy RUS 16.59 (1.3); Zoran Djurdjević YUG 16.49 (0.2); Ketill Hanstveit NOR 16.45 (0.8); Avi Tayari ISR 16.45 (1.9); Tibor Ordina HUN 16.38 (1.2); Sergey Arzamasov KAZ 16.37 (0.7); Georges Sainte-Rose FRA 16.32 (0.8); Volodymyr Kravchenko UKR 16.24 (0.7); Audrius Raizgys LTU 16.21 (0.6); Xavier Montané AND 14.58 (0.8); Aleksandr Tumanov TKM NM

**Group B qualifiers:** Urrutia CUB 17.11 (0.0); Owusu GHA 17.05 (0.3); Hélan FRA 17.01 (0.1); Martirosyan ARM 16.98 (0.7); Kapustin RUS 16.96 (0.0)

**Non-qualifiers:** Francis Agyepong GBR 16.83 (0.4); Raúl Chapado ESP 16.80 (1.5); Robert Howard USA 16.63 (0.6); Rostislav Dimitrov BUL 16.62 (0.3); Ndabezinhle Mdhlongwa ZIM 16.56 (0.2); Vasily Sokov RUS 16.42 (0.2); Māris Bruziks LAT 16.35 (-0.5); Oluyemi Sule NGR 16.16 (0.9); Yevgeniy Petin UZB 16.13 (0.0); Yuriy Osipenko UKR 16.13 (0.8); Zsolt Czinger HUN 16.04 (-0.8); Paul Nioze SEY 15.79 (0.7); Paolo Camossi ITA NM; Majed Jabbar IRQ NM; Lao Jianfeng CHN DNS

## Seville 1999

#### Final (Aug 25)

|    |                    |     |       |        |
|----|--------------------|-----|-------|--------|
| 1, | Charles Friedek    | GER | 17.59 | (1.9)  |
| 2, | Rostislav Dimitrov | BUL | 17.49 | (1.4)  |
| 3, | Jonathan Edwards   | GBR | 17.48 | (0.4)  |
| 4, | Andrew Murphy      | AUS | 17.32 | (1.7)  |
| 5, | Paolo Camossi      | ITA | 17.29 | (1.5)  |
| 6, | LaMark Carter      | USA | 17.10 | (0.2)  |
| 7, | Jérôme Romain      | FRA | 17.10 | (-0.2) |
| 8, | Jiří Kuntoš        | CZE | 17.00 | (1.8)  |

9, Denis Kapustin RUS 16.89 (1.7); 10, Yoelbi Quesada CUB 16.88 (0.4); 11, Larry Achike GBR 16.59 (1.4); 12, Vasily Sokov RUS 16.53 (0.8)

| Series   | 1     | 2     | 3     | 4     | 5     | 6     |
|----------|-------|-------|-------|-------|-------|-------|
| Friedek  | 17.19 | x     | x     | 17.59 | x     | -     |
| Dimitrov | 17.49 | 17.28 | x     | x     | 17.04 | 16.79 |
| Edwards  | x     | 17.48 | 15.06 | 16.84 | 16.52 | 16.94 |
| Murphy   | 16.22 | 16.99 | 17.17 | x     | x     | 17.32 |
| Camossi  | 16.80 | x     | 17.29 | x     | 17.18 | 15.63 |
| Carter   | 16.61 | 16.65 | 17.01 | 16.52 | 16.98 | 17.10 |
| Romain   | 16.30 | 16.59 | 17.10 | 16.79 | 16.59 | 14.51 |
| Kuntoš   | 16.43 | x     | 17.00 | x     | 16.89 | x     |

Most athletes would be happy to come away from the World Championships with any medal but for Edwards his bronze was "a complete disaster." As he remarked, "I couldn't envisage not winning."

After he had led the qualifiers with 17.30, taking off from behind the entire board, it was no surprise when Dimitrov opened with a personal best of 17.49 in the final. Edwards fell just a centimetre short of that in round 2 but both were overtaken in the fourth round when Friedek followed a 17.19 opener, and two big but invalid efforts, with a personal best equalling 17.59. It was the German's third big triumph within a year, having won at the World Cup and World Indoors.

#### Qualifying round (17.00 or top 12 to final) (Aug 23)

**Group A qualifiers:** Quesada 16.88 (-0.1); Camossi 16.79 (0.1); Kapustin 16.73 (0.0); Kuntoš 16.70 (-0.6)

**Non-qualifiers:** Julian Golley GBR 16.68 (-0.2); Ionuț Pungă ROU 16.67 (0.2); Desmond Hunt USA 16.66 (0.1); Ketill Hanstveit NOR 16.59 (-0.2); Michael Calvo CUB 16.54 (-0.5); Brian Wellman BER 16.45 (0.1); Sergey Arzamasov KAZ 16.32 (-0.3); Von Ware USA 16.30 (0.2); Kenny Boudine FRA 16.19 (-0.3); Raúl Chapado ESP 15.98 (0.0); Sergey Bochkov AZE 15.91 (0.1); Audrius Raizgys LTU 15.76 (0.6); Remmy Limo KEN 15.68 (-0.6); Vitaliy Kolpakov UKR 15.64 (-0.4); Johan Meriluoto FIN 15.59 (0.2); Zsolt Czinger HUN NM

**Group B qualifiers:** Dimitrov 17.30 (1.3); Edwards 17.28 (-0.3); Friedek 17.16 (1.0); Romain 17.10 (0.0); Carter 17.01 (0.1); Murphy 17.00 (-0.3); Achike 16.96 (0.9); Sokov 16.85 (0.7)

**Non-qualifiers:** Rogel Nachum ISR 16.68 (-0.4); Armen Martirosyan ARM 16.67 (0.1); Andrew Owusu GHA 16.63 (-0.6); Oleg Sakirkin KAZ 16.58 (0.6); Yoel García CUB 16.56 (-0.1); Zoran Djurdjević YUG 16.52 (0.4); Vyacheslav Taranov RUS 16.45 (0.0); Mohamed Hamimid FRA 16.37 (0.1); Hristos Melétoğlu GRE 16.37 (-0.7); Salem Al-Ahmadi KSA 16.24 (0.1); Gable Garenamotse BOT 15.53 (0.7)

## Edmonton 2001

#### Final (Aug 6)

|    |                     |     |        |        |
|----|---------------------|-----|--------|--------|
| 1, | Jonathan Edwards    | GBR | 17.92  | (0.7)  |
| 2, | Christian Olsson    | SWE | 17.47  | (1.2)  |
| 3, | Igor Spasovkhodskiy | RUS | 17.44  | (0.9)  |
| 4, | Yoel García         | CUB | 17.40  | (1.2)  |
| 5, | Walter Davis        | USA | 17.20  | (0.3)  |
| 6, | Brian Wellman       | BER | 16.81  | (-1.3) |
| 7, | Larry Achike        | GBR | 16.79  | (0.8)  |
| 8, | Rostislav Dimitrov  | BUL | 16.72w | (2.4)  |

#### Legal best:

Dimitrov 16.70 (0.0)

9, Phillips Idowu GBR 16.60 (0.3); 10, Johan Meriluoto FIN 16.54 (1.1); 11, Paolo Camossi ITA 16.18 (-1.7); 12, Kónstantinos Zalagítis GRE 16.13 (1.6)

| Series         | 1      | 2     | 3     | 4      | 5     | 6     |
|----------------|--------|-------|-------|--------|-------|-------|
| Edwards        | 16.84  | x     | 17.92 | x      | -     | x     |
| Olsson         | 13.99  | 17.28 | 17.47 | -      | 16.96 | -     |
| Spasovkhodskiy | 16.79w | 16.69 | 16.37 | 16.89  | 17.44 | 16.88 |
| García         | 17.06  | 17.40 | 17.06 | 17.23  | 17.22 | 17.34 |
| Davis          | 17.20  | 17.18 | 17.05 | 14.43  | 16.60 | 16.92 |
| Wellman        | 15.69  | 16.81 | 16.39 | x      | -     | -     |
| Achike         | 16.75  | 16.67 | 16.79 | 16.77  | 15.48 | 16.74 |
| Dimitrov       | 16.24  | 16.50 | 16.70 | 16.72w | x     | 16.47 |

World record holder Edwards flirted with disaster in the qualifying round, needing three attempts to produce a decent jump. He clicked in the final to regain his world title after six years. In round 2, the Briton leapt around 17.90, but his jump was a foul by a margin of 60mm. By the end of that round, Edwards was fourth at 16.84 behind Olsson (17.47), García (17.40), and Davis (17.20).

With his third try, Edwards went even further than his foul and this time he had 7.8cm to spare on the board. His jump of 17.92 (17.99 from take-off) was the world's furthest since 1998 and comprised elements of 5.97, 5.43 and 6.52. In the fifth round, Spasovkhodskiy (17.44) overtook García for the bronze.

#### Qualifying round (17.10 or top 12 to final) (Aug 4)

**Group A qualifiers:** Davis 17.22 (0.7); Olsson 17.11 (-1.8); García 17.02 (-1.9); Camossi 16.89 (-0.2); Meriluoto 16.76 (-0.1); Idowu 16.74 (0.2); Zalagítis 16.64 (0.9)

**Non-qualifiers:** Aleksandr Glavatskiy BLR 16.56 (0.1); Andrew Murphy AUS 16.46 (0.5); Vasily Sokov UZB 16.26 (0.5); Sergey Bochkov AZE 16.19 (-1.1); Avi Tayari ISR 16.06 (0.2); Ionuț Pungă ROU NM; Arnis Filet FRA DNS

**Group B qualifiers:** Edwards 17.46 (-0.2); Achike 17.15 (0.7); Spasovkhodskiy 16.91 (-0.5); Dimitrov 16.90 (0.9); Wellman 16.78 (-)

**Non-qualifiers:** Marian Oprea ROU 16.62 (1.2); LaMark Carter USA 16.60 (0.3); Karl TAILLEPIERRE FRA 16.58 (-0.4); Takanori Sugibayashi JPN 16.41 (-0.1); Hristos Melétoğlu GRE 16.26 (-0.1); Sergey Arzamasov KAZ 15.87 (-1.7); Thomas Moede GER 15.83 (-0.1); Shawn Peters CAN 15.58 (0.3); Robert Howard USA 15.57 (-0.6); Jadel Gregório BRA DNS

## Paris 2003

#### Final (Aug 25)

|    |                   |     |       |        |
|----|-------------------|-----|-------|--------|
| 1, | Christian Olsson  | SWE | 17.72 | (-0.3) |
| 2, | Yoandri Betanzos  | CUB | 17.28 | (0.2)  |
| 3, | Leevan Sands      | BAH | 17.26 | (-0.4) |
| 4, | David Girat       | CUB | 17.23 | (0.1)  |
| 5, | Jadel Gregório    | BRA | 17.11 | (0.2)  |
| 6, | Kenta Bell        | USA | 17.08 | (0.0)  |
| 7, | Hristos Melétoğlu | GRE | 16.92 | (1.2)  |
| 8, | Andrew Owusu      | GHA | 16.86 | (0.0)  |

9, Yoelbi Quesada CUB 16.84 (-0.1); 10, Ivaylo Rusenov BUL 16.66 (0.1); 11, Aleksandr Glavatskiy BLR 16.40 (-0.3); 12, Jonathan Edwards GBR 16.31 (0.3)

| Series    | 1     | 2     | 3     | 4     | 5     | 6      |
|-----------|-------|-------|-------|-------|-------|--------|
| Olsson    | 17.72 | 17.52 | 17.50 | 17.52 | 17.34 | 15.33  |
| Betanzos  | 17.28 | 16.94 | x     | 17.23 | x     | x      |
| Sands     | 16.74 | 17.15 | 17.26 | 16.95 | 17.02 | 17.21  |
| Girat     | 17.06 | x     | x     | 16.82 | 16.50 | 17.23  |
| Gregório  | 16.51 | 16.73 | 17.11 | 14.89 | 16.69 | 16.398 |
| Bell      | 16.85 | 17.08 | 16.89 | x     | 16.69 | 16.90  |
| Melétoğlu | 16.92 | 16.54 | 16.35 | 16.86 | 16.87 | 16.77  |
| Owusu     | 16.34 | 16.86 | 16.60 | x     | -     | -      |



Since Edmonton, Olsson had supplanted Edwards as the world's best. After qualifying with 16.94, the defending champion announced that the final would be his last ever competition.

Edwards opened with just 14.06, having aborted his third phase. Two jumpers later, Olsson soared out to a Swedish outdoor record of 17.72 (components of 6.08, 5.28 and 6.36). Betanzos started with 17.28. These two efforts would secure gold and silver. Olsson's next four tries (17.52, 17.50, 17.52 & 17.34) were all better than anyone else. Meanwhile, Sands moved into third place and just managed to stay ahead of junior star Girat, who could not reproduce his qualifying leap of 17.31. Edwards (16.31 in round 2) passed his final try and so ended his career in 12th place.

#### Qualifying round (16.95 or top 12 to final) (Aug 23)

**Group A qualifiers:** Girat 17.31 (-0.2); Edwards 16.94 (-0.1); Owusu 16.88 (0.5); Gregório 16.82 (0.9); Sands 16.78 (0.3); Rusenov 16.71 (0.4); Glavatskiy 16.71 (0.7)

**Non-qualifiers:** Walter Davis USA 16.60 (0.3); Marian Oprea ROU 16.55 (0.4); Igor Spasovkhodskiy RUS 16.45 (-0.3); Allen Simms USA 16.42 (1.1); Olivier Sanou BUR 16.23 (0.7)

**Group B qualifiers:** Olsson 17.56 (-0.2); Betanzos 17.03 (0.4); Quesada 16.97 (1.2); Bell 16.95 (1.1); Melétoglou 16.80 (0.7)

**Non-qualifiers:** Fabrizio Donato ITA 16.63 (1.1); Julien Kapek FRA 16.62 (0.9); Dmitriy Valukevich BLR 16.59 (0.9); Takanori Sugibayashi JPN 16.53 (1.1); Vitaliy Moskalenko RUS 16.52 (0.3); Salem Mouled Al-Ahmadi KSA 14.66 (0.2) & Sergey Bochkov AZE

## Helsinki 2005

### Final (Aug 11)

|    |                   |     |        |       |
|----|-------------------|-----|--------|-------|
| 1, | Walter Davis      | USA | 17.57  | (0.3) |
| 2, | Yoandri Betanzos  | CUB | 17.42  | (0.4) |
| 3, | Marian Oprea      | ROU | 17.40  | (2.0) |
| 4, | Leevan Sands      | BAH | 17.39w | (2.3) |
| 5, | Karl Taillepierre | FRA | 17.27  | (2.0) |
| 6, | Jadel Gregório    | BRA | 17.20  | (0.0) |
| 7, | Kenta Bell        | USA | 17.11  | (2.0) |
| 8, | David Girat       | CUB | 17.09  | (0.7) |

#### Legal best:

Sands 17.30 (0.0)

9, Viktor Yastrebov UKR 16.90w (2.3) & 16.82 (1.8); 10, Dmitriy Valukevič SVK 16.79w (2.8); 11, Momchil Karailiev BUL 16.70w (2.2) & 16.69 (1.0); 12, Anders Møller DEN 16.16w (2.7) & 15.55 (1.9)

| Series       | 1      | 2      | 3     | 4      | 5      | 6     |
|--------------|--------|--------|-------|--------|--------|-------|
| Davis        | 17.22w | 16.84w | 17.57 | 17.03  | -      | x     |
| Betanzos     | 15.67w | 17.03  | 17.01 | 17.42  | 15.09  | 17.42 |
| Oprea        | 17.15  | 16.81  | 17.22 | x      | x      | 17.40 |
| Sands        | 17.11  | 17.39w | 17.18 | x      | 17.30  | x     |
| Taillepierre | 17.01  | 17.27  | 17.15 | 17.06w | 16.75w | 17.19 |
| Gregório     | 17.11w | x      | 16.91 | 17.20  | x      | 16.18 |
| Bell         | 16.58  | 16.95w | 17.11 | x      | 16.81  | x     |
| Girat        | 17.09  | x      | 15.82 | 16.48  | x      | x     |

With reigning champion Olsson out for the season, Oprea and Gregório were tipped as possible winners. Betanzos led the qualifiers at 17.40w, with Britain's Nathan Douglas (17.64 a month earlier) the most notable non-qualifier. Oprea led the final early on with 17.15, with Davis (17.22w) eclipsing him by the end of round one. The lead was taken in consecutive jumps in the next round by the surprising Taillepierre (17.27) and then Sands (17.39w). Oprea moved ahead of Davis in the next round with 17.22, but the American, who had been behind the board on his 17.22w, then responded with 17.57. Betanzos moved past Sands with 17.42, a jump he repeated in the final round, to hold off Oprea's final effort of 17.40 for the silver medal. Davis's 17.57 (6.25 hop, 5.30 step and 6.02 jump) was the shortest winning effort since the first World Championships, and marked the second global win in the Helsinki stadium by a Walter Davis, the other being the 1952 Olympic Champion at high jump.

#### Qualifying round (17.00 or top 12 to final) (Aug 10)

**Group A qualifiers:** Betanzos 17.40w (4.2); Sands 17.21 (1.6); Davis 17.08 (0.6); Oprea 16.81 (1.7); Møller 16.69 (1.3); Valukevič 16.68w (2.7) & 15.70 (1.1); Taillepierre 16.67 (1.9); Yastrebov 16.66 (0.2)

**Non-qualifiers:** Nelson Évora POR 16.60 (1.8); Viktor Gushchinskiy RUS 16.39 (1.3); Danila Burkenya RUS 16.35 (0.8); Kazuyoshi Ishikawa JPN 16.33w (2.3) & 16.09 (1.1); Johan Meriluoto FIN 16.01 (0.8); Konstadinos Zalaggitis GRE 15.72 (-1.4); Michael Velter BEL NM

**Group B qualifiers:** Gregório 17.20 (1.8); Karailiev 16.73 (1.1); Bell 16.72 (1.1); Girat 16.71 (0.3)

**Non-qualifiers:** Allen Simms PUR 16.63 (0.5); Nathan Douglas GBR 16.53w (2.8); Igor Spasovkhodskiy RUS 16.45 (1.8); Tareq Bougtaïb MAR 16.38 (1.4); Mykola Savolaynen UKR 16.35 (1.9); Hristos Melétoglou GRE 16.35 (-0.6); Paolo Camossi ITA 16.23 (1.0); Randy Lewis GRN 16.11 (0.2); Charles Michael Friedek GER 15.75 (-2.4)

## Osaka 2007

### Final (Aug 27)

|     |                    |     |              |        |
|-----|--------------------|-----|--------------|--------|
| 1,  | Nelson Évora       | POR | 17.74        | (1.4)  |
| 2,  | Jadel Gregório     | BRA | 17.59        | (0.3)  |
| 3,  | Walter Davis       | USA | 17.33        | (1.0)  |
| 4,  | Osniel Tosca       | CUB | 17.32        | (1.1)  |
| 5,  | Aarik Wilson       | USA | 17.31        | (0.6)  |
| 6,  | Phillips Idowu     | GBR | 17.09        | (-0.9) |
| 7,  | David Girat        | CUB | 16.91        | (0.7)  |
| 8,  | Alexander Martínez | SUI | 16.85        | (1.3)  |
| 9,  | Kim Deok-Hyung     | KOR | 16.71 (1.1); |        |
| 10, | Aleksandr Petrenko | RUS | 16.66 (0.8); |        |
| 11, | Zhong Minwei       | CHN | 16.66 (1.5); |        |
| 12, | Dimitrios Tsiámis  | GRE | 16.59 (-1.1) |        |

| Series   | 1     | 2     | 3     | 4     | 5     | 6     |
|----------|-------|-------|-------|-------|-------|-------|
| Évora    | 17.41 | x     | 17.74 | -     | x     | 17.39 |
| Gregório | 16.68 | 17.00 | x     | 15.09 | 17.59 | 17.28 |
| Davis    | 17.33 | x     | x     | x     | 17.22 | x     |
| Tosca    | 16.71 | x     | 17.32 | x     | 17.20 | 17.27 |
| Idowu    | 16.63 | 17.07 | 16.66 | 16.88 | 16.85 | 17.09 |
| Wilson   | 16.89 | 17.21 | x     | 15.35 | 17.07 | 17.31 |
| Girat    | 16.91 | 16.49 | x     | x     | -     | -     |
| Martínez | 16.77 | 16.30 | 16.85 | 16.24 | 15.86 | 13.95 |

Évora made a clear statement of intent in the opening round, reaching out to 17.41, and only reigning champion Davis could get close with 17.33. His countryman Wilson reached 17.21 in an otherwise quiet second round. Tosca opened round three with 17.32, to be followed immediately by Évora's national record of 17.74 comprising an exceptional 6.37 hop followed by a 5.36 step and 6.01 jump. That put a damper on the competition until Gregório moved up from sixth place with his excellent 17.59 in the penultimate round.

Wilson and Évora were the only jumpers to get past 17.30 in the final round. Évora became the first Portuguese male athlete to win an outdoor World Championship gold.

#### Qualifying round (17.10 or top 12 to final) (Aug 25)

**Group A qualifiers:** Évora 17.22 (-0.2); Gregório 17.10 (-0.3); Davis 17.10 (-0.1); Petrenko 17.05 (-0.1); Tosca 16.74 (-0.4); Martínez 16.71 (-0.1); Zhong 16.69 (-0.2)

**Non-qualifiers:** Dmitriy Valukevič SVK 16.65 (-0.4); Li Yanxi CHN 16.57 (-0.1); Viktor Yastrebov UKR 16.57 (0.0); Julien Kapek FRA 16.55 (0.4); Anders Møller DEN 16.39 (0.2); Renjith Maheswary IND 16.38 (0.6); Konstadinos Zalaggitis GRE 16.26 (-0.1); Kenta Bell USA 16.22 (-0.1); Takanori Sugibayashi JPN 16.21 (0.7); Ndiss Kaba Badji SEN DNS

**Group B qualifiers:** Idowu 17.07 (-0.1); Wilson 17.06 (0.1); Girat 17.05 (-0.1); Kim 16.78 (-0.3); Tsiámis 16.74 (0.0)

**Non-qualifiers:** Gu Junjie CHN 16.58 (-0.3); Mykola Savolaynen UKR 16.58 (-0.3); Lawrence Willis USA 16.55 (-0.4); Yoandris Betanzos CUB 16.54 (0.0); Leevan Sands BAH 16.53 (-0.2); Anton Andersson SWE 16.48 (-0.1); Danil Burkenya RUS 16.47 (-0.2); Tarik Bougtaïb MAR 16.45 (0.2); Jefferson Sabino BRA 16.34 (-0.1); Hugo Mamba-Schlick CMR 16.24 (-0.1); Fabrizio Donato ITA 16.20 (0.3); Leonardo dos Santos BRA 15.74 (-0.1)

## Berlin 2009

### Final (Aug 18)

|     |                     |     |               |        |
|-----|---------------------|-----|---------------|--------|
| 1,  | Phillips Idowu      | GBR | 17.73         | (0.0)  |
| 2,  | Nelson Évora        | POR | 17.55         | (0.1)  |
| 3,  | Alexis Copello      | CUB | 17.36         | (-0.1) |
| 4,  | Leevan Sands        | BAH | 17.32         | (-0.5) |
| 5,  | David Giralt        | CUB | 17.26         | (0.0)  |
| 6,  | Li Yanxi            | CHN | 17.23         | (1.1)  |
| 7,  | Igor Spasovkhodskiy | RUS | 16.91         | (-0.3) |
| 8,  | Jadel Gregório      | BRA | 16.89         | (-0.1) |
| 9,  | Momchil Karailiev   | BUL | 16.82 (0.3);  |        |
| 10, | Nathan Douglas      | GBR | 16.79 (-0.1); |        |
| 11, | Teddy Tamgho        | FRA | 16.79 (-0.6); |        |
| 12, | Dmitriy Valukevič   | SVK | 16.54 (0.3)   |        |



| Series         | 1     | 2     | 3     | 4     | 5     | 6     |
|----------------|-------|-------|-------|-------|-------|-------|
| Idowu          | 17.51 | 17.44 | 17.73 | x     | x     | x     |
| Évora          | 17.54 | x     | 17.38 | x     | 17.33 | 17.55 |
| Copello        | 17.06 | 17.19 | 14.82 | x     | 17.04 | 17.36 |
| Sands          | 17.20 | 17.08 | 16.96 | 17.05 | 17.32 | 16.99 |
| Giralt         | 17.26 | 17.18 | x     | 17.19 | 17.01 | 17.06 |
| Li             | 16.95 | 16.92 | 14.23 | 17.23 | x     | 16.75 |
| Spasovkhodskiy | 16.73 | 16.91 | 14.66 | 14.75 | 16.37 | x     |
| Gregório       | x     | 16.89 | 16.84 | 16.70 | x     | x     |

Reigning champion Évora opened with a fine 17.54, then Idowu responded with 17.51 from way (29.8cm) behind the board. The Briton then took the lead with 17.73, an outdoor lifetime best and with “just” 20cm to spare. Behind the top two, Sands had equalled his seasonal best of 17.20 set in the qualifying, but was headed by Giralt’s 17.26. In the fourth round, Li jumped 17.23 to move into fourth, and Copello had a foul of around 17.70. Sands improved to third in round five with 17.32, but was ultimately overtaken by Copello’s 17.36. Évora finished respectably with his best jump of the day, 17.55, so Idowu did not need to take his final effort though was officially shown as having no-jumped due to the lateness of that decision.

Unfortunately, phase measurements were not taken for the triple jump at these championships.

#### Qualifying round (17.15 or top 12 to final) (Aug 16)

**Group A qualifiers:** Idowu 17.32 (0.3); Sands 17.20 (-0.4); Giralt 17.15 (-0.2); Karailiev 17.07 (0.0); Spasovkhodskiy 17.02 (0.1); Douglas 17.00 (0.0); Valukevič 16.96 (-0.8)

**Non-qualifiers:** Larry Achike GBR 16.94 (0.3); Fabrizio Schembri ITA 16.88 (-0.4); Yoandris Betanzos CUB 16.77 (0.0); Dmitriy Detsuk BLR 16.58 (0.5); Kim Deok-Hyung KOR 16.58 (-0.2); Yevgen Semenenko UKR 16.54 (0.2); Julian Reid JAM 16.49 (0.7); Jefferson Sabino BRA 16.34 (-0.6); Samyr Laine HAI 16.34 (0.0); Kenta Bell USA 16.32 (0.0); Mohamed Youssef Al-Sahabi BRN 16.05 (0.2); Vladimir Letnicov MDA 15.88 (0.0); Fabrizio Donato ITA 15.81 (0.0); Andrés Capellán ESP 15.80 (-0.5); Charles Michael Friedek GER NM

**Group B qualifiers:** Évora 17.44 (0.6); Li 17.27 (0.9); Tamgho 17.11 (0.2); Gregório 17.06 (0.8); Copello 16.99 (0.2)

**Non-qualifiers:** Brandon Roulhac USA 16.94 (0.5); Tosin Oke NGR 16.87 (0.5); Randy Lewis GRN 16.73 (0.2); Mykola Savolaynen UKR 16.72 (0.2); Hugo Chila ECU 16.70 (0.2); Hugo Mamba CMR 16.63 (-0.2); Walter Davis USA 16.62 (0.4); Alwyn Jones AUS 16.57 (0.3); Viktor Yastrebov UKR 16.31 (-0.7); Yevgeniy Plotnir RUS 16.29 (-0.5); Dimitrios Tsiámis GRE 16.23 (0.2); Daniele Greco ITA 16.18 (0.1); Yevgeniy Ektov KAZ 16.13 (0.0); Mantas Dilys LTU 16.09 (0.7); Lauri Leis EST 15.98 (0.4); Van Hung Nguyen VIE 15.56 (-0.3); Si Kuan Wong MAC 14.78 (0.0); Leonardo dos Santos BRA dq (40.9) 15.95 (0.7)

### Daegu 2011

#### Final (Sep 4)

|  |     |       |        |
|--|-----|-------|--------|
| 1, Christian Taylor  | USA | 17.96 | (0.1)  |
| 2, Phillips Idowu  | GBR | 17.77 | (0.0)  |
| 3, Will Claye  | USA | 17.50 | (0.1)  |
| 4, Alexis Copello  | CUB | 17.47 | (0.1)  |
| 5, Nelson Évora  | POR | 17.35 | (0.0)  |
| 6, Christian Olsson  | SWE | 17.23 | (0.0)  |
| 7, Leevan Sands  | BAH | 17.21 | (-0.2) |
| 8, Benjamin Compaoré   | FRA | 17.17 | (0.2)  |
| 9, Henry Frayne AUS 16.78 (-0.1); 10, Fabrizio Donato ITA 16.77 (0.1); 11, Yoandris Betanzos CUB 16.67 (-0.1); 12, Sheryf El-Sheryf UKR 16.38 (-0.1) |     |       |        |

| Series   | 1     | 2     | 3     | 4     | 5     | 6     |
|----------|-------|-------|-------|-------|-------|-------|
| Taylor   | x     | 17.04 | 17.40 | 17.96 | -     | 15.64 |
| Idowu    | 17.56 | 17.38 | 17.70 | 17.77 | 17.48 | 17.49 |
| Claye    | x     | x     | 17.50 | 17.30 | -     | 17.14 |
| Copello  | x     | 17.19 | x     | 17.36 | 17.47 | 16.11 |
| Évora    | 17.35 | 16.80 | 16.63 | 16.18 | 16.57 | 16.95 |
| Olsson   | 17.23 | 16.80 | 17.22 | 16.75 | -     | -     |
| Sands    | 16.81 | x     | 17.07 | 17.12 | 17.21 | 16.59 |
| Compaoré | x     | 17.04 | 17.17 | x     | 16.99 | x     |

Teddy Tamgho had produced three efforts beyond 17.90 in 2011, but missed Daegu after hurting his ankle at the European under-23 Championships. The event looked like being a battle between reigning champion Idowu and Taylor who beat the Briton in London early in August.

Idowu opened solidly with 17.56 (17.75 from take-off) to lead from Évora and Olsson after the first round. In the third, Claye reached a personal best 17.50, and was immediately followed by Idowu, who

reached 17.70 (with 14cm to spare on the board). Taylor moved into third with 17.40, then produced a monster effort of 17.96 in round four. Idowu responded immediately with an off-balance 17.77 (17.94 toe to heel). Copello got close to Claye with a fifth-round 17.47, but there were no medal position changes in the last two rounds. Taylor’s magnificent jump overshadowed Idowu’s series, which averaged 17.56, easily the best six jump series ever seen in a major championship.

#### Qualifying round (17.10 or top 12 to final) (Sep 2)

**Group A qualifiers:** Claye 17.19 (-0.4); Idowu 17.17 (0.5); Sands 17.13 (0.4); Compaoré 17.11 (0.1); Taylor 16.99 (0.7); El-Sheryf 16.81 (0.4)

**Non-qualifiers:** David Girat CUB 16.74 (0.2); Fabrizio Schembri ITA 16.71 (0.3); Aleksey Fedorov RUS 16.42 (0.5); Samyr Laine HAI 16.38 (0.1); Li Yanxi CHN 16.28 (0.4); Wilbert Walker JAM 15.97 (0.2); Seif Islam Temacini ALG, Renjith Maheshwary IND, Kim Duk-Hyung KOR & Tumelo Thagane RSA NM

**Group B qualifiers:** Copello CUB 17.31 (0.2); Évora 17.20 (0.6); Olsson 17.16 (0.0); Betanzos 17.01 (0.0); Donato 16.88 (-0.1); Frayne 16.83 (0.2)

**Non-qualifiers:** Marian Oprea ROU 16.61 (0.7); Tosin Oke NGR 16.60 (-1.2); Jefferson Sabino BRA 16.51 (-0.1); Hugo Mamba-Schlick CMR 16.15 (-0.7); Anders Møller DEN 16.14 (0.2); Walter Davis USA 16.12 (-0.1); Yevhen Semenenko UKR 15.96 (-0.9); Maximiliano Diaz ARG 15.91 (0.0); Yevgeniy Ektov KAZ NM

### Moscow 2013

#### Final (Aug 18)

|   |     |       |        |
|---|-----|-------|--------|
| 1, Teddy Tamgho   | FRA | 18.04 | (0.3)  |
| 2, Pedro Pablo Pichardo   | CUB | 17.68 | (-0.1) |
| 3, Will Claye   | USA | 17.52 | (0.5)  |
| 4, Christian Taylor   | USA | 17.20 | (0.4)  |
| 5, Aleksey Fyodorov   | RUS | 16.90 | (0.4)  |
| 6, Marian Oprea   | ROU | 16.82 | (-0.9) |
| 7, Gaetan Saku Bafuanga   | FRA | 16.79 | (-0.3) |
| 8, Fabrizio Schembri  | ITA | 16.74 | (0.2)  |
| 9, Dong Bin CHN 16.73 (-0.1); 10, Dimitrios Tsiámis GRE 16.66 (-0.6); 11, Samyr Laine HAI 16.09 (-0.8); 12, Yoann Rapinier FRA 15.17 (-0.3) |     |       |        |

| Series   | 1     | 2     | 3     | 4     | 5     | 6     |
|----------|-------|-------|-------|-------|-------|-------|
| Tamgho   | 17.65 | x     | x     | 17.68 | x     | 18.04 |
| Pichardo | 17.38 | 17.68 | x     | 17.22 | 17.52 | 16.98 |
| Claye    | 17.19 | 17.33 | 17.52 | 17.38 | 16.94 | 17.46 |
| Taylor   | 16.99 | x     | 16.49 | 16.69 | 17.13 | 17.20 |
| Fyodorov | 16.34 | 16.90 | x     | 16.79 | x     | 16.42 |
| Oprea    | 16.82 | x     | 16.59 | x     | x     | x     |
| Bafuanga | 16.64 | 16.79 | 15.97 | 16.70 | 16.64 | 16.24 |
| Schembri | x     | 16.61 | 16.74 | x     | 16.00 | x     |

Tamgho led at the end of the first round in the final with 17.65, after Pichardo reached 17.38 with the second jump of the competition. The 20 year-old Cuban then took the lead with 17.68, taking off 2cm from the front of the board. Tamgho and Taylor responded with fouls of around 18 metres.

World Indoor Champion Claye moved into third place with his second jump of 17.33, and cemented his position with 17.52 in round three. Tamgho produced another long foul in the third, and took a countback lead in round four with 17.68. Yet another Tamgho 18m foul followed in the penultimate round, after Claye had reached 17.46 with his final jump (measured at 17.69 from toe to heel).

On his last attempt, the confirmed champion Tamgho managed to hit the board accurately (with 6mm to spare) and produced a jump of 18.04. With phases of 6.16, 5.30 and 6.58, he became only the third man in history to span 18m legally after Jonathan Edwards and Kenny Harrison. Afterwards he paid tribute to his coach, the former long jump World Champion Iván Pedrosa. “He taught me to be patient. It was hard to stay calm and he gave me a lot of experience.”

#### Qualifying round (17.05 or top 12 to final) (Aug 16)

**Group A qualifiers:** Tamgho 17.41 (1.2); Claye 17.08 (0.9); Dong 16.98 (1.1); Oprea 16.91 (1.5); Bafuanga 16.63 (0.4)

**Non-qualifiers:** Renjith Maheshwary IND 16.63 (0.7); Fabrizio Donato ITA 16.53 (1.0); Jefferson Sabino BRA 16.49 (1.1); Zlatozar Atanasov BUL 16.21 (0.6); Daniele Greco ITA NM

**Group B qualifiers:** Rapinier 17.39 (0.5); Taylor 17.36 (0.2); Pichardo 17.06 (0.5); Laine 16.87 (0.4); Schembri 16.83 (0.9); Fyodorov 16.83 (-0.3); Tsiámis 16.69 (0.8)

**Non-qualifiers:** Viktor Kuznyetsov UKR 16.60 (0.6); Roman Valiyev KAZ 16.43 (1.5); Omar Craddock USA 16.40 (0.4); Jonathan Drack MRI 15.54 (1.1)

## Beijing 2015

## Final (Aug 27)

|     |                      |     |       |       |
|-----|----------------------|-----|-------|-------|
| 1,  | Christian Taylor     | USA | 18.21 | (0.2) |
| 2,  | Pedro Pablo Pichardo | CUB | 17.73 | (0.2) |
| 3,  | Nelson Évora         | POR | 17.52 | (0.3) |
| 4,  | Omar Craddock        | USA | 17.37 | (0.2) |
| 5,  | Lyukman Adams        | RUS | 17.28 | (0.3) |
| 6,  | Marian Oprea         | ROU | 17.06 | (0.4) |
| 7,  | Dmitriy Sorokin      | RUS | 16.99 | (0.4) |
| 8,  | Tosin Oke            | NGR | 16.81 | (0.4) |
| 9,  | Khotso Mokoena       | RSA | 16.81 | (0.3) |
| 10, | Leevan Sands         | BAH | 16.68 | (0.3) |
| 11, | Jonathan Drack       | MRI | 16.64 | (0.1) |
| 12, | Benjamin Compaoré    | FRA | 16.63 | (0.2) |

| Series   | 1     | 2     | 3     | 4     | 5     | 6     |
|----------|-------|-------|-------|-------|-------|-------|
| Taylor   | 16.85 | 17.49 | 17.60 | 17.68 | 17.22 | 18.21 |
| Pichardo | 17.52 | 17.44 | 17.60 | 17.33 | 17.52 | 17.73 |
| Évora    | 17.28 | x     | 17.29 | x     | x     | 17.52 |
| Craddock | 17.14 | 17.08 | x     | 17.14 | 17.37 | 16.50 |
| Adams    | x     | 17.12 | 17.28 | x     | 17.21 | 17.23 |
| Oprea    | 17.06 | 16.23 | -     | -     | -     | x     |
| Sorokin  | 16.99 | 16.38 | x     | x     | x     | x     |
| Oke      | 16.77 | x     | 16.81 | x     | x     | x     |

Taylor and Pichardo had both been beyond 18m twice during 2015, and Taylor was a slight favourite, having defeated the Cuban 2-1 in their meetings. Pichardo led the qualifying round with 17.43 to Taylor's 17.28, and took early control in the final with his opening 17.52. Round three saw the Cuban improve to 17.60, with Taylor matching that distance. The American took the lead in round four with 17.68 (17.81 from take-off), and then produced a final round reminiscent of Mike Conley to reach 18.21 (18.32 from toe to heel). Pichardo reacted well with 17.73 (17.91), but overall was disappointed. "I cannot be happy for the silver today," he concluded.

Former winner Évora was close to his form of 2007-08 with a final round 17.52 to snatch the bronze medal from Craddock. The winning leap was the second-furthest of all-time and comprised thirds of 5.96, 5.84 & 6.41. The Cuban runner-up had much the longest phase of the meeting with a 6.68 hop on his 17.60.

## Qualifying round (17.00 or top 12 to final) (Aug 26)

**Group A qualifiers:** Pichardo 17.43 (0.4); Oprea 17.07 (1.5); Craddock 17.01 (1.3); Sorokin 16.99 (0.2); Drack 16.79 (0.8); Oke 16.74 (0.8)

**Non-qualifiers:** Kim Duk-Hyung KOR 16.72 (0.3); Cao Shuo CHN 16.66 (-0.1); Georgi Tsonov BUL 16.59 (-0.2); Will Claye USA 16.41 (0.2); Samyr Laine HAI 16.23 (-0.3); Latario Collie-Minns BAH 16.21 (0.0); Xu Xiaolong CHN 16.19 (0.0); Jean Rosa BRA 15.97 (0.7)

**Group B qualifiers:** 1, Taylor 17.28 (0.3); 2, Évora 17.01 (0.2); 3, Adams 16.85 (0.1); 4, Compaoré 16.82 (0.5); 5, Mokoena 16.78 (0.5); 6, Sands 16.73 (0.6)

**Non-qualifiers:** Marquis Dendy USA 16.73 (0.6); Rumen Dimitrov BUL 16.53 (0.3); Dong Bin CHN 16.44 (0.4); Pablo Torrijos ESP 16.32 (0.6); Yordanis Durañona DMA 16.27 (0.5); Roman Valiyev KAZ 16.04 (0.2); Muhd Hakimi Ismail MAS 15.93 (0.4); Fabrice Zango Hugues BUR NM

## TRIPLE JUMP

## Multiple Medallists:

|   |                      |         |                              |
|---|----------------------|---------|------------------------------|
| 5 | Jonathan Edwards     | GBR     | 93-3, 95-1, 97-2, 99-3, 01-1 |
| 3 | Mike Conley          | USA     | 87-2, 91-3, 93-1             |
|   | Nelson Évora         | POR     | 07-1, 09-2, 15-3             |
| 2 | Leonid Voloshin      | URS/RUS | 91-2, 93-2                   |
|   | Christian Olsson     | SWE     | 01-2, 03-1                   |
|   | Yoandri Betanzos     | CUB     | 03-2, 05-2                   |
|   | Walter Davis         | USA     | 05-1, 07-3                   |
|   | Phillips Idowu       | GBR     | 09-1, 11-2                   |
|   | Christian Taylor     | USA     | 11-1, 15-1                   |
|   | Will Claye           | USA     | 11-3, 13-3                   |
|   | Pedro Pablo Pichardo | CUB     | 13-2, 15-2                   |

## Most Finals:

|   |                |     |                                      |
|---|----------------|-----|--------------------------------------|
| 6 | Yoelbi Quesada | CUB | 91-7, 93-12, 95-4, 97-1, 99-10, 03-9 |
|   | Edwards        |     | 93-3, 95-1, 97-2, 99-3, 01-1, 03-12  |

## Men's Triple Jump, continued

## Most Appearances:

|   |               |     |  |
|---|---------------|-----|--|
| 6 | Quesada       |     | 91-7, 93-12, 95-4, 97-1, 99-10, 03-9     |
|   | Brian Wellman | BER | 91-6, 93-8, 95-2, 97-5, 99-25Q, 01-6     |
|   | Edwards       |     | 93-3, 95-1, 97-2, 99-3, 01-1, 03-12      |
|   | Davis         |     | 01-5, 03-15Q, 05-1, 07-3, 09-22Q, 11-23Q |
|   | Marian Oprea  | ROU | 01-13Q, 03-17Q, 05-3, 11-15Q, 13-6, 15-6 |
|   | Leevan Sands  | BAH | 03-3, 05-4, 07-21Q, 09-4, 11-7, 15-10    |

## National Placings:

|               | 1         | 2         | 3         | 4         | 5         | 6         | 7         | 8         | Points     |
|---------------|-----------|-----------|-----------|-----------|-----------|-----------|-----------|-----------|------------|
| USA           | 5         | 2         | 4         | 3         | 2         | 2         | 2         | 1         | 112        |
| CUB           | 1         | 4         | 2         | 5         | 2         | -         | 2         | 1         | 86         |
| GBR           | 3         | 2         | 2         | -         | -         | 1         | 1         | -         | 55         |
| RUS           | -         | 1         | 1         | 1         | 2         | 1         | 2         | -         | 33         |
| POR           | 1         | 1         | 1         | -         | 1         | -         | -         | -         | 25         |
| URS           | -         | 1         | 1         | 2         | -         | -         | -         | 1         | 24         |
| SWE           | 1         | 1         | -         | -         | 1         | 1         | -         | -         | 22         |
| FRA           | 1         | -         | -         | -         | 2         | -         | 2         | 2         | 22         |
| BER           | -         | 1         | -         | -         | 1         | 2         | -         | 1         | 18         |
| BAH           | -         | -         | 1         | 2         | -         | -         | 1         | -         | 18         |
| BUL           | 1         | 1         | -         | -         | -         | -         | -         | 2         | 17         |
| BRA           | -         | 1         | -         | -         | 1         | 1         | 1         | 1         | 17         |
| GER           | 1         | -         | -         | 1         | -         | -         | 1         | -         | 15         |
| POL           | 1         | -         | -         | -         | 1         | -         | -         | -         | 12         |
| ROU           | -         | -         | 1         | -         | -         | 2         | -         | -         | 12         |
| NGR           | -         | -         | 1         | -         | -         | 1         | -         | 1         | 10         |
| DMA           | -         | -         | 1         | -         | -         | 1         | -         | -         | 9          |
| TCH           | -         | -         | -         | -         | 1         | 1         | -         | -         | 7          |
| AUS           | -         | -         | -         | 1         | -         | -         | -         | -         | 5          |
| ITA           | -         | -         | -         | -         | 1         | -         | -         | 1         | 5          |
| GRE           | -         | -         | -         | -         | -         | -         | 2         | -         | 4          |
| CHN           | -         | -         | -         | -         | -         | 1         | -         | -         | 3          |
| JAM           | -         | -         | -         | -         | -         | 1         | -         | -         | 3          |
| HUN           | -         | -         | -         | -         | -         | -         | 1         | -         | 2          |
| GHA           | -         | -         | -         | -         | -         | -         | -         | 2         | 2          |
| CZE           | -         | -         | -         | -         | -         | -         | -         | 1         | 1          |
| SUI           | -         | -         | -         | -         | -         | -         | -         | 1         | 1          |
| <b>Totals</b> | <b>15</b> | <b>15</b> | <b>15</b> | <b>15</b> | <b>15</b> | <b>15</b> | <b>15</b> | <b>15</b> | <b>540</b> |

## Shot Put

## Helsinki 1983

## Final (Aug 7)

|     |                   |     |       |
|-----|-------------------|-----|-------|
| 1,  | Edward Sarul      | POL | 21.39 |
| 2,  | Ulf Timmermann    | GDR | 21.16 |
| 3,  | Remigius Machura  | TCH | 20.98 |
| 4,  | Dave Laut         | USA | 20.60 |
| 5,  | Jānis Bojārs      | URS | 20.32 |
| 6,  | Udo Beyer         | GDR | 20.09 |
| 7,  | Alessandro Andrei | ITA | 20.07 |
| 8,  | Aulis Akonniemi   | FIN | 19.85 |
| 9,  | Vladimir Milić    | YUG | 19.71 |
| 10, | Mike Lehmann      | USA | 19.69 |
| 11, | Josef Kubes       | TCH | 19.67 |
| 12, | Ivan Ivančić      | YUG | 19.52 |

| Series     | 1     | 2     | 3     | 4     | 5     | 6     |
|------------|-------|-------|-------|-------|-------|-------|
| Sarul      | 21.04 | 20.74 | x     | x     | 20.34 | 21.39 |
| Timmermann | 19.61 | 20.06 | 20.45 | 20.87 | 21.16 | x     |
| Machura    | 20.26 | x     | x     | 20.74 | x     | 20.98 |
| Laut       | 20.60 | 20.32 | x     | x     | x     | x     |
| Bojars     | 19.55 | 19.77 | 20.06 | 20.32 | 19.98 | x     |
| Beyer      | 20.08 | 20.09 | x     | 20.07 | x     | x     |
| Andrei     | 19.80 | 18.65 | 20.07 | 19.61 | x     | 19.30 |
| Akonniemi  | 19.85 | 18.83 | x     | x     | x     | x     |

The biggest upset of the first day of the first World Championships came in the men's shot. Udo Beyer – who raised the world record to 22.22 in June – finished only sixth, and the other big favourite, Laut, also ended up without a medal. The title went to the man who ranked third on the 1983 world lists, but this still came as a surprise.

The 24 year-old Sarul started positively with 21.04. This held the lead until Timmermann – the GDR number 2 – put 21.16 at the end of the fifth round. In the sixth, Beyer did not complete his attempt and

showed he had been nursing an injury to his right hamstring. Sarul and Timmermann were the final two throwers in the contest. The Pole dramatically regained the lead with 21.39 on his last throw. The GDR athlete followed with a no-throw clearly below that of the leader.

#### Qualifying round (20.00 or top 12 to final) (Aug 7)

**Group A qualifiers:** Laut 21.08; Machura 20.67; Timmermann 20.10; Bojars 20.04; Milic 19.66; Akonniemi 19.65; Andrei 19.57

**Non-qualifiers:** Bishop Dolegiewicz CAN 18.68; Ahmed Kamel Shatta EGY 16.73; Adnan Hore SYR NM

**Group B qualifiers:** Sarul 20.82; Beyer 20.29; Lehmann 19.88; Ivančić 19.74; Kubes 19.73

**Non-qualifiers:** Kevin Akins USA 19.48; Erwin Weitzl AUT 19.23; Werner Günthör SUI 19.18; Bruno Pauletto CAN 18.32; Sergey Smirnov URS 18.03

### Rome 1987

#### Final (Aug 29)

|    |                   |     |       |
|----|-------------------|-----|-------|
| 1, | Werner Günthör    | SUI | 22.23 |
| 2, | Alessandro Andrei | ITA | 21.88 |
| 3, | John Brenner      | USA | 21.75 |
| 4, | Remigius Machura  | TCH | 21.39 |
| 5, | Ulf Timmermann    | GDR | 21.35 |
| 6, | Udo Beyer         | GDR | 21.13 |
| 7, | Klaus Bodenmüller | AUT | 20.41 |
| 8, | Sergey Gavryushin | URS | 20.15 |

9, Vyacheslav Lykho URS 19.98; 10, Gert Weil CHI 19.71; 11, Karsten Stolz FRG 19.22; 12, Helmut Krieger POL 19.15

| Series      | 1     | 2     | 3     | 4     | 5     | 6     |
|-------------|-------|-------|-------|-------|-------|-------|
| Günthör     | 21.63 | 21.19 | 20.88 | 22.12 | 20.67 | 22.23 |
| Andrei      | 21.12 | x     | 21.17 | x     | 21.88 | 21.76 |
| Brenner     | x     | 21.75 | 21.14 | x     | 19.91 | 21.18 |
| Machura     | 21.15 | x     | 21.39 | x     | x     | 21.25 |
| Timmermann  | 20.80 | 21.22 | 21.28 | 21.35 | x     | 21.05 |
| Beyer       | 21.13 | x     | x     | 21.02 | x     | 20.39 |
| Bodenmüller | 19.30 | 20.41 | x     | 18.74 | x     | 19.52 |
| Gavryushin  | 19.99 | 19.83 | x     | x     | 20.15 | x     |

Alessandro Andrei, who had just raised the world record to 22.91, was under great pressure to win gold for Italy on what was the opening day of the championships. The Italian policeman set a championship record in the qualifying round, but this was broken in the first round of the final when European Champion Günthör put 21.63. Andrei, throwing next, managed 21.12 to hold fourth place. Brenner took over in round 2 with the longest put ever in an Olympic or World Championship, 21.75. In the third, Andrei improved to 21.17, but had slipped to fifth.

Günthör regained the lead with a massive 22.12 in round 4. Andrei then also reached 22m, but his put was a clear foul. The Italian recovered to take second place with 21.88 in the fifth. As Günthör prepared for his final throw he was loudly whistled by the crowd, keen to show their support for Andrei. The giant Swiss responded with another improvement – 22.23. Remigius Machura found 21.39 – same as the winning distance in Helsinki – insufficient for a medal.

Günthör's medal was later stolen from his Rome hotel room, but he was issued with a replacement by the IAAF.

#### Qualifying round (20.40 or top 12 to final) (Aug 29)

**Group A qualifiers:** Andrei 21.57; Timmermann 21.11; Lykho 20.99; Günthör 20.66; Krieger 19.73; Stolz 19.69

**Non-qualifiers:** Gregg Tafrales USA 19.62; Georgi Todorov BUL 19.43; Ron Backes USA 19.34; Dimitris Koutsoukis GRE 19.05; Jan Sagedal NOR DNS

**Group B qualifiers:** Beyer 20.95; Brenner 20.28; Machura 20.27; Bodenmüller 19.96; Gavryushin 19.96; Weil 19.76

**Non-qualifiers:** Udo Gelhausen FRG 19.10; Janne Ronkainen FIN 18.36; Lars Sundin SWE 17.25; Arne Pedersen NOR DNS

### X

### Tokyo 1991

#### Final (Aug 31)

|    |                    |     |       |
|----|--------------------|-----|-------|
| 1, | Werner Günthör     | SUI | 21.67 |
| 2, | Lars Arvid Nilsen  | NOR | 20.75 |
| 3, | Aleksandr Klymenko | URS | 20.34 |
| 4, | Sven Buder         | GER | 20.10 |

|    |                  |     |       |
|----|------------------|-----|-------|
| 5, | Sergey Nikolayev | URS | 19.98 |
| 6, | Kent Larsson     | SWE | 19.92 |
| 7, | Dragan Perić     | YUG | 19.83 |
| 8, | Ron Backes       | USA | 19.34 |

9, Gert Weil CHI 19.30; 10, Paul Edwards GBR 18.91; 11, Alessandro Andrei ITA 18.73; Georg Andersen NOR DQ (20.81)  
**Rightful finalist:** Jan Sagedal NOR

| Series    | 1     | 2     | 3     | 4     | 5     | 6     |
|-----------|-------|-------|-------|-------|-------|-------|
| Günthör   | 21.61 | x     | 20.56 | 21.01 | 21.47 | 21.67 |
| Nilsen    | 20.34 | 20.19 | 20.04 | 20.64 | 20.75 | 20.45 |
| Klymenko  | 20.00 | 20.24 | 20.34 | 20.03 | 20.14 | x     |
| Buder     | 19.76 | 20.00 | 19.76 | 19.88 | 20.10 | 19.80 |
| Nikolayev | 19.58 | x     | 19.98 | x     | x     | 19.93 |
| Larsson   | 19.84 | 19.92 | 19.64 | 19.48 | 19.84 | x     |
| Perić     | 19.69 | 19.83 | x     | x     | x     | 19.57 |
| Backes    | 19.34 | x     | 19.22 |       |       |       |
| [Andersen | 20.61 | x     | 20.81 | 20.75 | 20.74 | x]    |

Since his Rome triumph, Günthör had to undergo surgery to his lower back which threatened to end his career. He did not put the shot at all in 1990, and actually competed in bobsleigh for Switzerland. He resumed athletics training in October 1990 and made a triumphant return in 1991, remaining unbeaten for the entire year.

In Tokyo, he duplicated his feat of 1987 by saving his furthest throw for last, though his opener of 21.61 was easily better than anyone else. The silver and bronze went to Norway ... initially. After the championships it was revealed that Andersen had failed a doping control test in July. He was stripped of the silver and the medals were redistributed.

#### Qualifying round (19.60 or top 12 to final) (Aug 30)

**Group A qualifiers:** Günthör 20.97; Nikolayev 20.16; Nilsen 19.79; Weil 19.51; Buder 19.44; Edwards 19.28; Perić 19.21

**Non-qualifiers:** Gheorghe Guşet ROU 18.55; Luc Viudes FRA 18.43; C J Hunter USA 17.97; Sören Tallhem SWE NM

**Group B qualifiers:** Klymenko 19.79; Larsson 19.20; Backes 19.05; Andrei 19.00; Andersen DQ (20.41)

**Non-qualifiers:** Jan Sagedal NOR 18.90; Petur Gudmundsson ISL 18.51; Karel Sula TCH 18.30; Kalman Konya GER 18.26; Khaled Sulim Al Khalidi KSA 16.38; Lim Chee Wee BRU 13.49; Dimitris Koutsoukis GRE NM

### X

### Stuttgart 1993

#### Final (Aug 21)

|    |                    |     |       |
|----|--------------------|-----|-------|
| 1, | Werner Günthör     | SUI | 21.97 |
| 2, | Randy Barnes       | USA | 21.80 |
| 3, | Aleksandr Bagach   | UKR | 20.40 |
| 4, | Yevgeniy Palchikov | RUS | 20.05 |
| 5, | Dragan Perić       | IWP | 19.95 |
| 6, | Gert Weil          | CHI | 19.95 |
| 7, | Sven Buder         | GER | 19.74 |
| 8, | Jonny Reinhardt    | GER | 19.53 |

9, Kevin Toth USA 19.52; 10, Kent Larsson SWE 19.12; 11, Manuel Martinez ESP 19.03; Mike Stulce USA DQ (r40.1) (20.94)

**Rightful finalist:** Aleksandr Klymenko UKR

| Series    | 1     | 2     | 3     | 4     | 5     | 6      |
|-----------|-------|-------|-------|-------|-------|--------|
| Günthör   | 21.97 | 21.55 | 21.59 | 20.94 | 20.67 | 20.51  |
| Barnes    | 21.02 | 21.15 | 21.80 | x     | x     | 21.80  |
| Bagach    | 19.99 | 20.10 | 20.40 | x     | x     | x      |
| Palchikov | 20.05 | 19.43 | x     | x     | 19.52 | x      |
| Perić     | 19.95 | x     | x     | x     | 19.82 | x      |
| Weil      | 19.95 | x     | 19.63 | x     | x     | x      |
| Buder     | 19.61 | 19.74 | 19.55 | x     | 19.66 | 19.69  |
| Reinhardt | 19.17 | 19.30 | 19.53 |       |       |        |
| [Stulce   | 20.94 | 20.59 | x     | x     | x     | 20.58] |

Günthör came back from a disappointing fourth place at the Olympic Games to claim a third world title. He did so emphatically, producing a world-leading 21.97 with his first attempt. The Swiss giant was pushed by the world record holder Barnes, who was returning from a two-year doping suspension. He had two marks of 21.80. The winner announced that he would retire at the end of the year.

For the second consecutive World Championships, a medallist failed a doping control test. This time it was Olympic Champion Mike Stulce, who had been in third place from his opening round put of 20.94.



**Qualifying round (20.00 or top 12 to final) (Aug 20)**

**Group A qualifiers:** Barnes 20.21; Palchikov 19.91; Buder 19.88; Toth 19.63; Larsson 19.56; Weil 19.52

**Non-qualifiers:** Aleksandr Klymenko UKR 19.37; Markus Koistinen FIN 19.29; Courtney Ireland NZL 19.08; Gheorghe Guşet ROU 18.95; Sergey Rubtsov KAZ 18.84; Jenő Kóczyán HUN 18.45; Chima Ugwu NGR 18.19; Klaus Bodenmüller AUT 18.07; Paul Quirke IRL 17.05; Jaime Comandari ESA 14.97

**Group B qualifiers:** Günthör 20.56; Bagach 19.89; Perić 19.77; Reinhardt 19.76; Martínez 19.53; Stulce DQ (20.53)

**Non-qualifiers:** Antero Paljakka FIN 19.31; Aleksandr Klimov BLR 19.07; Paul Edwards GBR 19.00; Paolo Dal Soglio ITA 18.68; Andrey Nemchaninov UKR 18.28; Sergey Kot UZB 18.22; Mika Halvari FIN 18.19; Merab Kurashvili GEO 18.18; Petur Gudmundsson ISL 18.11; Dashdendev Makhshiri MGL 14.87

**Gothenburg 1995****Final (Aug 9)**

|     |                        |        |                                     |
|-----|------------------------|--------|-------------------------------------|
| 1,  | John Godina            | USA    | 21.47                               |
| 2,  | Mika Halvari           | FIN    | 20.93                               |
| 3,  | Randy Barnes           | USA    | 20.41                               |
| 4,  | Aleksandr Bagach       | UKR    | 20.38                               |
| 5,  | Brent Noon             | USA    | 20.13                               |
| 6,  | Oliver-Sven Buder      | GER    | 20.11                               |
| 7,  | Roman Virastyuk        | UKR    | 19.66                               |
| 8,  | Dmitriy Goncharuk      | BLR    | 19.38                               |
| 9,  | Paolo Dal Soglio ITA   | 19.38; | 10, Markus Koistinen FIN 19.34;     |
| 11, | Bilal Saad Mubarak QAT | 18.56; | 12, Aleksandr Klimentenko UKR 18.26 |

| Series    | 1     | 2     | 3     | 4     | 5     | 6     |
|-----------|-------|-------|-------|-------|-------|-------|
| Godina    | 21.47 | 20.54 | 19.82 | 19.26 | 19.97 | -     |
| Halvari   | 20.22 | x     | 20.19 | 20.33 | 20.93 | 20.35 |
| Barnes    | 19.47 | 20.22 | 20.41 | x     | x     | x     |
| Bagach    | 20.38 | 20.23 | 20.27 | 20.28 | x     | 20.16 |
| Noon      | 20.13 | 19.19 | x     | 19.59 | x     | 20.01 |
| Buder     | 20.11 | x     | 20.04 | x     | 19.45 | x     |
| Virastyuk | 19.66 | 18.94 | 19.13 | x     | x     | x     |
| Goncharuk | 19.38 | 19.21 | 19.30 | 19.22 | x     | x     |

Godina, who had qualified for the discus final earlier in the day, won with his first put and was never seriously challenged. In fact, nine of the 12 finalists produced their best put of the day in the opening round. One of those who did improve was Halvari, who went from fourth to silver in round 4. Barnes also improved to take the bronze, but could not get near the 21.30 he had achieved in qualifying.

"It was a quick moment of optimism, followed by a long period of pessimism," said Godina of his winning put.

**Qualifying round (19.80 or top 12 to final) (Aug 8)**

**Group A qualifiers:** Halvari 20.40; Noon 19.84; Virastyuk 19.74; Klimentenko 19.22

**Non-qualifiers:** Saulius Kleiza LTU 18.99; Georg Andersen NOR 18.84; Arsi Harju FIN 18.79; Alessandro Andrei ITA 18.74; Kent Larsson SWE 18.73; Yojer Medina VEN 18.58; Thorsten Herbrand GER 18.30; Mark Proctor GBR 18.08; Corrado Fantini ITA 17.89; Miroslav Menc CZE 17.54; Oakland Salavea ASA 12.80; Petur Gudmundsson ISL DNS

**Group B qualifiers:** Barnes 21.30; Bagach 20.62; Godina 19.99; Buder 19.91; Koistinen 19.88; Dal Soglio 19.47; Mubarak 19.01; Goncharuk 19.00

**Non-qualifiers:** Jonny Reinhardt GER 18.89; Sergey Rubtsov KAZ 18.81; Manuel Martínez ESP 18.50; Henrik Wennberg SWE 18.38; Christian Nebl AUT 18.33; Sergey Kot UZB 17.03; Aufata Faleata SAM 11.04; Konstantinos Kollias GRE NM

**X****Athens 1997****Final (Aug 2)**

|     |                      |        |   |
|-----|----------------------|--------|---|
| 1,  | John Godina          | USA    | 21.44                                   |
| 2,  | Oliver-Sven Buder    | GER    | 21.24                                   |
| 3,  | CJ Hunter            | USA    | 20.33                                   |
| 4,  | Yuriy Belonog        | UKR    | 20.26                                   |
| 5,  | Mika Halvari         | FIN    | 20.13                                   |
| 6,  | Roman Virastyuk      | UKR    | 20.12                                   |
| 7,  | Kevin Toth           | USA    | 20.02                                   |
| 8,  | Michael Mertens      | GER    | 19.91                                   |
| 9,  | Paulo Dal Soglio ITA | 19.77; | 10, Burger Lambrechts RSA 19.39;        |
| 11, | Saulius Kleiza LTU   | 18.25; | Aleksandr Bagach UKR DQ (r40.1) (21.47) |

**Rightful finalist:** Manuel Martínez ESP

| Series | 1     | 2     | 3     | 4     | 5     | 6     |
|--------|-------|-------|-------|-------|-------|-------|
| Godina | 21.24 | 21.39 | 21.44 | 21.19 | 21.20 | x     |
| Buder  | 20.79 | 20.18 | 20.41 | 21.05 | x     | 21.24 |
| Hunter | 20.22 | 20.30 | x     | x     | x     | 20.33 |

|           | 1     | 2     | 3     | 4     | 5     | 6      |
|-----------|-------|-------|-------|-------|-------|--------|
| Belonog   | x     | 20.22 | x     | 20.26 | -     | -      |
| Halvari   | x     | 20.13 | x     | x     | x     | x      |
| Virastyuk | 20.00 | 20.01 | 20.12 | x     | x     | x      |
| Toth      | 19.50 | 20.02 | x     | x     | x     | x      |
| Mertens   | 19.82 | 19.91 | 19.86 |       |       |        |
| [Bagach   | 20.55 | 20.60 | 21.47 | 21.10 | 21.21 | 20.90] |

After finishing a despondent fourth in the US trials, Godina must have felt the season was destined to be a write-off. A lifeline was thrown in the form of the IAAF decision to invite 1995 world champions to defend their titles without reference to team selection, but the contest in Athens was a frustrating experience for the American. Although he spun to well over 21m on all five of his valid puts he fell 3cm short of the third-round 21.47 by Bagach. As in the Olympics he had to settle for silver ... until, five days later, came the news that the Ukrainian had tested positive for the stimulant, ephedrine, resulting in a public warning and disqualification from the competition. That meant his \$60,000 first prize and the title went instead to Godina.

**Qualifying Round (19.80 or top 12 to Final) (Aug 2)**

**Group A qualifiers:** Godina 21.10; Halvari 20.10; Lambrechts 19.91; Mertens 19.88; Bagach DQ (r40.1) (20.56)

**Non-qualifiers:** Randy Barnes USA 19.51; Arsi Harju FIN 19.43; Corrado Fantini ITA 19.30; Miroslav Menc CZE 19.23; Brad Snyder CAN 18.94; Viktor Bulat BLR 18.61; Kjell Ove Hauge NOR 18.37; Sergey Rubtsov KAZ 18.16; Chima Ugwu NGR 18.00; Mark Proctor GBR 17.99; Milan Haborak SVK 17.85; Alexios Leonidis GRE 17.77

**Group B qualifiers:** Buder 20.53; Belonog 20.31; Virastyuk 20.13; Hunter 20.05; Toth 19.99; Dal Soglio 19.93; Kleiza 19.71

**Non-qualifiers:** Manuel Martínez ESP 19.61; Bilal Mubarak QAT 19.08; Dragan Perić YUG 19.05; Stevimir Ercegovac CRO 19.00; Yojer Medina VEN 18.92; Dimitriy Goncharuk BLR 18.60; Shaun Pickering GBR 18.10; Vyacheslav Lykho RUS 18.04; Faaea Talalemotu NMI 13.96

**Seville 1999****Final (Aug 21)**

|                |                       |                |                               |
|----------------|-----------------------|----------------|-------------------------------|
| 1,             | CJ Hunter             | USA            | 21.79                         |
| 2,             | Oliver-Sven Buder     | GER            | 21.42                         |
| 3,             | Aleksandr Bagach      | UKR            | 21.26                         |
| 4,             | Andy Bloom            | USA            | 20.95                         |
| 5,             | Yuriy Belonog         | UKR            | 20.60                         |
| 6,             | Dragan Perić          | YUG            | 20.35                         |
| 7,             | John Godina           | USA            | 20.35                         |
| 8,             | Ville Tiisanoja       | FIN            | 19.93                         |
| 9,             | Burger Lambrechts RSA | 19.29;         | 10, Saulius Kleiza LTU 19.01; |
| Kevin Toth USA | NM;                   | Arsi Harju FIN | NM                            |

| Series    | 1     | 2     | 3     | 4     | 5     | 6     |
|-----------|-------|-------|-------|-------|-------|-------|
| Hunter    | 20.62 | x     | 20.65 | x     | 21.09 | 21.79 |
| Buder     | 20.60 | 21.03 | 20.88 | 21.42 | x     | 20.47 |
| Bagach    | 20.60 | 21.00 | x     | x     | x     | 21.26 |
| Bloom     | 20.05 | 20.61 | 20.95 | x     | x     | 20.35 |
| Belonog   | 20.60 | x     | x     | 20.37 | x     | x     |
| Perić     | x     | 20.35 | x     | x     | 20.01 | x     |
| Godina    | x     | 20.35 | x     | x     | x     | x     |
| Tiisanoja | 19.93 | 19.60 | 19.46 | 19.87 | x     | x     |

At the age of 33 Buder must have felt a global title was his at last, 14 years after becoming European Junior Champion. Fourth in 1991 and silver medalist behind Godina at the last World Championships, the German took the lead with 21.03 in round 2 (with Bagach at 21.00) and a fourth round outdoor personal best of 21.42 appeared to have sewn it up, particularly as Godina fouled everything except one paltry effort of 20.35. However, the 1997 bronze medalist Hunter – who had a throw of at least 21.50 in round 4 ruled a foul – moved into second place with 21.09 before blasting out a timely lifetime best of 21.79 at his final attempt.

**Qualifying round (20.00 or top 12 to final) (Aug 21)**

**Group A qualifiers:** Godina 20.69; Buder 20.50; Belonog 20.47; Harju 20.16; Bloom 20.07; Lambrechts 19.93; Kleiza 19.83

**Non-qualifiers:** Roman Virastyuk UKR 19.73; Mark Proctor GBR 19.63; Paolo Dal Soglio ITA 19.48; Gunnar Pflingsten GER 19.47; Pavol Pankúch SVK 19.37; Shakti Singh IND 18.58; Mihalís Louka CYP 18.54

**Group B qualifiers:** Toth 20.52; Hunter 20.36; Perić 20.27; Bagach 20.12; Tiisanoja 19.87



**Non-qualifiers:** Mika Halvari FIN 19.61; Gheorghe Guşet ROU 19.46; Michael Mertens GER 19.37; Janus Robberts RSA 19.37; Joachim Olsen DEN 19.13; Fernando Alves POR 18.98; Andrey Mikhnevich BLR 18.93; Váios Tíggas GRE 18.50; Milan Haborák SVK 18.37

## X Edmonton 2001

### Final (Aug 4)

|    |                 |     |       |
|----|-----------------|-----|-------|
| 1, | John Godina     | USA | 21.87 |
| 2, | Adam Nelson     | USA | 21.24 |
| 3, | Arsi Harju      | FIN | 20.93 |
| 4, | Manuel Martínez | ESP | 20.91 |
| 5, | Dragan Perić    | YUG | 20.91 |
| 6, | Yuriy Belonog   | UKR | 20.83 |
| 7, | Conny Karlsson  | FIN | 20.78 |
| 8, | Brad Snyder     | CAN | 20.63 |

9, Ville Tiisanoja FIN 20.45; 10, Joachim B. Olsen DEN 20.38; 11, Janus Robberts RSA 20.18; Andrey Mikhnevich BLR DQ (r40.1) (20.42)

**Rightful finalist:** Paolo Dal Soglio ITA

| Series   | 1     | 2     | 3     | 4     | 5     | 6     |
|----------|-------|-------|-------|-------|-------|-------|
| Godina   | 21.87 | 21.80 | x     | x     | x     | x     |
| Nelson   | 19.92 | 20.86 | 20.19 | 21.24 | x     | x     |
| Harju    | 20.28 | 20.01 | 20.59 | 20.93 | 20.10 | 20.79 |
| Martínez | 20.78 | x     | x     | 20.91 | x     | x     |
| Perić    | 20.91 | x     | 20.67 | x     | x     | x     |
| Belonog  | 20.56 | 20.74 | x     | 20.83 | 20.83 | x     |
| Karlsson | 20.07 | x     | 20.67 | x     | x     | x     |
| Snyder   | 20.63 | x     | x     | x     | x     | 20.34 |

As usual the qualifying round was on the morning of the first day, with the final eight-and-a-half hours later. There was a considerable change in fortunes between the two rounds. South African Janus Roberts "won" with 21.26 in the morning, but managed only 20.16 in the evening for last place. Conversely, the American duo of Godina and Nelson performed moderately in qualifying yet finished first and second in the final. Godina therefore won a third world gold, and did so with some style, reaching 21.87 and 21.80 in the first two rounds. He said he would celebrate by doing his laundry.

### Qualifying round (20.45 or top 12 to final) (Aug 4)

**Group A qualifiers:** Godina 20.52; Martínez 20.50; Snyder 20.47; Tiisanoja 20.14

**Non-qualifiers:** Petr Stehlik CZE 19.68; Pavel Chumachenko RUS 19.35; Dimitriy Goncharuk BLR 19.27; John Davis USA 19.11; Oliver-Sven Buder GER 18.89; Mikuláš Konopka SVK 18.89; Jimmy Nordin SWE 18.85; Marco Antonio Verni CHI 18.85; Yves Niaré FRA 18.71; Ivan Yemelyanov MDA 18.06; Mark Proctor GBR 17.75

**Group B qualifiers:** Robberts 21.26; Karlsson 20.72; Belonog 20.46; Perić 20.43; Harju 20.39; Olsen 20.32; Nelson 20.13; Mikhnevich DQ (r40.1) (20.31)

**Non-qualifiers:** Paolo Dal Soglio ITA 19.80; Gheorghe Guşet ROU 19.74; Milan Haborák SVK 19.52; Ralf Bartels GER 19.41; Gjörjan Sørli NOR 18.89; Justin Anlezark AUS 18.70; Yoger Medina VEN 17.76

## X Paris 2003

### Final (Aug 23)

|    |                   |     |       |
|----|-------------------|-----|-------|
| 1, | Andrey Mikhnevich | BLR | 21.69 |
| 2, | Adam Nelson       | USA | 21.26 |
| 3, | Yuriy Belonog     | UKR | 21.10 |
| 4, | Justin Anlezark   | AUS | 20.61 |
| 5, | Ralf Bartels      | GER | 20.50 |
| 6, | Tepa Reinikainen  | FIN | 20.45 |
| 7, | Ville Tiisanoja   | FIN | 20.09 |
| 8, | John Godina       | USA | 19.84 |

9, Roman Virastyuk UKR 19.61; 10, Brad Snyder CAN 19.38; Kevin Toth USA DQ (r40.9) (20.89); Joachim B. Olsen DEN DNS

**Rightful finalist:** Milan Haborák SVK

| Series      | 1     | 2     | 3     | 4     | 5     | 6     |
|-------------|-------|-------|-------|-------|-------|-------|
| Mikhnevich  | 21.24 | 21.69 | 21.36 | 21.45 | x     | 21.44 |
| Nelson      | 20.00 | x     | x     | 21.26 | 20.65 | 20.53 |
| Belonog     | x     | 20.82 | 21.10 | 20.95 | x     | 20.72 |
| Anlezark    | 19.42 | 19.90 | 20.05 | 19.24 | 20.61 | 20.26 |
| Bartels     | 20.22 | 20.50 | 20.25 | 19.80 | 20.04 | x     |
| Reinikainen | 20.23 | 20.28 | 20.45 | x     | x     | 20.15 |
| Tiisanoja   | 20.09 | 19.94 | x     | 19.91 | 19.66 | 19.88 |
| Godina      | x     | 19.84 | x     |       |       |       |
| [Toth       | 20.89 | x     | x     | x     | x     | x]    |

The gold went to a man who had been suspended for a doping violation at the corresponding competition two years earlier. Mikhnevich was originally 10th in Edmonton 2001, but that result was annulled. His suspension ended on August 4, 2003, and on August 8 in Minsk he put a personal best 21.66.

Godina had the best qualifying put of 21.08, but his sparkling World Championship record dimmed in the final. His first two throws left him in ninth place (prior to Toth's disqualification) and the third was ruled a foul and so the American was eliminated. Meanwhile, Mikhnevich had started with 21.24. In the second round he glided his shot near the right edge of the sector and towards to the championship record marker. It landed at 21.69 and he followed up with 21.36. At that point Nelson was eighth, then in the fourth round he improved to 21.26, good enough for a repeat of his Edmonton silver. "I am absolutely stunned that I am the world champion," said Mikhnevich, whose final three efforts were 21.45, foul and 21.44.

### Qualifying round (20.45 or top 12 to final) (Aug 23)

**Group A qualifiers:** Belonog 20.84; Nelson 20.23; Olsen 20.14; Bartels 20.06

**Non-qualifiers:** Milan Haborák SVK 19.95; Pavel Lyzhin BLR 19.84; Petr Stehlik CZE 19.70; Gheorghe Guşet ROU 19.61; Carl Myerscough GBR 19.51; Pavel Chumachenko RUS 19.51; Yuriy Belov BLR 19.32; Marco Verni CHI 19.24; Conny Karlsson FIN 19.17; Janus Robberts RSA 19.02; Zsolt Biber HUN 18.99; Reese Hoffa USA NM

**Group B qualifiers:** Godina 21.08; Mikhnevich 20.89; Reinikainen 20.55; Tiisanoja 20.37; Anlezark 20.28; Virastyuk 20.28; Snyder 20.10

**Non-qualifiers:** Manuel Martínez ESP 19.78; Dragan Perić SCG 19.55; Miran Vodovnik SLO 19.23; Rutger Smith NED 19.02; Pavel Sofin RUS 18.66; Yuriy Parkhomenko UKR 18.25; Toth DQ (r40.9) (20.39); Chima Ugwu NGR DNS

## X Helsinki 2005

### Final (Aug 6)

|    |                    |     |       |
|----|--------------------|-----|-------|
| 1, | Adam Nelson        | USA | 21.73 |
| 2, | Rutger Smith       | NED | 21.29 |
| 3, | Ralf Bartels       | GER | 20.99 |
| 4, | Christian Cantwell | USA | 20.87 |
| 5, | Joachim B. Olsen   | DEN | 20.73 |
| 6, | Ville Tiisanoja    | FIN | 20.57 |
| 7, | Tomasz Majewski    | POL | 20.23 |
| 8, | Tepa Reinikainen   | FIN | 20.09 |

9, Mikuláš Konopka SVK 19.72; 10, Carl Myerscough GBR 19.67; Yuriy Belonog UKR DQ (r40.9) (20.89); Andrei Mikhnevich BLR DQ (r40.1) (20.74)

**Rightful finalists:** Gheorghe Guşet ROU & Khalid Habash Al-Suwaidi QAT

| Series      | 1     | 2     | 3     | 4     | 5     | 6      |
|-------------|-------|-------|-------|-------|-------|--------|
| Nelson      | 21.73 | 21.28 | 21.68 | x     | 21.04 | x      |
| Smith       | 21.29 | 21.04 | 21.23 | 20.87 | x     | 20.66  |
| Bartels     | 20.30 | x     | 20.61 | 20.77 | 20.53 | 20.99  |
| Cantwell    | 20.87 | x     | x     | x     | 20.57 | x      |
| Olsen       | 20.13 | 20.73 | x     | 20.49 | 19.68 | x      |
| Tiisanoja   | 18.29 | 19.95 | 20.57 | 20.04 | 20.15 | x      |
| Majewski    | 20.08 | x     | 20.23 |       |       |        |
| Reinikainen | 19.69 | 20.09 | 19.31 |       |       |        |
| [Belonog    | 20.89 | x     | 20.32 | 20.42 | 20.81 | x]     |
| [Mikhnevich | 20.73 | 20.43 | 20.72 | x     | 20.36 | 20.74] |

The 2005 leader with 22.20, and three-time world champion, Godina failed to qualify after losing 5Kg because of a stomach virus, which followed four separate injuries. The mantle of favourite fell on Cantwell who led the morning qualifiers with 21.11, but Cantwell had a miserable final, managing 20.87 for fifth place and producing just one other legal effort. The opening round was notable, first for 2000 world junior champion Smith's 21.29, and then Nelson's 21.73. Smith managed another 21m effort (21.04) in the next round, while Nelson's four legal efforts were all over 21m, with 21.68 the best supporting effort. The relatively diminutive (1.81/115Kg) American had twice been runner-up in both the worlds and Olympics, so this was a particularly sweet triumph – "I lost my first big championship [in 2000] to the great Finnish shot putter Arsi Harju, and now I reach the top here in Finland, so I have come full circle."

In April 2013, the IAAF confirmed adverse findings from a re-test of the doping control sample which Ukraine's Belonog had given after finishing first at the Athens Olympics one year earlier. He was sus-

pended for two years to 2015, but more significantly all of his results from between August 2004 & August 2006 were disqualified. Included in this span were his Olympic gold and fourth place in Helsinki.

The following month, the IAAF reported that re-tests of sample from Helsinki had shown adverse findings for former champion Mikhnevich, an athlete who had already been disqualified for failing a drugs test at the 2001 World Championships. In July 2013 he was banned for life by the IAAF, who wiped out all his results from Helsinki 2005 and beyond.

#### Qualifying round (20.25 or top 12 to final) (Aug 6)

**Group A qualifiers:** Cantwell 21.11; Olsen 20.85; Nelson 20.35; Reinikainen 20.19; Majewski 20.12; Myerscough 20.07; Mikhnevich DQ (r40.1) (20.54)

**Non-qualifiers:** Gheorghe Guşet ROU 19.83; Manuel Martínez ESP 19.55; Petr Stehlik CZE 19.48; Miran Vodovnik SLO 19.28; Ivan Yushkov RUS 18.98; Marco Verni CHI 18.60; Dorian Scott JAM 18.33; Shaka Sola SAM NM

**Group B qualifiers:** Bartels 20.56; Konopka 20.39; Smith 20.26; Tiisanoja 20.18; Belonog DQ (r40.9) (20.21);

**Non-qualifiers:** Khalid Habash Al-Suwaidi QAT 19.72; Anton Lyuboslavkiy RUS 19.56; John Godina USA 19.54; Dragan Perić SCG 19.46; Taavi Peetre EST 19.20; Yuri Belov BLR 19.16; Hamza Alić BIH 18.77; Edis Elkasević CRO 18.59; Pavel Lizhin BLR & Janus Robberts RSA NM

## X

## Osaka 2007

### Final (Aug 25)

|    |  |     |       |
|----|--|-----|-------|
| 1, | Reese Hoffa  | USA | 22.04 |
| 2, | Adam Nelson  | USA | 21.61 |
| 3, | Rutger Smith   | NED | 21.13 |
| 4, | Tomasz Majewski  | POL | 20.87 |
| 5, | Miran Vodovnik   | SLO | 20.67 |
| 6, | Ralf Bartels   | GER | 20.45 |
| 7, | Yuri Belov   | BLR | 20.34 |
| 8, | Dylan Armstrong  | CAN | 20.23 |
| 9, | Pavel Sofin RUS 19.62; Dorian Scott JAM & Joachim Olsen DEN NM; Andrei Mikhnevich BLR DQ (r40.9) (21.27) |     |       |

**Rightful finalist:** Anton Luboslavkiy RUS

| Series      | 1     | 2     | 3     | 4     | 5     | 6     |
|-------------|-------|-------|-------|-------|-------|-------|
| Hoffa       | 21.81 | 21.64 | 22.04 | x     | 21.92 | 21.58 |
| Nelson      | 21.47 | 21.61 | x     | x     | x     | x     |
| Smith       | 20.90 | 21.13 | 20.90 | x     | x     | x     |
| Majewski    | 20.35 | x     | 20.37 | 20.41 | 20.07 | 20.87 |
| Vodovnik    | 19.85 | 20.42 | x     | 20.67 | 20.25 | x     |
| Bartels     | 20.02 | 20.34 | x     | 20.40 | 20.45 | 20.09 |
| Belov       | 20.34 | x     | x     | x     | x     | 20.34 |
| Armstrong   | 20.22 | 20.23 | 19.94 |       |       |       |
| [Mikhnevich | 19.97 | 21.27 | 20.88 | 20.75 | 20.61 | x]    |

Having thrown 22.43 three weeks earlier, Hoffa was the hot favourite, particularly as the number two American Cantwell hadn't made the US team, and defending champion Nelson had only thrown further than 21m once all season. Hoffa opened the final with 21.81, and Nelson responded two throws later with 21.47. The duel continued in the next round, with Hoffa putting 21.64, while Nelson improved to 21.61. Both Smith and Mikhnevich had their best throws of the evening in that second round. Thereafter it was Hoffa's show, as he threw 22.04, and supported his best mark with 21.92 and 21.58, averaging a shade under 21.80 for his night's work.

Mikhnevich was later disqualified as noted in the report for Helsinki 2005, so the bronze went instead to Smith.

#### Qualifying round (20.20 or top 12 to final) (Aug 25)

**Group A qualifiers:** Nelson 20.81; Olsen 20.62; Belov 20.26; Majewski 20.25; Scott 20.01

**Non-qualifiers:** Anton Luboslavkiy RUS 19.91; Yves Niaré FRA 19.62; Milan Haborák SVK & Mika Vasara FIN 19.55; Pavel Lyzhyn BLR 19.45; Navpreet Singh IND 19.35; Sultan Abdulmajeed Al-Hebshi KSA 19.20; Germán Lauro ARG 19.19; Marco Antonio Verni CHI 18.68; Noah Bryant USA 18.58; Antonin Žalský CZE 18.50; Ivan Emilianov MDA; Peter Sack GER & Hamza Alić BIH NM

**Group B qualifiers:** Smith 21.04; Hoffa 20.89; Bartels 20.33; Armstrong 20.07; Vodovnik 19.97; Sofin 19.92; Mikhnevich DQ (r40.9) (20.23)

**Non-qualifiers:** Scott Martin AUS 19.81; Mikuláš Konopka SVK 19.63; Petr Stehlik CZE 19.51; Robert Häggblom FIN 19.29; Māris Urtāns LAT 19.17; Khalid Habash Al-Suwaidi QAT 19.09; Nedžad Mulabegović CRO 18.69; Milan Jotanovic SRB 18.57; Chang Ming-Huang TPE 18.53; Daniel Taylor USA 18.45; Satoshi Hatase JPN 17.71; Lajos Kürthy HUN 17.56; Manuel Martínez ESP NM

## X

## Berlin 2009

### Final (Aug 15)

|     |  |     |       |
|-----|--|-----|-------|
| 1,  | Christian Cantwell   | USA | 22.03 |
| 2,  | Tomasz Majewski  | POL | 21.91 |
| 3,  | Ralf Bartels   | GER | 21.37 |
| 4,  | Reese Hoffa  | USA | 21.28 |
| 5,  | Adam Nelson  | USA | 21.11 |
| 6,  | Pavel Lyzhyn   | BLR | 20.98 |
| 7,  | Miroslav Vodovnik  | SLO | 20.50 |
| 8,  | Hamza Alić   | BIH | 20.00 |
| 10, | Pavel Sofyin RUS 19.89; 11, Carl Myerscough GBR 18.42; Peter Sack GER NM; Andrei Mikhnevich DQ (r40.9) (20.74) |     |       |

**Rightful finalist:** Sultan Abdulmajeed Al-Hebshi KSA

| Series      | 1     | 2     | 3     | 4     | 5     | 6     |
|-------------|-------|-------|-------|-------|-------|-------|
| Cantwell    | 21.54 | 20.72 | 21.03 | 21.21 | 22.03 | -     |
| Majewski    | 21.36 | 21.19 | 20.80 | 21.68 | 21.91 | 21.18 |
| Bartels     | 20.35 | 20.18 | 21.37 | 20.80 | 20.94 | 21.20 |
| Hoffa       | 21.02 | x     | 20.95 | 21.14 | 20.97 | 21.28 |
| Nelson      | 21.11 | 20.93 | x     | x     | x     | x     |
| Lyzhyn      | x     | 20.98 | x     | x     | x     | x     |
| Vodovnik    | 19.60 | 19.50 | 20.50 | x     | 19.82 | 20.14 |
| Alić        | 20.00 | x     | 19.80 |       |       |       |
| [Mikhnevich | 20.34 | 20.31 | 20.62 | 20.74 | 20.54 | x]    |

Cantwell set a difficult target in the final with his opening throw of 21.54, and Majewski responded with 21.36. Nelson (21.11) and Hoffa also went beyond 21 with their openers. There were no changes until Bartels moved into second place in round three with 21.37. Majewski took back the lead in round four with 21.68 and progressed to 21.91 in the next round. Cantwell finally clicked in the fifth and launched the shot out to 22.03 to win. Of the top eight, four were rotational throwers (the Americans and Vodovnik) and four were traditional O'Brien technique throwers.

For the first time in World Championship history, a man (Al-Hebshi) put beyond 20m and did not qualify for the final. Though the Saudi can consider himself a rightful finalist following the latest disqualification of Mikhnevich.

#### Qualifying round (20.30 or top 12 to final) (Aug 15)

**Group A qualifiers:** Majewski 21.19; Lyzhyn 20.72; Cantwell 20.63; Nelson 20.50; Vodovnik 20.22; Sack 20.20; Sofyin 20.16; Alić 20.10

**Non-qualifiers:** Sultan Abdulmajeed Al-Hebshi KSA 20.04; Justin Anlezark AUS 19.94; Māris Urtāns LAT 19.89; Dylan Armstrong CAN 19.86; Carlos Véliz CUB 19.62; Nedžad Mulabegović CRO 19.15; Valeriy Kokoyev RUS 19.13; Yasser Ibrahim EGY 18.69; Borja Vivas ESP 18.38; Adriatik Hoxha ALB 15.89

**Group B qualifiers:** Bartels 20.41; Hoffa 20.23; Myerscough 20.17; Mikhnevich DQ (r40.9) (20.65)

**Non-qualifiers:** Taavi Peetre EST 19.91; Marco Fortes POR 19.81; Manuel Martínez ESP 19.80; Antonin Žalský CZE 19.77; Yuri Belov BLR 19.75; Asmir Kolašinac SRB 19.67; Lajos Kürthy HUN 19.64; Scott Martin AUS 19.52; Dan Taylor USA 19.39; Yves Niaré FRA 19.37; David Stori GER 19.19; Maksim Sidorov RUS 18.92; Georgi Ivanov BUL 18.11; Germán Lauro ARG NM

## X

## Daegu 2011

### Final (Sep 2)

|    |   |     |       |
|----|---|-----|-------|
| 1, | David Stori   | GER | 21.78 |
| 2, | Dylan Armstrong   | CAN | 21.64 |
| 3, | Christian Cantwell  | USA | 21.36 |
| 4, | Reese Hoffa   | USA | 20.99 |
| 5, | Marco Fortes  | POR | 20.83 |
| 6, | Ryan Whiting  | USA | 20.75 |
| 7, | Adam Nelson   | USA | 20.29 |
| 8, | Tomasz Majewski   | POL | 20.18 |
| 9, | Ralf Bartels GER 20.14; 10, Asmir Kolašinac SRB 19.84; 11, Carlos Véliz CUB 19.70; Andrei Mikhnevich BLR DQ (r40.9) (21.40) |     |       |

**Rightful finalist:** Marco Schmidt GER

| Series      | 1     | 2     | 3     | 4     | 5     | 6      |
|-------------|-------|-------|-------|-------|-------|--------|
| Stori       | x     | 21.60 | 20.82 | x     | x     | 21.78  |
| Armstrong   | 20.79 | 20.58 | 20.82 | 21.64 | 21.40 | x      |
| Cantwell    | 20.50 | 20.73 | 20.83 | x     | 21.36 | x      |
| Hoffa       | 20.90 | 20.99 | 20.97 | 20.84 | x     | x      |
| Fortes      | 20.59 | x     | 19.36 | 20.83 | 20.25 | 20.04  |
| Whiting     | x     | 20.48 | 20.66 | 20.75 | x     | x      |
| Nelson      | 20.29 | 20.14 | 19.73 | x     | 20.02 | x      |
| Majewski    | x     | 20.03 | 20.18 |       |       |        |
| [Mikhnevich | 20.45 | 20.49 | 21.40 | 20.72 | 20.64 | 21.37] |

The pre-Daegu rankings showed consistent Armstrong leading the world with 22.21, but with six others at 21.60 or better, the competition was very open. Storl surprisingly led the qualifiers with a lifetime best 21.50.

Hoffa was the best in the first two rounds of the final with 20.90 and 20.99, until Storl unloaded another best, this time 21.60. Mikhnevich was the first to react positively, with 21.40 in the next round. Armstrong then moved from fifth to first with 21.64, and Cantwell closed in on the medals with a fifth-round 21.36. Rising to the occasion, the 21 year-old Storl then set his third personal best with 21.78 on the penultimate throw of the competition. Armstrong was unable to react, so Storl became the youngest winner of the event. "At the beginning of the year my plan was to be in the top six," admitted the new champion. "I really started to think about the gold medal in the last round today."

Mikhnevich was stripped of the bronze medal following the imposition of a life doping ban from August 2005. He became the first athlete to be disqualified from five World Championships.

#### Qualifying round (20.60 or top 12 to final) (Sep 1)

**Group A qualifiers:** Storl 21.50; Whiting 20.77; Majewski 20.73; Bartels 20.45; Nelson 20.23; Kolašinac 20.14; Mikhnevich DQ (r40.9) (20.79)

**Non-qualifiers:** Kim Christensen DEN 19.74; Jan Marcell CZE 19.51; Germán Lauro ARG 19.50; Andriy Semenov UKR 19.45; Om Prakash Singh IND 19.29; Borja Vivas ESP 18.37; Hwang In-Sung KOR 17.75

**Group B qualifiers:** Armstrong 21.05; Hoffa 20.96; Cantwell 20.73; Fortes 20.32; Véliz 20.24

**Non-qualifiers:** Marco Schmidt GER 20.06; Lajos Kürthy HUN 20.02; Maksim Sidorov RUS 19.95; Pavel Lyzhyn BLR 19.91; Hamza Alić BIH 19.70; Chang Ming-Huang TPE 19.60; Amin Nikfar IRI 19.18; Milan Jotanović SRB 18.39

## Moscow 2013

### Final (Aug 16)

|    |                 |     |       |
|----|-----------------|-----|-------|
| 1, | David Storl     | GER | 21.73 |
| 2, | Ryan Whiting    | USA | 21.57 |
| 3, | Dylan Armstrong | CAN | 21.34 |
| 4, | Reese Hoffa     | USA | 21.12 |
| 5, | Ladislav Prášíl | CZE | 20.98 |
| 6, | Tomasz Majewski | POL | 20.98 |
| 7, | Germán Lauro    | ARG | 20.40 |
| 8, | Georgi Ivanov   | BUL | 20.39 |

9, Cory Martin USA 20.09; 10, Asmir Kolašinac SRB 19.96; 11, Antonín Žalský CZE 19.54; 12, Martin Stašek CZE 19.10

| Series    | 1     | 2     | 3     | 4     | 5      | 6     |
|-----------|-------|-------|-------|-------|--------|-------|
| Storl     | 21.19 | 21.24 | x     | 21.73 | x      | x     |
| Whiting   | 21.57 | x     | 21.35 | 21.20 | x      | 21.22 |
| Armstrong | 20.38 | 21.10 | 20.73 | 20.87 | 21.34  | 20.46 |
| Hoffa     | 20.59 | 21.12 | x     | 20.72 | 20.64  | x     |
| Prášíl    | 20.60 | 20.98 | 20.89 | 20.76 | 20.83  | 20.93 |
| Majewski  | 20.46 | 20.89 | x     | 20.91 | 20.98  | x     |
| Lauro     | 19.69 | 20.26 | 19.23 | 20.40 | 19.360 | 20.06 |
| Ivanov    | 20.29 | x     | 20.39 | x     | 20.19  | x     |

World leader Whiting had the first throw of the final, and his effort of 21.57 would remain in the gold medal position for more than half the competition. Storl was in silver medal position with his first two throws of 21.19 and 21.24 while Hoffa and Armstrong were battling for bronze.

Whiting backed up his lead with 21.35 in the third round, but it was in the following round that the drama occurred. Storl, demonstrating his usual championship temperament, produced a massive throw and walked out of the back of the circle. The throw was judged a foul for what was thought to be a touch on the top of the board. Storl made an immediate oral protest. This was upheld by the referee on inspection of the on field video. The flag judge was quickly overruled, and the throw was measured at 21.73 to give Storl the lead. The US team made enquiries but was satisfied that an appropriate process had been followed and the correct outcome achieved.

#### Qualifying round (20.65 or top 12 to final) (Aug 15)

**Group A qualifiers:** Prášíl 20.90; Hoffa 20.42; Ivanov 20.40; Kolašinac 20.07; Žalský 19.76

**Non-qualifiers:** Maksim Sidorov RUS 19.63; Orazio Cremona RSA 19.42; Marco Fortes POR 19.38; Jakub Szyszkowski POL 19.36; O'Dayne Richards JAM 19.08; Kemal Mešić BIH 18.98; Tim Nedow CAN 18.72; Marin Premeru CRO 18.71; Zack Lloyd USA 18.63

**Group B qualifiers:** Whiting 21.51; Majewski 20.76; Storl 20.71; Armstrong 20.39; Martin 20.18; Lauro 20.09; Stašek 20.04

**Non-qualifiers:** Leif Arrhenius SWE 19.53; Sultan Abdulmajeed Al-Hebshi KSA 19.22; Hamza Alić BIH 19.18; Aleksandr Lesnoy RUS 19.01; Borja Vivas ESP 18.97; Pavel Lyzhyn BLR NM; Soslan Tsirikhov RUS DQ (r40.1) (18.53)

## Beijing 2015

### Final (Aug 23)

|    |                  |     |       |
|----|------------------|-----|-------|
| 1, | Joe Kovacs       | USA | 21.93 |
| 2, | David Storl      | GER | 21.74 |
| 3, | O'Dayne Richards | JAM | 21.69 |
| 4, | Tom Walsh        | NZL | 21.58 |
| 5, | Reese Hoffa      | USA | 21.00 |
| 6, | Tomasz Majewski  | POL | 20.82 |
| 7, | Asmir Kolašinac  | SRB | 20.71 |
| 8, | Jacko Gill       | NZL | 20.11 |

9, Germán Lauro ARG 19.70; 10, Jan Marcell CZE 19.69; 11, Inderjeet Singh IND 19.52; Christian Cantwell USA DNS

| Series    | 1     | 2     | 3     | 4     | 5     | 6     |
|-----------|-------|-------|-------|-------|-------|-------|
| Kovacs    | 21.23 | 20.48 | x     | 21.67 | 21.93 | 21.66 |
| Storl     | x     | 21.46 | x     | 20.44 | 21.74 | 21.28 |
| Richards  | x     | 20.79 | 21.69 | x     | 20.54 | x     |
| Walsh     | 20.05 | x     | 20.64 | 21.58 | 21.01 | x     |
| Hoffa     | 20.61 | 20.72 | x     | 20.31 | 21.00 | x     |
| Majewski  | 20.57 | 20.82 | 20.17 | 20.59 | 20.50 | x     |
| Kolašinac | x     | 20.11 | 20.36 | x     | x     | 20.71 |
| Gill      | 19.99 | 20.11 | 19.54 | 19.44 | 19.54 | 19.49 |

Defending champion Storl and new star Kovacs were felt to be the two best, with the German leading 2-1 in their clashes of 2015. Kovacs was the only man over 21m in round one, but Storl overtook his 21.23 with 21.46 in the second round. The shocks came in the next two rounds. First, Richards equalled his national record of 21.69 to move into the lead, and then Walsh set an Oceanian record of 21.58. Kovacs – a Pennsylvanian of Hungarian descent – then put 21.67 to relegate Storl to an unaccustomed fourth place.

The American then took the lead for good with 21.93, and Storl responded with 21.74. This magnificent competition, staged in uncomfortably humid conditions, saw a championship best ever fourth place distance for the unfortunate Walsh.

#### Qualifying round (20.65 or top 12 to final) (Aug 23)

**Group A qualifiers:** Kovacs 21.36; Hoffa 20.75; Walsh 20.49; Singh 20.47; Kolašinac 20.37; Majewski 20.34; Marcell 20.32

**Non-qualifiers:** Bob Bertemes LUX 19.87; Darlan Romani BRA 19.86; Aleksandr Lesnoy RUS 19.78; Mustafa Amer Ahmed EGY 19.65; Borja Vivas ESP 19.28; Jaco Engelbrecht RSA 19.04; Tsanko Arnaudov POR 18.85

**Group B qualifiers:** Storl 21.26; Lauro 20.64; Cantwell 20.63; Richards 20.55; Gill 19.94

**Non-qualifiers:** Jordan Clarke USA 19.89; Andrei Gag ROU 19.74; Tomáš Staněk CZE 19.64; Tim Nedow CAN 19.63; Frank Elemba CGO 19.40; Maksim Sidorov RUS 19.35; Marin Premeru CRO 19.33; Orazio Cremona RSA 18.63; Hamza Alić BIH 18.62; Konrad Bukowiecki POL & Georgi Ivanov BUL NM

### SHOT PUT

#### Multiple Medallists:

|   |                    |     |                        |
|---|--------------------|-----|------------------------|
| 4 | Adam Nelson        | USA | 01-2, 03-2, 05-1, 07-2 |
| 3 | Werner Günthör     | SUI | 87-1, 91-1, 93-1       |
|   | John Godina        | USA | 95-1, 97-1, 01-1       |
|   | David Storl        | GER | 11-1, 13-1, 15-2       |
| 2 | Aleksandr Bagach   | UKR | 93-3, 99-3             |
|   | Randy Barnes       | USA | 93-2, 95-3             |
|   | Oliver-Sven Buder  | GER | 97-2, 99-2             |
|   | CJ Hunter          | USA | 97-3, 99-1             |
|   | Ralf Bartels       | GER | 05-3, 09-3             |
|   | Rutger Smith       | NED | 05-2, 07-3             |
|   | Christian Cantwell | USA | 09-1, 11-3             |
|   | Dylan Armstrong    | CAN | 11-2, 13-3             |

#### Most Finals:

|   |                 |     |                                    |
|---|-----------------|-----|------------------------------------|
| 6 | Nelson          |     | 01-2, 03-2, 05-1, 07-2, 09-5, 11-7 |
|   | Tomasz Majewski | POL | 05-7, 07-4, 09-2, 11-8, 13-6, 15-6 |



## Men's Shot Put, continued

## Most Appearances:

|   |                 |     |  |
|---|-----------------|-----|--|
| 8 | Manuel Martínez | ESP | 93-11, 95-21Q, 97-12Q, 01-4, 03-14Q, 05-14Q, 07-nm/Q, 09-18Q |
|---|-----------------|-----|--|

## National Placings:

|               | 1         | 2         | 3         | 4         | 5         | 6         | 7         | 8         | Points     |
|---------------|-----------|-----------|-----------|-----------|-----------|-----------|-----------|-----------|------------|
| USA           | 8         | 5         | 4         | 6         | 3         | 1         | 3         | 2         | 176        |
| GER           | 2         | 4         | 2         | 1         | 2         | 4         | 1         | 2         | 85         |
| UKR           | -         | -         | 3         | 2         | 1         | 2         | 1         | -         | 40         |
| FIN           | -         | 1         | 1         | -         | 1         | 2         | 2         | 3         | 30         |
| POL           | 1         | 1         | -         | 1         | -         | 2         | 1         | 1         | 29         |
| SUI           | 3         | -         | -         | -         | -         | -         | -         | -         | 24         |
| CAN           | -         | 1         | 1         | -         | -         | -         | -         | 2         | 15         |
| URS           | -         | -         | 1         | -         | 2         | -         | -         | 1         | 15         |
| BLR           | 1         | -         | -         | -         | -         | 1         | 1         | 1         | 14         |
| NED           | -         | 1         | 1         | -         | -         | -         | -         | -         | 13         |
| TCH           | -         | -         | 1         | 1         | -         | -         | -         | -         | 11         |
| ITA           | -         | 1         | -         | -         | -         | -         | 1         | -         | 9          |
| YUG           | -         | -         | -         | -         | 1         | 1         | 1         | -         | 9          |
| NOR           | -         | 1         | -         | -         | -         | -         | -         | -         | 7          |
| JAM           | -         | -         | 1         | -         | -         | -         | -         | -         | 6          |
| NZL           | -         | -         | -         | 1         | -         | -         | -         | 1         | 6          |
| SLO           | -         | -         | -         | -         | 1         | -         | 1         | -         | 6          |
| AUS           | -         | -         | -         | 1         | -         | -         | -         | -         | 5          |
| ESP           | -         | -         | -         | 1         | -         | -         | -         | -         | 5          |
| RUS           | -         | -         | -         | 1         | -         | -         | -         | -         | 5          |
| CZE           | -         | -         | -         | -         | 1         | -         | -         | -         | 4          |
| DEN           | -         | -         | -         | -         | 1         | -         | -         | -         | 4          |
| IWP           | -         | -         | -         | -         | 1         | -         | -         | -         | 4          |
| POR           | -         | -         | -         | -         | 1         | -         | -         | -         | 4          |
| CHI           | -         | -         | -         | -         | -         | 1         | -         | -         | 3          |
| SWE           | -         | -         | -         | -         | -         | 1         | -         | -         | 3          |
| ARG           | -         | -         | -         | -         | -         | -         | 1         | -         | 2          |
| AUT           | -         | -         | -         | -         | -         | -         | 1         | -         | 2          |
| SRB           | -         | -         | -         | -         | -         | -         | 1         | -         | 2          |
| BIH           | -         | -         | -         | -         | -         | -         | -         | 1         | 1          |
| BUL           | -         | -         | -         | -         | -         | -         | -         | 1         | 1          |
| <b>Totals</b> | <b>15</b> | <b>15</b> | <b>15</b> | <b>15</b> | <b>15</b> | <b>15</b> | <b>15</b> | <b>15</b> | <b>540</b> |

Bjørbaek NOR 55.40; Vesteinn Hafsteinsson ISL 55.20; Li Weinan CHN 51.72

**Group B qualifiers:** Bugár 65.00; Huuononen 63.76; Schult 62.80; Cooper 62.72; Burns 61.88; Martínez 60.92; Hjeltne 60.10**Non-qualifiers:** Konstantinos Georgakopoulos GRE 59.54; Yuriy Dumchev URS 58.84; Werner Hartmann FRG 58.48; Iosif Nagy ROU 58.34; Mohamed Naguib Hamed EGY 56.62; Adnan Hore SYR 48.34

## Rome 1987

## Final (Sep 4)

|     |                     |       |       |
|-----|---------------------|-------|-------|
| 1,  | Jürgen Schult       | GDR   | 68.74 |
| 2,  | John Powell         | USA   | 66.22 |
| 3,  | Luis Delís          | CUB   | 66.02 |
| 4,  | Rolf Danneberg      | FRG   | 65.96 |
| 5,  | Vladimir Zinchenko  | URS   | 65.60 |
| 6,  | Romas Ubartas       | URS   | 65.50 |
| 7,  | Imrich Bugár        | TCH   | 65.32 |
| 8,  | Vaclav Kidykas      | URS   | 63.64 |
| 9,  | Géjza Valent TCH    | 61.98 |       |
| 10, | Bradley Cooper BAH  | 61.94 |       |
| 11, | Alois Hannecker FRG | 60.98 |       |
| 12, | Marco Martino ITA   | 60.60 |       |

| Series    | 1     | 2     | 3     | 4     | 5     | 6     |
|-----------|-------|-------|-------|-------|-------|-------|
| Schult    | 65.80 | 68.74 | 66.18 | 67.36 | 66.74 | 65.94 |
| Powell    | 66.22 | 60.42 | 61.48 | -     | -     | -     |
| Delís     | 63.30 | 64.18 | x     | x     | 65.66 | 66.02 |
| Danneberg | 65.14 | 60.92 | 64.30 | 65.42 | 65.96 | 63.80 |
| Zinchenko | 65.60 | 63.04 | 65.26 | 64.78 | 64.04 | x     |
| Ubartas   | 65.06 | 63.22 | 62.82 | 65.04 | 65.50 | 64.56 |
| Bugár     | x     | 63.12 | 65.32 | 62.16 | x     | x     |
| Kidykas   | 57.78 | 62.30 | 63.64 | 60.22 | x     | x     |

The story of the event was not so much the winning performance of Schult – who finally lived up to his status as world record holder after a poor record at major championships – but the silver medal of Powell. The 40 year-old American became the oldest athlete to win a World Championship medal thanks to an opening throw of 66.22. Powell, two times an Olympic bronze medallist, actually led the competition until Schult threw 68.74 in round 2, the longest ever throw at a major championships. He backed this up with two more throws worthy of gold.

Delís repeated his 1983 charge. He was only seventh after four rounds but improved to fourth, then third, with his final two throws.

## Qualifying round (65.00 or top 12 to final) (Sep 3)

**Group A qualifiers:** Delís 66.06; Danneberg 64.90; Ubartas 64.48; Powell 63.62; Bugár 62.68; Cooper 61.70**Non-qualifiers:** Knut Hjeltne NOR 61.64; Dariusz Juzyszyn POL 61.38; Stefan Fernholm SWE 61.36; Vesteinn Hafsteinsson ISL 59.32; Georgi Georgiev BUL 58.80; John Brenner USA 58.44; Patrick Journoud FRA 57.84; Konstantinos Georgakopoulos GRE NM**Group B qualifiers:** Schult 66.04; Kidykas 64.60; Zinchenko 64.30; Valent 63.66; Hannecker 63.34; Martino 62.26**Non-qualifiers:** Svein Inge Valvik NOR 59.76; Lars Sundin SWE 59.44; Ray Lazdins CAN 59.16; Randy Heisler USA 59.02; Kamen Dimitrov BUL 58.90; Göran Svensson SWE NM; Werner Hartmann FRG DNS

## Discus Throw

## Helsinki 1983

## Final (Aug 14)

|    |                       |     |       |
|----|-----------------------|-----|-------|
| 1, | Imrich Bugár          | TCH | 67.72 |
| 2, | Luis Delís            | CUB | 67.36 |
| 3, | Géjza Valent          | TCH | 66.08 |
| 4, | Ari Huuononen         | FIN | 65.44 |
| 5, | Jürgen Schult         | GDR | 64.92 |
| 6, | Georgiy Kolnootchenko | URS | 64.74 |
| 7, | Juan Martínez         | CUB | 64.26 |
| 8, | Art Burns             | USA | 63.22 |

9, Knut Hjeltne NOR 62.26; 10, Mac Wilkins USA 61.46; 11, Igor Duginyets URS 60.44; 12, Brad Cooper BAH 58.70

| Series        | 1     | 2     | 3     | 4     | 5     | 6     |
|---------------|-------|-------|-------|-------|-------|-------|
| Bugár         | 67.48 | 67.72 | 61.76 | 67.14 | 66.94 | 65.58 |
| Delís         | x     | 66.30 | 64.88 | x     | 67.36 | 66.48 |
| Valent        | 60.16 | x     | 63.42 | 66.08 | 64.94 | 65.90 |
| Huuononen     | 63.66 | 65.44 | x     | 64.18 | 64.62 | 63.14 |
| Schult        | 63.64 | 60.36 | x     | x     | 64.92 | 62.94 |
| Kolnootchenko | 64.74 | x     | x     | x     | x     | x     |
| Martínez      | 64.26 | 60.48 | 61.36 | 61.30 | x     | 60.96 |
| Burns         | 62.76 | 62.38 | 63.22 | x     | x     | x     |

The qualifying round – notable for the elimination of world record holder Yuriy Dumchev – provided a preview of the final with Bugár, Delís and Valent leading the way. In the final it was Bugár, the European Champion, who started the best with two 67m throws.

In the second round, Huuononen briefly went into second place before Delís got into his stride. In the fourth round, Bugár produced his third 67m+ of the series. Valent moved into third. The best finish was from Delís. In the fifth round he ignored the noise from the marathon medal ceremony to come dangerously close to the leader with 67.36. He followed this up with 66.48 but had to settle for a silver.

## Qualifying round (63.00 or top 12 to final) (Aug 13)

**Group A qualifiers:** Delís 64.20; Valent 63.98; Kolnootchenko 63.46; Wilkins 62.58; Duginyets 62.42**Non-qualifiers:** Rickard Bruch SWE 59.28; John Powell USA 58.96; Alwin Wagner FRG 58.96; Robert Gray CAN 57.92; Ioan Zamfirache ROU 57.54; Øystein

## Tokyo 1991

## Final (Aug 27)

|    |                    |     |       |
|----|--------------------|-----|-------|
| 1, | Lars Riedel        | GER | 66.20 |
| 2, | Erik de Bruin      | NED | 65.82 |
| 3, | Attila Horváth     | HUN | 65.32 |
| 4, | Wolfgang Schmidt   | GER | 64.76 |
| 5, | Mike Buncic        | USA | 64.20 |
| 6, | Jürgen Schult      | GER | 63.12 |
| 7, | Dmitriy Shevchenko | URS | 62.90 |
| 8, | Roberto Moya       | CUB | 61.44 |

9, Sergey Lyakhov URS 61.00; 10, Nikolay Kolev BUL 60.44; 11, Adewale Olukaju NGR 59.44; Vasily Kaptyukh URS DNS

| Series     | 1     | 2     | 3     | 4     | 5     | 6     |
|------------|-------|-------|-------|-------|-------|-------|
| Riedel     | 66.20 | 64.52 | 65.78 | x     | 65.82 | x     |
| De Bruin   | x     | 62.58 | x     | 64.40 | 63.10 | 65.82 |
| Horvath    | 64.36 | 64.38 | 64.66 | 63.72 | 65.20 | 65.32 |
| Schmidt    | 63.66 | 61.84 | 60.58 | 64.48 | 64.76 | 60.72 |
| Buncic     | 64.20 | x     | 64.12 | 61.16 | 62.28 | x     |
| Schult     | 61.78 | 61.62 | 61.60 | 63.12 | 63.04 | 62.78 |
| Shevchenko | 62.90 | 61.82 | 62.56 | x     | 61.96 | 61.60 |
| Moya       | 61.44 | 57.98 | 61.16 | x     | 58.28 | 59.16 |



The gold medal again went to a German but it was not defending champion Schult nor former world record holder Schmidt. It was a 24 year-old who was competing at his first senior championship final. Riedel was the best of the qualifiers and he went even further in the first round of the final with 66.20. The conditions were not ideal for long throws and it became obvious that this throw might well hold up for victory.

Horváth held second place until the last round, when an ecstatic de Bruin moved up from fourth spot with 65.82.

#### Qualifying round (64.00 or top 12 to final) (Aug 26)

**Group A qualifiers:** Riedel 65.30; Horváth 64.54; Buncic 63.12; Lyakhov 63.02; Kaptyukh 62.88; Schult 62.56; Kolev 62.40; Moya 62.32

**Non-qualifiers:** David Martínez ESP 61.14; Svein Inge Valvik NOR 60.86; Simon Williams GBR 60.68; Vesteinn Hafsteinnsson ISL 60.12; Marcel Tirtle ROU 59.80; Luciano Zerbini ITA 58.34; Tony Washington USA 58.02; Ray Lazdins CAN 56.58; James Wong Tuck Yim SGP 44.26; Christian Erb SUI DNS

**Group B qualifiers:** Schmidt 65.18; Shevchenko 63.70; de Bruin 63.34; Olukoju 62.36

**Non-qualifiers:** Imrich Bugár TCH 61.90; Werner Reiterer AUS 60.40; Marco Martino ITA 60.34; Georgi Georgiev BUL 60.08; Ramón Jiménez-Gaona PAR 60.02; Costel Grasu ROU 60.00; József Ficsor HUN 59.98; Juan Martínez CUB 59.98; Mike Gravelle USA 58.28; Kamen Dimitrov BUL 57.72; Igor Avrunin ISR 56.74; Michael Conjunjo CAF 53.02; Herbert Rodríguez ESA 46.62; Stefan Fernholm SWE DNS

## X

### Stuttgart 1993

#### Final (Aug 17)

|                       |     |       |
|-----------------------|-----|-------|
| 1, Lars Riedel        | GER | 67.72 |
| 2, Dmitriy Shevchenko | RUS | 66.90 |
| 3, Jürgen Schult      | GER | 66.12 |
| 4, Costel Grasu       | ROU | 65.24 |
| 5, Vladimir Zinchenko | UKR | 62.02 |
| 6, Nick Sweeney       | IRL | 61.66 |
| 7, Vasilij Kaptyukh   | BLR | 61.64 |
| 8, Mike Buncic        | USA | 61.06 |

9, Luis Delis CUB 60.76; 10, Anthony Washington USA 60.72; 11, Vaclavas Kidykas LTU 58.62; Romas Ubartas LTU DQ (r40.1) (65.24)

**Rightful finalist:** Sergey Lukashok ISR

| Series     | 1     | 2     | 3     | 4     | 5     | 6      |
|------------|-------|-------|-------|-------|-------|--------|
| Riedel     | 56.24 | 67.72 | 60.54 | 64.94 | x     | 67.34  |
| Shevchenko | 61.58 | 61.54 | x     | 63.94 | 66.14 | 66.90  |
| Schult     | 64.32 | 66.12 | 63.32 | 62.84 | 64.46 | x      |
| Grasu      | 61.92 | 65.24 | 62.12 | 62.66 | 62.60 | 61.54  |
| Zinchenko  | 59.42 | 61.28 | 60.92 | 59.92 | 62.02 | 59.56  |
| Sweeney    | 61.66 | 61.26 | x     | 60.84 | 60.70 | x      |
| Kaptyukh   | 61.64 | x     | 60.96 | 57.46 | 61.00 | 58.78  |
| Buncic     | 60.92 | 61.06 | 60.78 |       |       |        |
| [Ubartas   | 59.06 | 61.66 | 61.42 | x     | 65.24 | 63.98] |

The crowd were pleased to see Schult – the 1987 Champion – take the lead after the first round, and delighted when defending champion Riedel went ahead in the second with an excellent 67.22. Schult also improved with his second throw and Germany were to hold the first two positions for most of the competition.

With his final throw, Shevchenko produced 66.90 to split the Germans. In fourth place was Olympic Champion Ubartas, but his name was removed from the order after he failed a doping test.

The 46,200 spectators clapped and cheered when each of the Germans went into the ring, but during the contest Riedel and Schult took the unusual step of issuing a statement to ask the crowd to please be quiet at these times. A small section of the crowd appeared to ignore this request, but they simply had not seen the statement as the main scoreboard was not visible from their seats!

#### Qualifying round (63.00 or top 12 to final) (Aug 16)

**Group A qualifiers:** Shevchenko 63.68; Washington 62.78; Sweeney 62.10; Schult 62.10; Ubartas DQ (65.92)

**Non-qualifiers:** Alexis Elizalde CUB 60.76; Ramón Jiménez-Gaona PAR 60.50; Vladimir Dubrovshchik BLR 60.38; Robert Weir GBR 59.74; Dmitriy Kovtsun UKR 58.90; Imrich Bugár CZE 58.76; Mike Gravelle USA 56.42; Michael Conjunjo CAF 53.60; Gordon Barff PYF 46.56; Erik de Bruin NED DNS

**Group B qualifiers:** Riedel 65.88; Buncic 63.64; Kaptyukh 62.56; Kidykas 61.94; Delis 61.76; Zinchenko 61.74; Grasu 61.52

**Non-qualifiers:** Sergey Lukashok ISR 60.88; Roberto Moya CUB 60.10; Viktor Baraznovskiy BLR 59.30; Vesteinn Hafsteinnsson ISL 58.56; Ray Lazdins CAN 57.48; Dashdendev Makhshiriy MGL 51.62; Shakti Singh IND 48.78; James Wong Tuck Yim SGP 46.86; Wesley Tuilefano ASA 27.34

## Gothenburg 1995

#### Final (Aug 11)

|                          |     |       |
|--------------------------|-----|-------|
| 1, Lars Riedel           | GER | 68.76 |
| 2, Vladimir Dubrovshchik | BLR | 65.98 |
| 3, Vasilij Kaptyukh      | BLR | 65.88 |
| 4, Attila Horváth        | HUN | 65.72 |
| 5, Jürgen Schult         | GER | 64.44 |
| 6, Adewale Olukoju       | NGR | 63.66 |
| 7, Alexis Elizalde       | CUB | 63.28 |
| 8, Dmitriy Shevchenko    | RUS | 63.18 |

9, Robert Weir GBR 63.14; 10, John Godina USA 60.84; 11, Mike Buncic USA 60.24; 12, Stefan Fernholm SWE 59.52

| Series       | 1     | 2     | 3     | 4     | 5     | 6     |
|--------------|-------|-------|-------|-------|-------|-------|
| Riedel       | 65.32 | 68.76 | 66.44 | 67.90 | 66.84 | 61.06 |
| Dubrovshchik | 63.98 | 61.68 | x     | 65.36 | 62.50 | 65.98 |
| Kaptyukh     | 62.74 | 65.02 | 65.54 | 65.30 | 65.88 | 62.38 |
| Horváth      | 61.30 | 64.68 | 64.24 | 65.72 | 63.02 | 63.92 |
| Schult       | 63.08 | x     | 63.22 | 61.34 | 64.44 | x     |
| Olukoju      | 61.20 | 62.34 | 63.66 | 63.02 | 61.14 | 62.82 |
| Elizalde     | 63.28 | 61.18 | 62.34 | x     | 60.92 | 61.56 |
| Shevchenko   | x     | x     | 63.18 | x     | x     | x     |

August 11, 1995 was a good day for repeating world champions. Sergey Bubka won a fifth pole vault title, Moses Kiptanui a third steeplechase gold, Michael Johnson regained his 200m title and Lars Riedel won a hat-trick of discus titles.

The giant German had more trouble in the qualifying rounds than the final, because he needed all three throws. In the final he led from the first round and set a championship record of 68.76 in the second. This was then the second longest throw ever at a major championship.

The order of the other medallists changed in each of the last three rounds. Horváth was the unlucky one, slipping from second to fourth behind two throwers from Belarus.

#### Qualifying round (62.00 or top 12 to final) (Aug 9)

**Group A qualifiers:** Shevchenko 64.80; Kaptyukh 62.80; Weir 62.50; Horváth 62.36; Godina 61.70; Fernholm 61.10

**Non-qualifiers:** Michael Möllenbeck GER 59.76; Svein Inge Valvik NOR 59.32; Ramón Jiménez Gaona PAR 59.26; Diego Fortuna ITA 58.74; Vesteinn Hafsteinnsson ISL 58.12; Vaclavas Kidykas LTU 57.96; Vadim Popov UZB 57.84; Werner Reiterer AUS 57.60; Roberto Moya CUB 57.58; Mickael Conjunjo CAF 57.36; Kristian Pettersson SWE 57.34; Vitaliy Sidorov UKR 56.82; Igor Primc SLO 55.92; Jan Cordius DEN 54.00; Dashdendev Makhshiriy MGL 51.04; James Wong SGP 49.34

**Group B qualifiers:** Dubrovshchik 64.20; Riedel 63.64; Schult 61.92; Olukoju 61.44; Elizalde 61.38; Buncic 61.08

**Non-qualifiers:** Nick Sweeney IRL 60.68; Costel Grasu ROU 60.64; Sergey Lyakhov RUS 60.50; Virgilijus Alekna LTU 59.20; Vladimir Zinchenko UKR 59.00; Viktor Baraznovskiy BLR 58.68; Aleksander Tammert EST 58.64; Dag Solhaug SWE 58.52; Randy Heisler USA 58.10; Olav Jenssen NOR 58.00; David Martínez ESP 57.34; Harri Uurainen FIN 55.12; Sergey Lukashok ISR 54.90; Frits Potgieter RSA 54.84; Dragan Mustapić CRO 53.54

## Athens 1997

#### Final (Aug 10)

|                          |     |       |
|--------------------------|-----|-------|
| 1, Lars Riedel           | GER | 68.54 |
| 2, Virgilijus Alekna     | LTU | 66.70 |
| 3, Jürgen Schult         | GER | 66.14 |
| 4, Vladimir Dubrovshchik | BLR | 66.12 |
| 5, John Godina           | USA | 65.40 |
| 6, Andreas Seelig        | GER | 64.48 |
| 7, Adam Setliff          | USA | 63.44 |
| 8, Robert Weir           | GBR | 63.06 |

9, Jason Tunks CAN 62.30; 10, Vitaliy Sidorov UKR 60.32; 11, Vasilij Kaptyukh BLR 60.12; 12, Aleksander Tammert EST 59.44

| Series       | 1     | 2     | 3     | 4     | 5     | 6     |
|--------------|-------|-------|-------|-------|-------|-------|
| Riedel       | 65.48 | 68.24 | 68.54 | x     | x     | 66.80 |
| Alekna       | 62.44 | 66.70 | 63.20 | 63.12 | x     | x     |
| Schult       | 66.14 | 65.20 | 65.54 | x     | 62.34 | 64.94 |
| Dubrovshchik | 62.98 | 60.30 | 65.36 | 65.46 | 62.44 | 66.12 |
| Godina       | 65.40 | x     | 57.32 | 64.82 | 64.92 | 64.30 |
| Seelig       | 63.00 | 64.48 | 62.80 | x     | 64.12 | 63.44 |
| Setliff      | 62.32 | 62.80 | x     | 61.84 | x     | 63.44 |
| Weir         | 63.06 | 60.18 | 61.40 | 62.22 | x     | 58.70 |

Riedel's status as a latter-day Al Oerter was enhanced when he unleashed two mighty throws beyond 68m to claim his fourth successive world title. Although his sequence, which began in 1991, doesn't match up to Oerter's four Olympic golds spaced four years apart from 1956 to 1968, it is still an outstanding example of consistency and longevity at the highest level. Another thrower who has been at or near the top even longer, world record holder Schult (age 37), actually led for the first round with 66.14 and that held up for a bronze to add to his gold of 1987 and bronze of 1993. The silver went to Alekna, who had only qualified for the final at his final attempt. Godina, in fifth, place produced the best shot/discus showing at global level since Bud Houser's Olympic double in 1924.

#### Qualifying Round (Aug 8) (63.00 or top 12 to final)

**Group A qualifiers:** Schult 64.60; Sidorov 63.08; Kaptyukh 63.06; Seelig 62.94; Tammert 62.18; Tunks 61.82

**Non-qualifiers:** Alexis Elizalde CUB 61.48; Vaclavos Kidykas LTU 61.40; Andy Bloom USA 60.74; Olav Jenssen NOR 60.52; Igor Primc SLO 59.98; Ian Winchester NZL 59.70; Jo Van Daele BEL 58.66; Aleksandr Borichevskiy RUS 57.90; Yu Wenge CHN 57.14; Costel Grasu ROU 56.70; Hristos Papadopoulos GRE 56.44; Shakti Singh IND 56.28; Glen Smith GBR 54.40; Dashdende Makhshiri MGL 52.12

**Group B qualifiers:** Riedel 66.46; Alekna 65.22; Setliff 63.72; Godina 63.48; Dubrovshchik 62.30; Weir 62.26

**Non-qualifiers:** Frits Potgieter RSA 61.30; Piet van der Kruk NED 60.16; Diego Fortuna ITA 60.06; Leonid Cherevko BLR 60.06; Sergey Lyakhov RUS 59.72; Jean Pons FRA 59.46; Li Shaojie CHN 58.24; Libor Malina CZE 58.00; Michael Conjungo CAF 57.82; Attila Horváth HUN 57.72; Marcelo Pugliese ARG 57.34; Kjell Ove Hauge NOR 57.00; Ramón Jiménez Gaona PAR 52.96; Vansavang Sawusdee THA 47.98; Robert McNabb COK 41.00

## Seville 1999

#### Final (Aug 24)

|    |                        |     |       |
|----|------------------------|-----|-------|
| 1, | Anthony Washington     | USA | 69.08 |
| 2, | Jürgen Schult          | GER | 68.18 |
| 3, | Lars Riedel            | GER | 68.09 |
| 4, | Virgilijus Alekna      | LTU | 67.53 |
| 5, | Vaclavos Kidykas       | LTU | 65.05 |
| 6, | Michael Möllenbeck     | GER | 64.90 |
| 7, | Vladimir Dubrovshchik  | BLR | 64.00 |
| 8, | Aleksandr Borichevskiy | RUS | 63.59 |

9, Li Shaojie CHN 63.22; 10, Aleksander Tammert EST 62.29; 11, Róbert Fazekas HUN 61.71; Andy Bloom USA NM

| Series       | 1     | 2     | 3     | 4     | 5     | 6     |
|--------------|-------|-------|-------|-------|-------|-------|
| Washington   | 66.29 | x     | 65.76 | x     | 64.93 | 69.08 |
| Schult       | 64.85 | 68.18 | 66.24 | 64.66 | x     | 64.06 |
| Riedel       | 64.63 | 66.94 | 68.09 | x     | 65.38 | x     |
| Alekna       | 65.45 | 66.49 | 65.95 | 64.61 | x     | 67.53 |
| Kidykas      | 65.05 | 62.28 | 61.91 | x     | x     | x     |
| Möllenbeck   | 63.33 | 64.90 | 64.54 | x     | x     | 64.51 |
| Dubrovshchik | 64.00 | 63.86 | 63.83 | 61.00 | 63.46 | 62.72 |
| Borichevskiy | 63.59 | 61.05 | 60.56 | x     | 61.24 | x     |

One of only four athletes to appear in all seven editions of the World Championships, having placed 5th in 1983, 1st in 1987, 6th in 1991, 3rd in 1993, 5th in 1995 and 3rd in 1997, 39 year-old world record holder Schult was actually in the lead (with an excellent 68.18) as the last round got underway. Even Riedel, bidding for a fifth world title but handicapped by a hip muscle injury, was kept at bay. However, a German 1-2 was foiled in the last round when 33 year-old Washington, previously in fourth place with 66.29, at last came up with the sort of throw when it matters for which his supporters had been waiting for years. He threw 69.08, a distance which only Riedel (69.40 in the Atlanta Olympics) had ever bettered in a global championship. "To tell you the truth I don't know how the heck I did that," was his engaging comment. "I'm glad to show that a family man with a full-time job can win a world title."

#### Qualifying round (64.50 or top 12 to final) (Aug 22)

**Group A qualifiers:** Alekna 65.86; Riedel 64.00; Möllenbeck 63.53; Tammert 63.27; Washington 63.18; Li 62.89; Fazekas 62.79

**Non-qualifiers:** Igor Primc SLO 62.35; Leonid Cherevko BLR 61.40; Dmitriy Shevchenko RUS 60.80; Jason Tunks CAN 60.13; Andrzej Krawczyk POL 59.48; Diego Fortuna ITA 58.52; Romas Ubartas LTU 58.49; Glen Smith GBR 58.27; Libor Malina CZE 57.18; Abbas Samimi IRI 54.21; Ercüment Olgundeniz TUR 53.01; Costel Grasu ROU DNF

**Group B qualifiers:** Schult 65.65; Dubrovshchik 64.23; Bloom 64.06; Borichevskiy 63.40; Kidykas 62.83

**Non-qualifiers:** Robert Weir GBR 62.71; Andreas Seelig GER 62.57; John Godina USA 62.27; Frantz Kruger RSA 62.02; Mickaël Conjungo CAF 59.16; Timo Tompuri FIN 58.90; Ian Winchester NZL 58.74; Nick Sweeney IRL 58.62; Pieter van der Kruk NED 57.65; Mario Pestano ESP 57.30; Attila Horváth HUN 56.83; Gervais Jason CAN 54.19; Aleksandr Malashevich BLR 53.20

## Edmonton 2001

#### Final (Aug 4)

|    |                    |     |       |
|----|--------------------|-----|-------|
| 1, | Lars Riedel        | GER | 69.72 |
| 2, | Virgilijus Alekna  | LTU | 69.40 |
| 3, | Michael Möllenbeck | GER | 67.61 |
| 4, | Dmitriy Shevchenko | RUS | 67.57 |
| 5, | Adam Setliff       | USA | 66.55 |
| 6, | Vasiliy Kaptyukh   | BLR | 66.25 |
| 7, | Roland Varga       | HUN | 65.86 |
| 8, | Frantz Kruger      | RSA | 65.27 |

9, Jason Tunks CAN 63.79; 10, Timo Tompuri FIN 62.82; 11, Igor Primc SLO 62.36; 12, Einar Kristian Tveitå NOR 59.11

| Series     | 1     | 2     | 3     | 4     | 5     | 6     |
|------------|-------|-------|-------|-------|-------|-------|
| Riedel     | 65.41 | 67.10 | 66.74 | 69.50 | 69.72 | 68.36 |
| Alekna     | 67.65 | x     | 69.40 | x     | 67.28 | x     |
| Möllenbeck | 67.61 | x     | 65.76 | 66.60 | 65.30 | 64.48 |
| Shevchenko | 63.21 | x     | 66.68 | 67.16 | 67.57 | 65.95 |
| Setliff    | 66.55 | 66.49 | x     | x     | x     | x     |
| Kaptyukh   | 62.88 | 65.98 | 62.93 | 66.08 | 66.25 | 65.08 |
| Varga      | x     | 58.66 | 65.86 | 62.37 | 64.80 | x     |
| Kruger     | 63.61 | 64.89 | x     | 65.27 | 62.24 | x     |

On 2001 form, Riedel was ranked only 8th of those competing in Edmonton. The former champion had missed four week's training with a knee injury, but he worked his World Championship magic again to win a fifth gold. Only Sergey Bubka, with six pole vault golds, has a better record in a single event than Riedel's five golds and one bronze.

It was not an easy victory for the giant German. Before his fourth throw, he lay fourth with 67.10 behind Olympic Champion Alekna (69.40), Möllenbeck (67.61), and Shevchenko (67.16). Riedel overtook them all with 69.50, followed by 69.72, the furthest ever in a major championship.

"Had my leg been a little quicker during my spin I would have thrown over 70 metres," said the winner.

#### Qualifying round (65.50 or top 12 to final) (Aug 6)

**Group A qualifiers:** Kaptyukh 65.71; Kruger 64.79; Tunks 64.34; Tompuri 63.34; Möllenbeck 62.54; Tveitå 61.85

**Non-qualifiers:** Romas Ubartas LTU 61.49; Bob Weir GBR 61.05; Jo van Daele BEL 60.19; Zoltán Kővágó HUN 58.42; John Godina USA 57.19; Andy Bloom USA 56.32; Marcelo Pugliese ARG 54.06

**Group B qualifiers:** Riedel 68.26, Alekna 65.22; Shevchenko 64.55; Varga 63.52; Primc 62.60; Setliff 62.25

**Non-qualifiers:** Vladimir Dubrovshchik BLR 61.73; Aleksander Tammert EST 61.04; Ioan Oprea ROU 60.18; Michael Lischka GER 59.94; Mario Pestano ESP 56.58; Rashid Al-Dosari QAT 54.48; Róbert Fazekas HUN 53.73

## Paris 2003

#### Final (Aug 26)

|    |                    |     |       |
|----|--------------------|-----|-------|
| 1, | Virgilijus Alekna  | LTU | 69.69 |
| 2, | Róbert Fazekas     | HUN | 69.01 |
| 3, | Vasiliy Kaptyukh   | BLR | 66.51 |
| 4, | Lars Riedel        | GER | 66.28 |
| 5, | Michael Möllenbeck | GER | 66.23 |
| 6, | Frantz Kruger      | RSA | 65.26 |
| 7, | Aleksander Tammert | EST | 64.50 |
| 8, | Mario Pestano      | ESP | 64.39 |

9, Carl Brown USA 62.66; 10, Dmitriy Shevchenko RUS 62.28; 11, Jason Tunks CAN 62.21; 12, Leonid Cherevko BLR 61.90

| Series   | 1     | 2     | 3     | 4     | 5     | 6     |
|----------|-------|-------|-------|-------|-------|-------|
| Alekna   | 69.69 | x     | 66.14 | 68.75 | x     | x     |
| Fazekas  | 66.86 | 69.01 | x     | 64.94 | 65.63 | 68.78 |
| Kaptyukh | 66.51 | 66.15 | 62.79 | 63.71 | 64.72 | 62.62 |
| Riedel   | 66.28 | 63.81 | 66.28 | x     | 65.51 | 62.67 |

|            | <u>1</u> | <u>2</u> | <u>3</u> | <u>4</u> | <u>5</u> | <u>6</u> |
|------------|----------|----------|----------|----------|----------|----------|
| Möllenbeck | 62.27    | 66.11    | 65.49    | 66.23    | x        | x        |
| Kruger     | 65.26    | 61.28    | 65.16    | 60.83    | x        | x        |
| Tammert    | 61.15    | 63.02    | x        | 64.50    | 60.88    | 61.86    |
| Pestano    | 64.39    | 63.92    | 61.97    | 61.86    | 63.29    | x        |

Up to Paris, the European Champion Fazekas had the best season and was 4-0 versus Olympic Champion Alekna. When it mattered, the Lithuanian shone. In the qualifying round Alekna threw 68.29 first time. In the final his first try was 69.69, his longest in two years. The top six stayed in the same order throughout the second half of the contest, so five-time champion Riedel (36) was left without a medal. Kapyukh repeated his bronze from Gothenburg.

#### Qualifying round (64.50 or top 12 to final) (Aug 24)

**Group A qualifiers:** Kapyukh 65.76; Möllenbeck 65.19; Kruger 65.04; Fazekas 64.44; Shevchenko 63.21; Tunks 63.00; Pestano 62.63

**Non-qualifiers:** Sergiu Ursu ROU 61.98; Jo van Daele BEL 61.64; Casey Malone USA 61.50; Nick Petrucci USA 59.58; Loy Maikel Martínez CUB 57.87; Gerd Kanter EST 56.63

**Group B qualifiers:** Alekna 68.29; Riedel 64.51; Tammert 63.53; Brown 63.01; Cherevko 62.46

**Non-qualifiers:** Rutger Smith NED 61.55; Diego Fortuna ITA 61.46; Libor Malina CZE 61.35; Zoltán Kővágó HUN 61.31; Aleksandr Borichevskiy RUS 60.21; Frank Casañas CUB 59.99; Chima Ugwu NGR 58.13; Yuriy Belonog UKR & Gábor Máté HUN NM

### Helsinki 2005

#### Final (Aug 7)

|    |                    |     |       |
|----|--------------------|-----|-------|
| 1, | Virgilijus Alekna  | LTU | 70.17 |
| 2, | Gerd Kanter        | EST | 68.57 |
| 3, | Michael Möllenbeck | GER | 65.95 |
| 4, | Aleksander Tammert | EST | 64.84 |
| 5, | Ian Waltz          | USA | 64.27 |
| 6, | Frantz Kruger      | RSA | 64.23 |
| 7, | Jarred Rome        | USA | 64.22 |
| 8, | Jason Tunks        | CAN | 63.77 |

9, Lars Riedel GER 63.05; 10, Zoltán Kővágó HUN 62.94; 11, Mario Pestano ESP 62.75; 12, Andrzej Krawczyk POL 62.71

| Series     | <u>1</u> | <u>2</u> | <u>3</u> | <u>4</u> | <u>5</u> | <u>6</u> |
|------------|----------|----------|----------|----------|----------|----------|
| Alekna     | 63.93    | 67.90    | 68.10    | 66.75    | x        | 70.17    |
| Kanter     | x        | 64.69    | 65.10    | 68.57    | 65.53    | 62.64    |
| Möllenbeck | x        | 65.24    | 64.99    | 65.95    | x        | -        |
| Tammert    | 62.28    | 63.59    | 63.18    | 64.18    | 63.50    | 64.84    |
| Waltz      | 63.88    | 64.05    | x        | x        | 64.27    | 64.02    |
| Kruger     | 63.19    | 61.47    | 60.92    | 63.64    | 64.23    | x        |
| Rome       | 64.22    | 61.87    | x        | 62.64    | 63.68    | x        |
| Tunks      | 63.39    | 63.77    | x        | x        | x        | x        |

Reigning champion Alekna led the qualifiers with 68.79, ahead of five-times winner Lars Riedel, whose 66.22 was a seasonal best, and marked the eighth world discus final that the German had reached. Rome led the first round with 64.22, and then Alekna asserted himself with throws of 67.90 and 68.10. At the halfway point Möllenbeck was second with 65.24, just ahead of Kanter (65.10), with Riedel out of the reckoning in ninth. Kanter then launched a surprise with a throw of 68.57. Alekna managed 66.75 and then a foul. With the last throw of the competition Alekna hurled the 2Kg implement out to 70.17 – the first 70m throw in a global championship.

“It was do or die in the end,” said the winner. “I always try to make the winning throw with my first attempt but today it didn’t work.”

#### Qualifying round (63.50 or top 12 to final) (Aug 6)

**Group A qualifiers:** Kanter 65.76; Tunks 64.02; Möllenbeck 63.71; Kruger 63.44; Rome 62.72

**Non-qualifiers:** Carl Brown USA 61.91; Bogdan Pishchalnikov RUS 61.17; Jo van Daele BEL 61.12; Vasily Kapyukh BLR 61.04; Frank Casañas CUB 60.94; Jorge Balliengo ARG 60.40; Abbas Samimi IRI 60.25; Gábor Máté HUN 58.97; Rutger Smith NED DNS

**Group B qualifiers:** Alekna 68.79; Riedel 66.22; Pestano 65.04; Krawczyk 64.51; Kővágó 64.30; Waltz 64.30; Tammert 64.02

**Non-qualifiers:** Libor Malina CZE 62.41; Vikas Gowda IND 62.04; Roland Várga HUN 61.94; Wu Tao CHN 61.75; Gaute Myklebust NOR 60.00; Timo Tompuri FIN 59.11

### Osaka 2007

#### Final (Aug 28)

|     |                    |     |       |
|-----|--------------------|-----|-------|
| 1,  | Gerd Kanter        | EST | 68.94 |
| 2,  | Robert Harting     | GER | 66.68 |
| 3,  | Rutger Smith       | NED | 66.42 |
| 4,  | Virgilijus Alekna  | LTU | 65.24 |
| 5,  | Gábor Máté         | HUN | 64.71 |
| 6,  | Omar El-Ghazaly    | EGY | 64.58 |
| 7,  | Ehsan Hadadi       | IRI | 64.53 |
| 8,  | Aleksander Tammert | EST | 64.33 |
| 9,  | Zoltán Kővágó      | HUN | 63.04 |
| 10, | Mario Pestano      | ESP | 62.70 |
| 11, | Rashid Al-Dosari   | QAT | 62.60 |
| 12, | Piotr Małachowski  | POL | 60.77 |

| Series     | <u>1</u> | <u>2</u> | <u>3</u> | <u>4</u> | <u>5</u> | <u>6</u> |
|------------|----------|----------|----------|----------|----------|----------|
| Kanter     | 64.89    | 65.37    | 68.94    | x        | 65.22    | 68.84    |
| Harting    | 64.62    | 65.59    | 65.59    | x        | 66.68    | 62.00    |
| Smith      | 64.32    | 65.98    | 66.42    | 65.08    | x        | 65.69    |
| Alekna     | 63.68    | x        | 65.24    | 64.86    | x        | 63.75    |
| Máté       | 64.26    | 62.82    | 64.71    | 63.09    | x        | x        |
| El-Ghazaly | x        | 62.34    | 64.58    | 63.45    | 64.11    | 63.08    |
| Hadadi     | 63.29    | 64.10    | x        | 64.21    | 64.53    | x        |
| Tammert    | 62.16    | 63.91    | 63.44    | 64.29    | 62.79    | 64.33    |

In 45 meetings during their career Kanter had managed just two wins against Alekna. In 2007 the great Lithuanian thrower had a 4-0 record versus Kanter and had not lost to anyone since August 2005. Kanter led in round one of the final with 64.89 from Harting and Smith. Harting improved in round two to 65.59, with Kanter throwing 65.37 in response. The Estonian then launched the platter out to 68.94 to settle matters, and Smith, throwing next, moved into silver position with 66.42. Alekna, who was favouring a knee injury, reached 65.24 in the same round. The surprising Harting moved past Smith in the penultimate round with 66.68. Kanter in relaxed mode in the final round, having already won, had another big throw – 68.84 – to round out his first major championship win.

#### Qualifying round (64.50 or top 12 to final) (Aug 26)

**Group A qualifiers:** Kanter 67.45; Smith 66.60; Kővágó 65.71; Małachowski 63.20; Pestano 63.10; Al-Dosari 62.68

**Non-qualifiers:** Ian Waltz USA 62.67; Sultan Mubarak Al-Dawoodi KSA 61.23; Vikas Gowda IND 61.22; Bogdan Pishchalnikov RUS 61.13; Frantz Kruger FIN 60.72; Märt Israel EST 60.23; Sergiu Ursu ROU 59.22; Shigeo Hatakeyama JPN 55.71; Ercüment Olgundeniz TUR 54.89

**Group B qualifiers:** Alekna 66.54; Harting 66.26; Máté 65.13; Tammert 64.41; El-Ghazaly 63.56; Hadadi 62.75

**Non-qualifiers:** Mikko Kyyrö FIN 62.11; Jarred Rome USA 61.87; Michael Robertson USA 60.39; Hannes Kirchler ITA 60.34; Erik Cadée NED 59.98; Stanislav Nesterovskiy UKR 59.81; Niklas Arrhenius SWE 58.76; Jason Morgan JAM 55.32

### Berlin 2009

#### Final (Aug 19)

|    |                      |     |       |
|----|----------------------|-----|-------|
| 1, | Robert Harting       | GER | 69.43 |
| 2, | Piotr Małachowski    | POL | 69.15 |
| 3, | Gerd Kanter          | EST | 66.88 |
| 4, | Virgilijus Alekna    | LTU | 66.36 |
| 5, | Casey Malone         | USA | 66.06 |
| 6, | Zoltán Kővágó        | HUN | 65.17 |
| 7, | Bogdan Pishchalnikov | RUS | 65.02 |
| 8, | Gerhard Mayer        | AUT | 63.17 |

9, Omar El-Ghazaly EGY 62.83; 10, Mario Pestano ESP 62.76; 11, Jarred Rome USA 62.47; 12, Frantz Kruger FIN 59.77

| Series        | <u>1</u> | <u>2</u> | <u>3</u> | <u>4</u> | <u>5</u> | <u>6</u> |
|---------------|----------|----------|----------|----------|----------|----------|
| Harting       | 68.25    | 67.04    | 67.80    | x        | 67.80    | 69.43    |
| Małachowski   | 68.77    | 68.05    | 67.00    | x        | 69.15    | 67.33    |
| Kanter        | 65.91    | 65.65    | x        | 66.88    | 66.24    | 65.45    |
| Alekna        | 66.36    | 66.32    | 65.68    | 64.53    | 66.24    | x        |
| Malone        | 63.61    | 61.59    | 65.64    | 64.84    | 65.98    | 66.06    |
| Kővágó        | x        | 63.09    | 62.47    | x        | 65.17    | 61.69    |
| Pishchalnikov | 62.03    | 63.29    | 63.18    | 64.26    | 65.02    | x        |
| Mayer         | 62.16    | 60.49    | 63.17    | x        | 60.83    | x        |



Six of the seven available global titles between 2000 and 2008 had been won by Alekna or Kanter. With Kanter heading the 2009 world list (71.64), and Alekna ranked second with 68.94 it looked as though the title again might be decided between these two.

This view was immediately shaken when Małachowski, the Olympic silver medallist, opened with 68.77, and was followed later in the round by Harting, the Osaka runner-up, with 68.25. Alekna threw 66.36 to move into bronze medal position. This state of affairs remained until round four, when Kanter moved past Alekna with 66.88. Małachowski's response was to increase his lead with a Polish record of 69.15. Harting, urged on by the enthusiastic and knowledgeable crowd then made the greatest throw of his life to win with 69.43. "I owe the last metre of my sixth attempt to the audience," he said later.

#### Qualifying round (64.50 or top 12 to final) (Aug 18)

**Group A qualifiers:** Harting 66.81; Kanter 66.73; Malone 65.13; Pestano 65.03; Pishchalnikov 62.93; El-Ghazaly 62.84

**Non-qualifiers:** Aleksander Tammert EST 62.24; Ian Waltz USA 62.04; Benn Harradine AUS 61.74; Gaute Myklebust NOR 60.80; Bertrand Vili FRA 60.68; Jorge Balliengo ARG 59.19; Oleksiy Semenov UKR 58.78; Daniel Schärer SUI 58.50; Haidar Nasser Abdul Shaheed IRQ NM

**Group B qualifiers:** Kóvágó 65.82; Rome 65.51; Alekna 65.04; Małachowski 64.48; Mayer 62.53; Kruger 62.29

**Non-qualifiers:** Frank Casañas ESP 61.10; Erik Cadée NED 60.64; Markus Münch GER 60.55; Ivan Hryshyn UKR 59.93; Märt Israel EST 59.58; Ahmed Mohamed Dheeb QAT 59.16; Nikolay Sedyuk RUS 59.03; Germán Lauro ARG 57.88; Ercüment Olgundeniz TUR 57.52

## Daegu 2011

### Final (Aug 30)

|    |                   |     |       |
|----|-------------------|-----|-------|
| 1, | Robert Harting    | GER | 68.97 |
| 2, | Gerd Kanter       | EST | 66.95 |
| 3, | Ehsan Hadadi      | IRI | 66.08 |
| 4, | Märt Israel       | EST | 65.20 |
| 5, | Benn Harradine    | AUS | 64.77 |
| 6, | Virgilijus Alekna | LTU | 64.09 |
| 7, | Vikas Gowda       | IND | 64.05 |
| 8, | Jorge Fernández   | CUB | 63.54 |

9, Piotr Małachowski POL 63.37; 10, Jason Young USA 63.20; 11, Mario Pestano ESP 63.00; 12, Brett Morse GBR 62.69

| Series    | 1     | 2     | 3     | 4     | 5     | 6     |
|-----------|-------|-------|-------|-------|-------|-------|
| Harting   | 68.49 | x     | 68.10 | 68.97 | 66.33 | x     |
| Kanter    | 62.79 | 66.95 | 66.13 | 66.90 | x     | 65.83 |
| Hadadi    | 65.29 | 64.07 | x     | x     | 65.50 | 66.08 |
| Israel    | 61.87 | 63.60 | 64.31 | 63.73 | 65.20 | x     |
| Harradine | 64.43 | 64.02 | 62.08 | x     | 64.18 | 64.77 |
| Alekna    | 62.75 | x     | 64.09 | 62.62 | x     | 61.25 |
| Gowda     | 60.79 | 61.51 | 64.05 | 62.81 | 62.16 | 62.16 |
| Fernández | 61.05 | 63.54 | 63.10 | x     | 60.11 | 61.77 |

Harting was receiving pain-killing injections because of an injured left knee, and wanted to end the competition quickly. The third throw of the final saw him reach 68.49, well beyond the range of any other thrower on the day. Hadadi reacted well, immediately throwing 65.29, but no-one else surpassed 65m until Kanter finished off round two with 66.95. Hadadi cemented his hold on third with closing throws of 65.50 and 66.08 to hold off Harradine's 64.77. But the day was Harting's. In spite of his injury, he progressed to 68.97 in the fourth. After his last effort, the German repeated his shirt-ripping ritual from Berlin and performed his lap of honour topless.

Alekna, sixth with 64.09, equalled Riedel's discus record of eight world championship finals.

#### Qualifying round (65.50 or top 12 to final) (Aug 29)

**Group A qualifiers:** Hadadi 65.21; Harting 64.93; Alekna 64.21; Gowda 63.99; Kanter 63.50; Harradine 63.49; Young 63.14

**Non-qualifiers:** Jarred Rome USA 62.22; Wu Jian CHN 62.07; Jason Morgan JAM 61.75; Erik Cadee NED 61.62; Niklas Arrhenius SWE 60.57; Abdul Buhari GBR 60.21; Roland Varga CRO 59.09; Róbert Fazekas HUN NM

**Group B qualifiers:** Małachowski 65.48; Pestano 65.13; Fernández 64.94; Israel 64.19; Morse 62.38

**Non-qualifiers:** Jan Marcell CZE 62.29; Rutger Smith NED 62.12; Martin Wierig GER 61.68; Gerhard Mayer AUT 61.47; Leif Arrhenius SWE 61.33; Mohammad Samimi IRI 61.10; Lance Brooks USA 61.07; Ercüment Olgundeniz TUR 60.86; Markus Münch GER 60.80; Martin Marić CRO 60.61; Carl Myerscough GBR 60.29; Zoltán Kóvágó HUN DQ (r40.9) (62.16)

## Moscow 2013

### Final (Aug 13)

|    |                   |     |       |
|----|-------------------|-----|-------|
| 1, | Robert Harting    | GER | 69.11 |
| 2, | Piotr Małachowski | POL | 68.36 |
| 3, | Gerd Kanter       | EST | 65.19 |
| 4, | Martin Wierig     | GER | 65.02 |
| 5, | Victor Hogan      | RSA | 64.35 |
| 6, | Robert Urbanek    | POL | 64.32 |
| 7, | Vikas Gowda       | IND | 64.03 |
| 8, | Viktor Butenko    | RUS | 63.38 |

9, Frank Casañas ESP 62.89; 10, Jorge Fernández CUB 62.88; 11, Julian Wruck AUS 62.40; 12, Mario Pestano ESP 61.88

| Series      | 1     | 2     | 3     | 4     | 5     | 6     |
|-------------|-------|-------|-------|-------|-------|-------|
| Harting     | 62.16 | 68.13 | x     | 69.11 | -     | 69.08 |
| Małachowski | 64.49 | x     | 65.09 | 67.18 | 68.36 | 67.21 |
| Kanter      | 64.90 | 65.19 | x     | x     | x     | x     |
| Wierig      | x     | 63.72 | x     | 65.02 | x     | 63.42 |
| Hogan       | 64.35 | 62.84 | 60.98 | 61.69 | x     | 63.44 |
| Urbanek     | 63.58 | 62.20 | 64.32 | 64.01 | 62.05 | 62.70 |
| Gowda       | 63.41 | x     | 62.20 | 64.03 | 63.67 | 63.64 |
| Butenko     | x     | 63.38 | x     | x     | x     | x     |

After a desultory 62.16 in the first round of the final, defending champion Harting took the lead with a more characteristic 68.13. Behind him Kanter was heading Małachowski 65.19 to 64.49 after two rounds. The Pole moved into second place with 67.18, and the giant German promptly responded with 69.11, supporting his winning effort with 69.08 on the final throw of the competition. The medallists were exactly the same as in 2009, and in the same order. The trio had taken 10 of the available 12 medals since 2007.

Harting celebrations included his usual shirt-ripping display, but he was prevented from completing a lap of honour by a security guard. "There was no discussion," revealed the winner. "The guy was probably about 25kg more than me." Harting's younger brother Christoph missed the final by one place.

#### Qualifying round (65.00 or top 12 to final) (Aug 12)

**Group A qualifiers:** Robert Harting GER 66.62; Gerd Kanter EST 65.54; Robert Urbanek POL 64.21; Vikas Gowda IND 63.64; Mario Pestano ESP 62.80; Victor Hogan RSA 62.45

**Non-qualifiers:** Christoph Harting GER 62.28; Ercüment Olgundeniz TUR 60.81; Apostolos Parelis CYP 59.84; Benn Harradine AUS 59.68; Brett Morse GBR 59.23; Niklas Arrhenius SWE 59.13; Lance Brooks USA 59.08; Danijel Furtula MNE 58.28; Mahmoud Samimi IRI 57.77

**Group B qualifiers:** Małachowski 66.00; Fernández 64.86; Wierig 64.06; Casañas 63.17; Butenko 63.07; Wruck 62.48

**Non-qualifiers:** Erik Cadée NED 62.14; Martin Marić CRO 61.98; Virgilijus Alekna LTU 61.91; Gerhard Mayer AUT 59.85; Musaeb Al-Momani JOR 59.38; Ronald Julião BRA 59.36; Giovanni Faloci ITA 57.54; Alex Rose SAM 56.19; Sultan Mubarak Al-Dawoodi KSA 55.94

## Beijing 2015

### Final (Aug 29)

|    |                   |     |       |
|----|-------------------|-----|-------|
| 1, | Piotr Małachowski | POL | 67.40 |
| 2, | Philip Milanov    | BEL | 66.90 |
| 3, | Robert Urbanek    | POL | 65.18 |
| 4, | Gerd Kanter       | EST | 64.82 |
| 5, | Daniel Ståhl      | SWE | 64.73 |
| 6, | Apostolos Parelis | CYP | 64.55 |
| 7, | Fedrick Dacres    | JAM | 64.22 |
| 8, | Christoph Harting | GER | 63.94 |

9, Vikas Gowda IND 62.24; 10, Benn Harradine AUS 62.05; 11, Mauricio Ortega COL 62.01; 12, Julian Wruck AUS 60.01

| Series      | 1     | 2     | 3     | 4     | 5     | 6     |
|-------------|-------|-------|-------|-------|-------|-------|
| Małachowski | 65.09 | 67.40 | 62.04 | 64.40 | 64.59 | 64.84 |
| Milanov     | 60.06 | 64.38 | 66.90 | x     | 62.32 | 65.67 |
| Urbanek     | 60.47 | 61.58 | 64.14 | 64.62 | 65.18 | x     |
| Kanter      | 64.82 | 63.52 | 63.95 | 64.01 | 64.65 | x     |
| Ståhl       | 61.74 | 60.42 | 64.42 | 64.73 | x     | x     |
| Parelis     | 63.20 | 64.55 | 63.63 | 63.46 | 64.39 | 62.66 |
| Dacres      | 64.22 | 59.80 | x     | 62.74 | 61.73 | x     |
| Harting     | 63.94 | 63.55 | x     | x     | x     | x     |



The three-time champion Robert Harting missed all of 2015 with injury, so the way seemed clear for Małachowski to improve upon his collection of two silver medals. In a relatively uneventful competition, the Pole immediately went into the lead with his opening effort of 65.09, and followed it up with the winning throw of 67.40 in round two. Milanov improved his national record to 66.90 to take the silver medal. Urbanek made it two Poles on the podium with his penultimate throw of 65.18, denying Kanter his sixth consecutive world championship medal. "My technique was not that good today but I was maybe lucky and it flew far enough," said the modest winner.

#### Qualifying round (65.00 or top 12 to final) (Aug 27)

**Group A qualifiers:** Dacres 65.77; Małachowski 65.59; Parelis 64.41; Gowda 63.86; Milanov 63.85; Stáhl 62.66; Wruck 62.63

**Non-qualifiers:** Victor Hogan RSA 62.41; Andrius Gudžius LTU 62.22; Martin Kupper EST 61.59; Zoltán Kóvágó HUN 61.37; Martin Wierig GER 61.35; Lukas Weissshaidinger AUT 61.26; Ronald Julião BRA 61.02; Rodney Brown USA NM

**Group B qualifiers:** Kanter 64.78; Urbanek 64.23; Harting 64.23; Ortega 62.54; Harradine 62.48

**Non-qualifiers:** Daniel Jasinski GER 61.70; Chad Wright JAM 61.53; Jason Morgan JAM 60.85; Axel Härstedt SWE 60.52; Ehsan Hadadi IRI 60.39; Alex Rose SAM 59.07; Russ Winger USA 58.69; Essa Moh.Gharib Al-Zankawi KUW 58.68; Lois Maikel Martínez ESP 58.01; Jared Schuurmans USA 57.74; Gerhard Mayer AUT 57.73

#### DISCUS THROW

##### Multiple Medallists:

|   |                    |         |                                    |
|---|--------------------|---------|------------------------------------|
| 6 | Lars Riedel        | GER     | 91-1, 93-1, 95-1, 97-1, 99-3, 01-1 |
| 5 | Gerd Kanter        | EST     | 05-2, 07-1, 09-3, 11-2, 13-3       |
| 4 | Jürgen Schult      | GDR/GER | 87-1, 93-3, 97-3, 99-2             |
|   | Virgilijus Alekna  | LTU     | 97-2, 01-2, 03-1, 05-1             |
|   | Robert Harting     | GER     | 07-2, 09-1, 11-1, 13-1             |
| 3 | Piotr Małachowski  | POL     | 09-2, 13-2, 15-1                   |
| 2 | Luis Delis         | CUB     | 83-2, 87-3                         |
|   | Vasily Kaptyukh    | BLR     | 95-3, 03-3                         |
|   | Michael Möllenbeck | GER     | 01-3, 05-3                         |

##### Most Finals:

|   |        |  |
|---|--------|--|
| 8 | Riedel | 91-1, 93-1, 95-1, 97-1, 99-3, 01-1, 03-4, 05-9 |
|   | Alekna | 97-2, 99-4, 01-2, 03-1, 05-1, 07-4, 09-4, 11-6 |

##### Most Appearances:

|    |        |  |
|----|--------|--|
| 10 | Alekna | 95-19Q, 97-2, 99-4, 01-2, 03-1, 05-1, 07-4, 09-4, 11-6, 13-16Q |
|----|--------|--|

##### National Placings:

|               | 1         | 2         | 3         | 4         | 5         | 6         | 7         | 8         | Points     |
|---------------|-----------|-----------|-----------|-----------|-----------|-----------|-----------|-----------|------------|
| GER           | 9         | 2         | 5         | 4         | 3         | 3         | -         | 1         | 158        |
| LTU           | 2         | 2         | -         | 3         | 1         | 1         | -         | -         | 52         |
| EST           | 1         | 2         | 2         | 3         | -         | -         | 1         | 1         | 52         |
| USA           | 1         | 1         | -         | -         | 5         | -         | 2         | 2         | 41         |
| POL           | 1         | 2         | 1         | -         | -         | 1         | -         | -         | 31         |
| BLR           | -         | 1         | 2         | 1         | -         | 1         | 2         | -         | 31         |
| HUN           | -         | 1         | 1         | 1         | 1         | 1         | 1         | -         | 27         |
| CUB           | -         | 1         | 1         | -         | -         | -         | 2         | 2         | 19         |
| RUS           | -         | 1         | -         | 1         | -         | -         | 1         | 3         | 17         |
| TCH           | 1         | -         | 1         | -         | -         | -         | 1         | -         | 16         |
| NED           | -         | 1         | 1         | -         | -         | -         | -         | -         | 13         |
| URS           | -         | -         | -         | -         | 1         | 2         | 1         | 1         | 13         |
| RSA           | -         | -         | -         | -         | 1         | 2         | -         | 1         | 11         |
| IRI           | -         | -         | 1         | -         | -         | -         | 1         | -         | 8          |
| BEL           | -         | 1         | -         | -         | -         | -         | -         | -         | 7          |
| FIN           | -         | -         | -         | 1         | -         | -         | -         | -         | 5          |
| ROU           | -         | -         | -         | 1         | -         | -         | -         | -         | 5          |
| AUS           | -         | -         | -         | -         | 1         | -         | -         | -         | 4          |
| SWE           | -         | -         | -         | -         | 1         | -         | -         | -         | 4          |
| UKR           | -         | -         | -         | -         | 1         | -         | -         | -         | 4          |
| IND           | -         | -         | -         | -         | -         | -         | 2         | -         | 4          |
| CYP           | -         | -         | -         | -         | -         | 1         | -         | -         | 3          |
| EGY           | -         | -         | -         | -         | -         | 1         | -         | -         | 3          |
| IRL           | -         | -         | -         | -         | -         | 1         | -         | -         | 3          |
| NGR           | -         | -         | -         | -         | -         | 1         | -         | -         | 3          |
| JAM           | -         | -         | -         | -         | -         | -         | 1         | -         | 2          |
| AUT           | -         | -         | -         | -         | -         | -         | -         | 1         | 1          |
| CAN           | -         | -         | -         | -         | -         | -         | -         | 1         | 1          |
| ESP           | -         | -         | -         | -         | -         | -         | -         | 1         | 1          |
| GBR           | -         | -         | -         | -         | -         | -         | -         | 1         | 1          |
| <b>Totals</b> | <b>15</b> | <b>15</b> | <b>15</b> | <b>15</b> | <b>15</b> | <b>15</b> | <b>15</b> | <b>15</b> | <b>540</b> |

## Hammer Throw

## Helsinki 1983

### Final (Aug 9)

|     |                  |     |       |
|-----|------------------|-----|-------|
| 1,  | Sergey Litvinov  | URS | 82.68 |
| 2,  | Yuriy Sedykh     | URS | 80.94 |
| 3,  | Zdzisław Kwasny  | POL | 79.42 |
| 4,  | Igor Nikulin     | URS | 79.34 |
| 5,  | Günther Rodehau  | GDR | 77.08 |
| 6,  | Klaus Ploghaus   | FRG | 76.96 |
| 7,  | Karl-Hans Riehm  | FRG | 76.92 |
| 8,  | Emanuil Dylgerov | BUL | 76.64 |
| 9,  | Juha Tiainen     | FIN | 75.60 |
| 10, | Harri Huhtala    | FIN | 75.46 |
| 11, | Christoph Sahner | FRG | 72.86 |
| 12, | Roland Steuk     | GDR | 72.10 |

| Series   | 1     | 2     | 3     | 4     | 5     | 6     |
|----------|-------|-------|-------|-------|-------|-------|
| Litvinov | 82.68 | 82.04 | 73.54 | 80.90 | 80.26 | 81.84 |
| Sedykh   | 79.22 | 79.76 | 80.64 | 80.94 | 78.96 | x     |
| Kwasny   | 77.38 | 79.42 | 79.16 | 76.44 | 76.40 | x     |
| Nikulin  | 77.86 | 78.46 | x     | 78.96 | 79.34 | 77.74 |
| Rodehau  | x     | 76.04 | 74.80 | 77.08 | 75.36 | 76.12 |
| Ploghaus | 76.96 | 76.12 | 75.26 | x     | 76.76 | 76.94 |
| Riehm    | 76.92 | x     | 76.70 | 74.82 | 73.74 | x     |
| Dylgerov | 76.22 | 74.59 | 76.64 | 76.12 | x     | 75.38 |

Everyone was expecting Yuriy Sedykh to continue his winning sequence at major championships which already included two Olympic Games and two European Championships. Instead, the title went to his younger team-mate, the world record holder Sergey Litvinov.

Litvinov won the qualifying round before watching Sedykh open with 79.22. The younger Soviet responded with 82.68 four throws later. Sedykh improved on his next three throws, but could not get near this mark. Meanwhile, Litvinov – previously noted for his inconsistency – produced a marvellous series including two more 81m+ throws. Not only did the "wrong" Soviet win, but the USSR were deprived of their customary medal sweep in this event by the inspired Pole Kwasny. He went into third place after the second round with a personal best of 79.42. Then with the last throw of the contest, Kwasny unleashed 81.54 to overtake Sedykh for the silver medal. However, video footage of the throw showed that the Pole clearly had a rim foul at the front of the circle. After a Soviet protest, the throw was annulled, leaving Kwasny with the bronze. This decision was met with boos from the crowd when it was announced the following day.

### Qualifying round (73.50 or top 12 to final) (Aug 8)

**Group A qualifiers:** Kwasny 75.78; Sedykh 75.52; Tiainen 75.02; Dylgerov 74.74; Ploghaus 74.46; Nikulin 74.06; Steuk 73.68

**Non-qualifiers:** František Vrbka TCH 71.72; Bob Weir GBR 71.62; Shigenobu Murofushi JPN 71.42; Ed Burke USA 69.12; Matthew Mileham GBR 67.12; Kjell Bystedt SWE 65.86; Hakim Toumi ALG 65.54; Xie Yingqi CHN 65.54; Declan Hegarty IRL 65.46; Henryk Królak POL NM

**Group B qualifiers:** Litvinov 78.50; Rodehau 74.86; Riehm 74.56; Huhtala 74.28; Sahner 73.44

**Non-qualifiers:** Giampaolo Urlando ITA 72.06; Christopher Black GBR 71.18; Mariusz Tomaszewski POL 70.62; Dave McKenzie USA 69.94; Richard Olsen NOR 68.58; John McArdle USA 66.18; Hans Lotz AUS 66.14; Fatmir Bajraktari ALB 64.48; Jiří Chamrád TCH, Ralf Haber GDR & Johann Lindner AUT NM

## Rome 1987

### Final (Sep 1)

|    |                  |     |       |
|----|------------------|-----|-------|
| 1, | Sergey Litvinov  | URS | 83.06 |
| 2, | Jüri Tamm        | URS | 80.84 |
| 3, | Ralf Haber       | GDR | 80.76 |
| 4, | Christoph Sahner | FRG | 80.58 |
| 5, | Igor Nikulin     | URS | 80.18 |
| 6, | Heinz Weis       | FRG | 80.18 |
| 7, | Tibor Gécsek     | HUN | 77.56 |
| 8, | Plamen Minev     | BUL | 77.06 |

9, Günther Rodehau GDR 76.18; 10, Ivan Tanev BUL 76.00; 11, Walter Ciofani FRA 75.34; 12, Harri Huhtala FIN 74.98

| Series   | 1     | 2     | 3     | 4     | 5     | 6     |
|----------|-------|-------|-------|-------|-------|-------|
| Litvinov | 74.76 | 83.06 | 80.58 | 81.50 | x     | 80.64 |
| Tamm     | 78.38 | 77.94 | x     | 76.88 | 78.18 | 80.84 |
| Haber    | x     | 77.92 | 78.94 | 79.18 | 80.76 | 78.78 |
| Sahner   | 72.38 | 75.80 | 76.88 | 77.32 | 79.50 | 80.58 |

|         | 1     | 2     | 3     | 4     | 5     | 6     |
|---------|-------|-------|-------|-------|-------|-------|
| Nikulin | 76.62 | 78.74 | 79.48 | 78.18 | 80.18 | 80.00 |
| Weis    | 77.70 | 79.02 | 78.36 | 79.26 | 80.18 | 78.76 |
| Gécsek  | 76.54 | 75.80 | 77.34 | 77.56 | 74.94 | 76.94 |
| Minev   | 75.16 | 77.06 | x     | x     | x     | x     |

Sergey Litvinov's only disappointment was that his victory was slightly devalued by the absence of Yuriy Sedykh. The defending champion started the final with a moderate 74.76, but won with his next effort of 83.06.

The battle for the other medals was ferocious. At the halfway point in the competition, Nikulin's 79.48 was second with Weis's 79.02 third. The order stayed the same in the fourth round, but there were fireworks from round five. First, Sahner threw 79.50 to overtake Nikulin by the smallest possible margin. Next to throw, Nikulin responded with 80.18. Weis immediately matched that distance. Both were then overtaken by Haber, who closed the round with 80.76.

In round 6, Tamm threw 80.84 to move from sixth to second. Sahner, who had slipped from second to sixth in the space of one round, moved up again to fourth with his final throw. In all, six men bettered 80m, the most ever.

#### Qualifying round (76.50 or top 12 to final) (Aug 31)

**Group A qualifiers:** Litvinov URS 81.78; Ciofani FRA 76.12; Rodehau GDR 76.06; Minev 75.18

**Non-qualifiers:** Juha Tiainen FIN 75.10; Jud Logan USA 74.80; Kjell Bystedt SWE 74.46; Lucio Serrani ITA 74.00; Jörg Schäfer FRG 73.58; Viktor Apostolov BUL 73.46; Michael Beierl AUT 72.70; Andrés Charadia ARG 63.70; 13, Garret Halpin IRL 63.68

**Group B qualifiers:** Haber 79.46; Nikulin 78.60; Weis 77.78; Gécsek 77.52; Tamm 77.42; Sahner 77.02; Tanev 76.50; Huhtala 75.64

**Non-qualifiers:** Tore Gustafsson SWE 73.54; Ken Flax USA 73.36; Francisco Fuentes ESP 69.54; David Smith GBR 68.56; Angus Cooper NZL 63.64

## Tokyo 1991

### Final (Aug 25)

|  |     |       |
|--|-----|-------|
| 1, Yuriy Sedykh  | URS | 81.70 |
| 2, Igor Astapkovich  | URS | 80.94 |
| 3, Heinz Weis  | GER | 80.44 |
| 4, Tibor Gécsek  | HUN | 78.98 |
| 5, Andrey Abduvaliyev  | URS | 78.30 |
| 6, Walter Ciofani  | FRA | 76.48 |
| 7, Ken Flax  | USA | 75.98 |
| 8, Raphael Piolanti  | FRA | 73.64 |
| 9, Sean Carlin AUS 73.24; 10, Claus Dethloff GER 72.96; 11, Bi Zhong CHN 69.50; 12, Plamen Minev BUL 68.70 |     |       |

| Series      | 1     | 2     | 3     | 4     | 5     | 6     |
|-------------|-------|-------|-------|-------|-------|-------|
| Sedykh      | 81.38 | 81.70 | 81.06 | 80.26 | 79.28 | 79.94 |
| Astapkovich | 77.52 | 79.66 | x     | 79.70 | 80.94 | 80.90 |
| Weis        | 78.02 | 77.70 | 76.80 | 79.14 | 79.60 | 80.44 |
| Gécsek      | 77.30 | x     | 75.62 | 77.16 | 78.68 | 78.98 |
| Abduvaliyev | 77.86 | 77.04 | 78.28 | x     | 78.30 | 77.86 |
| Ciofani     | x     | 74.46 | 76.48 | 75.68 | 75.68 | x     |
| Flax        | 75.68 | 75.36 | x     | 75.98 | 75.34 | x     |
| Piolanti    | 72.78 | 72.24 | 73.64 | x     | 72.08 | 73.44 |

At 36, Sedykh won the only title to have eluded him. On this occasion the world record holder was not favourite. Igor Astapkovich was expected to add the World title to his European gold of 1990. The qualifying round was led by a third Soviet, Andrey Abduvaliyev (80.36).

In the final, Sedykh, throwing first, outclassed everyone with 81.38. He followed this with throws of 81.70, 81.06 and 80.26. No-one else got further than 80m until a determined Astapkovich managed 80.94 in the fifth. Weis, unlucky to miss a medal in 1987, confirmed his third place with 80.44 on the last throw of the contest. Abduvaliyev could not match his qualifying form, and the USSR lost its final chance for a World Championship medal sweep.

The winner said he had no plans to retire. "For the past 24 years, all my good memories are connected with this sport. As long as I have the ambition and desire, I'll keep competing for the time being. This is such enjoyment. I was expecting a medal but not that kind of medal."

### Qualifying round (75.50 or top 12 to final) (Aug 25)

**Group A qualifiers:** Abduvaliyev 80.36; Astapkovich 79.06; Gécsek 75.68; Piolanti 74.92; Carlin 74.90; Dethloff 73.54

**Non-qualifiers:** Lance Deal USA 72.90; Ivan Tanev BUL 72.52; Enrico Sgrulletti ITA 72.40; Paul Head GBR 68.52; Kjell Bystedt SWE 67.20; Guillermo Guzmán MEX 66.80; Andres Charadia ARG 66.52

**Group B qualifiers:** Sedykh 77.96; Minev 75.08; Ciofani 74.74; Weis 74.40; Flax 73.26; Bi 73.24

**Non-qualifiers:** Johann Lindner AUT 72.90; Imre Szitas HUN 71.92; Savas Saritzoglou GRE 70.60; Jud Logan USA 70.04; Angus Cooper NZL 68.48; Ajt Toska ALB 67.26; Cherif Farouk El Hennawi EGY 57.26; James Wong Tuck Yim SGP 46.04

## Stuttgart 1993

### Final (Aug 15)

|  |     |       |
|--|-----|-------|
| 1, Andrey Abduvaliyev  | TJK | 81.64 |
| 2, Igor Astapkovich  | BLR | 79.88 |
| 3, Tibor Gécsek  | HUN | 79.54 |
| 4, Sergey Alay   | BLR | 79.02 |
| 5, Vasily Sidorenko  | RUS | 78.86 |
| 6, Aleksandr Seleznyov   | RUS | 78.58 |
| 7, Sergey Litvinov   | RUS | 78.56 |
| 8, Christophe Epalle   | FRA | 76.22 |
| 9, Lance Deal USA 76.20; 10, Raphaël Piolanti FRA 75.88; 11, Vadim Kolesnik UKR 73.08; Andrey Skvaruk UKR NM |     |       |

| Series      | 1     | 2     | 3     | 4     | 5     | 6     |
|-------------|-------|-------|-------|-------|-------|-------|
| Abduvaliyev | 78.08 | x     | 78.02 | 81.64 | x     | 80.56 |
| Astapkovich | 77.54 | x     | x     | 79.88 | 79.48 | 79.16 |
| Gécsek      | 73.34 | x     | 76.80 | 79.54 | 73.84 | x     |
| Alay        | 71.42 | 76.56 | 77.12 | x     | 77.40 | 79.02 |
| Sidorenko   | x     | 76.82 | 76.62 | 77.12 | 78.86 | 77.36 |
| Seleznyov   | 76.48 | 78.58 | 76.34 | x     | x     | 75.28 |
| Litvinov    | 78.56 | x     | x     | 75.02 | 76.56 | x     |
| Epalle      | 76.22 | x     | 75.90 | x     | x     | 75.04 |

The former USSR republics accounted for eight of the 12 finalists. These included the two-time former champion Litvinov. His opening throw held up for the bronze medal at the halfway point, but he dropped to seventh thereafter. Once again, Astapkovich was the favourite. But as he had in the Olympic Games, Abduvaliyev beat him when it mattered to become the first Asian men's World Champion. His winning throw of 81.64 was also an Asian record – though not a national record, as that had been set in 1990 when Tajikistan was part of the USSR.

"My best throw was the best one from the technical point of view. My coach, Anatoliy Bondarchuk, who is now coaching in Portugal, phoned me to say 'You know what to do.'"

The winning throw came in the sixth round, and the two other medal-winning efforts came with the very next two throws from Astapkovich and Gécsek, who had earlier produced a foul in excess of 80m.

### Qualifying round (76.50 or top 12 to final) (Aug 14)

**Group A qualifiers:** Abduvaliyev 77.22; Seleznyov 77.12; Skvaruk 75.54; Piolanti 75.34; Alay 75.34; Sidorenko 74.40

**Non-qualifiers:** Pavel Sedlacek CZE 73.90; Tore Gustafsson SWE 71.88; Karsten Kobs GER 71.82; Savvas Saritzoglou GRE 71.76; Johann Lindner AUT 71.46; Jim Driscoll USA 69.40; Paul Head GBR 68.88; James Wong Tuck Yim SGP 49.14

**Group B qualifiers:** Litvinov 77.96; Gécsek 77.82; Deal 77.14; Astapkovich 76.82; Epalle 74.74; Kolesnik 74.36

**Non-qualifiers:** Walter Ciofani FRA 73.36; Alberto Sanchez CUB 71.00; Marko Wahlman FIN 69.62; Andres Charadia ARG 68.48; Iosif Shaverdashvili GEO 68.26; Guillermo Guzman MEX 67.30; Hakim Toumi ALG 66.16; Enrico Sgrulletti ITA 63.58

## Gothenburg 1995

### Final (Aug 6)

|                       |     |       |
|-----------------------|-----|-------|
| 1, Andrey Abduvaliyev | TJK | 81.56 |
| 2, Igor Astapkovich   | BLR | 81.10 |
| 3, Tibor Gécsek       | HUN | 80.98 |
| 4, Balázs Kiss        | HUN | 79.02 |
| 5, Lance Deal         | USA | 78.66 |
| 6, Sergey Alay        | BLR | 76.66 |

|                        |     |       |
|------------------------|-----|-------|
| 7, Ilya Kononov        | RUS | 76.50 |
| 8, Aleksandr Seleznyov | RUS | 76.18 |

9, Raphaël Piolanti FRA 75.98; 10, Aleksey Krykun UKR 75.52; 11, Vadim Kolesnik UKR 75.18; 12, Marko Wahlman FIN 73.02

| Series      | 1     | 2     | 3     | 4     | 5     | 6     |
|-------------|-------|-------|-------|-------|-------|-------|
| Abduvaliyev | 77.68 | 79.10 | 78.22 | 80.12 | 79.00 | 81.56 |
| Astapkovich | x     | 79.02 | 79.98 | 81.10 | 80.58 | 80.26 |
| Gécsek      | 79.20 | 80.40 | 77.94 | 80.98 | x     | x     |
| Kiss        | 79.02 | 77.84 | 78.70 | 78.18 | 77.46 | x     |
| Deal        | x     | 73.12 | 76.24 | 77.86 | 78.12 | 78.66 |
| Alay        | 74.26 | 75.68 | 76.66 | 71.84 | 75.38 | 75.74 |
| Kononov     | 75.84 | 75.52 | 76.50 | x     | 72.46 | 76.46 |
| Seleznyov   | 76.18 | x     | x     | x     | x     | 72.02 |

Uniquely, the medal distribution was the same as it had been at the previous World Championships. And for the third successive global championship, Abduvaliyev upset the form books by beating Astapkovich. He did it in the final round, before which he was only third. "I had only four meetings before Gothenburg," said Abduvaliyev, "so I wasn't sure of my form."

Astapkovich, three times world and once Olympic silver medallist said: "I must be the record holder for second places in big championships."

#### Qualifying round (76.50 or top 12 to final) (Aug 5)

**Group A qualifiers:** Astapkovich 79.12; Deal 76.70; Gécsek 76.64; Seleznyov 76.16; Kononov 75.58; Krykun 74.48

**Non-qualifiers:** Enrico Sgrulletti ITA 72.60; Plamen Minev BUL 72.60; Per Karlsson SWE 72.48; Mika Laaksonen FIN 72.20; Szymon Ziolkowski POL 71.84; Zoltán Fabian HUN 71.06; Gilles Dupray FRA 70.46; Claus Dethloff GER 69.64; José Manuel Pérez ESP 68.42; Pavel Sedláček CZE 67.94; Peter Vivian GBR 67.28; Vitaliy Khozhatyov UZB 66.46; Waleed Al-Bekheet KUW 61.50; Agustin Jarina PHI 49.98; Christos Polychroniou GRE NM; Heinz Weis GER DNS

**Group B qualifiers:** Abduvaliyev 79.18; Kiss 78.04; Piolanti 76.26; Alay 75.36; Kolesnik 74.86; Wahlman 74.60

**Non-qualifiers:** Tore Gustafsson SWE 74.44; Sean Carlin AUS 73.86; Christophe Epalle FRA 73.62; Karsten Kobs GER 72.96; Jüri Tamm EST 72.66; Vasily Sidorenko RUS 71.78; Lasse Akselin FIN 70.82; Kevin McMahon USA 69.14; Jan Bielecki DEN 68.80; Hakim Toumi ALG 68.36; Roman Linscheid IRL 68.34; Koji Murofushi JPN 67.06; Andrés Charadia ARG 66.34; Cherif El Hennawi EGY 65.66; Brentt Jones NFI 50.52; Alberto Sánchez CUB NM

### Athens 1997

#### Final (Aug 3)

|                      |     |       |
|----------------------|-----|-------|
| 1, Heinz Weis        | GER | 81.78 |
| 2, Andrey Skvaruk    | UKR | 81.46 |
| 3, Vasily Sidorenko  | RUS | 80.76 |
| 4, Balázs Kiss       | HUN | 79.96 |
| 5, Igor Astapkovich  | BLR | 79.70 |
| 6, Ilya Kononov      | RUS | 78.68 |
| 7, Vadim Khersontsev | RUS | 77.42 |
| 8, Aleksey Krykun    | UKR | 77.14 |

9, Karsten Kobs GER 76.12; 10, Koji Murofushi JPN 74.82; 11, Raphaël Piolanti FRA 74.08; Ivan Tikhon BLR NM

| Series      | 1     | 2     | 3     | 4     | 5     | 6     |
|-------------|-------|-------|-------|-------|-------|-------|
| Weis        | x     | 77.54 | 80.24 | 80.52 | 81.14 | 81.78 |
| Skvaruk     | 76.88 | 76.94 | x     | 78.04 | x     | 81.46 |
| Sidorenko   | 78.26 | 79.10 | 79.80 | 80.38 | 80.76 | 78.32 |
| Kiss        | 77.86 | 78.32 | x     | 79.32 | 79.96 | 79.28 |
| Astapkovich | x     | x     | 78.12 | 79.70 | 77.94 | 78.72 |
| Kononov     | 75.18 | 76.60 | 76.46 | 77.36 | 78.12 | 78.68 |
| Khersontsev | 76.24 | 77.42 | 77.00 | x     | x     | x     |
| Krykun      | 75.02 | 76.44 | 75.26 | 76.62 | 77.14 | 76.76 |

For the first time the title went to an athlete who did not represent the Soviet Union or one of its former constituent republics. Abduvaliyev, who placed fifth in 1991 for the USSR and was champion in 1993 and 1995 in the colours of Tajikistan, was making his international début for Uzbekistan but he met with disaster in the qualifying round and failed to reach the final. The qualification was led by Olympic Champion Kiss but he was unable to duplicate that 80m+ form in the final, which developed into a fascinating three-way battle.

Weis, the 1991 bronze medallist, was the first to throw over 80m (80.24 in round 3) but in the next round European champion Sidorenko threw 80.38 – only for Weis to respond immediately with 80.52.

Sidorenko regained the lead in round 5 with 80.76 but again was trumped by Weis's 81.14. This exhilarating contest was not yet over, for with his final throw Skvaruk – previously languishing in sixth place with 78.04 – shot into the lead with 81.46. Sidorenko fell short but Weis was not to be denied: roaring the implement on, it landed at 81.78 and Germany had won its first global hammer title since the 1936 Olympics.

#### Qualifying Round (76.50 or top 12 to final) (Aug 2)

**Group A qualifiers:** Sidorenko 77.94; Skvaruk 77.94; Weis 77.12; Piolanti 76.12; Krykun 75.32; Murofushi 75.28

**Non-qualifiers:** Holger Klose GER 75.16; Andrey Abduvaliyev UZB 74.96; Stuart Rendell AUS 74.28; Pavel Sedláček CZE 73.94; Alexandros Papadimitriou GRE 73.92; Marko Wahlman FIN 73.60; Nicola Vizzoni ITA 73.42; Kevin McMahon USA 72.42; Jud Logan USA 71.92; Zsolt Németh HUN 71.80; Maciej Palyszko POL 71.54; David Chaussinand FRA 71.20; Aleksandr Krasko BLR 70.84; Nikos Yentekos GRE 67.36; Brentt Jones NFI 53.04; Enrique Reina HON 47.92

**Group B qualifiers:** Kiss 80.46; Astapkovich 77.96; Khersontsev 76.44; Kononov 76.36; Kobs 76.20; Tikhon 75.74

**Non-qualifiers:** Vadim Kolesnik UKR 75.16; Enrico Sgrulletti ITA 74.70; Jan Bielecki DEN 73.82; Zoltán Fábrián HUN 72.12; Hristos Polyhroniou GRE 71.56; David Popejoy USA 71.52; Loris Paoluzzi ITA 71.50; David Smith GBR 70.94; Vladimir Maška CZE 70.50; Vitor Costa POR 70.04; Hakim Toumi ALG 68.32; Roman Linscheid IRL 67.96; Eduardo Acuña PER 60.14; Naser Al-Husaini KUW & Christoph Épalle FRA NM

### Seville 1999

#### Final (Aug 22)

|                        |     |       |
|------------------------|-----|-------|
| 1, Karsten Kobs        | GER | 80.24 |
| 2, Zsolt Németh        | HUN | 79.05 |
| 3, Vladislav Piskunov  | UKR | 79.03 |
| 4, Tibor Gécsek        | HUN | 78.95 |
| 5, Andrey Skvaruk      | UKR | 78.80 |
| 6, Hristos Polyhroniou | GRE | 78.31 |
| 7, Nicola Vizzoni      | ITA | 78.31 |
| 8, Vadim Khersontsev   | RUS | 76.96 |

9, Igor Astapkovich BLR 76.02; 10, Ilya Kononov RUS 75.63; 11, Olli-Pekka Karjalainen FIN 75.59; 12, Vladimír Maška CZE 75.26

| Series      | 1     | 2     | 3     | 4     | 5     | 6     |
|-------------|-------|-------|-------|-------|-------|-------|
| Kobs        | 80.24 | 78.87 | 79.90 | x     | 79.12 | 78.00 |
| Németh      | 74.52 | 76.15 | x     | x     | 77.72 | 79.05 |
| Piskunov    | 77.38 | 77.94 | 77.92 | 77.25 | 79.03 | 76.39 |
| Gécsek      | x     | x     | 78.16 | x     | 78.95 | 74.77 |
| Skvaruk     | 78.80 | 77.35 | 77.14 | 77.87 | x     | x     |
| Polyhroniou | 76.43 | 78.31 | x     | 77.01 | 77.15 | 76.84 |
| Vizzoni     | 76.54 | 77.07 | 74.89 | 74.76 | 78.31 | x     |
| Khersontsev | 76.17 | 76.73 | x     | 76.96 | 76.30 | 74.05 |

There was carnage in the qualifying round, the victims including title holder Weis, Olympic gold and silver medallists Kiss and Deal, and former world and Olympic Champion Abduvaliyev. Even without Kiss, Hungary must have felt confident of securing two medals but had to settle for one as Gécsek, with seven contests over 80m that season, fell short when it counted most. The very first throw, 80.24 by 1999 world leader Kobs, was never bettered.

At the midway point Skvaruk was second but he was overtaken first by Piskunov, using five turns, and then by Gécsek in round 5. Németh had barely qualified for the top eight throwers, but advanced to sixth in the fifth round and then snatched the silver in the last round, as he knocked his compatriot Gécsek out of the medals. Kobs achieved the three best throws in the final and celebrated with a spectacular dive into the steeplechase water jump.

#### Qualifying round (78.50 or top 12 to final) (Aug 21)

**Group A qualifiers:** Kobs 78.91; Németh 77.56; Piskunov 76.99; Karjalainen 75.89; Vizzoni 75.81; Khersontsev 75.42

**Non-qualifiers:** Lance Deal USA 75.29; Andrey Abduvaliyev UZB 75.12; Vasily Sidorenko RUS 74.85; Balázs Kiss HUN 74.61; Raphaël Piolanti FRA 74.23; Szymon Ziolkowski POL 74.12; Andrés Haklits CRO 73.28; Alexandros Papadimitriou GRE 72.97; Pavel Sedláček CZE 72.63; Chris Harmse RSA 71.57; Libor Charfreitag SVK 70.20; Stuart Rendell AUS 67.55; Holger Klose GER NM

**Group B qualifiers:** Astapkovich 77.75; Skvaruk 77.42; Gécsek 77.27; Polyhroniou 76.82; Maška 75.78; Kononov 75.72

**Non-qualifiers:** Koji Murofushi JPN 75.18; Marko Wahlman FIN 75.04; Heinz Weis GER 74.71; Kevin McMahon USA 74.62; Loris Paoluzzi ITA 74.26; David Chaussinand FRA 74.02; Gilles Dupray FRA 73.32; Maciej Palyszko POL 72.05; Juan Cerra ARG 71.24; Vitor Costa POR 69.28; Paddy McGrath IRL 68.96; Vadim Kolesnik UKR 68.14; Nikolay Davydov KGZ 66.87



## Edmonton 2001

## Final (Aug 4)

|     |                        |     |        |
|-----|------------------------|-----|--------|
| 1,  | Szymon Ziółkowski      | POL | 83.38  |
| 2,  | Koji Murofushi         | JPN | 82.92  |
| 3,  | Ilya Kononov           | RUS | 80.27  |
| 4,  | Nicola Vizzoni         | ITA | 80.13  |
| 5,  | Andrey Skvaruk         | UKR | 79.93  |
| 6,  | Balázs Kiss            | HUN | 79.75  |
| 7,  | Igor Astapkovich       | BLR | 79.72  |
| 8,  | Tibor Gécsek           | HUN | 79.34  |
| 9,  | Adrián Annus           | HUN | 78.10; |
| 10, | Olli-Pekka Karjalainen | FIN | 76.76; |
| 11, | Maciej Palyszko        | POL | 75.94; |
| 12, | Nicolas Figère         | FRA | 75.36  |

| Series      | 1     | 2     | 3     | 4     | 5     | 6     |
|-------------|-------|-------|-------|-------|-------|-------|
| Ziółkowski  | 81.88 | 79.69 | x     | 80.32 | 83.38 | 80.39 |
| Murofushi   | 79.91 | 82.46 | 81.95 | 81.43 | 82.92 | 82.61 |
| Kononov     | 80.27 | 79.42 | 79.09 | 78.94 | 76.26 | x     |
| Vizzoni     | 79.12 | 72.42 | 78.46 | x     | 80.13 | x     |
| Skvaruk     | 77.95 | x     | 79.93 | x     | x     | x     |
| Kiss        | 79.22 | 78.44 | x     | 79.75 | 79.54 | x     |
| Astapkovich | x     | 78.35 | 79.20 | 79.72 | 78.57 | x     |
| Gécsek      | 78.15 | x     | x     | 78.24 | 76.86 | 79.34 |

Olympic Champion Ziółkowski and world leader Murofushi staged an exciting battle. First the Polish team captain led with 81.88, then his Japanese rival went ahead in round 2 with 82.46. That remained the longest effort until the end of round 5, when Ziółkowski managed 83.38, a personal best and championship record. Murofushi – whose father Shigenobu was 10th in the 1972 Olympics – was next to throw and got near with 82.92. Neither man improved in the final round.

## Qualifying round (79.50 or top 12 (q) to final) (Aug 4)

**Group A qualifiers:** Ziółkowski 81.85; Kiss 79.60; Figère 79.09; Annus 78.57  
**Non-qualifiers:** Vladislav Piskunov UKR 76.34; Sergey Kirmasov RUS 75.79; Aléxandros Papadimitriou GRE 75.63; Kevin McMahon USA 75.62; Stuart Rendell AUS 75.00; Loris Paoluzzi ITA 74.75; Aleksey Krykun UKR 74.43; Ivan Tikhon BLR 74.43; Mick Jones GBR 73.31; Miloslav Konopka SVK 72.14; Juan Cerra ARG 70.70; Karsten Kobs GER DNS  
**Group B qualifiers:** Gécsek 79.29; Karjalainen 78.82; Skvaruk 78.80; Kononov 78.67; Vizzoni 78.66; Murofushi 78.06; Astapkovich 76.99; Palyszko 76.72  
**Non-qualifiers:** David Chaussinand FRA 76.66; Libor Charfreitag SVK 75.29; Vasiliy Sidorenko RUS 74.56; Vladimír Maška CZE 74.20; Holger Klose GER 74.02; Hristos Polyhroniou GRE 73.79; Bengt Johansson SWE 70.16; Dylan Armstrong CAN 63.89

## Paris 2003

## Final (Aug 25)

|     |                          |     |        |
|-----|--------------------------|-----|--------|
| 1,  | Ivan Tikhon              | BLR | 83.05  |
| 2,  | Adrián Annus             | HUN | 80.36  |
| 3,  | Koji Murofushi           | JPN | 80.12  |
| 4,  | Andrey Skvaruk           | UKR | 79.68  |
| 5,  | Primoz Kozmus            | SLO | 79.68  |
| 6,  | Ilya Kononov             | RUS | 78.55  |
| 7,  | Vadim Devyatovski        | BLR | 78.13  |
| 8,  | Aléxandros Papadimitriou | GRE | 77.79  |
| 9,  | Miloslav Konopka         | SVK | 75.86; |
| 10, | Stuart Rendell           | AUS | 75.72; |
| 11, | Nicolas Figère           | FRA | 74.06; |
| 12, | Igor Astapkovich         | BLR | NM     |

| Series        | 1     | 2     | 3     | 4     | 5     | 6     |
|---------------|-------|-------|-------|-------|-------|-------|
| Tikhon        | x     | 80.69 | 81.77 | x     | x     | 83.05 |
| Annus         | 77.26 | 78.48 | 79.22 | 79.01 | 78.49 | 80.36 |
| Murofushi     | 79.87 | 78.64 | 79.99 | 79.91 | 80.12 | 79.07 |
| Skvaruk       | 78.80 | 79.68 | 77.70 | x     | x     | x     |
| Kozmus        | 78.16 | x     | 78.00 | 74.76 | 78.72 | 79.68 |
| Kononov       | 76.49 | x     | 76.06 | 76.81 | 76.10 | 78.55 |
| Devyatovski   | 78.13 | 76.81 | 77.63 | x     | 73.99 | x     |
| Papadimitriou | 75.62 | 77.79 | 77.05 | 7.70  | x     | 75.62 |

The three-time silver medallist Astapkovich won the qualifying round at 79.66. In the final he had three no-throws, but Belarus still provided the champion in Tikhon, whose greatest previous honour had been a close fourth place at the Sydney Olympics.

Tikhon's entry form for Paris revealed that he had thrown a personal best of 84.34 in Minsk on August 8. Murofushi had an even better seasonal best (84.86), but was hampered with an elbow injury. It was the Japanese who led after round one with 79.97 though Tikhon had a foul throw which landed further than that. In the second round the

Belarusian – coached by former champion Sergey Litvinov – clicked with 80.69. That would have been enough for victory, yet the 27 year old progressed to 81.77 in the third and 83.05 in the sixth. "I dedicate this victory to my son," said the winner.

## Qualifying round (78.00 or top 12 to final) (Aug 23)

**Group A qualifiers:** Astapkovich 79.66; Murofushi 79.45; Kononov 78.45; Kozmus 78.10; Papadimitriou 77.53; Figère 76.79  
**Non-qualifiers:** Libor Charfreitag SVK 76.52; Olli-Pekka Karjalainen FIN 76.20; Nicola Vizzoni ITA 75.76; Maciej Palyszko POL 75.42; Péter Botfa HUN 74.75; Sergey Kirmasov RUS 74.17; Aleksandr Krykun UKR 73.58  
**Group B qualifiers:** Tikhon 79.64; Skvaruk 78.50; Annus 78.20; Devyatovski 78.12; Konopka 76.58; Rendell 76.56  
**Non-qualifiers:** Vladislav Piskunov UKR 75.65; Karsten Kobs GER 75.55; Aleksey Zagorniy RUS 73.30; Christophe Épalle FRA 72.82; Juan Ignacio Cerra ARG 72.70; Wojciech Kondratowicz POL 70.79

## X Helsinki 2005

## Final (Aug 8)

|     |                        |     |                     |
|-----|------------------------|-----|---------------------|
| 1,  | Vadim Devyatovski      | BLR | 82.60               |
| 2,  | Szymon Ziółkowski      | POL | 79.35               |
| 3,  | Markus Esser           | GER | 79.16               |
| 4,  | Olli-Pekka Karjalainen | FIN | 78.77               |
| 5,  | Ilya Kononov           | RUS | 78.59               |
| 6,  | Krisztian Pars         | HUN | 78.03               |
| 7,  | Vadim Khersontsev      | RUS | 77.59               |
| 8,  | Libor Charfreitag      | SVK | 76.05               |
| 9,  | Andrey Skvaruk         | UKR | 76.01;              |
| 10, | Holger Klose           | GER | 74.80;              |
| 11, | Ivan Tikhon            | BLR | DQ (r40.9) (83.89); |
| 12, | Vladislav Piskunov     | UKR | DQ (r40.1) (74.78)  |

**Rightful finalists:** Lukás Melich CZE & Aléxandros Papadimitriou GRE

| Series      | 1     | 2     | 3     | 4     | 5     | 6      |
|-------------|-------|-------|-------|-------|-------|--------|
| Devyatovski | 78.11 | 80.45 | 82.60 | x     | 80.47 | 82.19  |
| Ziółkowski  | 78.27 | 76.44 | 79.35 | 77.35 | 78.39 | x      |
| Esser       | 78.57 | 79.11 | 76.88 | 79.16 | 77.11 | x      |
| Karjalainen | 77.05 | x     | 78.55 | 77.20 | x     | 78.77  |
| Kononov     | 78.59 | 76.21 | 76.60 | 78.08 | 78.44 | 75.36  |
| Pars        | 76.21 | x     | 77.26 | 78.03 | 76.85 | x      |
| Khersontsev | 76.16 | 77.59 | 73.63 | 76.81 | x     | 72.24  |
| Charfreitag | 76.05 | 75.02 | x     |       |       |        |
| [Tikhon     | x     | x     | 80.97 | 83.89 | x     | 81.52] |

Olympic Champion Murofushi was injured, but would have had his hands full with Tikhon and Devyatovski, who with 86.73 and 84.90 headed the list of entrants. The Belarusians led the qualifiers with 79.26 and 81.20 respectively, though Tikhon only progressed with his third and final effort. In the final Esser was the early leader with 78.57 and 79.11, and Devyatovski had the first 80m throw (80.45) in round two, with Tikhon answering in the next round with 80.97 – after opening with two fouls. The tall (194/120Kg) Devyatovski responded with 82.60, which led the more compact (186/110Kg) Tikhon to produce a throw of 83.89, a championship record, and beaten in a global championship only by his coach Sergey Litvinov (84.80 at the 1988 Olympics). Tikhon followed Litvinov and Andrey Abduvaliyev as the only men to retain a hammer throw world title.

On March 8, 2013 the IAAF announced that re-testing of doping samples taken in Helsinki had revealed adverse findings for Tikhon and Devyatovski. The former had already failed a re-test from the 2004 Olympic Games, resulting the 2012 stripping of the silver medal he won on that occasion. "This re-testing is just the latest example of the IAAF's firm resolve to expose cheating in our sport," remarked the IAAF President Lamine Diack.

The IAAF confirmed the annulment of Tikhon's Helsinki gold in February 2014. His offences in 2004 & 2005 were regarded as one transgression, because he could not have been informed of the 2004 infraction before he committed another in 2005. The IAAF Doping Review Board confirmed a two-year period of annulled results for the Belarusian (August 22, 2004 to August 21, 2006) and an additional two-year suspension (August 4, 2012 to August 3, 2014).

The 2005 world title passed to Devyatovski, who was ultimately exonerated of all charges in 2016 when the Court of Arbitration for Sport judged that it has not been definitively established that the Belarusian had committed any anti-doping rule violation.

Belarus's third hammer thrower Vorontsov originally placed 27th, but he too was found guilty of a doping offence following the re-analysis of his Helsinki sample.



**Qualifying round (77.50 or top 12 to final) (Aug 6)**

**Group A qualifiers:** Devyatovski 81.20; Karjalainen 77.30; Klose 76.47; Khersontsev 75.92; Piskunov DQ (r40.1) (76.04)

**Non-qualifiers:** Chris Harmse RSA 74.37; AG Kruger USA 73.63; Dilshod Nazarov TJK 73.38; Andras Haklits CRO 73.26; Eşref Apak TUR 73.04; Miloslav Konopka SVK 72.91; Igor Tugay UKR 70.85; Juan Ignacio Cerra ARG 68.44; Dorian Collaku ALB 58.83; Sergey Kirmasov RUS NM

**Group B qualifiers:** Tikhon 79.26; Ziółkowski 78.34; Skvaruk 77.21; Pars 76.86; Esser 76.45; Konovalov 76.42; Charfreitag 76.30

**Non-qualifiers:** Aléxandros Papadimitriou GRE 74.99; Lukás Melich CZE 74.53; Ali Mohamed Al-Zinkawi KUW 72.28; James Parker USA 71.95; Mohsen Anani EGY 71.78; Roman Rozna MDA 71.52; Nicola Vizzoni ITA 70.77; Patric Suter SUI 68.54; Andrei Vorontsov BLR DQ (r40.1) (69.71)

**Osaka 2007****Final (Aug 27)**

|     |                        |     |        |
|-----|------------------------|-----|--------|
| 1,  | Ivan Tikhon            | BLR | 83.63  |
| 2,  | Primoz Kozmus          | SLO | 82.29  |
| 3,  | Libor Charfreitag      | SVK | 81.60  |
| 4,  | Vadim Devyatovski      | BLR | 81.57  |
| 5,  | Krisztián Pars         | HUN | 80.93  |
| 6,  | Koji Murofushi         | JPN | 80.46  |
| 7,  | Szymon Ziółkowski      | POL | 80.09  |
| 8,  | Markus Esser           | GER | 79.66  |
| 9,  | Olli-Pekka Karjalainen | FIN | 78.35; |
| 10, | Miloslav Konopka       | SVK | 78.09; |
| 11, | Eşref Apak             | TUR | 76.59; |
| 12, | Ali Mohamed Al-Zinkawi | KUW | 76.04  |

| Series      | 1     | 2     | 3     | 4     | 5     | 6     |
|-------------|-------|-------|-------|-------|-------|-------|
| Tikhon      | x     | x     | 79.35 | x     | 80.77 | 83.63 |
| Kozmus      | 80.68 | 79.62 | 82.12 | x     | x     | 82.29 |
| Charfreitag | x     | 80.93 | 79.10 | 76.88 | 81.60 | 80.48 |
| Devyatovski | 76.28 | 80.95 | x     | 81.22 | 81.57 | 81.20 |
| Pars        | 78.29 | 79.49 | 79.55 | 79.63 | 77.29 | 80.93 |
| Murofushi   | 76.94 | 79.46 | 80.38 | 79.56 | 80.13 | 80.46 |
| Ziółkowski  | 79.81 | 80.09 | 78.58 | 79.87 | x     | 77.53 |
| Esser       | 78.67 | 79.66 | 78.37 | x     | 79.19 | 79.66 |

In 2005 Tikhon had opened the final with two fouls, and in 2007 he did exactly the same. On this occasion he then threw 79.35 to move a metre ahead of Karjalainen for the all-important eighth place. Immediately before Tikhon, Kozmus had thrown 82.12 to overtake Devyatovski and Charfreitag. The latter two improved in the next two rounds, the Belarusian with 81.22 and 81.57, and Charfreitag with 81.60. Meanwhile, Tikhon had managed his first 80m throw of the day in round five, with 80.77. The final round saw four of the top eight improve, Pars leading off with 80.93, followed by Murofushi's 80.46. Then came Tikhon. A fast balanced series of turns saw the twice crowned champion hurling the hammer out to 83.63, with television catching Tikhon's exhortations as the implement flew. The throw was the longest of 2007. Kozmus responded magnificently, missing his national record by one centimetre with 82.29.

As detailed in the report for Helsinki 2005, Tikhon has been retroactively disqualified for doping for two years up to August 21, 2006. He kept his title from Osaka.

**Qualifying round (77.00 or top 12 to final) (Aug 25)**

**Group A qualifiers:** Charfreitag 80.61; Devyatovski 79.30; Pars 79.11; Murofushi 77.25; Apak 75.27

**Non-qualifiers:** Jim Steacy CAN 74.11; Yevgeniy Vinogradov UKR 73.87; Nicola Vizzoni ITA 73.64; Andras Haklits CRO 73.04; Mohsen Anani EGY 72.93; David Söderberg FIN 72.45; Dilshod Nazarov TJK 71.70; Dorian Collaku ALB 68.30; Kibwe Johnson USA NM

**Group B qualifiers:** Konopka 79.83; Ziółkowski 78.90; Kozmus 77.93; Tikhon 77.75; Al-Zinkawi 76.49; Esser 76.36; Karjalainen 76.12

**Non-qualifiers:** Igors Sokolovs LAT 73.92; AG Kruger USA 73.19; Aléxandros Papadimitriou GRE 71.58; Cosmin Sorescu ROU 71.49; Chris Harmse RSA 71.07; Aleksey Zagorniy RUS 70.94; Hiroaki Doi JPN 69.89; Fatih Eryildirim TUR 67.87

**Berlin 2009****Final (Aug 17)**

|    |                   |     |       |
|----|-------------------|-----|-------|
| 1, | Primoz Kozmus     | SLO | 80.84 |
| 2, | Szymon Ziółkowski | POL | 79.30 |
| 3, | Aleksey Zagorniy  | RUS | 78.09 |
| 4, | Krisztián Pars    | HUN | 77.45 |
| 5, | Sergei Litvinov   | GER | 76.58 |

|    |                 |     |       |
|----|-----------------|-----|-------|
| 6, | Markus Esser    | GER | 76.27 |
| 7, | András Haklits  | CRO | 76.26 |
| 8, | Pavel Kryvitski | BLR | 76.00 |

9, Nicola Vizzoni ITA 73.70; 10, Libor Charfreitag SVK 72.63; 11, Dilshod Nazarov TJK 71.69; Igor Vinichenko RUS NM

| Series     | 1     | 2     | 3     | 4     | 5     | 6     |
|------------|-------|-------|-------|-------|-------|-------|
| Kozmus     | 75.14 | 79.74 | 77.21 | 79.28 | 80.15 | 80.84 |
| Ziółkowski | 77.44 | 79.30 | 77.85 | 77.66 | 78.09 | 76.89 |
| Zagorniy   | 76.11 | x     | 77.42 | x     | 75.11 | 78.09 |
| Pars       | 75.51 | x     | x     | 77.45 | x     | x     |
| Litvinov   | 74.50 | 74.49 | 75.88 | 76.58 | 76.00 | 74.45 |
| Esser      | 68.07 | 76.27 | 74.07 | x     | x     | x     |
| Haklits    | 72.60 | 75.12 | 75.09 | x     | 74.82 | 76.26 |
| Kryvitski  | 73.72 | x     | 72.73 | x     | x     | 76.00 |

Pars led the qualifying round with 78.68, but the tension of the final kept the first-round lead – by Ziółkowski – down to 77.44. Kozmus went ahead in the next round with 79.74, to which Ziółkowski immediately countered with his seasonal best of 79.30. Zagorniy was third at this point with 76.11; he progressed to 77.42 in round three, was overtaken by Pars (77.45) and came back with 78.09 in the final round. Kozmus, meanwhile, was exerting his authority, improving to 80.15 in the fifth before launching the winning throw of 80.84. Behind Pars in fifth was Sergei Litvinov, son of the first World Champion and competing for Germany, the birth country of his mother.

**Qualifying round (77.50 or top 12 to final) (Aug 15)**

**Group A qualifiers:** Ziółkowski 77.89; Litvinov 77.68; Kozmus 77.55; Vinichenko 77.54; Vizzoni 76.95; Haklits 76.39; Nazarov 75.83

**Non-qualifiers:** Ali Mohamed Al-Zinkawi KUW 75.10; Olli-Pekka Karjalainen FIN 74.09; Mohsen Anani EGY 72.68; Mike Mai USA 72.58; Yuriy Shayunov BLR 71.37; AG Kruger USA 70.19; Artem Rubanko UKR 69.81; Ainārs Vaičūlēns LAT 66.89; Amanmurad Homnadov TKM 57.39; Chris Harmse RSA NM

**Group B qualifiers:** Pars 78.68; Kryvitski 77.85; Esser 76.81; Charfreitag 76.29; Zagorniy 75.38

**Non-qualifiers:** Lukás Melich CZE 74.47; Jake Freeman USA 74.19; Igors Sokolovs LAT 73.97; David Söderberg FIN 73.69; Jérôme Bortoluzzi FRA 73.09; Aleksey Sokirskiy UKR 72.56; Aléxandros Papadimitriou GRE 72.02; Javier Cienfuegos ESP 72.01; Dmitriy Shako BLR 71.80; Eşref Apak TUR 70.70; Juan Ignacio Cerra ARG 69.37; Bergur Ingi Pétursson ISL 68.62

**Daegu 2011****Final (Aug 29)**

|    |                   |     |       |
|----|-------------------|-----|-------|
| 1, | Koji Murofushi    | JPN | 81.24 |
| 2, | Krisztián Pars    | HUN | 81.18 |
| 3, | Primož Kozmus     | SLO | 79.39 |
| 4, | Markus Esser      | GER | 79.12 |
| 5, | Pavel Kryvitski   | BLR | 78.53 |
| 6, | Kirill Ikonnikov  | RUS | 78.37 |
| 7, | Szymon Ziółkowski | POL | 77.64 |
| 8, | Nicola Vizzoni    | ITA | 77.04 |

9, Olli-Pekka Karjalainen FIN 76.60; 10, Dilshod Nazarov TJK 76.58; 11, Paweł Fajdek POL 75.20; Yuriy Shayunov BLR NM

| Series     | 1     | 2     | 3     | 4     | 5     | 6     |
|------------|-------|-------|-------|-------|-------|-------|
| Murofushi  | 79.72 | 81.03 | 81.24 | 79.42 | 81.24 | 80.83 |
| Pars       | 77.26 | 78.84 | 79.14 | 79.97 | 60.34 | 81.18 |
| Kozmus     | 77.50 | 79.39 | 78.93 | x     | 76.01 | 78.19 |
| Esser      | x     | 78.56 | 76.71 | 75.01 | 79.12 | 77.88 |
| Kryvitski  | 73.98 | 78.24 | 78.53 | x     | 77.35 | x     |
| Ikonnikov  | x     | x     | 77.22 | x     | 78.37 | 78.12 |
| Ziółkowski | 75.04 | 77.64 | 76.75 | x     | 74.99 | 75.10 |
| Vizzoni    | 77.04 | 76.31 | 76.94 | 76.01 | 75.82 | x     |

In only his third meeting of year, Murofushi dominated the final from the start, reeling off consecutive seasonal bests with 79.72, 81.03 and 81.24. Behind him Kozmus, returning from retirement, and Pars led the opposition with 79.39 and 79.14 after the first three rounds. Pars moved into second in the fourth round with 79.97, and was tantalizingly close to the lead with his final throw of 81.18. Nevertheless it was Murofushi's day. A decade after winning the silver, the popular Japanese threw 81.24 again the 80.83 to confirm his gold, while Pars continued his relentless rise in the championships since 2005 – seventh, fifth, fourth and now silver. Among the non-qualifiers was Sergej (formerly Sergei) Litvinov, son and namesake of the champion from 1983 & 1987. Now he was representing Russia, having placed fifth for German in Berlin.



## Javelin Throw

## Helsinki 1983

## Final (Aug 12)

|     |                  |        |                            |
|-----|------------------|--------|----------------------------|
| 1,  | Detlef Michel    | GDR    | 89.48                      |
| 2,  | Tom Petranoff    | USA    | 85.60                      |
| 3,  | Dainis Kūla      | URS    | 85.58                      |
| 4,  | Heino Puuste     | URS    | 84.56                      |
| 5,  | Per Erling Olsen | NOR    | 83.54                      |
| 6,  | Kenth Eldebrink  | SWE    | 83.28                      |
| 7,  | Zdeněk Adamec    | TCH    | 81.30                      |
| 8,  | Klaus Tafelmeier | FRG    | 80.42                      |
| 9,  | Bob Roggy USA    | 79.84; | 10, Aimo Aho FIN 79.34;    |
| 11, | Rod Ewaliko USA  | 77.74; | 12, Esa Utrainen FIN 76.66 |

| Series     | 1     | 2     | 3     | 4     | 5     | 6     |
|------------|-------|-------|-------|-------|-------|-------|
| Michel     | 88.96 | 89.48 | 88.74 | x     | x     | 86.70 |
| Petranoff  | 80.38 | 85.60 | 85.30 | x     | x     | x     |
| Kūla       | 85.58 | 80.70 | 82.78 | 82.42 | 83.08 | x     |
| Puuste     | 77.84 | 78.86 | 84.56 | 79.00 | 70.16 | 81.66 |
| Olsen      | x     | 81.72 | 83.54 | 77.60 | 74.92 | x     |
| Eldebrink  | 83.28 | 78.84 | x     | 78.94 | x     | 77.26 |
| Adamec     | 81.30 | x     | x     | x     | 75.62 | x     |
| Tafelmeier | 75.06 | 80.42 | x     | x     | x     | x     |

After beautiful warm weather for the first half of the championships, the conditions were cold and wet for Finland's favourite event. The biggest victim of the conditions was American Petranoff, who had recently improved the world record to 99.48. His best throw in the final was 85.60, but that was good enough for a silver medal, narrowly ahead of Olympic Champion Kūla.

The gold went to GDR thrower Michel, who had lost to Petranoff in the USA-GDR match earlier in the summer. He opened with throws of 88.96, 89.48 and 88.74. No-one else could better any of these three marks, especially since the rain became torrential in the second half of the contest. Michel himself did finish in style, with 86.70.

## Qualifying round (84.00 or top 12 to final) (Aug 10)

**Group A qualifiers:** Tafelmeier 88.86; Petranoff 85.68; Utrainen 84.22; Kūla 83.16; Ewaliko 82.68; Aho 81.92

**Non-qualifiers:** Einar Vilhjálmsson ISL 81.72; Zakayo Malekwa TAN 72.92; Trevor Modeste GRN 51.84

**Group B qualifiers:** Michel 90.40; Roggy 86.16; Puuste 85.86; Eldebrink 85.64; Adamec 84.54; Olsen 83.10

**Non-qualifiers:** Arto Härkönen FIN 81.42; Michael O'Rourke NZL 75.32; Laslo Babits CAN 74.16

## Rome 1987

## Final (Aug 30)

|     |                    |        |                               |
|-----|--------------------|--------|-------------------------------|
| 1,  | Seppo Rätty        | FIN    | 83.54                         |
| 2,  | Viktor Yevsyukov   | URS    | 82.52                         |
| 3,  | Jan Železný        | TCH    | 82.20                         |
| 4,  | Tom Petranoff      | USA    | 81.28                         |
| 5,  | Lev Shatilo        | URS    | 81.02                         |
| 6,  | Kazuhiro Mizoguchi | JPN    | 80.24                         |
| 7,  | Mick Hill          | GBR    | 79.66                         |
| 8,  | Dag Wennlund       | SWE    | 78.40                         |
| 9,  | David Ottley GBR   | 77.64; | 10, Pascal Lefèvre FRA 77.14; |
| 11, | Peter Borglund SWE | 75.46; | 12, Duncan Atwood USA 72.54   |

| Series    | 1     | 2     | 3     | 4     | 5     | 6     |
|-----------|-------|-------|-------|-------|-------|-------|
| Rätty     | 79.86 | 78.08 | 82.32 | 76.52 | 79.44 | 83.54 |
| Yevsyukov | 82.10 | 80.36 | x     | x     | 82.52 | 80.34 |
| Železný   | 80.56 | 82.20 | 79.50 | x     | 79.38 | x     |
| Petranoff | 75.48 | 80.46 | 81.28 | x     | 80.76 | x     |
| Shatilo   | 69.84 | 81.02 | 76.84 | 71.42 | x     | x     |
| Mizoguchi | 80.24 | x     | 77.98 | 77.26 | 77.28 | 77.72 |
| Hill      | 78.14 | 79.66 | 74.72 | x     | 74.64 | 75.52 |
| Wennlund  | 72.52 | 75.68 | 78.40 | 76.76 | x     | 77.48 |

Seppo Rätty showed why a Finn should never be underestimated in this event. Only the 10th best qualifier, he had an embarrassing start when he stumbled and dug his javelin in on the runway just before his first throw. After two rounds, Rätty lay in seventh place. The lead at this point was held by world record holder Železný at 82.20. The Finn took the lead with a magnificent national record of 82.32 in the third. That

held up until round five, when Yevsyukov threw 30cm further. Rätty had dipped to 76.52 and 79.44 but returned to the lead with 83.54 in the final round. He was arguably the most surprising winner of the championships.

## Qualifying round (79.00 or top 12 to final) (Aug 29)

**Group A qualifiers:** Yevsyukov 81.36; Lefèvre 80.60; Železný 79.20; Atwood 78.92; Hill 78.88; Borglund 78.30; Rätty 78.22

**Non-qualifiers:** Antonios Papadimitriou GRE 76.48; Sejad Krdžalić YUG 75.94; Roald Bradstock GBR 75.86; Emil Tsvetanov BUL 75.48; Masami Yoshida JPN 74.90; Juan de la Garza MEX 73.36; Andreas Linden FRG 72.22; Kim Jae-Sang KOR 71.88; Zakayo Malekwa TAN 71.74; Tarak Chaabani TUN 64.66; Bassam Alshater SYR 61.64; Romeo Montanes PHI 58.38

**Group B qualifiers:** Petranoff 81.26; Mizoguchi 80.58; Ottley 78.64; Shatilo 78.20; Wennlund 77.78

**Non-qualifiers:** Einar Vilhjálmsson ISL 77.46; Klaus Tafelmeier FRG 76.46; Marek Kaleta URS 76.10; Jyrki Blom FIN 75.74; Sigurdur Einarsson ISL 75.52; Gavin Lovegrove NZL 74.16; Mirosław Witek POL 73.62; Ivan Mustapić YUG 73.34; Justin Arop UGA 71.76; Mark Babich USA 70.76; Fabio de Gaspari ITA 70.76; Zdeněk Adamec TCH 70.72; Mike Mahovich CAN 67.64

## Tokyo 1991

## Final (Aug 26)

|     |                        |        |                              |
|-----|------------------------|--------|------------------------------|
| 1,  | Kimmo Kinnunen         | FIN    | 90.82                        |
| 2,  | Seppo Rätty            | FIN    | 88.12                        |
| 3,  | Vladimir Sasimovich    | URS    | 87.08                        |
| 4,  | Gavin Lovegrove        | NZL    | 84.24                        |
| 5,  | Mick Hill              | GBR    | 84.12                        |
| 6,  | Sigurdur Einarsson     | ISL    | 83.46                        |
| 7,  | Dag Wennlund           | SWE    | 81.14                        |
| 8,  | Patrik Bodén           | SWE    | 78.58                        |
| 9,  | Einar Vilhjálmsson ISL | 77.28; | 10, Vadim Bavikin ISR 77.18; |
| 11, | Peter Blank GER        | 72.62; | 12, Raymond Hecht GER 70.58  |

| Series     | 1     | 2     | 3     | 4     | 5     | 6     |
|------------|-------|-------|-------|-------|-------|-------|
| Kinnunen   | 90.82 | -     | x     | 82.12 | 82.74 | x     |
| Rätty      | 81.04 | 81.22 | 84.14 | x     | x     | 88.12 |
| Sasimovich | x     | 87.08 | x     | x     | x     | x     |
| Lovegrove  | 76.16 | 75.54 | 82.30 | 82.02 | x     | 84.24 |
| Hill       | 84.12 | x     | x     | x     | 76.44 | 79.94 |
| Einarsson  | 75.76 | 82.00 | 83.46 | x     | 81.54 | 82.60 |
| Wennlund   | x     | 74.26 | 81.14 | 75.56 | 78.02 | x     |
| Bodén      | 74.16 | x     | 78.12 | x     | 73.62 | 78.58 |

For the second successive World Championships, Finland provided an unexpected winner. Kinnunen showed he would be a force in the final by smashing his personal best with an 88.48 qualifying throw. Meanwhile, two of the pre-championship favourites – Backley and Železný – were eliminated.

It did not take long for the 23-year old Finn to make an impression in the final. In the first round, he became only the third man to exceed 90m with the new specification javelin. Kinnunen sprinted round the track in celebration and passed in round two. Sasimovich, with his only valid throw of the final, set a national record of 87.08 in the second round. In the third, defending champion Rätty improved to third place at 84.14, but was pushed out of the medals in the sixth by Lovegrove's 84.24. Kinnunen had returned to back up his monster throw with 82.12 and 82.74. With the last throw in the final, Rätty, the world record holder, produced 88.12 to claim the silver.

The winner is the son of 1968 Olympic silver medallist Jorma Kinnunen and the older brother of 1989 European Junior silver medallist Jarkko Kinnunen.

## Qualifying round (82.00 or top 12 to final) (Aug 25)

**Group A qualifiers:** Kinnunen 88.48; Lovegrove 82.08; Vilhjálmsson 80.10

**Non-qualifiers:** Dmitriy Polyunin URS 78.50; Steve Backley GBR 78.24; Ramón González CUB 77.72; Pascal Lefèvre FRA 77.26; Jan Železný TCH 76.26; Ari Pakarinen FIN 76.14; Masami Yoshida JPN 75.96; Dave Stephens USA 75.10; Peter Borglund SWE 74.40; Sejad Krdžalić YUG 73.84; Juan de la Garza MEX 72.84; Viktor Zaytsev URS 72.48; Klaus Tafelmeier GER 72.42; Rodrigo Zelaya CHI 70.70; Angel Mandzhukov BUL 69.78; Julián Sotelo ESP 65.74; Trevor Modeste GRN 62.68

**Group B qualifiers:** Rätty 87.34; Blank 82.56; Wennlund 82.46; Sasimovich 82.38; Hecht 81.92; Bavikin 81.56; Einarsson 80.60; Bodén 79.64; Hill 79.54

**Non-qualifiers:** Zhang Lianbiao CHN 78.94; Radoman Šćekić YUG 76.10; Sigurdur Matthiasson ISL 76.02; Colin Mackenzie GBR 75.12; Mike Barnett USA 75.02; Tom Pukstys USA 74.72; Kazuhiro Mizoguchi JPN 73.78; Kim Ki-Hun KOR 73.62; Luis Lucumi COL 70.48; Frederick Morgan ASA 66.98; Frans Mahuse INA 66.20; Benjamin Cawicaan PHI 61.38



X

## Stuttgart 1993

## Final (Aug 16)

|    |  |     |       |
|----|--|-----|-------|
| 1, | Jan Železný  | TCH | 85.98 |
| 2, | Kimmo Kinnunen   | FIN | 84.78 |
| 3, | Mick Hill  | GBR | 82.96 |
| 4, | Steve Backley  | GBR | 81.80 |
| 5, | Ari Pakarinen  | FIN | 81.08 |
| 6, | Dag Wennlund   | SWE | 80.52 |
| 7, | Vladimir Sasimovich  | BLR | 78.70 |
| 8, | Patrik Bodén   | SWE | 78.00 |
| 9, | Tom Pukstys USA 77.92; 10, Terry McHugh IRL 76.22; 11, Miloš Steigauf TCH 70.78; Dmitriy Polyunin UZB DQ (r40.1) (83.38) |     |       |

**Rightful finalist:** Vladimir Ovchinnikov RUS

| Series     | 1     | 2     | 3     | 4     | 5     | 6      |
|------------|-------|-------|-------|-------|-------|--------|
| Železný    | 81.86 | x     | x     | 83.82 | 85.98 | 84.62  |
| Kinnunen   | 77.46 | 7.68  | 84.78 | x     | 81.72 | 82.46  |
| Hill       | 82.80 | 80.18 | 80.08 | x     | 81.48 | 82.96  |
| Backley    | 79.78 | 81.66 | 79.00 | 81.16 | 80.18 | 81.80  |
| Pakarinen  | 81.08 | 76.52 | x     | x     | x     | 80.44  |
| Wennlund   | 80.52 | 75.10 | 76.54 | x     | x     | x      |
| Sasimovich | 75.88 | 78.70 | x     | 77.34 | 75.90 | 75.82  |
| Bodén      | 75.18 | 78.00 | 76.84 |       |       |        |
| [Polyunin  | 75.50 | 80.54 | 83.38 | x     | x     | 81.72] |

Železný – third in 1987 and a non-qualifier in 1991 – finally won a world title despite being well below his best. After opening with 81.86 in the final, the Czech thrower had two bad fouls and was only fourth at halfway. Defending champion Kinnunen was in front followed by Polyunin and Hill. Nobody else could improve in the next two rounds except Železný, with throws of 83.82 then 85.98 to take the lead.

Hill, competing in his third world final, improved to 82.96 with his final throw but was now one place outside the medals. Hill's team-mate Backley also improved to consolidate his fifth place. A doping test failure by Polyunin promoted the two Britons to third and fourth places.

## Qualifying round (81.00 or top 12 to final) (Aug 15)

**Group A qualifiers:** Železný 83.22; Pakarinen 83.06; Hill 80.78; Kinnunen 78.86; Bodén 78.34; Polyunin DQ (81.04)

**Non-qualifiers:** Kostas Gatsioudis GRE 76.70; Yuriy Rybin RUS 76.58; Edward Kaminski USA 75.70; Ivan Mustapić CRO 75.64; Colin Mackenzie GBR 75.34; Tom Petranoff RSA 75.26; Marek Kaleta EST 74.80; Sigurdur Einarsson ISL 74.40; Fabio De Gaspari ITA 74.34; Peter Blank GER 74.10; Rodrigo Zelaya CHI 73.26; Dainis Kūla LAT 73.18; Lee Wook-Jong KOR 72.04; Radoman Ščekić IWP 71.50; Art Skipper USA 68.72; Andrew Currey AUS 66.72; Edgar Baumann PAR 59.82

**Group B qualifiers:** Pukstys 79.84; Backley 79.64; Wennlund 78.48; McHugh 78.28; Sasimovich 78.24; Steigauf 78.10

**Non-qualifiers:** Vladimir Ovchinnikov RUS 77.98; Boris Henry GER 77.42; Gavin Lovegrove NZL 77.08; Vadim Bavikin ISR 76.98; Raymond Hecht GER 75.00; Peter Borglund SWE 74.58; Seppo Rätty FIN 74.30; Pascal Lefèvre FRA 73.34; Viktor Zaytsev UZB 73.22; Kenneth Petersen DEN 72.00; Viktor Yevsyukov KAZ 71.12; Vladimir Parfyonov UZB 70.88; Juan de la Garza MEX 70.86; Ambrosi Matiasvili GEO 69.54; Steve Feraday CAN 68.40; Marcis Strobinders LAT 68.38; Ryan Haylock CAY 56.76; Phillip Spies RSA NM

## Gothenburg 1995

## Final (Aug 13)

|    |  |     |       |
|----|--|-----|-------|
| 1, | Jan Železný  | CZE | 89.58 |
| 2, | Steve Backley  | GBR | 86.30 |
| 3, | Boris Henry  | GER | 86.08 |
| 4, | Raymond Hecht  | GER | 83.30 |
| 5, | Dag Wennlund   | SWE | 82.04 |
| 6, | Mick Hill  | GBR | 81.06 |
| 7, | Yuriy Rybin  | RUS | 81.00 |
| 8, | Andreas Linden   | GER | 80.76 |
| 9, | Aki Parviainen FIN 79.58; 10, Andrey Moruyev RUS 79.14; 11, Seppo Rätty FIN 78.76; 12, Harri Hakkarainen FIN 78.16 |     |       |

| Series   | 1     | 2     | 3     | 4     | 5     | 6     |
|----------|-------|-------|-------|-------|-------|-------|
| Železný  | 80.52 | 83.02 | 82.92 | 88.92 | 89.06 | 89.58 |
| Backley  | 81.10 | x     | 78.30 | x     | 84.92 | 86.30 |
| Henry    | 83.10 | 85.16 | 84.30 | 80.36 | 84.06 | 86.08 |
| Hecht    | 83.30 | x     | 82.80 | 83.02 | 81.48 | 81.74 |
| Wennlund | x     | 78.68 | 82.04 | -     | -     | -     |
| Hill     | 79.06 | 79.88 | 81.06 | x     | 79.06 | x     |
| Rybin    | x     | 75.76 | 81.00 | x     | 79.54 | x     |
| Linden   | x     | 80.76 | x     | 79.72 | -     | 78.16 |

When Železný failed to qualify for the Tokyo final, it was felt that the Czech soldier was a poor competitor in big meetings. Golds at the Barcelona Olympics and in Stuttgart changed that perspective, and another gold in Gothenburg solidified Železný's position as one of the all-time greats. The 21 year-old German, Henry, set a short-lived championship record of 87.60 in the qualifying round. Železný improved this to 90.12 in the same group.

It was another German, Hecht, who led after the first round in the final with 83.30. Henry went ahead with 85.16 in round 2. At halfway, Železný was only third (83.02), but he took control at the end of the fourth round with 88.92. No-one could top that apart from Železný himself in the final round. In the meantime, Backley improved to third in the fifth round then silver with his own last throw.

"The big one in round 4 brought relief and then I was sure I was the winner," said Železný. It was a miserable final for the Finns: none of their three finalists qualified for three further throws.

## Qualifying round (82.00 or top 12 to final) (Aug 11)

**Group A qualifiers:** Hill 83.54; Linden 80.16; Hecht 79.82; Hakkarainen 79.66  
**Non-qualifiers:** Vladimir Sasimovich BLR 78.94; Vladimir Ovchinnikov RUS 78.28; Patrik Bodén SWE 77.62; Andrew Currey AUS 76.84; Tom Pukstys USA 76.12; Gavin Lovegrove NZL 74.98; Kenneth Petersen DEN 74.22; Phillip Spies RSA 74.06; Ivan Mustapić CRO 73.12; Edgar Baumann PAR 72.90; Viktor Zaytsev UZB 71.08; Aleksandr Fingert ISR 70.94; Kazuhiro Mizoguchi JPN 68.66; Fredy Mahuse INA 68.18; Fernando Palomo ESA 62.90

**Group B qualifiers:** Železný 90.12; Henry 87.60; Moruyev 85.60; Backley 83.20; Rätty 82.42; Rybin 82.14; Parviainen 80.98; Wennlund 79.00

**Non-qualifiers:** Emeterio González CUB 76.54; Gregor Höglger AUT 76.40; Terry McHugh IRL 74.58; Sigurdur Einarsson ISL 74.10; Vladimir Parfyonov UZB 73.64; Fikret Ozsoy TUR 73.50; Ed Kaminski USA 71.92; Kim Ki-Hoon KOR 70.20; Juan de la Garza MEX 70.20; Donald Sild EST NM

## Athens 1997

## Final (Aug 5)

|    |   |     |       |
|----|---|-----|-------|
| 1, | Marius Corbett  | RSA | 88.40 |
| 2, | Steve Backley   | GBR | 86.80 |
| 3, | Kostas Gatsioudis   | GRE | 86.64 |
| 4, | Mick Hill   | GBR | 86.54 |
| 5, | Sergey Makarov  | RUS | 86.32 |
| 6, | Boris Henry   | GER | 84.54 |
| 7, | Emeterio González   | CUB | 83.56 |
| 8, | Aki Parviainen  | FIN | 82.80 |
| 9, | Jan Železný CZE 82.04; 10, Gregor Höglger AUT 81.56; 11, Andrey Moruyev RUS 81.38; 12, Patrik Bodén SWE 80.66 |     |       |

| Series     | 1     | 2     | 3     | 4     | 5     | 6     |
|------------|-------|-------|-------|-------|-------|-------|
| Corbett    | 76.58 | 88.40 | 87.40 | 83.84 | 84.54 | 82.42 |
| Backley    | 82.94 | 84.74 | x     | x     | 83.20 | 86.80 |
| Gatsioudis | 81.70 | 86.64 | 83.98 | x     | x     | -     |
| Hill       | 84.48 | 86.54 | x     | 83.64 | x     | 83.04 |
| Makarov    | 84.56 | 86.32 | 84.70 | 81.94 | 83.16 | 84.48 |
| Henry      | 84.54 | 78.50 | 82.90 | 82.48 | 83.46 | 84.42 |
| González   | 82.08 | 82.22 | 83.56 | 79.20 | x     | 79.72 |
| Parviainen | 75.18 | 82.80 | x     | x     | x     | x     |

From the start this was a competition of surprises. Supposed medal contenders like Hecht, Pukstys, Rätty and Lovegrove were casualties in the qualifying round and the final saw a rare fall from grace by two-time champion Železný, who finished ninth. The thunderbolt was delivered in the second round when the previously unconsidered Corbett, who had ranked only equal 19th among the 40 entrants with a best of 83.90, astonished himself along with everyone else with an African record throw of 88.40, and proved that was no fluke with an effort just one metre less in the next round. That second round also yielded throws of 86.64 by Gatsioudis and 86.54 (his best for four years) by Hill, which held second and third places until – on his final attempt – a surprisingly subdued Backley moved from fifth into the silver medal position with a throw of 86.80, thereby depriving his close friend Hill of the bronze. The bemused winner, the 1994 world junior champion, remarked: "I thought I might find a big throw in the final, but maybe fourth or fifth. I never thought of gold."

## Qualifying Round (83.00 or top 12 to final) (Aug 3)

**Group A qualifiers:** Henry 83.42; Gatsioudis 83.32; Hill 82.24; Höglger 81.54; González 80.88; Corbett 80.72; Makarov 80.62



**Non-qualifiers:** Raymond Hecht GER 79.38; Tom Pukstys USA 78.64; Sami Saksio FIN 76.20; Pål Arne Fagernes NOR 75.66; Ēriks Rags LAT 75.06; Roald Bradstock USA 74.92; Nick Nieland GBR 74.52; Firas Al-Mohammed SYR 74.04; Edgar Baumann PAR 72.96; Alex Fingert ISR 69.74; Robert Tersek SLO 69.08; Vladimir Parfyonov UZB 62.48; Posianus Gnemen INA 57.12

**Group B qualifiers:** Železný 83.66; Backley 81.40; Bodén 80.88; Parviainen 80.76; Moruyev 80.30

**Non-qualifiers:** Terry McHugh IRL 77.90; Vladimir Sasimovich BLR 77.38; Seppo Rätty FIN 77.24; Andreas Linden GER 75.90; Gavin Lovegrove NZL 75.62; Rajmund Kolko POL 74.98; Dimitris Polymerou GRE 74.94; Sergey Voynov UZB 74.32; Juan de la Garza MEX 71.98; Chu Ki-Young KOR 70.84; Bouna Diop SEN 69.66; Pius Bazighe NGR 69.64; Ed Kaminski USA 69.42; Adrian Hatcher AUS 69.18; Roberto Calderao NCA 67.92

## Seville 1999

### Final (Aug 29)

|     |                   |     |       |
|-----|-------------------|-----|-------|
| 1,  | Aki Parviainen    | FIN | 89.52 |
| 2,  | Kostas Gatsioudis | GRE | 89.18 |
| 3,  | Jan Železný       | CZE | 87.67 |
| 4,  | Pål Arne Fagernes | NOR | 86.24 |
| 5,  | Raymond Hecht     | GER | 85.92 |
| 6,  | Boris Henry       | GER | 85.43 |
| 7,  | Emeterio González | CUB | 84.32 |
| 8,  | Steve Backley     | GBR | 83.84 |
| 9,  | Sergey Makarov    | RUS | 83.20 |
| 10, | Ēriks Rags        | LAT | 81.64 |
| 11, | Harri Haatainen   | FIN | 80.92 |
| 12, | Matti Närhi       | FIN | 79.47 |

| Series     | 1     | 2     | 3     | 4     | 5     | 6     |
|------------|-------|-------|-------|-------|-------|-------|
| Parviainen | 81.63 | 86.08 | 83.78 | 85.00 | 89.52 | -     |
| Gatsioudis | 89.18 | 83.35 | 81.72 | 81.68 | x     | 87.16 |
| Železný    | 83.60 | 87.67 | x     | x     | x     | -     |
| Fagernes   | 82.99 | 86.24 | 78.98 | 81.74 | x     | x     |
| Hecht      | 85.92 | 85.24 | x     | 79.23 | 79.01 | 81.38 |
| Henry      | 83.28 | 83.38 | 83.67 | 82.98 | 85.43 | x     |
| González   | 76.41 | 83.00 | 84.32 | 78.38 | 81.97 | 78.55 |
| Backley    | 83.84 | 82.60 | 81.20 | x     | x     | x     |

A long opening throw can often destroy the opposition and when the favourite, Gatsioudis, began with 89.18 it looked as though Greece could celebrate a men's as well as women's javelin champion. Far behind, Parviainen moved into second at the start of round 2, to be quickly replaced by Fagernes with a Norwegian record of 86.24, but later in the round Železný continued a brilliant comeback by overtaking everyone but Gatsioudis with 87.67. That's how it remained until, in the fifth round, Parviainen came up with a throw which thrust him into the heavily populated ranks of Finnish javelin greats. Second to Železný on the all-time list, with 93.09 in 1999, but lacking any medals since winning the 1992 world junior title, he hurled the spear 89.52 to become the eleventh Finn to capture a world or Olympic javelin crown!

In eighth place Backley, hampered by a knee injury, ended a five-year sequence of winning a medal in every major championship, while defending champion Corbett failed to reach the final.

### Qualifying round (83.50 or top 12 to final) (Aug 27)

**Group A qualifiers:** Železný 84.31; Hecht 83.41; Parviainen 82.84; Haatainen 81.83; Backley 81.68; Rags 81.61

**Non-qualifiers:** Vladimir Sasimovich BLR 80.18; Dariusz Trafas POL 78.43; Sergey Voynov UZB 77.35; Terry McHugh IRL 77.23; Andrew Currey AUS 76.34; Marius Corbett RSA 76.34; Patrik Bodén SWE 75.66; Ali Al-Jadani KSA 72.19; Tom Pukstys USA DNS

**Group B qualifiers:** Gatsioudis 87.97; Närhi 85.05; Henry 83.35; González 82.86; Makarov 82.25; Fagernes 81.74

**Non-qualifiers:** Peter Blank GER 80.89; Mick Hill GBR 80.75; Arunas Jurksas LTU 79.56; Li Rongxiang CHN 79.24; Gregor Höglger AUT 75.94; Johan Kloeck BEL 74.87; Yu Nam-Sung KOR 72.87; Nick Nieland GBR 72.12; Nery Kennedy PAR 71.74

## Edmonton 2001

### Final (Aug 12)

|    |                   |     |       |
|----|-------------------|-----|-------|
| 1, | Jan Železný       | CZE | 92.80 |
| 2, | Aki Parviainen    | FIN | 91.31 |
| 3, | Kostas Gatsioudis | GRE | 89.95 |
| 4, | Breaux Greer      | USA | 87.00 |
| 5, | Raymond Hecht     | GER | 86.46 |

|    |                |     |       |
|----|----------------|-----|-------|
| 6, | Boris Henry    | GER | 85.52 |
| 7, | Sergey Makarov | RUS | 83.64 |
| 8, | Ēriks Rags     | LAT | 82.82 |

9, Li Rongxiang CHN 81.80; 10, Aleksandr Ivanov RUS 80.56; 11, Voldemārs Lūsis LAT 79.70; 12, Mick Hill GBR 77.81

| Series     | 1     | 2     | 3     | 4     | 5     | 6     |
|------------|-------|-------|-------|-------|-------|-------|
| Železný    | 81.76 | 92.80 | 89.45 | x     | 87.28 | x     |
| Parviainen | 91.31 | x     | x     | x     | x     | x     |
| Gatsioudis | x     | 88.39 | 87.54 | 89.95 | x     | x     |
| Greer      | 87.00 | 85.61 | x     | x     | x     | x     |
| Hecht      | 80.61 | 80.24 | 86.46 | x     | 81.59 | x     |
| Henry      | 80.70 | 85.52 | 84.52 | x     | 85.51 | 85.33 |
| Makarov    | 83.64 | 78.59 | x     | x     | -     | -     |
| Rags       | 77.83 | 79.56 | 82.82 | x     | 79.56 | x     |

This was the last of the four men's throws in Edmonton, and the third in which the championship record was beaten. In fact it fell three times. In the qualifying round, 35 year-old Jan Železný reached 90.76 to confirm he was ready to regain his title at his seventh championships. One who did not qualify was two-time silver medallist Steve Backley, though his compatriot Mick Hill, another veteran from Rome 1987, reached his sixth final, while defending champion Parviainen scraped through in 11th place.

Surprisingly, Železný's new meeting record did not survive the first round of the final, because Parviainen opened with 91.31. In any other javelin competition, this would have been a winner but in round 2 Železný's spear went out to 92.80. Gatsioudis won his third successive world medal, a bronze.

### Qualifying round (84.00 or top 12 to final) (Aug 10)

**Group A qualifiers:** Gatsioudis 87.81; Hecht 84.90; Rags 84.13; Ivanov 83.18; Li 81.78

**Non-qualifiers:** Steve Backley GBR 81.50; Harri Haatainen FIN 81.43; Dariusz Trafas POL 81.38; Peter Blank GER 80.96; Emeterio González CUB 79.71; Tom Pukstys USA 78.10; Vadim Bavikin ISR 77.91; Sergey Voynov UZB 76.77; Matti Närhi FIN NM

**Group B qualifiers:** Železný 90.76; Henry 86.53; Hill 84.88; Greer 83.60; Makarov 82.92; Lūsis 81.85; Parviainen 81.82

**Non-qualifiers:** Scott Russell CAN 81.66; Juha Laukkanen FIN 78.28; Nick Nieland GBR 78.02; Terry McHugh IRL 75.49; Marc van Mensel BEL 71.89; Andreas Thorkildsen NOR 68.41

## Paris 2003

### Final (Aug 31)

|    |                   |     |       |
|----|-------------------|-----|-------|
| 1, | Sergey Makarov    | RUS | 85.44 |
| 2, | Andrus Värnik     | EST | 85.17 |
| 3, | Boris Henry       | GER | 84.74 |
| 4, | Jan Železný       | CZE | 84.09 |
| 5, | Aki Parviainen    | FIN | 83.05 |
| 6, | Christian Nicolay | GER | 81.77 |
| 7, | Miroslav Guzdek   | CZE | 81.40 |
| 8, | Peter Blank       | GER | 80.34 |

9, Steve Backley GBR 80.13; 10, Li Rongxiang CHN 78.24; 11, Andreas Thorkildsen NOR 77.75; 12, Aleksandr Ivanov RUS 77.32

| Series     | 1     | 2     | 3     | 4     | 5     | 6     |
|------------|-------|-------|-------|-------|-------|-------|
| Makarov    | 85.44 | x     | x     | 82.72 | 82.11 | 85.31 |
| Värnik     | 85.17 | x     | x     | 81.98 | x     | 80.51 |
| Henry      | 84.74 | 82.41 | 83.32 | x     | 82.14 | 83.44 |
| Železný    | 82.98 | x     | 84.09 | x     | x     | 81.24 |
| Parviainen | 83.05 | 76.63 | 79.90 | 75.79 | x     | 77.78 |
| Nicolay    | 80.85 | 81.77 | x     | 80.60 | x     | 81.26 |
| Guzdek     | 77.99 | 81.40 | x     | 75.67 | 77.32 | 78.54 |
| Blank      | 80.34 | x     | 76.29 | x     | 79.39 | 78.43 |

Jan Železný made history by becoming the first athlete to compete at eight World Championships, but he was out of the medals this time even though the distances thrown were unspectacular. Each of the first seven throws in the final produced a new leader, and ultimately all the medal-winning throws came in the first round; first Henry 84.74, then Värnik 85.17 and Makarov 85.44. Železný moved from sixth to fourth with 84.09 in the third. The angle of the winning throw was measured at 39.8°, the steepest of Makarov's six tries. His father Aleksandr Makarov was the silver medallist in the 1980 Olympic javelin, while his wife Oksana was herself a world finalist in 1997 and 1999.

**Qualifying round (81.00 or top 12 to final) (Aug 29)**

**Group A qualifiers:** Henry 83.43; Makarov 82.22; Li 81.76; Värnik 81.11; Backley 80.23; Parviainen 78.91; Guzdek 77.24

**Non-qualifiers:** Voldemars Lūsis LAT 75.15; Gergely Horváth HUN 74.76; Isbel Luaces CUB 74.07; Nery Kennedy PAR 68.83

**Group B qualifiers:** Železný 82.88; Nicolay 80.54; Thorkildsen 79.44; Ivanov 79.26; Blank 78.48

**Non-qualifiers:** Vadim Bavikin ISR 77.06; Breaux Greer USA 76.82; Sergey Voynov UZB 76.66; Emeterio González CUB 76.18; Ēriks Rags LAT 75.72

**Helsinki 2005****Final (Aug 10)**

|     |                     |     |        |
|-----|---------------------|-----|--------|
| 1,  | Andrus Värnik       | EST | 87.17  |
| 2,  | Andreas Thorkildsen | NOR | 86.18  |
| 3,  | Sergey Makarov      | RUS | 83.54  |
| 4,  | Tero Pitkämäki      | FIN | 81.27  |
| 5,  | Aleksandr Ivanov    | RUS | 79.14  |
| 6,  | Ēriks Rags          | LAT | 77.77  |
| 7,  | Ainārs Kovals       | LAT | 77.61  |
| 8,  | Mark Frank          | GER | 77.56  |
| 9,  | Aki Parviainen      | FIN | 74.86; |
| 10, | Guillermo Martínez  | CUB | 72.68; |
| 11, | Tomas Intas         | LTU | 70.11; |
| 12, | Scott Russell       | CAN | 68.59  |

| Series      | 1     | 2     | 3     | 4     | 5     | 6     |
|-------------|-------|-------|-------|-------|-------|-------|
| Värnik      | 79.06 | x     | 76.47 | 87.17 | 85.29 | x     |
| Thorkildsen | 78.36 | 81.52 | 83.41 | 85.71 | 86.18 | x     |
| Makarov     | 80.77 | 83.30 | 79.95 | 83.48 | 82.55 | 83.54 |
| Pitkämäki   | 75.44 | x     | 79.64 | 81.27 | x     | x     |
| Ivanov      | 77.93 | 79.14 | x     | x     | x     | 77.12 |
| Rags        | 73.12 | 78.77 | x     | x     | x     | 77.34 |
| Kovals      | 74.05 | x     | 77.61 | x     | x     | x     |
| Frank       | 75.82 | 73.19 | 71.17 | x     | 77.56 | x     |

Three-time winner Jan Železný, and top American Breaux Greer were missing through injury, leaving Olympic Champion Thorkildsen, and Helsinki-born Pitkämäki as favourites. Reigning champion Makarov led the qualifying round with 85.08 from Pitkämäki (82.21) and Thorkildsen (81.45). Way back at 41.18 was Samoa's Shaka Sola. He was entered for the shot but missed his flight to Helsinki and arrived too late for his main event. The IAAF gave him the choice of competing instead in the 100m or the Javelin. His mark was a national record and he was cheered wildly by the Finnish fans.

Only Makarov, with 80.77, could get over 80m in round one of the final, held in wretched weather. The silvery-haired Russian improved to 83.30 in round two, with only Thorkildsen able to respond by the end of round three, with 83.41. After Pitkämäki finally got over 80m in round four with 81.27, Värnik shocked the crowd with a throw of 87.17. Thorkildsen, ever a fiery competitor, replied with 85.71 and 86.18, but the day belonged to the Estonian. Biomechanical analysis of the event showed that Thorkildsen had the fastest arm of the medallists, reaching an initial velocity of 31.87 metres per second with his best throw compared with 30.83 by Värnik and 30.76 by Makarov.

**Qualifying round (81.00 or top 12 to final) (Aug 9)**

**Group A qualifiers:** Makarov 85.08; Thorkildsen 81.45; Parviainen 79.48; Rags 78.79; Martínez 78.37; Frank 77.87; Intas 77.08

**Non-qualifiers:** Nick Nieland GBR 76.71; Stefan Müller SUI 76.30; Marian Bokor SVK 74.81; Firas Al-Mohammed SYR 72.63; Gergely Horváth HUN 72.33; Francesco Pignata ITA 72.17; Gabriel Wallin SWE 72.04; Oleg Statsenko UKR 64.44; Shaka Sola SAM 41.18

**Group B qualifiers:** Pitkämäki 82.21; Värnik 80.97; Kovals 80.80; Ivanov 79.65; Russell 79.45

**Non-qualifiers:** Christian Nicolay GER 76.68; Vadims Vasiļevskis LAT 76.16; Lohan Rautenbach RSA 75.94; Li Rongxiang CHN 74.95; Esko Mikkola FIN 72.54; John Hetzendorf USA 70.49; Ronny Nilsen NOR 70.07; Yukifumi Murakami JPN 68.31; Vadim Bavikin ISR 66.74; Dejan Angelovski MKD 58.23

**Osaka 2007****Final (Sep 2)**

|    |                     |     |       |
|----|---------------------|-----|-------|
| 1, | Tero Pitkämäki      | FIN | 90.33 |
| 2, | Andreas Thorkildsen | NOR | 88.61 |
| 3, | Breaux Greer        | USA | 86.21 |
| 4, | Vadims Vasiļevskis  | LAT | 85.19 |

|     |                    |     |        |
|-----|--------------------|-----|--------|
| 5,  | Aleksandr Ivanov   | RUS | 85.18  |
| 6,  | Robert Oosthuizen  | RSA | 84.52  |
| 7,  | Igor Janik         | POL | 83.38  |
| 8,  | Tero Järvenpää     | FIN | 82.10  |
| 9,  | Guillermo Martínez | CUB | 82.03; |
| 10, | Magnus Arvidsson   | SWE | 81.98; |
| 11, | Ēriks Rags         | LAT | 80.01; |
| 12, | Teemu Wirkkala     | FIN | 78.01  |

| Series      | 1     | 2     | 3     | 4     | 5     | 6     |
|-------------|-------|-------|-------|-------|-------|-------|
| Pitkämäki   | 81.62 | 89.16 | 83.64 | 87.72 | x     | 90.33 |
| Thorkildsen | 82.78 | 88.61 | x     | 82.80 | x     | 87.33 |
| Greer       | x     | 80.67 | 84.31 | x     | 86.21 | 83.81 |
| Vasiļevskis | x     | 85.19 | x     | 77.42 | x     | x     |
| Ivanov      | 85.18 | 84.71 | 81.42 | 84.91 | 81.55 | x     |
| Oosthuizen  | 84.52 | 79.77 | x     | 79.18 | x     | x     |
| Janik       | 79.82 | x     | 83.38 | x     | -     | x     |
| Järvenpää   | 80.30 | 79.40 | 82.10 | x     | 77.30 | 75.40 |

The most eagerly awaited field event in Osaka saw 2007's two 91m men – Greer and Pitkämäki – pitted against Olympic champion Thorkildsen. The qualifying was led by Vasiļevskis and Greer, but the final was led at the end of round one by Russia's talented Ivanov, with his competition best of 85.18. Pitkämäki, whose style was reminiscent of the 1959 world record setter Al Cantello, launched himself bodily in a dive in throwing 89.16 in round two. He was immediately followed by Vasiļevskis (85.19) and Thorkildsen (88.61) who were inspired to their best of the competition. The Finn supported his best throw with 87.76 in round four, and only Greer improved in round five – from sixth to bronze with 86.21. Thorkildsen managed a fine 87.33, and then Pitkämäki, with the gold medal sewn up, produced a beauty of a throw, which landed beyond 90m at 90.33. He thus became the fourth Finnish man to win the world javelin title.

**Qualifying round (82.00 or top 12 to final) (Aug 31)**

**Group A qualifiers:** Greer 86.78; Järvenpää 84.35; Arvidsson 84.17; Thorkildsen 82.33; Wirkkala 79.82; Rags 79.79

**Non-qualifiers:** Hardus Pienaar RSA 79.30; Igor Sukhomlinov RUS 79.05; Joshua Robinson AUS 78.48; Sergey Makarov RUS 78.22; Stuart Farquhar NZL 78.08; Pablo Pietrobello ARG 74.81; Stephan Steding GER 74.61; Miroslav Guzdek CZE 74.13; Stefan Müller SUI 71.48; Marko Jänes EST 69.65; Csongor Oltean HUN 64.44

**Group B qualifiers:** Vasiļevskis 87.37; Martínez 82.99; Ivanov 82.42; Oosthuizen 82.06; Janik 80.83; Pitkämäki 80.62

**Non-qualifiers:** Peter Esenwein GER 79.62; Ainārs Kovals LAT 79.42; Qin Qiang CHN 77.71; Yukifumi Murakami JPN 77.63; Jarrod Bannister AUS 77.57; Scott Russell CAN 77.54; Andrus Värnik EST 75.96; Alexon Maximiano BRA 75.15; Víctor Fatecha PAR 73.55; Eric Brown USA 73.07; Felix Loretz SUI 71.27; Gabriel Wallin SWE 70.61

**Berlin 2009****Final (Aug 23)**

|     |                     |     |        |
|-----|---------------------|-----|--------|
| 1,  | Andreas Thorkildsen | NOR | 89.59  |
| 2,  | Guillermo Martínez  | CUB | 86.41  |
| 3,  | Yukifumi Murakami   | JPN | 82.97  |
| 4,  | Vadims Vasiļevskis  | LAT | 82.37  |
| 5,  | Tero Pitkämäki      | FIN | 81.90  |
| 6,  | Antti Ruuskanen     | FIN | 81.87  |
| 7,  | Ainārs Kovals       | LAT | 81.54  |
| 8,  | Mark Frank          | GER | 81.32  |
| 9,  | Teemu Wirkkala      | FIN | 79.82; |
| 10, | Petr Frydrych       | CZE | 79.29; |
| 11, | Tero Järvenpää      | FIN | 75.57; |
| 12, | Sean Furey          | USA | 74.51  |

| Series      | 1     | 2     | 3     | 4     | 5     | 6     |
|-------------|-------|-------|-------|-------|-------|-------|
| Thorkildsen | 77.80 | 89.59 | 88.95 | x     | -     | -     |
| Martínez    | 83.43 | 83.28 | 78.22 | 77.27 | -     | 86.41 |
| Murakami    | 76.01 | 82.97 | x     | x     | -     | 77.90 |
| Vasiļevskis | x     | 82.05 | x     | x     | x     | 82.37 |
| Pitkämäki   | 81.90 | 81.14 | 80.50 | x     | 80.17 | 81.14 |
| Ruuskanen   | 75.36 | 75.67 | 81.87 | 78.65 | x     | 80.87 |
| Kovals      | x     | 81.54 | x     | x     | 75.98 | 76.39 |
| Frank       | 73.77 | 79.86 | x     | x     | x     | 81.32 |

Vasiļevskis led the qualifiers with 86.69, as just three throwers made the automatic qualifying distance of 82m. The final was led by Martínez with 83.43, which held up until Thorkildsen reached 89.59 in the second round. The Norwegian then backed this up with 88.95. No-one else was able to reach 83m after that, until Martínez came up with 86.41 in the final round. Murakami edged Vasiļevskis for the bronze

82.97 to 82.37. Reigning champion Pitkämäki, suffering from a fever, had a bad day, and placed fifth.

Thorkildsen's win meant that he became the first male javelin thrower to hold the Olympic, World and European titles.

#### Qualifying round (82.00 or top 12 to final) (Aug 21)

**Group A qualifiers:** Murakami 83.10; Martínez 82.50; Pitkämäki 81.65; Thorkildsen 80.37; Kovals 79.76; Järvenpää 79.48

**Non-qualifiers:** Sergey Makarov RUS 78.68; Csongor Olteán HUN 78.46; Mihkel Kukk EST 78.18; Mike Hazle USA 78.17; Park Jae-Myong KOR 78.16; Qin Qiang CHN 77.65; Roman Avramenko UKR 77.44; Aleksandr Ashomko BLR 76.85; Ériks Rags LAT 76.23; Vítězslav Veselý CZE 75.76; Jonas Lohse SWE 75.33; Melik Janoyan ARM 74.74; Adrian Markowski POL 74.13; Tino Häber GER 74.11; Stefan Müller SUI 72.83; Thomas Smet BEL 70.35; Víctor Fatecha PAR 68.65; Tomas Intas LTU 68.40

**Group B qualifiers:** Vasilevskis 86.69; Frank 80.85; Wirkkala 79.84; Frydrych 79.57; Furey 79.28; Ruuskanen 78.69

**Non-qualifiers:** Stuart Farquhar NZL 78.53; Fatih Avan TUR 78.12; Aleksandr Ivanov RUS 78.00; Tom Goyvaerts BEL 77.37; Chris Hill USA 77.14; Oleksandr Pyatnytsya UKR 76.13; Vladimir Kazlov BLR 75.38; Igor Janik POL 75.20; Jung Sang-Jin KOR 72.80; Arley Ibarguen COL 72.54; Ilya Korotkov RUS 71.59; Mohamed Ali Kebabou TUN 68.75; Júlio César de Oliveira BRA 68.49; Robert Oosthuizen RSA 67.86; Mervyn Luckwell GBR 66.30; Ignacio Guerra CHI & Tanel Laanmäe EST NM

## Daegu 2011

### Final (Sep 3)

|    |                     |     |       |
|----|---------------------|-----|-------|
| 1, | Matthias de Zordo   | GER | 86.27 |
| 2, | Andreas Thorkildsen | NOR | 84.78 |
| 3, | Guillermo Martínez  | CUB | 84.30 |
| 4, | Vítězslav Veselý    | CZE | 84.11 |
| 5, | Fatih Avan          | TUR | 83.34 |
| 6, | Roman Avramenko     | UKR | 82.51 |
| 7, | Jarrold Bannister   | AUS | 82.25 |
| 8, | Mark Frank          | GER | 81.81 |

9, Antti Ruuskanen FIN 79.46; 10, Dmitriy Tarabin RUS 79.06; 11, Stuart Farquhar NZL 78.99; 12, Sergey Makarov RUS 78.76

| Series      | 1     | 2     | 3     | 4     | 5     | 6     |
|-------------|-------|-------|-------|-------|-------|-------|
| de Zordo    | 86.27 | 85.51 | -     | -     | 82.88 | 81.40 |
| Thorkildsen | 80.75 | 80.46 | 80.60 | 84.78 | x     | 80.28 |
| Martínez    | 84.30 | 80.12 | 80.09 | 76.99 | -     | 78.69 |
| Veselý      | 81.19 | x     | 84.11 | 79.64 | 76.28 | x     |
| Avan        | 78.24 | 83.34 | 78.96 | 79.87 | x     | 77.58 |
| Avramenko   | 82.51 | x     | 82.20 | 79.71 | 78.87 | x     |
| Bannister   | 82.25 | x     | -     | x     | 76.60 | x     |
| Frank       | 78.78 | x     | 81.81 | 78.48 | 80.98 | 77.73 |

Thorkildsen, the World, Olympic and European Champion, was favoured to win, though he had carried injury problems through most of the season. The Norwegian had some difficulty in qualifying, reaching 81.83, short of the automatic qualifying distance of 82.50.

Martínez led the qualifiers with 83.77, then threw 84.30 in round one of the final. That lasted as the lead for two throws, when de Zordo threw 86.27. The German southpaw produced the only other 85m throw with his second cast of 85.51, and at the end of the third round the bronze medal position was held by Veselý with his 84.11. Thorkildsen then improved from eighth to silver with 84.78, and the last 23 throws of the competition saw just four efforts of more than 80m. De Zordo noted that "my coach told me to hit it hard on the first throw, and I'm glad I was able to do so". That coach was Boris Henry, bronze medallist in 1995 & 2003.

#### Qualifying round (82.50 or top 12 to final) (Sep 1)

**Group A qualifiers:** Martínez 83.77; Tarabin 82.92; de Zordo 82.05; Thorkildsen 81.83; Veselý 81.64; Bannister 81.35

**Non-qualifiers:** Yukifumi Murakami JPN 80.19; Jakub Vadlejch CZE 80.08; Tero Pitkämäki FIN 79.46; Scott Russell CAN 77.49; Ériks Rags LAT 77.34; Yervásios Filippidis GRE 76.66; Mihkel Kukk EST 76.42; Oleksandr Pyatnytsya UKR 73.56; Matija Kranjc SLO 73.17; John Robert Oosthuizen RSA 73.14; Ihab Abd El Rahman EGY 71.99; Rinat Tarzumanov UZB 70.32

**Group B qualifiers:** Farquhar 82.10; Avan 81.94; Frank 81.93; Avramenko 81.46; Makarov 81.42; Ruuskanen 81.03

**Non-qualifiers:** Igor Janik POL 80.88; Ari Mannio FIN 80.27; Chen Qi CHN 78.42; Leslie Copeland FIJ 76.57; Petr Frydrych CZE 76.18; Vadims Vasilevskis LAT 75.23; Gabriel Wallin SWE 74.44; Arley Ibarguen COL 74.02; Aleksandr Ivanov RUS 73.81; Spiridon Lebéis GRE 73.35; Zigismunds Sirmails LAT 73.16; Jung Sang-Jin KOR 72.03

## X

## Moscow 2013

### Final (Aug 17)

|    |                     |     |       |
|----|---------------------|-----|-------|
| 1, | Vítězslav Veselý    | CZE | 87.17 |
| 2, | Tero Pitkämäki      | FIN | 87.07 |
| 3, | Dmitriy Tarabin     | RUS | 86.23 |
| 4, | Julius Yego         | KEN | 85.40 |
| 5, | Antti Ruuskanen     | FIN | 81.44 |
| 6, | Andreas Thorkildsen | NOR | 81.06 |
| 7, | Ihab Abd El Rahman  | EGY | 80.94 |
| 8, | Risto Mätas         | EST | 80.03 |

9, Stuart Farquhar NZL 79.24; 10, Kim Amb SWE 78.91; 11, Ivan Zaytsev UZB 78.33; Roman Avramenko UKR DQ (r40.1) (82.05)

**Rightful finalist:** Fatih Avan TUR

| Series      | 1     | 2     | 3     | 4     | 5     | 6      |
|-------------|-------|-------|-------|-------|-------|--------|
| Veselý      | 87.17 | 78.80 | 81.21 | 83.80 | x     | -      |
| Pitkämäki   | 83.40 | 86.88 | 87.07 | 85.67 | x     | 85.22  |
| Tarabin     | x     | 84.38 | x     | 82.25 | x     | 86.25  |
| Yego        | 80.60 | x     | 81.13 | x     | 85.40 | 81.20  |
| Ruuskanen   | 77.96 | 80.32 | x     | x     | 75.86 | 81.44  |
| Thorkildsen | 80.93 | 76.82 | x     | 80.62 | 81.06 | -      |
| El Rahman   | 79.02 | 78.57 | 80.94 | 78.70 | 76.85 | x      |
| Mätas       | 78.32 | 78.87 | 80.03 |       |       |        |
| [Avramenko  | 81.32 | x     | 80.12 | 82.05 | 78.61 | 80.80] |

The nature of javelin throwing brings more injuries than in the other throws. Veselý (knee/stomach) and Pitkämäki (rib surgery) had been suffering in the lead up to the championships, but were still regarded as the two most likely to succeed along with Tarabin, who had thrown a world leading 88.84 three weeks before the championship.

Pitkämäki opened in the final with 83.40, then Veselý followed five throws later with 87.17. The Czech would not get near to that effort, but for Pitkämäki the challenge was on. Four of his remaining five throws would exceed 85m, the best of 87.07 coming in the third round. Behind them Tarabin was in third with his second round 84.38, until the short but powerful Yego set a Kenyan record in round five with 85.40.

On the morning of the final Tarabin and his wife Mariya Abakumova (the 2011 women's World Champion) had apparently received a phone call from Russian President Vladimir Putin, in which he told them that he believed in them "and expected medals". Tarabin was aware of these words when making his last throw of 86.23, which wrested the bronze from Yego. The 10cm winning margin was the closest in the history of the event.

Avramenko of Ukraine originally placed fifth in the final with 82.05, but was disqualified after failing a test for an anabolic steroid.

#### Qualifying round (82.50 or top 12 to final) (Aug 15)

**Group A qualifiers:** Pitkämäki 84.39; Thorkildsen 83.05; Zaytsev 81.53; Veselý 81.51; Yego 80.88; Amb 80.84; Farquhar 80.73

**Non-qualifiers:** Bernhard Seifert GER 80.02; Guillermo Martínez CUB 79.67; Keshorn Walcott TTO 78.78; Aleksey Tovarnov RUS 78.43; Marcin Krukowski POL 76.93; Valeriy Iordan RUS 76.92; Hamish Peacock AUS 76.33; Thomas Röhler GER 74.45; Uladzimir Kazlou BLR 72.66

**Group B qualifiers:** El Rahman 83.62; Ruuskanen 81.36; Tarabin 81.32; Mätas 80.18

**Non-qualifiers:** Fatih Avan TUR 80.09; Vadims Vasilevskis LAT 79.68; Teemu Wirkkala FIN 79.50; Víctor Fatecha PAR 79.03; Riley Dolezal USA 78.76; Yukifumi Murakami JPN 77.75; Zhao Qinggang CHN 77.61; Lars Hamann GER 77.10; Łukasz Grzeszczuk POL 74.72; Gabriel Wallin SWE 74.66; Robert Oosthuizen RSA 74.36; Leslie Copeland FIJ 72.30; Roman Avramenko UKR DQ (r40.1) (80.37)

## Beijing 2015

### Final (Aug 26)

|    |                  |     |       |
|----|------------------|-----|-------|
| 1, | Julius Yego      | KEN | 92.72 |
| 2, | Ihab Abdelrahman | EGY | 88.99 |
| 3, | Tero Pitkämäki   | FIN | 87.64 |
| 4, | Thomas Röhler    | GER | 87.41 |
| 5, | Antti Ruuskanen  | FIN | 87.12 |
| 6, | Andreas Hofmann  | GER | 86.01 |
| 7, | Johannes Vetter  | GER | 83.79 |
| 8, | Vítězslav Veselý | CZE | 83.13 |

9, Ryohei Arai JPN 83.07; 10, Braian Toledo ARG 80.27; 11, Kim Amb SWE 78.51; 12, Risto Mätas EST 76.79



| Series      | 1     | 2     | 3     | 4     | 5     | 6     |
|-------------|-------|-------|-------|-------|-------|-------|
| Yego        | x     | 82.42 | 92.72 | -     | -     | x     |
| Abdelrahman | 86.07 | 88.99 | x     | x     | x     | x     |
| Pitkämäki   | 83.45 | 85.03 | 85.08 | 87.44 | 84.49 | 87.34 |
| Röhler      | 86.68 | 86.03 | 86.77 | 87.18 | 84.00 | 87.41 |
| Ruuskanen   | 76.24 | 81.29 | 87.12 | 80.63 | 84.30 | x     |
| Hoffmann    | 79.38 | 77.33 | 84.85 | 82.43 | x     | 86.01 |
| Vetter      | 83.79 | 81.98 | 80.28 | x     | 79.43 | x     |
| Vesely      | 78.38 | x     | 83.13 | 81.45 | 82.98 | x     |

Röhler led early on with 86.68 to Abdelrahman's 86.07, then the powerful Egyptian took possession of the lead with his seasonal best of 88.99 in round two. The compact (1.75m/90kg) Yego then boomed a massive 92.72, just missing Jan Železný's 14 year-old championship record of 92.80. In the past such a throw might have deadened the competition, but here both Pitkämäki and Röhler produced two throws beyond 87m, while Finnish Champion Ruuskanen set a world best for fifth place of 87.12. Röhler had five throws beyond 86m, yet was unable to win a medal.

#### Qualifying round (83.00 or top 12 to final) (Aug 24)

**Group A qualifiers:** Arai 84.66; Toledo 83.32; Röhler 83.23; Ruuskanen 82.20

**Non-qualifiers:** Ari Mannio FIN 80.19; Lars Hamann GER 79.56; Hamish Peacock AUS 79.37; Jakub Vadlejch CZE 78.95; Magnus Kirt EST 78.84; Stuart Farquhar NZL 78.30; Riley Dolezal USA 77.64; Dmitriy Tarabin RUS 77.48; Keshorn Walcott TTO 76.83; Rocco van Rooyen RSA 75.55; Sam Crouser USA 73.88; Patrik Ženúch SVK 69.31

**Group B qualifiers:** Hofmann 86.14; Yego 84.46; Vesely 83.63; Pitkämäki 83.43; Abdelrahman 82.85; Amb 81.63; Mätas 81.56; Vetter 80.86

**Non-qualifiers:** Tanel Laanmäe EST 80.65; Júlio César de Oliveira BRA 79.81; Zhao Qinggang CHN 79.47; Rolands Štrobenders LAT 79.11; Marcin Krukowski POL 78.91; Huang Shih-Feng TPE 75.72; Sean Furey USA 75.01; Petr Frydrych CZE 74.24; Valeriy Iordan RUS 73.43

#### JAVELIN THROW

##### Multiple Medallists:

|   |                     |         |                              |
|---|---------------------|---------|------------------------------|
| 5 | Jan Železný         | TCH/CZE | 87-3, 93-1, 95-1, 99-3, 01-1 |
| 4 | Andreas Thorkildsen | NOR     | 05-2, 07-2, 09-1, 11-2       |
| 3 | Kostas Gatsioudis   | GRE     | 97-3, 99-2, 01-3             |
|   | Tero Pitkämäki      | FIN     | 07-1, 13-2, 15-3             |
| 2 | Seppo Rätty         | FIN     | 87-1, 91-2                   |
|   | Kimmo Kinnunen      | FIN     | 91-1, 93-2                   |
|   | Steve Backley       | GBR     | 95-2, 97-2                   |
|   | Boris Henry         | GER     | 95-3, 03-3                   |
|   | Aki Parviainen      | FIN     | 99-1, 01-2                   |
|   | Sergey Makarov      | RUS     | 03-1, 05-3                   |
|   | Andrus Värnik       | EST     | 03-2, 05-1                   |
|   | Guillermo Martínez  | CUB     | 09-2, 11-3                   |

##### Most Finals:

|   |         |  |
|---|---------|--|
| 7 | Železný | 87-3, 93-1, 95-1, 97-9, 99-3, 01-1, 03-4 |
|---|---------|--|

##### Most Appearances:

|   |            |  |
|---|------------|--|
| 8 | Železný    | 87-3, 91-18Q, 93-1, 95-1, 97-9, 99-3, 01-1, 03-4             |
|   | Makarov    | 97-5, 99-9, 01-7, 03-1, 05-3, 07-18Q, 09-13Q, 11-12          |
|   | Ēriks Rags | LAT 97-22Q, 99-10, 01-8, 03-17Q, 05-6, 07-11, 09-26Q, 11-20Q |

##### National Placings:

|     | 1 | 2 | 3 | 4 | 5 | 6 | 7 | 8 | Points |
|-----|---|---|---|---|---|---|---|---|--------|
| FIN | 4 | 4 | 1 | 1 | 5 | 1 | - | 2 | 96     |
| GER | 2 | - | 2 | 2 | 2 | 5 | 1 | 6 | 69     |
| CZE | 4 | - | 1 | 2 | - | - | 1 | 1 | 51     |
| NOR | 1 | 3 | - | 1 | 1 | 1 | - | - | 41     |
| GBR | - | 2 | 1 | 2 | 1 | 1 | 1 | 1 | 40     |
| RUS | 1 | - | 2 | - | 3 | - | 2 | - | 36     |
| URS | - | 1 | 2 | 1 | 1 | - | - | - | 28     |
| USA | - | 1 | 1 | 2 | - | - | - | - | 23     |
| GRE | - | 1 | 2 | - | - | - | - | - | 19     |
| LAT | - | - | 2 | - | - | 1 | 2 | 1 | 18     |
| CUB | - | 1 | 1 | - | - | - | 2 | - | 17     |
| EST | 1 | 1 | - | - | - | - | - | 1 | 16     |
| SWE | - | - | - | - | 1 | 2 | 1 | 3 | 15     |
| KEN | 1 | - | - | 1 | - | - | - | - | 13     |
| RSA | 1 | - | - | - | - | 1 | - | - | 11     |
| EGY | - | 1 | - | - | - | - | 1 | - | 9      |
| JPN | - | - | 1 | - | - | 1 | - | - | 9      |
| TCH | - | - | 1 | - | - | - | 1 | - | 8      |
| NZL | - | - | - | 1 | - | - | - | - | 5      |
| TUR | - | - | - | - | 1 | - | - | - | 4      |

#### Men's Javelin Throw, continued

##### National Placings:

|               | 1         | 2         | 3         | 4         | 5         | 6         | 7         | 8         | Points     |
|---------------|-----------|-----------|-----------|-----------|-----------|-----------|-----------|-----------|------------|
| ISL           | -         | -         | -         | -         | -         | 1         | -         | -         | 3          |
| UKR           | -         | -         | -         | -         | -         | 1         | -         | -         | 3          |
| AUS           | -         | -         | -         | -         | -         | -         | 1         | -         | 2          |
| BLR           | -         | -         | -         | -         | -         | -         | 1         | -         | 2          |
| POL           | -         | -         | -         | -         | -         | -         | 1         | -         | 2          |
| <b>Totals</b> | <b>15</b> | <b>15</b> | <b>15</b> | <b>15</b> | <b>15</b> | <b>15</b> | <b>15</b> | <b>15</b> | <b>540</b> |

## Decathlon

## Helsinki 1983

### (Aug 12/13)

|    |  | 1971/1984                               |
|----|--|---|
| 1, | Daley Thompson                           | GBR 8666/8714                           |
| 2, | Jürgen Hingsen                           | FRG 8561/8599                           |
| 3, | Siegfried Wentz                          | FRG 8478/8513                           |
| 4, | Uwe Freimuth                             | GDR 8433/8469                           |
| 5, | Stephan Niklaus                          | SUI 8212/8207                           |
| 6, | Aleksandr Nevskiy                        | URS 8201/8176                           |
| 7, | Torsten Voss                             | GDR 8167/8140                           |
| 8, | Steffen Grummt                           | GDR 8149/8142                           |
| 9, | Guido Kratschmer                         | FRG 8096/8059; 10, Dariusz Ludwig       |
|    | Trond Skramstad                          | NOR 7827/7775; 12, Robert de Wit        |
|    | Machura                                  | TCH 7639/7568; 14, Conny Silfver        |
|    | Hafsteinsson                             | ISL 7356/7277; 16, Josko Vlašić         |
|    | Díaz                                     | GUA 6239/6191; 18, Niulolo Pelesikoti   |
|    | Sundell                                  | FIN DNF (5870/6420); Claudio Escariza   |
|    | Crist                                    | PAR DNF (5630/5367); John Crist         |
|    | USA DNF (4342/4328); Konstantin Akhapiin | URS DNF (4054/4078); Grigory Degtyaryov |
|    | URS DNF (2495/2563); Mark Anderson       | USA DNF (2200/2254); Ahmed Mahour       |
|    | Bacha                                    | ALG DNF (1412/1464)                     |

Olympic Champion Thompson had missed 14 weeks of training with groin and back injuries, and only decided to compete in Helsinki at the last moment – a brave decision considering the opposition would include world record holder Hingsen. Thompson had stated that the speed events had been affected most by his ailments, so when he won the 100m by nearly four metres, a British victory looked more likely. Hingsen was immediately left with a deficit of 89 points. Thompson followed up with a season's best long jump, while Hingsen was well below his best in the shot and high jump. The tall German won the 400m – narrowly – to end the day 120 points down on Thompson but comfortably ahead of the rest.

The second day started with another danger event for Thompson, the sprint hurdles. Again he exceeded expectations by clocking 14.37, a single hundredth slower than Hingsen. A poor discus by the German lost further ground, and despite pbs in the pole vault and javelin, he would have needed to beat Thompson by 22 seconds in the 1500m for victory. In fact the gap was just eight seconds in Hingsen's favour. After a brilliant 75.08 javelin throw, another German, Wentz, claimed the bronze medal.

##### Individual marks:

|              | 100   | LJ   | SP    | HJ   | 400   | 110h   | DT    | PV   | JT    | 1500    |
|--------------|-------|------|-------|------|-------|--------|-------|------|-------|---------|
| Thompson     | 10.60 | 7.88 | 15.35 | 2.03 | 48.12 | 14.37w | 44.46 | 5.10 | 65.24 | 4:29.72 |
| Hingsen      | 10.95 | 7.75 | 15.66 | 2.00 | 48.08 | 14.36w | 43.30 | 4.90 | 67.42 | 4:21.59 |
| Wentz        | 10.94 | 7.24 | 15.11 | 2.00 | 48.09 | 14.13w | 44.98 | 4.70 | 75.08 | 4:28.52 |
| Freimuth     | 11.05 | 7.43 | 15.25 | 2.00 | 48.43 | 14.89w | 48.64 | 4.80 | 70.48 | 4:28.61 |
| Niklaus      | 10.69 | 7.06 | 14.88 | 2.03 | 48.12 | 15.06w | 48.74 | 4.20 | 73.94 | 4:49.35 |
| Nevskiy      | 11.07 | 7.20 | 14.90 | 2.00 | 49.35 | 14.63w | 49.08 | 4.20 | 64.50 | 4:19.90 |
| Voss         | 10.69 | 7.48 | 14.12 | 2.03 | 48.02 | 14.49w | 38.10 | 4.60 | 60.08 | 4:31.19 |
| Grummt       | 11.18 | 7.26 | 16.14 | 1.91 | 48.97 | 14.61w | 46.98 | 4.50 | 64.54 | 4:32.56 |
| Kratschmer   | 10.86 | 7.35 | 14.99 | 1.94 | 48.61 | 14.29w | 46.56 | 4.60 | 52.24 | 4:36.43 |
| Ludwig       | 11.17 | 7.29 | 13.77 | 2.00 | 48.84 | 15.33w | 43.90 | 4.70 | 62.00 | 4:26.05 |
| Skramstad    | 11.20 | 6.90 | 13.53 | 2.00 | 49.13 | 14.90  | 38.18 | 4.50 | 59.78 | 4:18.18 |
| de Wit       | 11.36 | 6.70 | 12.73 | 1.97 | 49.46 | 14.76  | 42.28 | 4.60 | 59.70 | 4:18.92 |
| Machura      | 11.17 | 7.27 | 14.45 | 2.00 | 50.24 | 16.23  | 48.08 | 4.40 | 54.68 | 4:56.76 |
| Silfver      | 11.41 | 6.64 | 14.80 | 1.91 | 51.55 | 15.00  | 41.70 | 4.40 | 60.08 | 4:36.94 |
| Hafsteinsson | 11.73 | 6.53 | 13.80 | 1.82 | 50.47 | 15.81  | 48.58 | 4.10 | 56.28 | 4:22.72 |
| Vlašić       | 11.55 | 6.99 | 13.33 | 1.85 | 51.01 | 15.01  | 39.38 | 4.00 | 58.46 | 4:29.25 |
| Díaz         | 11.65 | 6.37 | 18.98 | 1.91 | 52.01 | 16.15  | 25.70 | 3.50 | 50.90 | 4:29.42 |
| Pelesikoti   | 11.80 | 6.47 | 10.76 | 1.67 | 53.13 | 16.65  | 33.70 | 3.40 | NM    | 5:08.32 |
| Sundell      | 11.11 | 7.23 | 13.95 | 2.06 | 49.49 | 14.72  | 42.10 | 4.30 | NM    | DNS     |
| Escariza     | 11.41 | 6.77 | 13.23 | 1.85 | 52.98 | 17.77  | 38.74 | 4.00 | DNS   |         |
| Crist        | 11.42 | 6.76 | 12.89 | 1.88 | 51.67 | DNF    | 42.02 | DNS  |       |         |
| Akhapiin     | 11.02 | 7.44 | 13.73 | 1.94 | 49.43 | DNF    | DNF   |      |       |         |
| Degtyaryov   | 11.01 | 7.41 | 15.03 | NH   | DNF   |        |       |      |       |         |
| Anderson     | 11.39 | 6.83 | 13.61 | DNS  |       |        |       |      |       |         |
| Bacha        | 11.64 | 6.69 | DNS   |      |       |        |       |      |       |         |



## Rome 1987

## (Sep 3/4)

|    |                    |     |      |
|----|--------------------|-----|------|
| 1, | Torsten Voss       | GDR | 8680 |
| 2, | Siegfried Wentz    | FRG | 8461 |
| 3, | Pavel Tarnovetskiy | URS | 8375 |
| 4, | Christian Plaziat  | FRA | 8307 |
| 5, | Christian Schenk   | GDR | 8304 |
| 6, | Simon Poelman      | NZL | 8296 |
| 7, | Alain Blondel      | FRA | 8178 |
| 8, | Aleksandr Nevskiy  | URS | 8174 |

9, Daley Thompson GBR 8124; 10, William Motti FRA 8062; 11, Beat Gähwiler SUI 8034; 12, Gary Kinder USA 8030; 13, Rob Muzzio USA 8017; 14, Michael Neugebauer FRG 7733; 15, Mikael Olander SWE 7696; 16, Veroslav Valenta TCH 7574; 17, Lars Warming DEN 7537; 18, Paul Hewlett IVB 6474; Tim Bright USA DNF (6525); Dave Steen CAN DNF (6340); Lee Fu-An TPE DNF (4068); Valter Külvet URS DNF (3996); Pedro da Silva BRA DNF (3790); Petri Keskitalo FIN DNF (3303); Marco Rossi ITA DNF (3160); Jürgen Hingsen FRG DNF (2591); Michael Smith CAN DNF (1591); Robert de Wit NED DNF (1524)

Thompson's nine-year unbeaten run as a decathlete ended when the Briton placed just ninth. Like 1983, Thompson suffered with injuries before the championships. This time, however, he had even less time to prepare and was only in front after the 100m. The lead then passed to the GDR's Voss, who remained on top for the entire contest. The high jump saw the end of Hingsen's hopes of improving on his Helsinki silver. The tall German was carrying an injury and withdrew. The end of the first day was marked by the torrential rain which poured on to the 400m runners. Voss led from Plaziat with Thompson third.

Wentz had the best start to the second day and was a solid second after the discus. Thompson, winning many admirers with his battle, was now fourth and dropping. Wentz – who himself was nursing an achilles problem – lost hope of catching Voss after the GDR athlete cleared 5.10 in the pole vault to open a massive 277-point lead with two events remaining. Tarnovetskiy moved into third spot after the javelin. The top three placings were unchanged by the 1500m.

## Individual marks:

|              | 100   | LJ    | SP    | HJ   | 400   | 110h  | DT    | PV   | JT    | 1500    |
|--------------|-------|-------|-------|------|-------|-------|-------|------|-------|---------|
| Voss         | 10.69 | 7.88  | 14.98 | 2.10 | 47.96 | 14.13 | 43.96 | 5.10 | 58.02 | 4:25.93 |
| Wentz        | 10.78 | 7.42w | 15.57 | 1.98 | 48.48 | 14.06 | 47.36 | 4.70 | 65.28 | 4:33.70 |
| Tarnovetskiy | 11.01 | 7.43  | 15.32 | 2.07 | 49.22 | 14.86 | 47.66 | 4.90 | 58.60 | 4:23.96 |
| Plaziat      | 10.80 | 7.76  | 14.70 | 2.10 | 49.63 | 14.64 | 44.92 | 4.80 | 53.08 | 4:27.72 |
| Schenk       | 11.42 | 7.63  | 15.30 | 2.25 | 51.34 | 15.03 | 47.26 | 4.50 | 61.42 | 4:23.55 |
| Poelman      | 10.83 | 7.46  | 15.57 | 2.04 | 50.07 | 14.45 | 44.28 | 4.80 | 58.90 | 4:28.08 |
| Blondel      | 11.15 | 7.47  | 13.68 | 1.98 | 47.91 | 14.46 | 42.28 | 4.90 | 55.68 | 4:16.31 |
| Nevskiy      | 11.13 | 7.45  | 15.33 | 2.04 | 50.01 | 15.01 | 46.42 | 4.70 | 60.56 | 4:29.69 |
| Thompson     | 10.67 | 7.52  | 15.09 | 2.01 | 48.61 | 14.87 | 45.18 | 4.80 | 54.14 | 4:48.78 |
| Motti        | 11.27 | 7.21  | 14.98 | 2.19 | 50.88 | 14.94 | 47.36 | 4.50 | 58.38 | 4:35.83 |
| Gähwiler     | 11.29 | 7.20  | 14.59 | 1.92 | 49.54 | 14.83 | 43.24 | 4.80 | 63.28 | 4:20.87 |
| Kinder       | 11.03 | 7.31  | 16.23 | 1.95 | 52.22 | 15.01 | 46.94 | 4.80 | 66.10 | 4:50.52 |
| Muzzio       | 11.25 | 7.22  | 16.64 | 1.98 | 50.69 | 14.97 | 45.90 | 4.70 | 59.14 | 4:36.33 |
| Neugebauer   | 11.02 | 7.36  | 12.94 | 2.07 | 51.85 | 14.43 | 39.70 | 4.40 | 56.28 | 4:33.32 |
| Olander      | 11.40 | 6.72  | 14.94 | 1.95 | 51.36 | 16.32 | 46.76 | 4.60 | 70.94 | 4:39.63 |
| Valenta      | 11.36 | 7.16  | 14.68 | 1.95 | 52.38 | 15.44 | 46.72 | 4.50 | 57.56 | 4:45.83 |
| Warming      | 11.12 | 7.25  | 12.85 | 1.95 | 50.42 | 14.67 | 40.94 | 4.60 | 44.36 | 4:29.53 |
| Hewlett      | 11.25 | 6.43  | 11.59 | 1.83 | 52.14 | 15.96 | 32.88 | 3.80 | 45.46 | 4:38.40 |
| Bright       | 11.23 | 7.26w | 14.10 | 1.95 | 51.68 | 14.42 | 39.38 | 5.40 | DNS   |         |
| Steen        | 11.17 | 7.47  | 12.84 | 1.95 | 49.59 | 15.73 | 40.18 | 5.00 | DNS   |         |
| Lee          | 11.00 | 7.39  | 13.42 | 2.04 | 51.06 | DNS   |       |      |       |         |
| Külvet       | 11.19 | 7.10  | 14.74 | 1.92 | 49.58 | DNS   |       |      |       |         |
| da Silva     | 10.86 | 7.20  | 13.85 | 2.01 | 57.45 | DNS   |       |      |       |         |
| Keskitalo    | 10.79 | 7.49  | 14.49 | 1.89 | DNS   |       |       |      |       |         |
| Rossi        | 10.94 | 6.88  | 14.24 | 1.95 | DNS   |       |       |      |       |         |
| Hingsen      | 11.26 | 7.67  | 15.33 | NH   | DNS   |       |       |      |       |         |
| Smith        | 11.14 | 6.78w | DNS   |      |       |       |       |      |       |         |
| de Wit       | 11.26 | 6.60  | DNS   |      |       |       |       |      |       |         |

## Tokyo 1991

## (Aug 29/30)

|    |                   |     |      |
|----|-------------------|-----|------|
| 1, | Dan O'Brien       | USA | 8812 |
| 2, | Michael Smith     | CAN | 8549 |
| 3, | Christian Schenk  | GER | 8394 |
| 4, | Róbert Zmélík     | TCH | 8379 |
| 5, | Petri Keskitalo   | FIN | 8318 |
| 6, | Simon Poelman     | NZL | 8267 |
| 7, | Eduard Hämäläinen | URS | 8233 |
| 8, | Antonio Peñalver  | ESP | 8200 |

9, Christian Plaziat FRA 8122; 10, Thorsten Dauth GER 8069; 11, Beat Gähwiler SUI 8011; 12, Michael Kohnle GER 8000; 13, Alain Blondel FRA 7848; 14, Munehiro Kaneko JPN 7672; 15, Paul Scott AUS 7663; 16, Jan Trefny SUI 7610; 17, Lars Warming DEN 7529; 18, Sasa Karan YUG 7468; 19, Alper Kasapoğlu TUR 7211; 20, Rob Muzzio USA 7133; 21, Dave Johnson USA 6378; 22, Marco Baffi ITA 6209; Mikhail Medved URS DNF (5869); Henrik Dagård SWE DNF (5663); Pedro da Silva BRA DNF (3929); Homelo Vi TGA DNF (2049); Dezső Szabó HUN DNF (847); Viktor Radchenko URS, Anthony Brannen GBR & Lee Fu-An TPE DNS

O'Brien established himself as favourite when he scored 8844w in the 1991 US Championships, just below Daley Thompson's world record of 8847. Any doubts about the 25 year-old American's ability to reproduce that form were swept away by his 100m performance: 10.41 into a headwind. The next quickest was 10.74. He increased his lead with a 7.90 long jump, though he had a no-jump well in excess of 8m. A personal best in the shot put followed, before great disappointment in the high jump, where O'Brien could go no higher than 1.91. This was well below his best of 2.13 and the points he lost in this event ultimately prevented him from breaking the world record. The American resumed his great form in the 400m when he ran a second quicker than ever, 46.53. The next quickest was Smith, 47.53. The Canadian was second after the first day, 68 points down on O'Brien.

Personal bests in the 110m hurdles and javelin, and a "win" in the pole vault, helped put O'Brien within striking distance of the world record before the 1500m. He fell five seconds short with a respectable 4:37.50. His total of 8812 was, however, the best legal mark ever with a new specification javelin. Smith smashed his Canadian record in second place, while Olympic Champion Schenk won a close battle for the bronze.

## Individual marks:

|            | 100   | LJ   | SP    | HJ   | 400   | 110h  | DT    | PV   | JT    | 1500    |
|------------|-------|------|-------|------|-------|-------|-------|------|-------|---------|
| O'Brien    | 10.41 | 7.90 | 16.24 | 1.91 | 46.53 | 13.94 | 47.20 | 5.20 | 60.66 | 4:37.50 |
| Smith      | 10.81 | 7.68 | 15.69 | 2.09 | 47.53 | 14.78 | 48.42 | 4.40 | 65.46 | 4:29.14 |
| Schenk     | 11.37 | 7.55 | 15.77 | 2.18 | 50.10 | 15.26 | 45.98 | 4.90 | 61.98 | 4:22.58 |
| Zmélík     | 10.85 | 7.84 | 13.42 | 2.00 | 49.48 | 14.07 | 44.04 | 5.00 | 57.80 | 4:21.24 |
| Keskitalo  | 10.93 | 7.58 | 15.06 | 2.03 | 50.26 | 14.27 | 44.22 | 4.80 | 69.22 | 4:46.03 |
| Poelman    | 10.82 | 7.32 | 15.88 | 2.06 | 50.10 | 14.63 | 45.06 | 5.00 | 55.66 | 4:36.36 |
| Hämäläinen | 10.99 | 7.34 | 15.16 | 2.09 | 49.28 | 14.51 | 45.48 | 4.90 | 55.64 | 4:36.85 |
| Peñalver   | 11.17 | 7.32 | 16.52 | 2.03 | 50.00 | 15.38 | 50.66 | 4.50 | 63.08 | 4:32.95 |
| Plaziat    | 10.88 | 7.28 | 13.87 | 2.09 | 48.72 | 14.38 | 44.30 | 4.90 | 48.62 | 4:29.98 |
| Dauth      | 10.74 | 6.99 | 15.36 | 2.03 | 48.13 | 14.88 | 42.96 | 4.30 | 60.46 | 4:28.09 |
| Gähwiler   | 11.27 | 7.13 | 13.86 | 1.88 | 49.18 | 14.73 | 44.36 | 4.80 | 60.36 | 4:11.82 |
| Kohnle     | 10.90 | 7.52 | 14.47 | 2.03 | 49.63 | 14.57 | 42.28 | 4.70 | 58.68 | 4:51.98 |
| Blondel    | 11.03 | 7.20 | 13.15 | 1.94 | 48.43 | 14.49 | 39.16 | 4.80 | 55.40 | 4:30.56 |
| Kaneko     | 11.33 | 7.18 | 13.49 | 1.94 | 50.19 | 15.17 | 43.76 | 4.50 | 60.84 | 4:37.86 |
| Scott      | 11.01 | 6.82 | 12.31 | 1.97 | 48.15 | 15.46 | 39.14 | 4.50 | 61.78 | 4:27.13 |
| Trefny     | 11.41 | 6.59 | 13.93 | 1.91 | 49.31 | 15.00 | 41.36 | 4.30 | 60.84 | 4:16.95 |
| Warming    | 11.28 | 6.90 | 13.28 | 1.85 | 48.84 | 15.02 | 42.06 | 4.40 | 53.02 | 4:21.79 |
| Karan      | 11.32 | 6.79 | 13.06 | 1.94 | 49.53 | 15.37 | 47.16 | 4.20 | 52.38 | 4:30.03 |
| Kasapoğlu  | 11.14 | 6.85 | 12.62 | 1.94 | 50.90 | 15.50 | 40.90 | 4.40 | 48.22 | 4:41.62 |
| Muzzio     | 11.41 | 6.80 | 16.62 | 1.97 | 51.42 | 15.33 | 50.06 | 4.70 | 56.00 | DNF     |
| Johnson    | 11.16 | 6.65 | 14.61 | 1.97 | 50.78 | 15.07 | 46.56 | NM   | 68.08 | DNF     |
| Baffi      | 11.27 | 6.98 | 12.35 | 1.94 | 50.00 | 15.93 | 38.70 | NM   | 39.44 | 4:54.15 |
| Medved     | 11.25 | 7.26 | 16.17 | 2.00 | 50.33 | 14.96 | 49.94 | NM   | DNS   |         |
| Dagård     | 10.88 | 7.29 | 13.19 | 1.97 | 48.29 | 14.96 | 41.16 | DNS  |       |         |
| da Silva   | 11.16 | 7.12 | 14.39 | 1.94 | 51.18 | DNF   | DNS   |      |       |         |
| Vi         | 11.34 | 6.15 | NM    | 1.82 | DQ    | DNS   |       |      |       |         |
| Szabó      | 11.06 | NM   | DNS   |      |       |       |       |      |       |         |

## Stuttgart 1993

## (Aug 19/20)

|    |                   |     |      |
|----|-------------------|-----|------|
| 1, | Dan O'Brien       | USA | 8817 |
| 2, | Eduard Hämäläinen | BLR | 8724 |
| 3, | Paul Meier        | GER | 8548 |
| 4, | Christian Schenk  | GER | 8500 |
| 5, | Alain Blondel     | FRA | 8444 |
| 6, | Christian Plaziat | FRA | 8398 |
| 7, | Steve Fritz       | USA | 8324 |
| 8, | Rob Muzzio        | USA | 8237 |

9, Michael Kohnle GER 8075; 10, Tomáš Dvořák CZE 8032; 11, Petri Keskitalo FIN 8000; 12, Indrek Kaseorg EST 7911; 13, Henrik Dagård SWE 7838; 14, Sebastian Levicq FRA 7783; 15, Ramil Ganiyev UZB 7734; 16, Ronald Blums LAT 7734; 17, Sándor Munkácsi HUN 7726; 18, Javier Brunet ESP 7547; 19, Alex Kruger GBR 7481; 20, Katsuhiko Matsuda JPN 7140; 21, Munehiro Kaneko JPN 6912; 22, Barry Walsh IRL 6632; Robert Robert Zmélík CZE DNF (3279); Dezső Szabó HUN DNF (3098); Michael Smith CAN DNF (863)

Once again O'Brien won with a brilliant score, but his winning margin was just 93 points over Hämäläinen, who became the seventh best scoring decathlete of all-time. The American's sprinting and long jumping on the first day were solid, but he was below his best in the shot and high jump, and ended the first day just four points in front of an inspired Meier.

Hämäläinen, fifth overnight, started day two sensationally with a world decathlon 110m hurdles best of 13.57. He followed this with personal bests in the next three events to come as close as 85 points to the leader. Meier fell back but stayed in medal contention.

The javelin saw O'Brien cushion his lead when he threw near to his best with 62.56. The Belarus record holder would have needed to beat O'Brien by 15 seconds in the 1500m. However, like O'Brien, Hämäläinen did not savour this event and clocked 4:39.24 to gain just four points on the American.

The decathletes all paid tribute to the crowds who followed this event with such great enthusiasm – 51,500 turned up for the first morning's events! "What a public," said the winner. "I wish we could have such a crowd back in the States."

#### Individual marks:

|            | 100   | LJ   | SP    | HJ   | 400   | 110h  | DT    | PV   | JT    | 1500    |
|------------|-------|------|-------|------|-------|-------|-------|------|-------|---------|
| O'Brien    | 10.57 | 7.99 | 15.41 | 2.03 | 47.46 | 14.08 | 47.92 | 5.20 | 62.56 | 4:40.08 |
| Hämäläinen | 10.72 | 7.05 | 15.49 | 2.09 | 47.64 | 13.57 | 49.26 | 5.30 | 61.88 | 4:39.34 |
| Meier      | 10.57 | 7.57 | 15.45 | 2.15 | 47.73 | 14.63 | 45.72 | 4.60 | 61.22 | 4:32.05 |
| Schenk     | 11.22 | 7.63 | 15.72 | 2.15 | 48.78 | 15.29 | 46.94 | 4.80 | 65.32 | 4:24.44 |
| Blondel    | 10.94 | 7.20 | 14.06 | 1.94 | 48.12 | 14.40 | 45.74 | 5.40 | 62.22 | 4:19.89 |
| Plaziat    | 10.80 | 7.50 | 14.47 | 2.09 | 47.91 | 14.36 | 41.74 | 5.00 | 56.96 | 4:26.31 |
| Fritz      | 10.83 | 7.52 | 13.87 | 2.03 | 48.40 | 13.99 | 41.62 | 4.90 | 57.68 | 4:23.56 |
| Muzzio     | 11.11 | 6.72 | 16.99 | 1.94 | 49.82 | 14.51 | 47.90 | 5.00 | 64.50 | 4:34.43 |
| Kohnle     | 11.16 | 7.40 | 14.34 | 2.00 | 50.17 | 14.51 | 44.70 | 5.00 | 62.10 | 4:47.95 |
| Dvořák     | 10.93 | 7.20 | 14.69 | 2.00 | 49.40 | 14.21 | 42.66 | 4.50 | 61.30 | 4:37.79 |
| Keskitalo  | 11.03 | 7.30 | 14.85 | 1.94 | 50.76 | 14.66 | 43.26 | 5.00 | 63.92 | 4:49.48 |
| Kaseorg    | 11.41 | 7.31 | 11.97 | 2.12 | 48.99 | 14.67 | 40.40 | 4.60 | 57.46 | 4:19.20 |
| Dagård     | 10.95 | 7.05 | 14.44 | 1.76 | 48.38 | 14.61 | 42.72 | 4.70 | 64.78 | 4:44.09 |
| Levičq     | 11.36 | 7.15 | 13.48 | 1.97 | 51.75 | 15.10 | 41.48 | 5.10 | 64.00 | 4:41.43 |
| Ganiyev    | 11.09 | 7.26 | 14.07 | 2.03 | 49.80 | 14.64 | 39.78 | 5.10 | 43.00 | 4:45.15 |
| Blums      | 11.32 | 7.15 | 12.96 | 1.97 | 50.55 | 14.67 | 39.12 | 5.00 | 57.16 | 4:33.59 |
| Munkácsi   | 11.12 | 7.08 | 13.36 | 1.94 | 48.71 | 14.60 | 41.02 | 4.50 | 51.04 | 4:21.97 |
| Brunet     | 11.16 | 6.88 | 12.13 | 2.15 | 49.09 | 14.62 | 37.86 | 4.60 | 49.14 | 4:46.72 |
| Kruger     | 11.34 | 7.07 | 13.90 | 2.06 | 50.33 | 15.10 | 40.00 | 4.40 | 54.04 | 4:52.53 |
| Matsuda    | 11.30 | 7.03 | 12.39 | 1.97 | 49.68 | 14.61 | 38.32 | 4.40 | 43.40 | 5:03.56 |
| Kaneko     | 11.24 | NM   | 13.25 | 2.00 | 49.60 | 14.52 | 45.08 | 4.70 | 57.78 | 4:55.28 |
| Walsh      | 11.66 | 6.73 | 14.21 | 1.94 | 51.29 | 15.36 | 45.38 | NM   | 55.52 | 4:42.59 |
| Zmélík     | 10.78 | 7.41 | 13.21 | 1.97 | DNS   |       |       |      |       |         |
| Szabó      | 11.02 | 7.01 | 13.16 | 1.94 | DNS   |       |       |      |       |         |
| Smith      | 10.99 | NM   | DNS   |      |       |       |       |      |       |         |

### Gothenburg 1995

#### (Aug 6/7)

|                      |     |      |
|----------------------|-----|------|
| 1, Dan O'Brien       | USA | 8695 |
| 2, Eduard Hämäläinen | BLR | 8489 |
| 3, Michael Smith     | CAN | 8419 |
| 4, Erki Nool         | EST | 8268 |
| 5, Tomáš Dvořák      | CZE | 8236 |
| 6, Christian Plaziat | FRA | 8206 |
| 7, Lev Lobodin       | UKR | 8196 |
| 8, Chris Huffins     | USA | 8193 |

9, Sébastien Levičq FRA 8136; 10, Andrei Nazarov EST 8088; 11, Indrek Kaseorg EST 8042; 12, Alex Kruger GBR 7993; 13, Simon Poelman NZL 7969; 14, Robert Zmélík CZE 7963; 15, Jan Poděbradský CZE 7961; 16, Henrik Dagård SWE 7899; 17, Mirko Spada SUI 7744; 18, Rolf Schläfli SUI 7602; 19, Valeriy Belousov RUS 7235; Ramil Ganiyev UZB DNF (6518); Sebastian Chmara POL DNF (6209); Jon Arnar Magnússon ISL DNF (5662); Brian Brophy USA DNF (4937); Petri Keskitalo FIN DNF (4792w); Rojs Piziks LAT DNF (4637); Michael Kohnle GER DNF (3336); Thorsten Dauth GER DNF (3065); Antonio Peñalver ESP DNF (2498); Paul Meier GER DNF (2339); Alain Blondel FRA DNF (2282)

O'Brien was not at his best, but did not need to be in order to take his third world title. The American's first three events were poor, by his standards, and he was 107 points behind team-mate Huffins before the high jump. A win in that event took O'Brien into the lead which he held overnight. After the first day his score was 4528 from Huffins (4481) and Nool (4328). Fifth was Stuttgart runner-up Hämäläinen, who won the 400m with a personal best.

The Belarus decathlete continued to improve; his 110m hurdles run

moved him into third place and he was second after the discus. Hämäläinen was 139 points behind O'Brien after seven events, but that was as close as he, or anyone would get. O'Brien produced an excellent vault (5.20) and came close to his javelin best with 62.90. He could afford to relax in the 1500m.

Smith, silver medallist in Tokyo, came through for the bronze after Nool lost ground in the 110m hurdles and discus throw.

#### Individual marks:

|             | 100   | LJ    | SP    | HJ   | 400   | 110h   | DT    | PV   | JT    | 1500    |
|-------------|-------|-------|-------|------|-------|--------|-------|------|-------|---------|
| O'Brien     | 10.57 | 7.55  | 14.82 | 2.13 | 47.81 | 13.78  | 46.92 | 5.20 | 62.90 | 4:52.52 |
| Hämäläinen  | 10.90 | 7.31  | 15.71 | 1.95 | 47.05 | 13.73  | 49.96 | 5.10 | 55.88 | 4:41.01 |
| Smith       | 10.93 | 7.13  | 16.78 | 1.98 | 48.11 | 14.53  | 50.84 | 4.80 | 64.46 | 4:43.06 |
| Nool        | 10.71 | 7.83  | 13.55 | 1.98 | 48.22 | 15.21  | 40.40 | 5.40 | 62.70 | 4:48.35 |
| Dvorak      | 11.09 | 7.48w | 15.18 | 1.98 | 49.11 | 13.95w | 43.36 | 4.60 | 62.98 | 4:31.31 |
| Plaziat     | 10.93 | 7.27  | 14.29 | 2.04 | 48.60 | 14.12  | 42.76 | 5.00 | 55.30 | 4:32.33 |
| Lobodin     | 10.93 | 7.20  | 15.72 | 2.04 | 48.92 | 13.98w | 45.34 | 4.60 | 55.74 | 4:36.23 |
| Huffins     | 10.34 | 7.85  | 14.46 | 1.98 | 48.10 | 14.25  | 43.80 | 4.60 | 57.38 | 5:03.48 |
| Levičq      | 11.22 | 7.16  | 13.91 | 2.01 | 50.20 | 14.57  | 41.82 | 5.30 | 62.96 | 4:30.62 |
| Nazarov     | 10.95 | 7.35w | 13.34 | 2.07 | 49.46 | 14.23  | 43.42 | 4.80 | 58.94 | 4:41.39 |
| Kaseorg     | 11.44 | 7.13  | 14.26 | 2.01 | 48.59 | 14.32  | 42.56 | 4.50 | 60.86 | 4:16.99 |
| Kruger      | 11.19 | 7.14  | 14.43 | 2.10 | 50.08 | 14.82  | 42.98 | 4.80 | 57.30 | 4:33.28 |
| Poelman     | 11.04 | 7.13  | 15.59 | 1.95 | 50.66 | 14.44  | 44.24 | 4.70 | 58.28 | 4:36.34 |
| Zmélík      | 11.01 | 7.22  | 14.35 | 1.95 | 50.90 | 14.15  | 41.00 | 5.00 | 59.06 | 4:39.64 |
| Poděbradský | 10.75 | 6.99  | 13.53 | 1.83 | 46.90 | 14.21  | 40.98 | 4.70 | 50.96 | 4:12.52 |
| Dagård      | 10.66 | 7.25  | 15.02 | 1.80 | 47.53 | 14.02  | 43.24 | 4.50 | 57.06 | 4:56.59 |
| Spada       | 11.37 | 6.69  | 15.66 | 1.86 | 49.99 | 14.48  | 45.62 | 4.50 | 58.08 | 4:31.19 |
| Schläfli    | 11.15 | 6.74  | 13.91 | 1.89 | 47.86 | 15.06  | 40.28 | 4.30 | 60.42 | 4:33.82 |
| Belousov    | 11.21 | 7.04w | 13.70 | 2.13 | 49.86 | 14.18  | 41.56 | NM   | 62.42 | 4:33.55 |
| Ganiyev     | 10.94 | 7.07  | 14.52 | 2.07 | 48.45 | DQ     | 43.60 | 5.20 | 50.00 | DNS     |
| Chmara      | 11.53 | 7.30  | 14.03 | 2.07 | DQ    | 14.68  | 40.04 | 4.80 | 49.16 | DNS     |
| Magnússon   | 10.72 | 7.29  | 14.64 | 1.89 | DQ    | 14.14w | 41.46 | 4.40 | DNS   |         |
| Brophy      | 11.30 | 7.10w | 15.07 | 2.04 | 49.90 | DNF    | 49.08 | DNS  |       |         |
| Keskitalo   | 11.05 | 7.57w | 15.04 | 1.86 | 50.68 | DQ     | 43.44 | DNS  |       |         |
| Piziks      | 11.55 | 6.99  | 13.63 | 1.98 | 51.35 | 15.08  | DNS   |      |       |         |
| Kohnle      | 11.24 | 7.49  | 15.35 | 1.98 | DQ    | DNS    |       |      |       |         |
| Dauth       | 11.10 | 6.72  | 15.16 | 1.86 | DNS   |        |       |      |       |         |
| Peñalver    | 11.26 | 7.18w | 15.77 | DNS  |       |        |       |      |       |         |
| Meier       | 11.51 | 7.11  | 14.33 | DNS  |       |        |       |      |       |         |
| Blondel     | 11.14 | NM    | 13.88 | 1.92 | DNS   |        |       |      |       |         |

### Athens 1997

#### (Aug 5/6)

|                      |     |      |
|----------------------|-----|------|
| 1, Tomáš Dvořák      | CZE | 8837 |
| 2, Eduard Hämäläinen | FIN | 8730 |
| 3, Frank Busemann    | GER | 8652 |
| 4, Steve Fritz       | USA | 8463 |
| 5, Ramil Ganiyev     | UZB | 8445 |
| 6, Erki Nool         | EST | 8413 |
| 7, Stefan Schmid     | GER | 8360 |
| 8, Michael Smith     | CAN | 8307 |

9, Roman Šebrle CZE 8232; 10, Klaus Isekenmeier GER 8180; 11, Indrek Kaseorg EST 8140; 12, Philipp Huber SUI 8107; 13, Cédric Lopez FRA 8047; 14, Marcel Dost NED 8040; 15, Javier Benet ESP 7929; 16, Prodromos Korkizoglou GRE 7867; 17, Victor Houston BAR 7777; 18, Mario Anibal POR 7768; 19, Pierre-Alexandre Vial FRA 7708; 20, Oleg Veretelnikov UZB 7698; Chris Huffins USA DNF (7161); Jagan Hames AUS DNF (6026); Lev Lobodin RUS DNF (5762); Beniamino Poserina ITA DNF (5440); Robert Robert Zmélík CZE DNF (4931); Sebastian Chmara POL DNF (4389); Sébastien Levičq FRA DNF (3737); Jón Arnur Magnússon ISL DNF (3460); Jaime Peñas ESP DNF (3254); Shawn Wilbourn USA DNF (3190); Rojs Piziks LAT DNF (2995); Alper Kasapoğlu TUR DNF (2989); Doug Pirini NZL DNF (2482); Jack Rosendaal NED DNF (2251)

With Dan O'Brien electing not to challenge for a fourth world title the scene was set for the crowning of the first new champion in a decade. The honour fell to Dvořák, and what a deserving successor he proved to be as he piled up history's fourth highest score of 8837. Tenth in 1993 and fifth in 1995, the Atlanta Olympic bronze medallist set personal bests in the 100m, shot and 400m on the first day but still trailed Huffins, 4548 to 4527, with Busemann (4446) and Hämäläinen (4435) next, the latter now representing Finland after twice finishing runner-up in this event for Belarus.

Dvořák took the lead at the start of day two thanks to a formidable hurdles personal best of 13.61 but Huffins regained the advantage with a much better discus mark. The pole vault saw another change as Hämäläinen went into a 64 point lead over Dvořák with Huffins now third, and three fouls in the javelin spelt the end of the American's

hopes. The javelin was, however, the key to Dvořák's success; a lifetime best of 70.34 not only propelled him into a 96-point lead over Hämäläinen but a nine-event score of 8127 put him within sight of O'Brien's world record of 8891. He needed a 1500m time of 4:27.13 as against a pb of 4:29.69, but the Czech settled for 4:35.40. Had he not eased off he might have broken Daley Thompson's European record of 8847. Busemann finished a safe third with Fritz soaring from 13th to 4th on the second day.

**Individual marks:**

|              | 100   | LJ    | SP    | HJ   | 400   | 110h  | DT    | PV   | JT    | 1500    |
|--------------|-------|-------|-------|------|-------|-------|-------|------|-------|---------|
| Dvořák       | 10.60 | 7.64  | 16.32 | 2.00 | 47.56 | 13.61 | 45.16 | 5.00 | 70.34 | 4:35.40 |
| Hämäläinen   | 10.81 | 7.56  | 15.71 | 1.97 | 46.71 | 13.74 | 50.50 | 5.20 | 59.82 | 4:37.10 |
| Busemann     | 10.76 | 7.96  | 13.53 | 2.09 | 48.32 | 13.55 | 45.56 | 5.00 | 63.92 | 4:29.27 |
| Fritz        | 10.96 | 7.30  | 14.41 | 2.00 | 48.70 | 14.08 | 48.88 | 5.00 | 65.24 | 4:31.14 |
| Ganiyev      | 10.94 | 7.58  | 14.76 | 2.06 | 48.34 | 14.34 | 46.04 | 5.30 | 55.14 | 4:36.78 |
| Nool         | 10.67 | 7.37  | 14.33 | 1.91 | 46.99 | 14.66 | 43.20 | 5.40 | 65.84 | 4:42.98 |
| Schmid       | 10.93 | 7.58  | 14.58 | 1.97 | 48.14 | 14.49 | 44.38 | 5.00 | 67.46 | 4:43.20 |
| Smith        | 11.04 | 7.25  | 17.54 | 2.03 | 49.67 | 14.68 | 47.80 | 4.80 | 65.58 | 4:54.99 |
| Šebrle       | 10.91 | 7.71w | 14.33 | 2.09 | 48.16 | 14.32 | 43.32 | 4.20 | 64.76 | 4:40.31 |
| Isekenmeier  | 11.05 | 7.56  | 14.28 | 1.91 | 48.56 | 14.40 | 47.88 | 4.60 | 65.84 | 4:42.54 |
| Kaseorg      | 11.39 | 7.16  | 13.87 | 2.03 | 48.66 | 14.49 | 41.64 | 4.90 | 63.34 | 4:20.82 |
| Huber        | 11.08 | 7.18  | 14.29 | 1.85 | 48.00 | 14.65 | 44.88 | 5.00 | 58.22 | 4:20.90 |
| Lopez        | 11.21 | 7.13  | 13.48 | 2.09 | 48.88 | 14.75 | 40.96 | 4.60 | 64.88 | 4:25.96 |
| Dost         | 10.97 | 7.45  | 13.61 | 1.91 | 47.99 | 14.49 | 42.42 | 5.20 | 51.80 | 4:36.68 |
| Benet        | 11.04 | 7.19  | 13.66 | 2.03 | 48.49 | 14.56 | 43.30 | 4.50 | 55.92 | 4:33.65 |
| Korkizoglou  | 10.77 | 7.29  | 13.28 | 2.00 | 49.59 | 14.47 | 44.46 | 4.80 | 54.94 | 4:58.44 |
| Houston      | 10.72 | 7.57  | 12.82 | 2.03 | 47.91 | 13.92 | 33.56 | 5.00 | 62.10 | 4:32.30 |
| Anibal       | 11.09 | 7.03w | 14.57 | 2.03 | 49.73 | 15.28 | 44.28 | 4.60 | 53.70 | 4:39.65 |
| Vial         | 11.02 | 7.11  | 13.35 | 1.88 | 48.87 | 14.83 | 43.26 | 4.80 | 53.70 | 4:42.29 |
| Veretelnikov | 11.10 | 7.32  | 13.93 | 1.85 | 48.85 | 15.39 | 39.70 | 4.40 | 60.28 | 4:25.68 |
| Huffins      | 10.39 | 7.85  | 15.28 | 2.06 | 49.05 | 14.04 | 49.22 | 4.60 | NM    | DNS     |
| Hames        | 11.11 | 7.27  | 14.08 | 2.24 | 49.92 | 14.36 | 46.68 | DNS  |       |         |
| Lobodin      | 11.07 | 7.07  | 15.00 | 1.94 | 49.02 | 14.38 | 44.78 | DNS  |       |         |
| Poserina     | 11.10 | 6.93  | 14.04 | 1.91 | 49.99 | 14.56 | 48.42 | DNS  |       |         |
| Změlík       | 10.84 | 7.28  | 14.38 | 1.97 | 49.39 | DNF   | DNS   |      |       |         |
| Chmara       | 11.17 | 7.56  | 15.21 | 2.12 | 48.24 | DNS   |       |      |       |         |
| Levicq       | 11.25 | 7.01  | 13.58 | 1.94 | 53.43 | DNS   |       |      |       |         |
| Magnússon    | 10.61 | 7.42  | 15.05 | 2.00 | DNS   |       |       |      |       |         |
| Peñas        | 11.08 | 7.16  | 15.33 | 1.94 | DNS   |       |       |      |       |         |
| Wilbourn     | 10.88 | 6.94  | 14.85 | 1.91 | DNS   |       |       |      |       |         |
| Piziks       | 11.77 | 6.79  | 14.05 | 2.00 | DNS   |       |       |      |       |         |
| Kasapoğlu    | 11.28 | 6.91  | 13.99 | 1.85 | DNS   |       |       |      |       |         |
| Pirini       | 10.93 | 7.17  | 14.38 | NH   | DNS   |       |       |      |       |         |
| Rosendaal    | 11.27 | 6.94  | 12.73 | DNS  |       |       |       |      |       |         |

**Seville 1999****(Aug 24/25)**

|  |     |      |
|--|-----|------|
| 1, Tomáš Dvořák  | CZE | 8744 |
| 2, Dean Macey  | GBR | 8556 |
| 3, Chris Huffins   | USA | 8547 |
| 4, Sébastien Levicq  | FRA | 8524 |
| 5, Lev Lobodin   | RUS | 8494 |
| 6, Wilfrid Boulineau   | FRA | 8154 |
| 7, Henrik Dagård   | SWE | 8150 |
| 8, Dan Steele  | USA | 8130 |
| 9, David Mewes GER 8089; 10, Attila Zsvivótzky HUN 8019; 11, Oleg Veretelnikov UZB 7853; 12, Indrek Kaseorg EST 7851; 13, Pródromos Korkizoglou GRE 7850; 14, Erki Nool EST 7568; 15, Aki Heikkinen FIN 7536; 16, Francisco Javier Benet ESP 7529; Tom Pappas USA DNF (5895); Chiel Warners NED DNF (5829); Trond Høyby NOR DNF (5506); Roman Šebrle CZE DNF (4621); Klaus Isekenmeier GER DNF (3183); Benjamin Jensen NOR DNF (2391); Thomas Tebbich AUT DNF (2387); Frank Busemann GER DNF (1850); Jón Arnar Magnússon ISL DNF (874) |     |      |

Defending champion Dvořák started brilliantly with his second fastest 100m and a long jump personal best, but he fell behind his corresponding world record marks in the shot, high jump and 400m to end the day with 4582 as against 4645 during his 8994 score the previous month. The revelation was Britain's 21 year-old Macey, whose personal best had leapt in May from 7480 (when second in the 1996 World Juniors) to 8347. Finishing with a 46.72 400m, astonishing for a man whose best before May was 50.41, he achieved a first day score of 4546 (114 up on his previous highest) for second, ahead of Huffins 4462, Nool 4416 and Lobodin 4356.

Dvořák increased his lead to 113 after a snappy hurdles but Macey was still on a roll as he improved to 14.36. Huffins overtook Macey for second following the discus, and despite overcoming a broken pole and yet raising his best to 4.60 the Briton was back to fourth after eight

events. Dvořák, well below form in the vault, led with 7172 but Huffins was close at 7148, followed by Lobodin 7075 and Macey 7008. European Champion Nool failed his opening height. Dvořák scored big points in the javelin, while Macey – reduced to one attempt because of an elbow injury – threw a personal best. Scores after nine events: Dvořák 8063, Huffins 7951, Macey 7807, Lobodin 7785, Levicq 7758. Dvořák's title was safe but the 1500 would decide the other medals. Macey produced yet another pb and jumped to second. Huffins held on to third ahead of Levicq who rose 10 places with an exceptional second day score of 4380, the highest ever such total at a World Championships.

**Individual marks:**

|              | 100   | LJ   | SP    | HJ   | 400   | 110h  | DT    | PV   | JT    | 1500    |
|--------------|-------|------|-------|------|-------|-------|-------|------|-------|---------|
| Dvořák       | 10.60 | 7.98 | 16.49 | 2.00 | 48.42 | 13.75 | 46.26 | 4.60 | 70.11 | 4:39.87 |
| Macey        | 10.69 | 7.48 | 15.14 | 2.12 | 46.72 | 14.35 | 43.78 | 4.60 | 64.03 | 4:29.31 |
| Huffins      | 10.43 | 7.67 | 15.67 | 2.00 | 49.04 | 13.98 | 49.48 | 4.80 | 64.35 | 4:53.83 |
| Levicq       | 11.05 | 7.52 | 14.22 | 2.00 | 50.13 | 14.48 | 44.65 | 5.50 | 69.01 | 4:26.81 |
| Lobodin      | 10.80 | 7.40 | 16.13 | 2.03 | 49.23 | 14.04 | 47.04 | 5.10 | 58.13 | 4:35.50 |
| Boulineau    | 11.02 | 7.35 | 13.52 | 2.03 | 49.75 | 14.57 | 43.43 | 4.80 | 63.61 | 4:26.74 |
| Dagård       | 10.77 | 7.06 | 14.95 | 1.97 | 47.88 | 14.35 | 42.35 | 4.80 | 64.77 | 4:47.99 |
| Steele       | 10.84 | 6.75 | 14.12 | 1.91 | 47.04 | 14.50 | 50.35 | 4.50 | 65.50 | 4:38.03 |
| Mewes        | 11.25 | 7.43 | 14.87 | 2.03 | 49.87 | 14.63 | 44.49 | 4.60 | 63.04 | 4:35.97 |
| Zsvivótzky   | 11.22 | 7.05 | 14.05 | 2.12 | 48.56 | 15.24 | 42.64 | 4.60 | 60.36 | 4:24.59 |
| Veretelnikov | 10.98 | 7.10 | 13.85 | 1.85 | 48.92 | 14.89 | 42.12 | 4.60 | 64.43 | 4:32.18 |
| Kaseorg      | 11.34 | 7.03 | 14.03 | 1.91 | 49.28 | 14.56 | 43.30 | 4.80 | 64.38 | 4:44.07 |
| Korkizoglou  | 10.68 | 7.08 | 14.73 | 2.03 | 49.10 | 14.44 | 43.16 | 4.90 | 54.97 | 5:23.02 |
| Nool         | 10.72 | 7.85 | 14.23 | 1.97 | 47.13 | 14.47 | 43.12 | NH   | 70.22 | 4:50.52 |
| Heikkinen    | 11.16 | 7.07 | 13.98 | 1.94 | 49.79 | 14.94 | 36.60 | 4.40 | 67.75 | 5:03.12 |
| Benet        | 10.93 | 7.22 | 13.96 | 2.00 | 48.18 | 14.07 | 44.30 | 4.90 | 61.52 | DNF     |
| Pappas       | 11.24 | 7.19 | 14.31 | 2.12 | 48.95 | 14.16 | 44.08 | NH   | DNS   |         |
| Warners      | 10.76 | 7.47 | 14.34 | 2.03 | 47.71 | 15.02 | 38.65 | DNS  |       |         |
| Høyby        | 11.31 | 6.85 | 14.52 | 2.03 | 50.11 | DQ    | 43.88 | 4.60 | NM    | DNS     |
| Šebrle       | 10.93 | 7.65 | 14.44 | 2.03 | 48.08 | DNF   | 20.51 | DNS  |       |         |
| Isekenmeier  | 11.16 | 7.20 | 15.16 | 1.88 | DNS   |       |       |      |       |         |
| Jensen       | 10.88 | 7.00 | 13.35 | NH   |       |       |       |      |       |         |
| Tebich       | 10.90 | 6.85 | 13.96 | DNS  |       |       |       |      |       |         |
| Busemann     | 10.87 | 7.60 | DNS   |      |       |       |       |      |       |         |
| Magnússon    | 10.94 | DNS  |       |      |       |       |       |      |       |         |

**Edmonton 2001****(Aug 6/7)**

|   |     |      |
|---|-----|------|
| 1, Tomáš Dvořák   | CZE | 8902 |
| 2, Erki Nool  | EST | 8815 |
| 3, Dean Macey   | GBR | 8603 |
| 4, Attila Zsvivótzky  | HUN | 8371 |
| 5, Lev Lobodin  | RUS | 8352 |
| 6, Jiří Ryba  | CZE | 8332 |
| 7, Stefan Schmid  | GER | 8307 |
| 8, Laurent Hernu  | FRA | 8280 |
| 9, Aleksandr Yurkov UKR 8264; 10, Roman Šebrle CZE 8174; 11, Mike Nolan CAN 8169; 12, Mario Anibal POR 8155; 13, Zsolt Kürtösi HUN 8097; 14, Benjamin Jensen NOR 8090; 15, Phil McMullen USA 8079; 16, Chiel Warners NED 7916; 17, Kip Janvrin USA 7905; Sebastian Knabe GER DNF (6394); Bryan Clay USA DNF (5725); Jón Arnar Magnússon ISL DNF (2933); Klaus Ambrosch AUT DNF (2253); Eduard Hämäläinen FIN DNF (1692) |     |      |

In May 2001 in Götzis, Šebrle had raised the world record score to an historic 9026. Sadly, he arrived in Edmonton with injuries to his calf and groin and was never in the hunt for medals. However, the gold stayed in Czech hands because Dvořák again produced his best form at the World Championships.

Dvořák had a great start, placing a close second to Nool in the 100m then winning the long jump (pb 8.07) and shot. Seville runner-up Macey won the high jump (pb 2.15) and then had a terrific duel with Nool in his 400m race. Both smashed their previous bests with the Briton winning 46.21 to 46.23. Macey led by one point overnight, but that advantage was swept aside by Dvořák's 13.80 hurdles win which put him close to the pace required for a world record score. Nool overtook Macey thanks to a 5.40 pole vault, and the Briton lost further ground in the javelin, where he was hampered by a sore arm. Dvořák vaulted a personal best and won the javelin, but a world record score was out of range before the 1500m. However, the placings of him, Nool and Macey were never likely to be affected by the final event, in which Dvořák had a cushion of almost 20 seconds.







## Osaka 2007

## Final Standings (Aug 31/Sep 1)

|     |                       |     |            |
|-----|-----------------------|-----|------------|
| 1,  | Roman Šebrle          | CZE | 8676       |
| 2,  | Maurice Smith         | JAM | 8644       |
| 3,  | Dmitriy Karpov        | KAZ | 8586       |
| 4,  | Aleksey Drozdov       | RUS | 8475       |
| 5,  | André Niklaus         | GER | 8371       |
| 6,  | Aleksey Sysoyev       | RUS | 8357       |
| 7,  | Romain Barras         | FRA | 8262       |
| 8,  | Yordani García        | CUB | 8257       |
| 9,  | Arthur Abele          | GER | 8243       |
| 10, | Paul Terek            | USA | 8120       |
| 11, | Hans van Alphen       | BEL | 8034       |
| 12, | Attila Zsviczky       | HUN | 8017       |
| 13, | Jake Arnold           | USA | 8004       |
| 14, | Aleksandr Parkhomenko | BLR | 7984       |
| 15, | François Gourmet      | BEL | 7974       |
| 16, | Andres Raja           | EST | 7794       |
| 17, | Agustín Félix         | ESP | 7749       |
| 18, | Alberto Juantorena    | CUB | 7657       |
| 19, | Hiromasa Tanaka       | JPN | 7629       |
| 20, | Josef Karas           | CZE | 7625       |
| 21, | Kim Kun-Woo           | KOR | 7531       |
| 22, | Norman Müller         | GER | 7344       |
| 23, | Hans Olav Uldal       | NOR | 6698       |
| 24, | Hamdi Dhouibi         | TUN | DNF (6452) |
| 25, | Carlos Eduardo Chinin | BRA | DNF (5692) |
| 26, | Tom Pappas            | USA | DNF (5221) |
| 27, | Eugene Martineau      | NED | DNF (3960) |
| 28, | Bryan Clay            | USA | DNF (3558) |
| 29, | Andrey Kravchenko     | BLR | DNF (955)  |
| 30, | Vitaliy Smirnov       | UZB | DNF (0)    |

Clay, Šebrle, and newcomer Kravchenko were expected to battle for the medals, but while Clay started excellently in defense of his title, running 10.44, the Belarusian suffered a disaster. Clearly unaware of the rule change whereby decathletes were no longer allowed two false starts, the shell-shocked Kravchenko was ejected from the competition after breaking twice in his 100m heat.

The first event was won impressively by the American in 10.44. Clay extended his lead after two events to 79 points over Smith, after another victory at 7.65. Kravchenko showed what might have been with a 7.58 jump before withdrawing. Šebrle cleared 7.56 and moved from 15th to fourth. While Clay threw a good 15.92 in the shot, he was overtaken by Smith who reached a magnificent 17.32. Just 32 points separated Smith, Šebrle (who jumped 2.12) and Clay after the high jump, but Clay had to withdraw injured while attempting 2.00.

Smith continued to compete well, and by the time the javelin began he had scored 7280, with Šebrle in third place with 7059, behind Karpov. The Czech then threw 71.18, almost 18m better than the Jamaican to gain 265 points on Smith and take a lead of 44. Šebrle stayed within two seconds of Smith in the 1500m to win by 32 points from the Jamaican's national record 8644. Behind the two principals, Karpov had a seasonal best of 8586 to head off Drozdov's lifetime best of 8475.

## Individual marks:

|             | 100   | LJ   | SP    | HJ   | 400   | 110h  | DT    | PV   | JT    | 1500    |
|-------------|-------|------|-------|------|-------|-------|-------|------|-------|---------|
| Šebrle      | 11.04 | 7.56 | 15.92 | 2.12 | 48.80 | 14.33 | 48.75 | 4.80 | 71.18 | 4:35.32 |
| Smith       | 10.62 | 7.50 | 17.32 | 1.97 | 47.48 | 13.91 | 52.36 | 4.80 | 53.61 | 4:33.52 |
| Karpov      | 10.70 | 7.19 | 16.08 | 2.06 | 47.44 | 14.03 | 48.95 | 5.00 | 59.84 | 4:39.68 |
| Drozdov     | 10.97 | 7.25 | 16.49 | 2.12 | 50.00 | 14.76 | 48.62 | 5.00 | 63.51 | 4:36.93 |
| Niklaus     | 11.12 | 7.42 | 14.12 | 2.06 | 49.40 | 14.51 | 44.48 | 5.30 | 63.28 | 4:32.50 |
| Sysoyev     | 10.80 | 7.01 | 16.16 | 2.03 | 48.42 | 14.59 | 49.76 | 4.90 | 57.75 | 4:36.16 |
| Barras      | 11.36 | 7.13 | 15.03 | 2.00 | 49.32 | 14.36 | 44.51 | 5.00 | 65.74 | 4:25.75 |
| García      | 10.73 | 7.15 | 14.94 | 2.09 | 49.25 | 14.08 | 42.91 | 4.70 | 68.74 | 4:55.42 |
| Abele       | 10.87 | 7.17 | 13.58 | 2.00 | 48.58 | 13.92 | 41.28 | 4.70 | 65.24 | 4:21.69 |
| Terek       | 10.95 | 7.26 | 14.81 | 2.00 | 49.34 | 15.10 | 44.81 | 5.20 | 55.96 | 4:37.38 |
| van Alphen  | 11.11 | 7.35 | 14.67 | 1.88 | 48.52 | 14.77 | 44.30 | 4.30 | 65.71 | 4:22.50 |
| Zsviczky    | 11.44 | 7.00 | 15.13 | 2.09 | 50.58 | 14.82 | 46.80 | 4.80 | 59.63 | 4:35.55 |
| Arnold      | 11.14 | 6.86 | 14.73 | 2.06 | 49.02 | 14.72 | 43.70 | 5.10 | 56.01 | 4:43.58 |
| Parkhomenko | 11.29 | 6.92 | 15.98 | 1.94 | 51.16 | 14.93 | 44.86 | 4.70 | 69.14 | 4:34.63 |
| Gourmet     | 10.67 | 7.15 | 13.74 | 1.85 | 47.98 | 15.02 | 39.87 | 5.00 | 57.73 | 4:25.51 |
| Raja        | 10.92 | 7.42 | 14.26 | 1.85 | 48.89 | 14.51 | 37.07 | 4.70 | 60.34 | 4:45.83 |
| Félix       | 11.17 | 7.12 | 13.29 | 2.03 | 52.08 | 14.75 | 43.67 | 5.00 | 56.69 | 4:48.27 |
| Juantorena  | 11.13 | 7.43 | 13.54 | 2.08 | 50.37 | 14.97 | 41.69 | 4.20 | 56.28 | 4:50.69 |
| Tanaka      | 11.05 | 6.78 | 11.92 | 1.88 | 48.59 | 15.53 | 41.65 | 5.10 | 59.59 | 4:40.04 |
| Karas       | 11.12 | 7.44 | 13.23 | 1.94 | 50.60 | 15.17 | 45.58 | 4.40 | 49.28 | 4:31.21 |
| Kim         | 11.29 | 7.12 | 12.83 | 1.91 | 48.99 | 14.89 | 36.23 | 4.80 | 44.79 | 4:16.16 |
| Müller      | 10.90 | 7.44 | 15.18 | 1.97 | 47.58 | 14.71 | 40.99 | NH   | 58.93 | 4:30.38 |
| Uldal       | 11.21 | 6.93 | 13.65 | 1.82 | 50.70 | 27.24 | 45.31 | 4.50 | 61.63 | 4:44.91 |
| Dhouibi     | 10.93 | 7.05 | 13.40 | 1.82 | 47.59 | 14.49 | 44.37 | 4.70 | NM    |         |
| Chinin      | 10.83 | 7.26 | 12.72 | 2.03 | 48.18 | 14.50 | 38.06 | NH   |       |         |
| Pappas      | 10.96 | 7.44 | 16.31 | 2.04 | 49.22 | 14.84 | DNF   |      |       |         |
| Martineau   | 11.25 | 7.13 | 13.69 | 2.00 | 50.38 | DNF   |       |      |       |         |
| Clay        | 10.44 | 7.65 | 15.51 | 1.97 | DNF   |       |       |      |       |         |
| Kravchenko  | DQ    | 7.58 | DNF   |      |       |       |       |      |       |         |
| Smirnov     | DNF   |      |       |      |       |       |       |      |       |         |

## Berlin 2009

## Final Standings (Aug 19/20)

|     |                     |     |            |
|-----|---------------------|-----|------------|
| 1,  | Trey Hardee         | USA | 8790       |
| 2,  | Leonel Suárez       | CUB | 8640       |
| 3,  | Aleksandr Pogorelov | RUS | 8528       |
| 4,  | Aleksey Kasyanov    | UKR | 8479       |
| 5,  | Aleksey Sysoyev     | RUS | 8454       |
| 6,  | Pascal Behrenbruch  | GER | 8439       |
| 7,  | Nicklas Wiberg      | SWE | 8406       |
| 8,  | Yordani García      | CUB | 8387       |
| 9,  | Yunior Díaz         | CUB | 8357       |
| 10, | Andrey Kravchenko   | BLR | 8281       |
| 11, | Roman Šebrle        | CZE | 8266       |
| 12, | Romain Barras       | FRA | 8204       |
| 13, | Larbi Bouraada      | ALG | 8171       |
| 14, | Willem Coertzen     | RSA | 8146       |
| 15, | Andres Raja         | EST | 8119       |
| 16, | Norman Müller       | GER | 8096       |
| 17, | Vasiliy Kharlamov   | RUS | 8065       |
| 18, | Ashton Eaton        | USA | 8061       |
| 19, | Eugene Martineau    | NED | 8055       |
| 20, | Ingmar Vos          | NED | 8009       |
| 21, | Dmitriy Karpov      | KAZ | 7952       |
| 22, | Nadir El Fassi      | FRA | 7922       |
| 23, | Brent Newdick       | NZL | 7915       |
| 24, | Jake Arnold         | USA | 7837       |
| 25, | Daniel Almgren      | SWE | 7803       |
| 26, | Daisuke Ikeda       | JPN | 7788       |
| 27, | Moritz Cleve        | GER | 7777       |
| 28, | Yevgen Nikitin      | UKR | 7710       |
| 29, | Mateo Sossah        | FRA | 7682       |
| 30, | Simon Walter        | SUI | 7649       |
| 31, | Attila Szabó        | HUN | 7610       |
| 32, | Agustín Félix       | ESP | 7539       |
| 33, | Mikk-Mihkel Arro    | EST | 7528       |
| 34, | Atis Vaisjūns       | LAT | 7507       |
| 35, | Eelco Sintnicolaas  | NED | DNF (2993) |
| 36, | Mikk Pahapill       | EST | DNF (1610) |
| 37, | Roland Schwarzl     | AUT | DNF (713)  |
| 38, | Maurice Smith       | JAM | DNF (0)    |

The pre-season favourite had been Bryan Clay, but the reigning World and Olympic Champion was injured. His replacement as the US number one, Hardee, literally led from the gun, winning the 100m in 10.45, and followed this with personal bests in the long jump and shot put. Hardee led by just 25 points from Kasyanov at this point, but then the Ukrainian outjumped Hardee 2.05 to 1.99, and then ran 47.85 to Hardee's 48.13. So Kasyanov led the end of a day which finished at 22:30, with 4555 to 4512 of Díaz and Hardee 4511. Díaz's performance had featured an excellent 46.15 in the 400m, a World Championship record for the decathlon.

Hardee began the second day with 13.86 when no-one else was quicker than 14.08. That put him back in the lead for good. By the time the last event began, the American was 264 points ahead of Pogorelov with 8165, thanks to a 5.20 vault and a personal best by nearly four metres in the javelin (68.00). Kasyanov, conversely, had slipped to seventh. In the 1500m, Hardee preserved 150 points of his advantage, losing 21 seconds to Suárez, who climbed from sixth to second in the last two events which featured a World Championship decathlon javelin best by him of 75.19.

## Individual marks:

|             | 100   | LJ   | SP    | HJ   | 400   | 110h  | DT    | PV   | JT    | 1500    |
|-------------|-------|------|-------|------|-------|-------|-------|------|-------|---------|
| Hardee      | 10.45 | 7.83 | 15.33 | 1.99 | 48.13 | 13.86 | 48.08 | 5.20 | 68.00 | 4:58.91 |
| Suárez      | 11.13 | 7.24 | 15.20 | 2.11 | 48.00 | 14.45 | 44.71 | 5.00 | 75.19 | 4:27.25 |
| Pogorelov   | 10.95 | 7.49 | 16.65 | 2.08 | 50.27 | 14.19 | 48.46 | 5.10 | 63.95 | 4:48.70 |
| Kasyanov    | 10.63 | 7.80 | 15.72 | 2.05 | 47.85 | 14.44 | 46.70 | 4.80 | 49.00 | 4:24.52 |
| Sysoyev     | 10.85 | 6.87 | 16.17 | 2.02 | 49.32 | 14.97 | 53.03 | 5.10 | 64.55 | 4:34.97 |
| Behrenbruch | 10.92 | 7.09 | 15.77 | 2.02 | 48.72 | 14.24 | 48.06 | 4.80 | 69.72 | 4:39.45 |
| Wiberg      | 10.96 | 7.25 | 14.99 | 2.05 | 48.73 | 14.75 | 42.28 | 4.50 | 75.02 | 4:17.05 |
| García      | 10.60 | 7.05 | 15.15 | 2.08 | 48.34 | 14.08 | 44.40 | 4.70 | 69.37 | 4:49.45 |
| Díaz        | 10.66 | 7.72 | 14.54 | 2.02 | 46.15 | 14.56 | 43.52 | 4.60 | 60.09 | 4:40.58 |
| Kravchenko  | 11.18 | 7.62 | 13.96 | 2.11 | 48.77 | 14.13 | 42.24 | 4.90 | 60.71 | 4:37.77 |
| Šebrle      | 11.16 | 7.80 | 14.98 | 2.11 | 50.42 | 14.44 | 46.30 | 4.60 | 65.61 | 4:50.33 |
| Barras      | 11.14 | 7.04 | 14.78 | 1.99 | 49.66 | 14.27 | 45.62 | 5.00 | 61.24 | 4:27.04 |
| Bouraada    | 10.68 | 7.35 | 12.30 | 2.05 | 48.58 | 14.57 | 37.83 | 4.60 | 62.53 | 4:12.15 |
| Coertzen    | 10.89 | 7.32 | 13.16 | 2.02 | 48.63 | 14.26 | 42.40 | 4.70 | 65.46 | 4:32.57 |
| Raja        | 10.82 | 7.38 | 14.55 | 1.99 | 49.00 | 14.22 | 42.75 | 4.80 | 57.73 | 4:40.73 |
| Müller      | 11.01 | 7.35 | 14.93 | 1.99 | 48.20 | 14.59 | 41.21 | 4.80 | 57.40 | 4:33.02 |
| Kharlamov   | 11.22 | 7.38 | 14.95 | 1.93 | 49.44 | 14.83 | 46.24 | 5.00 | 59.93 | 4:41.54 |
| Eaton       | 10.53 | 7.85 | 12.26 | 2.02 | 47.75 | 14.28 | 37.15 | 5.00 | 50.87 | 4:45.03 |
| Martineau   | 11.18 | 7.41 | 12.66 | 1.99 | 50.26 | 14.91 | 44.94 | 4.80 | 70.14 | 4:35.27 |
| Vos         | 10.90 | 7.21 | 13.78 | 2.02 | 49.99 | 14.51 | 42.39 | 4.40 | 64.27 | 4:28.51 |
| Karpov      | 11.02 | 6.86 | 15.27 | 2.05 | 49.45 | 14.46 | 48.93 | 4.80 | 51.38 | 4:53.61 |
| El Fassi    | 11.12 | 7.26 | 13.62 | 1.99 | 51.35 | 14.90 | 42.25 | 4.80 | 57.65 | 4:16.51 |
| Newdick     | 11.11 | 7.42 | 14.35 | 1.99 | 50.10 | 14.82 | 43.60 | 4.80 | 51.52 | 4:30.57 |
| Arnold      | 11.01 | 6.73 | 13.97 | 1.96 | 49.07 | 14.40 | 43.23 | 4.70 | 57.37 | 4:35.93 |
| Almgren     | 10.92 | 7.29 | 13.43 | 1.99 | 47.68 | 15.14 | 34.33 | 4.30 | 56.69 | 4:13.47 |
| Ikeda       | 11.16 | 7.09 | 13.43 | 1.87 | 49.28 | 14.90 | 39.72 | 4.60 | 63.73 | 4:22.39 |
| Cleve       | 11.06 | 7.27 | 14.12 | 1.87 | 49.17 | 14.54 | 39.62 | 4.60 | 54.26 | 4:25.96 |
| Nikitin     | 11.05 | 6.92 | 14.69 | 1.93 | 49.50 | 14.87 | 42.71 | 4.60 | 54.73 | 4:40.12 |
| Sossah      | 11.57 | 7.04 | 11.97 | 2.05 | 49.60 | 14.83 | 41.25 | 4.40 | 59.67 | 4:20.10 |
| Walter      | 11.05 | 7.21 | 12.80 | 1.93 | 49.67 | 14.83 | 42.48 | 5.00 | 54.91 | 5:01.42 |
| Szabó       | 11.15 | 7.09 | 13.92 | 1.84 | 49.79 | 14.65 | 43.75 | 4.40 | 59.56 | 4:45.64 |
| Félix       | 11.32 | 7.19 | 13.23 | 2.08 | 52.41 | 14.80 | 42.81 | 4.90 | 50.10 | 5:00.50 |
| Arro        | 11.11 | 6.94 | 14.42 | 1.90 | 51.28 | 14.82 | 41.83 | 4.50 | 56.21 | 4:44.14 |
| Vaisjūns    | 11.27 | 6.94 | 14.07 | 1.99 | 49.88 | 15.27 | 42.02 | 4.40 | 57.50 | 4:52.08 |

|              | 100   | LJ   | SP    | HJ   | 400 |
|--------------|-------|------|-------|------|-----|
| Sintnicolaas | 11.05 | 7.16 | 12.80 | 1.81 | DNS |
| Pahapill     | 11.01 | NM   | 14.38 | DNS  |     |
| Schwarzl     | 11.69 | DNS  |       |      |     |
| Smith        | 29.42 | DNS  |       |      |     |

## Daegu 2011

### Final Standings (Aug 27/28)

|     |                         |     |            |
|-----|-------------------------|-----|------------|
| 1,  | Trey Hardee             | USA | 8607       |
| 2,  | Ashton Eaton            | USA | 8505       |
| 3,  | Leonel Suárez           | CUB | 8501       |
| 4,  | Aleksey Drozdov         | RUS | 8313       |
| 5,  | Eelco Sintnicolaas      | NED | 8298       |
| 6,  | Mihail Dudaš            | SRB | 8256       |
| 7,  | Pascal Behrenbruch      | GER | 8211       |
| 8,  | Jan Felix Knobel        | GER | 8200       |
| 9,  | Mikk Pahapill           | EST | 8164       |
| 10, | Larbi Bouraada          | ALG | 8158       |
| 11, | Romain Barras           | FRA | 8134       |
| 12, | Oleksiy Kasyanov        | UKR | 8132       |
| 13, | Thomas van der Plaetsen | BEL | 8069       |
| 14, | Roman Šebrle            | CZE | 8069       |
| 15, | Andres Raja             | EST | 7982       |
| 16, | Luiz Alberto de Araujo  | BRA | 7902       |
| 17, | Kim Kun-Woo             | KOR | 7860       |
| 18, | Damian Warner           | CAN | 7832       |
| 19, | Brent Newdick           | NZL | 7761       |
| 20, | Keisuke Ushiro          | JPN | 7639       |
| 21, | Dmitriy Karpov          | KAZ | 7550       |
| 22, | Ryan Harlan             | USA | 6761       |
| 23, | Willem Coertzen         | RSA | DNF (5740) |
| 24, | Maurice Smith           | JAM | DNF (5703) |
| 25, | Hadi Sepehrzad          | IRI | DNF (5596) |
| 26, | Darius Draudvila        | LTU | DNF (4934) |
| 27, | Yordani García          | CUB | DNF (4929) |
| 28, | Ingmar Vos              | NED | DNF (2534) |
| 29, | Jamie Adjetey-Nelson    | CAN | DNF (1731) |
| 30, | Rico Freimuth           | GER | DNF (899)  |

Hardee and Eaton – first and 18th respectively in Berlin – were way ahead of the field. Eaton had scored 8729 to win at the US Championships including a 4604 first day, but was not as near to his best in Daegu as was Hardee. So despite being 53 points behind Eaton overnight 4393 to 4446, the advantage lay with Hardee, always good on the second day.

As projected, Hardee edged ahead of Eaton after the discus throw and by the time the last event started, Hardee's lead was 244, with Suárez – another good second day performer – 32 ahead of Eaton. The Oregonian was too good for the Cuban, just making up the difference with his 4:18.94 to overtake Suárez by four points.

### Individual marks:

|              | 100   | LJ   | SP    | HJ   | 400   | 110h  | DT    | PV   | JT    | 1500    |
|--------------|-------|------|-------|------|-------|-------|-------|------|-------|---------|
| Hardee       | 10.55 | 7.45 | 15.09 | 2.02 | 48.37 | 13.97 | 49.89 | 4.80 | 68.99 | 4:45.68 |
| Eaton        | 10.46 | 7.46 | 14.44 | 2.02 | 46.99 | 13.85 | 46.17 | 4.60 | 55.17 | 4:18.94 |
| Suárez       | 11.07 | 7.33 | 14.54 | 2.05 | 49.17 | 14.29 | 46.25 | 5.00 | 69.12 | 4:24.16 |
| Drozdov      | 11.34 | 7.45 | 16.17 | 2.14 | 51.35 | 15.49 | 50.29 | 5.00 | 64.80 | 4:41.73 |
| Sintnicolaas | 10.76 | 7.29 | 14.13 | 1.93 | 48.35 | 14.42 | 42.23 | 5.20 | 61.07 | 4:25.40 |
| Dudaš        | 10.81 | 7.41 | 13.76 | 2.02 | 47.73 | 14.89 | 43.97 | 4.90 | 58.93 | 4:26.06 |
| Behrenbruch  | 11.08 | 6.80 | 16.01 | 1.93 | 49.90 | 14.33 | 48.56 | 4.90 | 48.56 | 4:36.64 |
| Knobel       | 11.18 | 7.30 | 16.06 | 1.96 | 49.46 | 14.92 | 47.93 | 4.70 | 68.42 | 4:43.12 |
| Pahapill     | 11.28 | 7.12 | 14.76 | 2.02 | 50.65 | 14.54 | 47.16 | 4.90 | 66.40 | 4:35.41 |
| Bouraada     | 10.88 | 7.35 | 12.30 | 2.05 | 48.58 | 14.56 | 37.84 | 4.90 | 59.00 | 4:14.97 |
| Barras       | 11.20 | 7.06 | 14.92 | 1.99 | 49.50 | 14.37 | 41.65 | 5.00 | 63.25 | 4:29.19 |
| Kasyanov     | 10.75 | 7.59 | 14.43 | 1.99 | 48.46 | 14.65 | 43.74 | 4.70 | 52.16 | 4:29.35 |
| vd Plaetsen  | 11.20 | 7.79 | 12.76 | 2.17 | 49.46 | 14.79 | 37.20 | 5.10 | 58.91 | 4:45.86 |
| Šebrle       | 11.25 | 7.30 | 15.20 | 2.05 | 51.18 | 14.75 | 46.93 | 4.80 | 67.28 | 4:56.50 |
| Raja         | 10.85 | 7.21 | 14.61 | 1.99 | 49.47 | 14.04 | 43.39 | 4.70 | 57.35 | 4:52.28 |
| de Araujo    | 10.71 | 6.74 | 14.77 | 1.90 | 48.48 | 14.25 | 46.46 | 4.70 | 54.38 | 4:47.29 |
| Kim          | 11.11 | 7.24 | 12.96 | 1.96 | 49.24 | 14.95 | 39.53 | 4.90 | 53.33 | 4:15.63 |
| Warner       | 10.56 | 7.35 | 13.26 | 2.02 | 50.12 | 14.19 | 41.71 | 4.50 | 54.61 | 4:54.37 |
| Newdick      | 11.00 | 7.31 | 13.75 | 1.96 | 49.95 | 14.86 | 45.65 | 4.50 | 55.69 | 4:47.30 |
| Ushiro       | 11.42 | 6.06 | 12.88 | 2.02 | 50.89 | 15.20 | 43.84 | 4.40 | 67.73 | 4:43.87 |
| Karpov       | 11.24 | 6.86 | 15.69 | 1.93 | 52.01 | 14.64 | 47.10 | 4.80 | 46.91 | 4:58.41 |
| Harlan       | 11.29 | 6.68 | 16.49 | 2.02 | 51.57 | 14.71 | 43.52 | NH   | 58.43 | 5:21.63 |
| Coertzen     | 11.16 | 7.37 | 13.48 | 2.02 | 49.20 | 14.48 | 43.13 | NH   | DNS   |         |
| Smith        | 10.98 | 7.06 | 15.15 | 1.93 | 50.27 | 14.68 | 45.63 | DNS  |       |         |
| Sepehrzad    | 11.19 | 6.65 | 15.65 | 1.90 | 50.92 | 14.95 | 50.06 | NH   | DNS   |         |
| Draudvila    | 10.90 | 7.19 | 14.81 | 1.96 | 50.55 | 14.93 | NM    | DNS  |       |         |
| García       | 10.85 | 6.56 | 14.93 | 2.02 | 49.64 | 14.70 | DNS   |      |       |         |
| Vos          | 10.82 | 7.41 | 13.86 | DNS  |       |       |       |      |       |         |
| A-Nelson     | 10.97 | 7.21 | DNS   |      |       |       |       |      |       |         |
| Freimuth     | 10.83 | NM   | NM    | DNS  |       |       |       |      |       |         |

## Moscow 2013

### Final Standings (Aug 10/11)

|    |                    |     |      |
|----|--------------------|-----|------|
| 1, | Ashton Eaton       | USA | 8809 |
| 2, | Michael Schrader   | GER | 8670 |
| 3, | Damian Warner      | CAN | 8512 |
| 4, | Kevin Mayer        | FRA | 8446 |
| 5, | Eelco Sintnicolaas | NED | 8391 |

|    |                |     |      |
|----|----------------|-----|------|
| 6, | Carlos Chinin  | BRA | 8388 |
| 7, | Rico Freimuth  | GER | 8382 |
| 8, | Ilya Shkurenov | RUS | 8370 |

9, Willem Coertzen RSA 8343; 10, Leonel Suárez CUB 8317; 11, Pascal Behrenbruch GER 8316; 12, Andrey Kravchenko BLR 8314; 13, Gunnar Nixon USA 8312; 14, Mihail Dudaš SRB 8275; 15, Thomas van der Plaetsen BEL 8255; 16, Artem Lukyanenko RUS 8177; 17, Mikk Pahapill EST 8170; 18, Eduard Mikhan BLR 7968; 19, Maicel Uibo EST 7850; 20, Sergey Sviridov RUS 7843; 21, Pelle Rietveld NED 7840; 22, Keisuke Ushiro JPN 7751; 23, Brent Newdick NZL 7744; 24, Marcus Nilsson SWE 7540; 25, Gaël Quérin FRA 6846; Ali Kamé MAD DNF (6569); Ingmar Vos NED DNF (5612); Oleksiy Kasyanov UKR DNF (4012); Kurt Felix GRN DNF (3272); Román Gastaldi ARG DNF (3018); Trey Hardee USA DNF (2634); Jeremy Taiwo USA DNF (2479); Dmitriy Karpov KAZ DNF (2312)

By the time of the Moscow championships, Daegu silver medallist Ashton was world record holder an Olympic Champion. He won the 100m in 10.35 but was below par (by his standards) in the long jump, shot put and high jump. At this point he was in third place with 3495 behind Nixon (3611) and Schrader (3501). A sharp lecture from his coach Harry Marra led to a 46.02 400m race, the quickest ever in a World Championship Decathlon. That gave Eaton a small lead (4502-4493) from Nixon overnight.

Schrader was third with 4427, just ahead of Canada's Warner. Eaton opened up the second day with the excellent hurdles time of 13.72. After the discus the American's lead was 119 points over Schrader, with Freimuth and Warner close behind. The German, performing at his best, lost a small amount of ground to Eaton over the next two events. With just the 1500m remaining, the German was on 7895, 168 points behind Eaton and 118 points ahead of Warner. The medal positions were now settled and Eaton came home the victor by 139 points over the lifetime best of 8670 for Schrader. Personal bests also fell to Warner and Mayer, who moved up from 15th to fourth on the second day. The quality of the event can be gauged by the fact that no previous decathlon had ever seen 10 men score over 8300, but in Moscow there were 13 at that level.

### Individual marks:

|              | 100   | LJ   | SP    | HJ   | 400   | 110h  | DT    | PV   | JT    | 1500    |
|--------------|-------|------|-------|------|-------|-------|-------|------|-------|---------|
| Eaton        | 10.35 | 7.73 | 14.39 | 1.93 | 46.02 | 13.72 | 45.00 | 5.20 | 64.83 | 4:29.80 |
| Schrader     | 10.73 | 7.85 | 14.56 | 1.99 | 47.66 | 14.29 | 46.44 | 5.00 | 65.67 | 4:25.38 |
| Warner       | 10.43 | 7.39 | 14.23 | 2.05 | 48.41 | 13.96 | 44.13 | 4.80 | 64.67 | 4:29.97 |
| Mayer        | 11.23 | 7.50 | 13.76 | 2.08 | 49.53 | 14.21 | 45.37 | 5.20 | 66.09 | 4:25.04 |
| Sintnicolaas | 10.85 | 7.65 | 14.08 | 2.02 | 48.25 | 14.18 | 39.21 | 5.30 | 56.75 | 4:24.64 |
| Chinin       | 10.78 | 7.54 | 14.49 | 1.96 | 48.80 | 14.05 | 45.84 | 5.10 | 59.98 | 4:36.01 |
| Freimuth     | 10.60 | 7.22 | 14.80 | 1.99 | 48.05 | 13.90 | 48.74 | 4.90 | 56.21 | 4:37.83 |
| Shkurenov    | 10.97 | 7.35 | 13.88 | 2.05 | 48.39 | 14.34 | 44.06 | 5.40 | 59.46 | 4:36.95 |
| Coertzen     | 10.95 | 7.44 | 13.88 | 2.05 | 48.32 | 14.30 | 43.25 | 4.50 | 69.35 | 4:24.60 |
| Suárez       | 11.07 | 7.33 | 14.20 | 1.90 | 48.21 | 14.62 | 46.41 | 4.90 | 68.61 | 4:23.87 |
| Behrenbruch  | 10.95 | 7.19 | 15.86 | 1.99 | 48.40 | 14.46 | 45.66 | 4.70 | 67.07 | 4:37.21 |
| Kravchenko   | 11.19 | 7.39 | 14.84 | 2.11 | 49.65 | 14.44 | 46.12 | 5.10 | 59.98 | 4:39.63 |
| Nixon        | 10.84 | 7.80 | 14.68 | 2.14 | 48.56 | 14.57 | 42.38 | 4.60 | 57.97 | 4:35.82 |
| Dudas        | 10.67 | 7.51 | 13.45 | 1.96 | 47.73 | 14.59 | 44.06 | 4.90 | 59.06 | 4:26.62 |
| vd Plaetsen  | 11.09 | 7.64 | 13.57 | 2.05 | 49.00 | 14.66 | 41.17 | 5.10 | 65.31 | 4:37.93 |
| Lukyanenko   | 11.11 | 7.09 | 14.43 | 1.99 | 49.01 | 14.21 | 44.06 | 5.00 | 61.83 | 4:32.97 |
| Pahapill     | 11.33 | 7.12 | 14.87 | 1.99 | 49.84 | 14.54 | 47.57 | 5.00 | 62.89 | 4:33.16 |
| Mikhon       | 10.97 | 7.42 | 14.15 | 1.96 | 48.80 | 14.82 | 48.00 | 4.60 | 50.74 | 4:33.71 |
| Uibo         | 11.21 | 7.26 | 13.68 | 2.11 | 50.60 | 15.29 | 41.84 | 4.90 | 59.63 | 4:48.29 |
| Sviridov     | 10.98 | 7.30 | 14.20 | 1.90 | 51.13 | 15.23 | 45.26 | 4.50 | 69.38 | 4:46.43 |
| Rietveld     | 11.15 | 6.68 | 13.21 | 1.90 | 48.67 | 14.37 | 48.06 | 5.10 | 64.38 | 4:35.94 |
| Ushiro       | 11.44 | 6.84 | 13.17 | 1.96 | 51.20 | 15.32 | 45.31 | 4.90 | 67.65 | 4:38.91 |
| Newdick      | 11.14 | 7.28 | 13.84 | 2.02 | 50.25 | 15.19 | 42.49 | 4.50 | 57.30 | 4:38.54 |
| Nilsson      | 11.42 | 6.62 | 14.81 | 1.87 | 50.56 | 15.04 | 42.49 | 4.50 | 54.86 | 4:20.11 |
| Quérin       | 11.19 | 7.18 | 13.03 | 1.90 | 48.78 | 14.87 | 38.34 | NH   | 50.66 | 4:18.58 |
| Aii          | 11.48 | 6.72 | 12.73 | 1.90 | 50.87 | 15.20 | 36.86 | 4.20 | 65.76 | DNS     |
| Vos          | 10.98 | 7.45 | 13.81 | 2.05 | 51.02 | DQ    | 42.77 | NH   | 62.10 | DNS     |
| Kasyanov     | 10.99 | 7.27 | 14.05 | 1.90 | 49.75 | DNF   | NM    | DNS  |       |         |
| Felix        | 11.20 | 7.41 | 12.95 | 2.08 | DNS   |       |       |      |       |         |
| Gastaldi     | 11.20 | 6.89 | 13.96 | 1.87 | DQ    | DNS   |       |      |       |         |
| Hardee       | 10.52 | 7.35 | 14.61 | NH   | DNS   |       |       |      |       |         |
| Taiwo        | 10.96 | 7.53 | 12.99 | DNS  |       |       |       |      |       |         |
| Karpov       | 11.37 | 6.59 | 15.39 | DNS  |       |       |       |      |       |         |

## Beijing 2015

### Final Standings (Aug 28/29)

|    |                |     |                    |
|----|----------------|-----|--------------------|
| 1, | Ashton Eaton   | USA | 9045 <sup>WR</sup> |
| 2, | Damian Warner  | CAN | 8695               |
| 3, | Rico Freimuth  | GER | 8561               |
| 4, | Ilya Shkurenov | RUS | 8538               |

|    |                  |     |      |
|----|------------------|-----|------|
| 5, | Larbi Bouraada   | ALG | 8461 |
| 6, | Kai Kazmirek     | GER | 8448 |
| 7, | Michael Schrader | GER | 8418 |
| 8, | Kurt Felix       | GRN | 8302 |

9, Oleksiy Kasyanov UKR 8262; 10, Maicel Uibo EST 8245; 11, Adam Helcelet CZE 8234; 12, Pieter Braun NED 8114; 13, Bastien Auzeil FRA 8093; 14, Thomas Van Der Plaetsen BEL 8035; 15, Zach Ziemek USA 8006; 16, Akihiko Nakamura JPN 7745; 17, Pawel Wiesiolek POL 7705; 18, Pau Tonnesen ESP 7606; 19, Janek Öiglane EST 7581; 20, Keisuke Ushiro JPN 7532; 21, Jorge Ureña ESP 6858; 22, Niels Pittomvils BEL 6678; Felipe dos Santos BRA DNF (6684); Jeremy Taiwo USA DNF (5802); Eelco Sintnicolaas NED DNF (4294); Yordanis García CUB DNF (4161); Willem Coertzen RSA DNF (3210); Luiz Alberto de Araújo BRA DNF (2457); Trey Hardee USA DNF (2345)

All eyes were on Eaton, competing in his first decathlon since winning the 2013 World title. He fully merited the attention. The American began with a magnificent 10.23 100m, with Canada's Warner in second place with 10.31. Those marks established the positions which would remain throughout the competition. Eaton took the long jump with 7.88 ahead of Warner's 7.65. After good, but not spectacular efforts in the shot and high jump, Eaton finished off day one with a phenomenal 400m of 45.00. The run, which he described as "fun", drew gasps from the crowd when the flash time appeared on display boards. It shattered the altitude-assisted world decathlon best of 45.68 set 47 years earlier by Bill Toomey. The American's first-day score of 4703 was close to the 4728 he had accumulated when setting his 2012 world record.

Warner, a world class 110m hurdler with a best of 13.27, edged Eaton 13.63 to 13.69 in the sixth event. Eaton moved clear with 5.20 in the vault, and after 63.63 in the javelin needed 4:18.25 to beat his own world record. He ran 4:17.52 to round out the performance of the 2015 World Championships. Discus winner Freimuth took the bronze behind the two North Americans.

#### Individual marks:

|                  | 100   | LJ   | SP    | HJ   | 400   | 110h  | DT    | PV   | JT    | 1500    |
|------------------|-------|------|-------|------|-------|-------|-------|------|-------|---------|
| Eaton            | 10.23 | 7.88 | 14.52 | 2.01 | 45.00 | 13.69 | 43.34 | 5.20 | 63.63 | 4:17.52 |
| Warner           | 10.31 | 7.65 | 14.44 | 2.04 | 47.30 | 13.63 | 44.99 | 4.80 | 63.50 | 4:31.51 |
| Freimuth         | 10.51 | 7.51 | 15.50 | 1.95 | 47.82 | 13.91 | 50.17 | 4.80 | 60.61 | 4:37.05 |
| Shkurenov        | 11.01 | 7.50 | 14.09 | 2.10 | 47.88 | 14.27 | 44.53 | 5.20 | 60.99 | 4:24.98 |
| Bouraada         | 10.83 | 7.51 | 13.73 | 2.07 | 47.60 | 14.26 | 41.53 | 4.80 | 63.82 | 4:16.61 |
| Kazmirek         | 10.90 | 7.40 | 14.27 | 2.10 | 46.83 | 14.39 | 40.08 | 5.20 | 62.55 | 4:35.61 |
| Schrader         | 10.78 | 7.71 | 14.32 | 1.95 | 47.12 | 14.19 | 44.58 | 4.60 | 62.09 | 4:22.30 |
| Felix            | 11.02 | 7.66 | 15.02 | 2.10 | 49.89 | 14.58 | 45.95 | 4.50 | 63.41 | 4:32.57 |
| Kasyanov         | 10.73 | 7.58 | 14.25 | 2.01 | 48.13 | 13.96 | 45.84 | 4.80 | 49.35 | 4:31.80 |
| Uibo             | 11.25 | 7.13 | 14.45 | 2.13 | 50.24 | 15.01 | 43.69 | 5.10 | 64.51 | 4:25.53 |
| Helcelet         | 11.09 | 7.29 | 15.30 | 2.04 | 49.66 | 14.20 | 42.90 | 4.90 | 63.07 | 4:37.65 |
| Braun            | 11.11 | 7.29 | 13.90 | 2.04 | 48.24 | 14.37 | 42.09 | 4.90 | 56.95 | 4:32.46 |
| Auzeil           | 11.22 | 7.26 | 15.38 | 2.01 | 48.66 | 14.71 | 42.63 | 5.10 | 55.14 | 4:37.92 |
| Van Der Plaetsen | 11.44 | 7.42 | 13.83 | 2.13 | 50.28 | 14.76 | 43.01 | 5.30 | 55.23 | 4:47.38 |
| Ziemek           | 10.81 | 7.57 | 13.38 | 2.04 | 49.89 | 15.29 | 44.19 | 5.20 | 56.50 | 4:56.66 |
| Nakamura         | 10.86 | 7.26 | 11.67 | 1.95 | 47.81 | 14.72 | 33.48 | 4.70 | 53.57 | 4:16.36 |
| Wiesiolek        | 11.07 | 7.08 | 13.50 | 1.98 | 48.55 | 14.82 | 41.55 | 4.50 | 54.08 | 4:39.31 |
| Tonnesen         | 11.26 | 7.21 | 13.74 | 2.04 | 50.24 | 15.12 | 45.28 | 4.80 | 60.42 | 5:33.73 |
| Öiglane          | 11.51 | 6.78 | 14.43 | 1.92 | 50.95 | 15.33 | 40.94 | 4.60 | 68.51 | 4:43.06 |
| Ushiro           | 11.51 | 6.73 | 14.93 | 1.89 | 50.85 | 15.43 | 46.85 | 4.70 | 56.52 | 4:43.51 |
| Ureña            | 10.99 | 7.30 | 12.74 | 2.01 | 49.17 | 14.41 | 35.20 | NH   | 53.17 | 4:42.21 |
| Pittomvils       | 11.39 | 6.86 | 12.77 | 1.92 | 49.45 | 15.09 | 39.90 | NH   | 52.96 | 4:27.40 |
| dos Santos       | 10.53 | 7.54 | 13.61 | 2.01 | 47.89 | 14.64 | 36.66 | 4.80 | DNS   |         |
| Taiwo            | 11.06 | 7.15 | 14.18 | 2.10 | 47.94 | 14.81 | 41.01 | DNS  |       |         |
| Sintnicolaas     | 10.62 | 7.50 | 14.65 | 1.92 | 47.93 | DNS   |       |      |       |         |
| García           | 10.77 | 6.82 | 14.54 | 2.04 | 48.67 | DNF   | DNF   |      |       |         |
| Coertzen         | 10.98 | 7.25 | 13.75 | 1.95 | DNF   |       |       |      |       |         |
| de Araújo        | 10.92 | 6.94 | 14.84 | DNF  |       |       |       |      |       |         |
| Hardee           | 10.56 | 7.30 | 10.20 | DNF  |       |       |       |      |       |         |

#### DECATHLON

##### Multiple Medallists:

|   |                   |         |                  |
|---|-------------------|---------|------------------|
| 3 | Dan O'Brien       | USA     | 91-1, 93-1, 95-1 |
|   | Eduard Hämäläinen | BLR/FIN | 93-2, 95-2, 97-2 |
|   | Tomáš Dvořák      | CZE     | 97-1, 99-1, 01-1 |
|   | Roman Šebrle      | CZE     | 03-2, 05-2, 07-1 |
|   | Ashton Eaton      | USA     | 11-2, 13-1, 15-1 |
| 2 | Siegfried Wentz   | FRG     | 83-3, 87-2       |
|   | Mike Smith        | CAN     | 91-2, 95-3       |
|   | Dean Macey        | GBR     | 99-2, 01-3       |
|   | Dmitriy Karpov    | KAZ     | 03-3, 07-3       |
|   | Trey Hardee       | USA     | 09-1, 11-1       |
|   | Leonel Suárez     | CUB     | 09-2, 11-3       |
|   | Damian Warner     | CAN     | 13-3, 15-2       |

#### Men's Decathlon, continued

##### Most Placings in Top Eight:

|   |        |                                    |
|---|--------|------------------------------------|
| 6 | Dvořák | 95-5, 97-1, 99-1, 01-1, 03-4, 05-8 |
|---|--------|------------------------------------|

##### Most Appearances:

|   |        |  |
|---|--------|--|
| 8 | Šebrle | 97-9, 99-dnf, 01-10, 03-2, 05-2, 07-1, 09-11, 11-13= |
|---|--------|--|

##### National Placings:

|               | 1         | 2         | 3         | 4         | 5         | 6         | 7         | 8         | Points     |
|---------------|-----------|-----------|-----------|-----------|-----------|-----------|-----------|-----------|------------|
| GER           | 1         | 3         | 5         | 3         | 2         | 2         | 6         | 3         | 103        |
| USA           | 9         | 1         | 1         | 1         | -         | -         | 1         | 3         | 95         |
| CZE           | 4         | 2         | -         | 1         | 1         | 1         | -         | 1         | 59         |
| RUS           | -         | -         | 1         | 3         | 4         | 2         | -         | 1         | 44         |
| FRA           | -         | -         | -         | 3         | 2         | 3         | 3         | 1         | 39         |
| CAN           | -         | 2         | 2         | -         | -         | -         | -         | 1         | 27         |
| GBR           | 1         | 1         | 1         | -         | -         | -         | -         | -         | 21         |
| EST           | -         | 1         | -         | 1         | -         | 2         | -         | -         | 18         |
| CUB           | -         | 1         | 1         | -         | -         | -         | -         | 2         | 15         |
| BLR           | -         | 2         | -         | -         | -         | -         | -         | -         | 14         |
| KAZ           | -         | -         | 2         | -         | -         | -         | -         | -         | 12         |
| URS           | -         | -         | 1         | -         | -         | 1         | 1         | 1         | 12         |
| FIN           | -         | 1         | -         | -         | 1         | -         | -         | -         | 11         |
| HUN           | -         | -         | 1         | 1         | -         | -         | -         | -         | 11         |
| NED           | -         | -         | -         | -         | 2         | -         | -         | -         | 8          |
| JAM           | -         | 1         | -         | -         | -         | -         | -         | -         | 7          |
| UKR           | -         | -         | -         | 1         | -         | -         | 1         | -         | 7          |
| NZL           | -         | -         | -         | -         | -         | 2         | -         | -         | 6          |
| TCH           | -         | -         | -         | 1         | -         | -         | -         | -         | 5          |
| ALG           | -         | -         | -         | -         | 1         | -         | -         | -         | 4          |
| SUI           | -         | -         | -         | -         | 1         | -         | -         | -         | 4          |
| UZB           | -         | -         | -         | -         | 1         | -         | -         | -         | 4          |
| SWE           | -         | -         | -         | -         | -         | -         | 2         | -         | 4          |
| BRA           | -         | -         | -         | -         | -         | 1         | -         | -         | 3          |
| SRB           | -         | -         | -         | -         | -         | 1         | -         | -         | 3          |
| CHN           | -         | -         | -         | -         | -         | -         | 1         | -         | 2          |
| ESP           | -         | -         | -         | -         | -         | -         | -         | 1         | 1          |
| GRN           | -         | -         | -         | -         | -         | -         | -         | 1         | 1          |
| <b>Totals</b> | <b>15</b> | <b>15</b> | <b>15</b> | <b>15</b> | <b>15</b> | <b>15</b> | <b>15</b> | <b>15</b> | <b>540</b> |

## 20 Kilometres Walk

## Helsinki 1983

### (Aug 7)

|    |                    |     |         |
|----|--------------------|-----|---------|
| 1, | Ernesto Canto      | MEX | 1:20:49 |
| 2, | Jozef Pribilinec   | TCH | 1:20:59 |
| 3, | Yevgeniy Yevsyukov | URS | 1:21:08 |
| 4, | José Marín         | ESP | 1:21:21 |
| 5, | Gérard Lelièvre    | FRA | 1:21:37 |
| 6, | Pavol Blažek       | TCH | 1:21:54 |
| 7, | Maurizio Damilano  | ITA | 1:21:57 |
| 8, | Guillaume Leblanc  | CAN | 1:22:04 |

9, Raúl González MEX 1:22:06; 10, Roland Wieser GDR 1:22:14; 11, Anatoliy Gorshkov URS 1:22:34; 12, Reima Salonen FIN 1:22:51; 13, Pyotr Pochenchuk URS 1:24:55; 14, Ralf Kowalsky GDR 1:25:13; 15, David Smith AUS 1:25:23; 16, Enrique Vera MEX 1:25:27; 17, Alik Basirev BUL 1:25:49; 18, Carlo Mattioli ITA 1:25:53; 19, Jim Heiring USA 1:25:55; 20, Marcel Jobin CAN 1:26:13; 21, Erling Andersen NOR 1:26:39; 22, Michael Bonke GDR 1:26:57; 23, José Pinto POR 1:27:10; 24, Alessandro Pezzatini ITA 1:27:15; 25, Phillip Vesty GBR 1:27:20; 26, Martial Fesselier FRA 1:27:39; 27, Roman Mrázek TCH 1:27:46; 28, Jordi Llopart ESP 1:27:49; 29, Simon Baker AUS 1:28:09; 30, Willi Sawall AUS 1:28:16; 31, Per Rasmussen SWE 1:28:51; 32, Matti Katila FIN 1:29:14; 33, Lars Ove Moers NOR 1:29:16; 34, Francisco Botonero ESP 1:29:42; 35, Abdelwahab Ferguène ALG 1:29:53; 36, Tim Lewis USA 1:30:10; 37, Roger Mills GBR 1:30:25; 38, Shemsu Hassan ETH 1:30:36; 39, Kevin Taylor NZL 1:30:38; 40, Li Guangxing CHN 1:31:02; 41, Ian McCombie GBR 1:31:14; 42, Chand Ram IND 1:31:32; 43, Jiang Shaohong CHN 1:31:43; 44, Petri Makela FIN 1:32:21; 45, Benamar Kachkouche ALG 1:32:33; 46, Takehiro Sonohara JPN 1:33:45; 47, Sergio Gutiérrez CRC 1:33:59; 48, Jos Maetens BEL 1:34:39; 49, Santiago Fonseca HON 1:35:07; 50, Shane Donnelly NZL 1:35:21; 51, Osvaldo Morejón BOL 1:36:37; 52, Per Nielsen DEN 1:38:52; 53, Stefano Casali SMR 1:39:41; 54, Nadarajan Rengasamy SGP 1:51:35; 55, Uaongo Areai COK 2:05:13

**Did not finish:** Marco Evoniuk USA, François LaPointe CAN & Keith Olsthoorn NZL

**Did not start:** Zhang Fuxin CHN & Jan Staaf SWE

**Disqualified:** Bo Gustafsson SWE & Burhan Vurgun TUR

Ernesto Canto, 23, added the World title to his 1981 World Cup win with a scintillating final 5Km of 19:32. At 15Km a group of eight were in contention. In the next 2Km, this was down to four – Canto, Pribilinec, Yevsyukov and Marín. The Spaniard was the first to fall



back, followed by the Soviet walker. The Mexican and the Czechoslovak duelled in the last 3Km, before Canto opened up a 40m lead by the time he entered the stadium.

### Rome 1987

(Aug 30)

|    |                   |     |         |
|----|-------------------|-----|---------|
| 1, | Maurizio Damilano | ITA | 1:20:45 |
| 2, | Jozef Pribilinec  | TCH | 1:21:07 |
| 3, | José Marín        | ESP | 1:21:24 |
| 4, | Viktor Mostóvik   | URS | 1:21:53 |
| 5, | Carlo Mattioli    | ITA | 1:22:53 |
| 6, | Roman Mrázek      | TCH | 1:23:01 |
| 7, | Jean-Claude Corre | FRA | 1:23:38 |
| 8, | Querubín Moreno   | COL | 1:23:42 |

9, Ian McCombie GBR 1:23:51; 10, Reima Salonen FIN 1:24:14; 11, Pavol Blažek TCH 1:24:37; 12, Andrew Jachno AUS 1:24:46; 13, Martial Fesselier FRA 1:24:51; 14, Dominique Guebey FRA 1:25:01; 15, Erling Andersen NOR 1:25:08; 16, José Urbano POR 1:25:10; 17, Jan Staaf SWE 1:25:12; 18, José Pinto POR 1:25:24; 19, Tim Lewis USA 1:26:00; 20, Ricardo Puevo ESP 1:26:09; 21, Ray Sharp USA 1:27:06; 22, Sándor Urbánik HUN 1:27:24; 23, Stefan Johansson SWE 1:27:27; 24, Simon Baker AUS 1:27:32; 25, Francisco Vargas COL 1:27:33; 26, Anatoly Gorshkov URS 1:27:34; 27, Miguel Angel Prieto ESP 1:27:40; 28, Wolfgang Wiedemann FRG 1:28:07; 29, Gary Morgan USA 1:28:08; 30, Vesa Puukari FIN 1:28:29; 31, Carlos Ramones VEN 1:28:40; 32, Santiago Fonseca HON 1:28:44; 33, François Lapointe CAN 1:29:22; 34, Chris Maddocks GBR 1:32:36; 35, Abdelwahab Ferguène ALG 1:34:26

**Did not finish:** Frants Kostyukevich URS, Axel Noack GDR & Héctor Moreno COL  
**Disqualified:** Walter Arena ITA, Ernesto Canto MEX, Carlos Mercenario MEX & David Smith AUS

Disappointed by Alessandro Andrei's defeat in the previous day's shot put, the home crowd were delighted by the progress of the first walking event in Rome. Olympic Champion Maurizio Damilano was the favourite, and he lived up to this status by dominating a classy field. Walking each 5Km section quicker than the last, the Italian was among the leaders at halfway after which point the defending champion Canto had been disqualified.

At 15Km, Damilano led by three seconds from Mercenario and Noack, but before long these two were also disqualified. With Damilano well clear in the last 3Km, the Italian spectators broke into song as he approached the stadium. Pribilinec came through for the silver as he had done four years earlier.

### Tokyo 1991

(Aug 24)

|    |                        |     |         |
|----|------------------------|-----|---------|
| 1, | Maurizio Damilano      | ITA | 1:19:37 |
| 2, | Mikhail Shchennikov    | URS | 1:19:46 |
| 3, | Yevgeniy Misyulya      | URS | 1:20:22 |
| 4, | Giovanni De Benedictis | ITA | 1:20:29 |
| 5, | Valentí Massana        | ESP | 1:20:29 |
| 6, | Robert Ihly            | GER | 1:20:52 |
| 7, | Walter Arena           | ITA | 1:21:01 |
| 8, | Li Mingcai             | CHN | 1:21:15 |

9, Thierry Toutain FRA 1:21:22; 10, Robert Korzeniowski POL 1:21:32; 11, Axel Noack GER 1:21:35; 12, Carlos Mercenario MEX 1:21:37; 13, Igor Kollár TCH 1:21:44; 14, Sándor Urbánik HUN 1:21:57; 15, Roman Mrázek TCH 1:22:03; 16, Ronald Weigel GER 1:22:18; 17, Pavol Blažek TCH 1:22:34; 18, José Urbano POR 1:23:09; 19, Héctor Moreno COL 1:23:27; 20, Nicholas A'Hern AUS 1:23:44; 21, Miguel Angel Prieto ESP 1:24:06; 22, Tim Berrett CAN 1:24:10; 23, Vladimir Ostrovski ISR 1:24:35; 24, Marcelo Palma BRA 1:24:54; 25, Sergio Galdino BRA 1:25:20; 26, Artur Shumak URS 1:25:22; 27, Ian McCombie GBR 1:25:30; 28, Gyula Dudás HUN 1:25:52; 29, Bobby O'Leary IRL 1:29:28; 30, Stefan Johansson SWE 1:29:47; 31, Tim Lewis USA 1:30:55; 32, Santiago Fonseca HON 1:38:36

**Did not finish:** Claudio Bertolino BRA & Joel Sanchez MEX  
**Disqualified:** Daniel Plaza ESP, Hirofumi Sakai JPN & Guillaume Leblanc CAN

The race soon developed into a three-way battle between defending champion Damilano, three times world indoor champion Shchennikov, and Plaza of Spain. The Italian got progressively faster throughout the race, just as he had in 1987. He succeeded in dropping Plaza, but could not lose Shchennikov.

The two were together as they entered the stadium earlier than anticipated. There was confusion as the 100m heats were still in progress and the walkers had to sidestep the starting blocks. Damilano's lead was cut back dramatically by Shchennikov who crossed the finish line first – only to realise there was another lap to go. While officials frantically moved flowerpots from the track, the calm Italian got in front again. He opened up a lead on the tiring Soviet so quickly that he was able to celebrate his second world gold on the back-straight. Plaza crossed the line third but was disqualified.

After the race Damilano, 34, described his win as his "greatest victory," while Shchennikov said he felt he could not have won even if he had not misjudged the laps.

### Stuttgart 1993

(Aug 15)

|    |                        |     |         |
|----|------------------------|-----|---------|
| 1, | Valentí Massana        | ESP | 1:22:31 |
| 2, | Giovanni De Benedictis | ITA | 1:23:06 |
| 3, | Daniel Plaza           | ESP | 1:23:18 |
| 4, | Jaime Barroso          | ESP | 1:23:41 |
| 5, | Yevgeniy Misyulya      | BLR | 1:23:45 |
| 6, | Sergio Galdino         | BRA | 1:23:52 |
| 7, | Robert Ihly            | GER | 1:24:21 |
| 8, | Igor Kollár            | SVK | 1:24:23 |

9, Ignacio Zamudio MEX 1:24:32; 10, Sándor Urbánik HUN 1:24:40; 11, Héctor Moreno COL 1:24:43; 12, Viktor Mostóvik MDA 1:24:53; 13, Arturo Di Mezza ITA 1:24:59; 14, Jacek Müller POL 1:25:24; 15, Pavol Blažek SVK 1:25:31; 16, Jean Brosseau FRA 1:25:53; 17, Jozef Pribilinec SVK 1:26:11; 18, Allen James USA 1:26:53; 19, Vladimir Andreyev RUS 1:27:01; 20, Tim Berrett CAN 1:27:28; 21, Denis Langlois FRA 1:28:02; 22, Stefan Johansson SWE 1:28:02; 23, Tsutomu Takushima JPN 1:28:39; 24, Nick A'Hern AUS 1:28:47; 25, Viktorias Meskauskas LTU 1:28:57; 26, Chris Maddocks GBR 1:29:22; 27, Scott Nelson NZL 1:30:17; 28, Jan Staaf SWE 1:30:29; 29, Gyula Dudás HUN 1:30:46; 30, Darrell Stone GBR 1:32:55; 31, Grigoriy Kornev RUS 1:33:16; 32, Hatem Ghoulia TUN 1:33:24; 33, Vladimir Ostrovski ISR 1:35:41; 34, Abdelwahab Ferguène ALG 1:35:48; 35, Sverre Jensen NOR 1:35:53

**Did not finish:** Valeriy Borisov KAZ, Frants Kostyukevich BLR, Li Mingcai CHN & Andy Penn GBR  
**Did not start:** Sergey Shildkret AZE & Jonathan Matthews USA  
**Disqualified:** (r230.6a) Walter Arena ITA, Costica Balan ROU, Daniel García MEX, Yuriy Kuko BLR, Hirofumi Sakai JPN, Bernardo Segura MEX & Mikhail Shchennikov RUS

Most of the field were still in contention at halfway (42:26), and there were no major breaks until 17Km, when Massana went to the front. A pack of nine got away, but of these four were ultimately to be disqualified. Massana, who himself was disqualified at the previous year's Olympic Games when heading for a medal, pulled clear with a second half of 40:01.

It looked as if Shchennikov would repeat his 1991 silver, but both he and third-placed García were disqualified late in the race. In García's case he had already entered the stadium. There had been a delay in relaying news of the disqualifications to those whose job it was to remove the walkers from the race.

### Gothenburg 1995

(Aug 6)

|    |                     |     |         |
|----|---------------------|-----|---------|
| 1, | Michele Didoni      | ITA | 1:19:59 |
| 2, | Valentí Massana     | ESP | 1:20:23 |
| 3, | Yevgeniy Misyulya   | BLR | 1:20:48 |
| 4, | Ilya Markov         | RUS | 1:21:28 |
| 5, | Li Zewen            | CHN | 1:21:39 |
| 6, | Mikhail Shchennikov | RUS | 1:22:16 |
| 7, | Denis Langlois      | FRA | 1:22:21 |
| 8, | Igor Kollar         | SVK | 1:22:30 |

9, Mikhail Khmelniyskiy BLR 1:23:24; 10, Jean-Olivier Brosseau FRA 1:23:34; 11, Nick A'Hern AUS 1:23:45; 12, Nichan Tsamonikian GER 1:24:17; 13, Héctor Moreno COL 1:24:34; 14, Robert Ihly GER 1:24:40; 15, Enrico Lang ITA 1:24:43; 16, Martin St. Pierre CAN 1:24:49; 17, José Urbano POR 1:26:10; 18, Stefan Johansson SWE 1:26:20; 19, Sergio Galdino BRA 1:26:53; 20, Costica Balan ROU 1:26:53; 21, Hubert Sonnek CZE 1:27:35; 22, Gyula Dudás HUN 1:28:08; 23, Chen Shaoguo CHN 1:28:13; 24, Magnus Morenius SWE 1:28:29; 25, Darrell Stone GBR 1:28:48; 26, Sverre Jensen NOR 1:29:35; 27, Roman Mrázek SVK 1:29:37;



28, Claudio Bertolino BRA 1:30:25; 29, Valery Borisov KAZ 1:31:22; 30, Hatem Ghoulia TUN 1:32:17; 31, Scott Nelson NZL 1:32:19; 32, Valdas Kazlauskas LTU 1:33:54; 33, Jefferson Pérez ECU 1:34:20; 34, Myint Htay MYA 1:37:08; 35, Daisuke Ikeshima JPN 1:37:11

**Did not finish:** Fernando Vásquez ESP, Alejandro López MEX, Mariusz Ornoch POL, Dmitriy Yesipchuk RUS, Vladimir Ostrovskiy ISR & Bernardo Segura MEX

**Did not start:** Vyacheslav Fedchuk MDA & Allen James USA

**Disqualified:** (r230.6a) Giovanni De Benedictis ITA, Daniel Plaza ESP, Tomás Kratochvíl CZE, Bu Lingtang CHN & Daniel García MEX

A new walking star emerged in the shape of 21 year-old Didoni, who became the youngest ever male walking world champion. The Italian was among the leading pack at halfway (40:31). He fell back temporarily, but returned on the last 2Km loop to battle with García and Massana for the medals. Defending champion Massana was the first to fall back. Then with 250m remaining García was disqualified. Didoni went on to win with a personal best.

Italy were thought to have taken the bronze medal though De Benedictis, but he received his third and fourth red cards in the finishing straight and was disqualified after the finish.

### Athens 1997

#### (Aug 2)

|    |                        |     |         |
|----|------------------------|-----|---------|
| 1, | Daniel García          | MEX | 1:21:43 |
| 2, | Mikhail Shchennikov    | RUS | 1:21:53 |
| 3, | Mikhail Khmelnitskiy   | BLR | 1:22:01 |
| 4, | Yu Guohui              | CHN | 1:22:57 |
| 5, | Li Zewen               | CHN | 1:23:03 |
| 6, | Yevgeniy Misyulya      | BLR | 1:23:10 |
| 7, | Michele Didoni         | ITA | 1:23:14 |
| 8, | Giovanni De Benedictis | ITA | 1:23:33 |

9, Hatem Ghoulia TUN 1:23:49; 10, Robert Ihly GER 1:24:12; 11, Alessandro Gandellini ITA 1:24:24; 12, Igor Kollar SVK 1:24:37; 13, Jefferson Pérez ECU 1:24:46; 14, Jacek Müller POL 1:24:47; 15, Joel Sánchez MEX 1:24:48; 16, Denis Langlois FRA 1:25:27; 17, Omar Zepeda MEX 1:25:38; 18, Nick A'Hern AUS 1:25:46; 19, Artur Meleshkevich BLR 1:25:47; 20, Sergio Galdino BRA 1:25:50; 21, Roberto Oscar GUA 1:26:20; 22, Marco Giungi ITA 1:26:23; 23, Modris Liepiņš LAT 1:26:24; 24, Jean Brosseau FRA 1:26:39; 25, Sándor Urbánik HUN 1:26:50; 26, Gyula Dudás HUN 1:27:17; 27, José Urbano POR 1:27:25; 28, Miloš Holuša CZE 1:27:27; 29, Fedosiy Chumachenko MDA 1:28:51; 30, Luis García GUA 1:28:51; 31, Dion Russell AUS 1:30:49; 32, Robert Valíček SVK 1:31:28; 33, Curt Clausen USA 1:32:05; 34, Valeriy Borisov KAZ 1:32:32; 35, Dimitris Orfanopoulos GRE 1:32:37; 36, Fernando Vásquez ESP 1:32:44; 37, Christian Britz RSA 1:34:02

**Did not finish:** Claus Jørgensen DEN, Thierry Toutain FRA, Aigars Fadejevs LAT, Scott Nelson NZL & Vladimir Andreyev RUS

**Disqualified:** (r230.6a) Andreas Erm GER, Julio Martínez GUA, Narinder Singh MAS, Rami Deeb PLE, Ilya Markov RUS & Jan Staaf SWE

**Disqualified:** (r40.9) Daniel Plaza ESP (1:23:53)

With defending champion Didoni finishing seventh and Olympic gold medallist Pérez 14th, the race looked to be going the way of Olympic silver medallist Markov, who by halfway had built up a 19-second lead over Shchennikov in 40:05. He, however, was disqualified just before 15k, at which point García held a 5-second advantage and the Mexican doubled that over the final 5Km. Victory was especially sweet as he had been disqualified late in the race when in medal position both in 1993 and 1995. On this occasion, after a cautious start (9th at halfway in 40:50), he received two warnings, as did silver medallist Shchennikov while the third placed Khmelnitskiy finished with a clean sheet from the judges.

Disqualified this time, in retrospect for a doping violation dating back to 1996, was 1992 Olympic Champion Daniel Plaza (originally 10th).

### Seville 1999

#### (Aug 21)

|    |                       |     |         |
|----|-----------------------|-----|---------|
| 1, | Ilya Markov           | RUS | 1:23:34 |
| 2, | Jefferson Pérez       | ECU | 1:24:19 |
| 3, | Daniel García         | MEX | 1:24:31 |
| 4, | Li Zewen              | CHN | 1:24:43 |
| 5, | Alessandro Gandellini | ITA | 1:24:51 |
| 6, | Igor Kollár           | SVK | 1:25:15 |

7, Nathan Deakes AUS 1:25:26

8, Giovanni De Benedictis ITA 1:25:33

9, Ivan Trotskiy BLR 1:25:54; 10, Michele Didoni ITA 1:26:00; 11, Yevgeniy Misyulya BLR 1:26:08; 12, Alejandro López MEX 1:26:17; 13, Denis Langlois FRA 1:26:25; 14, Yu Guohui CHN 1:26:51; 15, Francisco Javier Fernández ESP 1:27:23; 16, Hatem Ghoulia TUN 1:28:36; 17, Daisuke Ikeshima JPN 1:29:03; 18, Mikel Odriozola ESP 1:29:03; 19, Augusto Cardoso POR 1:29:33; 20, Liu Yunfeng CHN 1:31:26; 21, Valeriy Borisov KAZ 1:31:38; 22, Feodosiy Chumachenko MDA 1:32:08; 23, Claus Jørgensen DEN 1:34:47; 24, Tim Seaman USA 1:35:58; 25, José Urbano POR 1:37:50; 26, Nick A'Hern AUS 1:38:08

**Did not finish:** Andreas Erm GER; Aigars Fadejevs LAT; Roman Rasskazov RUS; Mikhail Khmelnitskiy BLR; Bernardo Segura MEX; Sándor Urbanik HUN; Luis Fernando García GUA

**Disqualified:** (r230.6a) Birger Fält SWE, Julio Martínez GUA, João Vieira POR, Arturo Huerta CAN, Vladimir Andreyev RUS & Róbert Valíček SVK

Becoming the first Russian man to win any world title since the break-up of the Soviet Union, Markov covered the first half in 42:51 and the second in 40:43, the winning time of 1:23:34 being the slowest yet at the World Championships, understandable in view of the sweltering heat. Striking out 4 kilometres from the finish, former World Junior Champion Markov won by the handsome margin of 45 sec over blistered and dehydrated Olympic Champion Pérez with defending title holder García third. Pérez and García left the pack after 15Km, with the former proving stronger.

Martínez, who had set a world road best of 1:17:46 earlier in the year, was disqualified again, as he was in the 1996 Olympics, 1997 World Championships and 1999 World Cup.

### Edmonton 2001

#### (Aug 4)

|    |                    |     |         |
|----|--------------------|-----|---------|
| 1, | Roman Rasskazov    | RUS | 1:20:31 |
| 2, | Ilya Markov        | RUS | 1:20:33 |
| 3, | Viktor Burayev     | RUS | 1:20:36 |
| 4, | Nathan Deakes      | AUS | 1:20:55 |
| 5, | David Márquez      | ESP | 1:21:09 |
| 6, | Joel Sánchez       | MEX | 1:22:05 |
| 7, | Satoshi Yanagisawa | JPN | 1:22:11 |
| 8, | Jefferson Pérez    | ECU | 1:22:20 |

9, Jiří Malysa CZE 1:22:42; 10, Hatem Ghoulia TUN 1:23:14; 11, Alejandro López MEX 1:23:20; 12, Alessandro Gandellini ITA 1:24:05; 13, Li Zewen CHN 1:24:29; 14, Robert Heffernan IRL 1:25:02; 15, Ivan Trotskiy BLR 1:25:02; 16, Lorenzo Civallo ITA 1:25:28; 17, Miloš Holuša CZE 1:25:37; 18, Luis García GUA 1:26:47; 19, Shin Il-Yong KOR 1:27:47; 20, Gintas Andriuskevičius LTU 1:27:53; 21, Arturo Huerta CAN 1:29:27; 22, Silviu Casandra ROU 1:29:49; 23, Antony Gillet FRA 1:31:24; 24, Sabir Sharuyayev KAZ 1:32:03

**Did not finish:** Francisco Fernández ESP, Andreas Erm GER & André Höhne GER; Aigars Fadejevs LAT

**Disqualified:** (r230.6a) Artur Meleshkevich BLR, Yevgeniy Misyulya BLR, Tim Berrett CAN, Daugvinas Zujus LTU, Noe Hernández MEX, Ramy Dieb PLE, João Vieira POR, Vladimir Andreyev RUS & Tim Seaman USA

The race comprised nine laps of a circuit adjacent to the Commonwealth Stadium. Defending Champion Markov led through 5Km in 20:14, and the leader at halfway was another Russian, Vladimir Andreyev. He was later disqualified and Markov was in front again at 15Km, by which the leading pack was down to 11 men.

The pace got progressively faster and former World Junior Champion Rasskazov got clear, pursued by 18 year-old Burayev. Markov was third, and the top non-Russian, Deakes, lost touch in the last kilometre. In the stadium, it was clear there would be a Russian sweep of the medals. Markov overtook Burayev in the last 300m but left it too late to catch Rasskazov.

### Paris 2003

#### (Aug 23)

|    |                            |     |                       |
|----|----------------------------|-----|-----------------------|
| 1, | Jefferson Pérez            | ECU | 1:17:21 <sup>WR</sup> |
| 2, | Francisco Javier Fernández | ESP | 1:18:00               |
| 3, | Roman Rasskazov            | RUS | 1:18:07               |
| 4, | Noe Hernández              | MEX | 1:18:14               |
| 5, | Luke Adams                 | AUS | 1:19:35               |
| 6, | Ivan Trotskiy              | BLR | 1:19:40               |

|    |               |     |         |
|----|---------------|-----|---------|
| 7, | David Marquez | ESP | 1:19:46 |
| 8, | Ilya Markov   | RUS | 1:20:14 |

9, José David Domínguez ESP 1:20:15; 10, Alejandro López MEX 1:20:24; 11, Lorenzo Civallo ITA 1:20:34; 12, Yevgeniy Misyulya BLR 1:20:38; 13, André Höhne GER 1:20:44; 14, Hatem Ghoula TUN 1:21:12; 15, Yu Chaohong CHN 1:21:18; 16, Michele Didoni ITA 1:21:23; 17, João Vieira POR 1:22:07; 18, Kevin Eastler USA 1:22:25; 19, Erik Tysse NOR 1:22:43; 20, Akinori Matsuzaki JPN 1:24:22; 21, Alessandro Gandellini ITA 1:24:45; 22, Predrag Filipović SCG 1:25:15; 23, Xu Xingde CHN 1:25:41; 24, Sergio Galdino BRA 1:26:48; 25, Fedosey Chumachenko MDA 1:27:27; 26, Benjamin Kucinski POL 1:27:41; 27, Jifí Malysa CZE 1:30:17; 28, Allan Segura CRC 1:30:53; 29, Ronald Huayta BOL 1:31:15

**Disqualified:** (r230.6a) Julio Martínez GUA, Toshihito Fujinohara JPN, Eiichi Yoshizawa JPN, Valeriy Borisov KAZ, Julius Sawe KEN, Lee Dae-Ro KOR, Bernardo Segura MEX, Vladimir Andreyev RUS & Viktor Burayev RUS

The first of the Paris golds could hardly have been won more impressively, with Pérez improving the world best by one second to 1:17:21. The IAAF had already agreed that the first world road records would be established at the end of the year. This mark became the inaugural record and it was decided that Pérez would be awarded the \$100,000 prize in return for any world records set in Paris.

The previous holder of the world best, Fernández, set off quickest as the field covered 1000m before linking onto the first of nine 2000m loops. The Spaniard was six seconds up at 5Km and 32 seconds clear of Pérez at halfway (38:38 to 39:10). Thereafter, the Ecuadorian – wearing a white baseball cap – closed the gap. His third quarter was covered in 19:09 compared to 19:25 by Fernández. Meanwhile, defending champion Rasskazov had moved into third place. Pérez caught Fernández in the 17th kilometre and went on to walk the second half of the race in just 38:11. “The course was very difficult,” said the winner. “The only way to overcome it was to train hard.”

## Helsinki 2005

(Aug 6)

|    |                            |     |         |
|----|----------------------------|-----|---------|
| 1, | Jefferson Pérez            | ECU | 1:18:35 |
| 2, | Francisco Javier Fernández | ESP | 1:19:36 |
| 3, | Juan Manuel Molina         | ESP | 1:19:44 |
| 4, | André Höhne                | GER | 1:20:00 |
| 5, | Hatem Ghoula               | TUN | 1:20:19 |
| 6, | Vladimir Stankin           | RUS | 1:20:25 |
| 7, | Benjamin Kucinski          | POL | 1:20:34 |
| 8, | Eder Sánchez               | MEX | 1:20:45 |

9, Zhu Hongjun CHN 1:21:01; 10, Luke Adams AUS 1:21:43; 11, Andrey Yurin UKR 1:22:15; 12, Luis Fernando López COL 1:22:28; 13, Erik Tysse NOR 1:22:45; 14, Lorenzo Civallo ITA 1:22:52; 15, Sérgio Galdino BRA 1:23:03; 16, Shin Il-Yong KOR 1:23:10; 17, Aigars Fadejevs LAT 1:23:12; 18, Jared Tallent AUS 1:23:42; 19, Silviu Casandra ROU 1:23:46; 20, Andrey Talashko BLR 1:23:52; 21, Matej Tóth SVK 1:23:55; 22, José Ignacio Díaz ESP 1:24:00; 23, Takayuki Tani JPN 1:24:17; 24, Kamil Kalka POL 1:25:02; 25, Akihiro Sugimoto JPN 1:25:28; 26, Rafał Dys POL 1:26:35; 27, Edwin Centeno PER 1:26:45; 28, Liu Yunfeng CHN 1:26:54; 29, Koichiro Morioka JPN 1:27:08; 30, John Nunn USA 1:27:10; 31, Tim Seaman USA 1:29:58; 32, Bengt Bengtsson SWE 1:30:10

**Did not finish:** Ivano Brugnetti ITA, João Vieira POR, Viktor Burayev RUS

**Disqualified:** (r230.6a) Ivan Trotskiy BLR, Yu Chaohong CHN, Rolando Saquipay ECU, Walter Sandoval ESA, Robert Heffernan IRL, Bernardo Segura MEX, Cristian Berdeja MEX, Ilya Markov RUS

Fernández led for the first three quarters of the race, with 5Km splits of 19:47, 19:44 (39:31) and 19:39 (59:10). A bunch of 14 were together at the halfway point, but six of these, including 2001 champion Ilya Markov, would be disqualified for “lifting.” At the 15Km mark, Fernandez was tracked by defending champion Pérez, with Molina and Saquipay, who was one of the disqualified, 12 seconds behind. Pérez made his break shortly after, and finished with progressively faster 5Km splits, covering the last in 19:25 to finish more than a minute clear of Fernandez. Mexican Eder Sánchez set a unofficial world junior best at 10Km walk with his halfway time of 39:32.

## Osaka 2007

(Aug 26)

|    |                            |     |         |
|----|----------------------------|-----|---------|
| 1, | Jefferson Pérez            | ECU | 1:22:20 |
| 2, | Francisco Javier Fernández | ESP | 1:22:40 |

|    |                  |     |         |
|----|------------------|-----|---------|
| 3, | Hatem Ghoula     | TUN | 1:22:40 |
| 4, | Eder Sánchez     | MEX | 1:23:36 |
| 5, | Giorgio Rubino   | ITA | 1:23:39 |
| 6, | Robert Heffernan | IRL | 1:23:42 |
| 7, | Luke Adams       | AUS | 1:23:52 |
| 8, | Erik Tysse       | NOR | 1:24:10 |

9, Ilya Markov RUS 1:24:35; 10, Alex Schwazer ITA 1:24:39; 11, Koichiro Morioka JPN 1:24:46; 12, Rolando Saquipay ECU 1:25:03; 13, Li Gaobo CHN 1:25:30; 14, Matej Tóth SVK 1:25:57; 15, Park Chil-Sung KOR 1:26:08; 16, Juan Manuel Molina ECU 1:26:26; 17, Benjamin Kucinski POL 1:26:43; 18, Andriy Kovenko UKR 1:26:44; 19, Akihiro Sugimoto JPN 1:26:45; 20, Kim Hyun-Sub KOR 1:26:51; 21, Takayuki Tani JPN 1:26:53; 22, Luis Fernando López COL 1:27:22; 23, Benjamin Sánchez ESP 1:27:29; 24, Hassanine Sbaï TUN 1:27:35; 25, João Vieira POR 1:27:44; 26, Rafał Augustyn POL 1:27:54; 27, Ivan Trotski BLR 1:27:56; 28, Kevin Eastler USA 1:28:29; 29, Han Yucheng CHN 1:31:58; 30, Dong Jimin CHN 1:32:03; 31, Tim Seaman USA 1:33:58; 32, Predrag Filipović SRB 1:35:51

**Did not finish:** André Höhne GER, Sérgio Vieira POR & Valeriy Borchin RUS

**Disqualified:** (r230.6a) Jared Tallent AUS, Gustavo Restrepo COL, Andrés Chocho ECU, Ivano Brugnetti ITA, Daniel García MEX, Gabriel Ortiz MEX & Igor Yerokhin RUS

Olympic Champion Brugnetti led from the gun, passing 5Km in 21:39 with a two-second lead over Pérez, which he extended to 17 at the halfway point, reached in 42:14 in the very hot conditions.

The Italian was then disqualified, leaving the Ecuadorian with a slender lead over a bunch of 11 athletes. Ghoula shared the lead at the 15Km point (62:31) with Fernández two seconds behind. Pérez eventually got clear of Ghoula, who cramped up in the closing stages. Fernández closed with a sprint to catch Ghoula on the line. He was initially disqualified, but was reinstated on appeal, being helped by having received no warnings during the race. For Pérez it was his third successive win, and his seventh global title, having won the World Cup three times, as well as the 1996 Olympic title.

X

Berlin 2009

(Aug 15)

|    |                     |     |         |
|----|---------------------|-----|---------|
| 1, | Wang Hao            | CHN | 1:19:06 |
| 2, | Eder Sánchez        | MEX | 1:19:22 |
| 3, | Giorgio Rubino      | ITA | 1:19:50 |
| 4, | Luis Fernando López | COL | 1:20:03 |
| 5, | Jared Tallent       | AUS | 1:20:27 |
| 6, | Erik Tysse          | NOR | 1:20:38 |
| 7, | Jesús Sánchez       | MEX | 1:20:52 |
| 8, | Matej Tóth          | SVK | 1:21:13 |

9, João Vieira POR 1:21:43; 10, Koichiro Morioka JPN 1:21:48; 11, Li Jianbo CHN 1:21:54; 12, Chu Yafei CHN 1:21:56; 13, André Höhne GER 1:21:59; 14, Robert Heffernan IRL 1:22:09; 15, José Ignacio Díaz ESP 1:22:12; 16, Andrey Krivov RUS 1:22:19; 17, Luke Adams AUS 1:22:37; 18, Hassanine Sbaï TUN 1:22:52; 19, Babubhai Panucha IND 1:23:06; 20, Jean-Jacques Nkouloukidi ITA 1:23:07; 21, Denis Simanovich BLR 1:23:36; 22, Rolando Saquipay ECU 1:23:51; 23, Juan Manuel Molina ESP 1:24:00; 24, Park Chil-Sung KOR 1:24:01; 25, Artur Brzozowski POL 1:24:17; 26, Sérgio Vieira POR 1:24:32; 27, Pedro Gómez MEX 1:24:39; 28, Yerko Araya CHI 1:24:49; 29, Isamu Fujisawa JPN 1:25:12; 30, Pyotr Trofimov RUS 1:26:02; 31, David Kimutai KEN 1:26:35; 32, Ruslan Dmytrenko UKR 1:27:01; 33, Kim Hyun-Sub KOR 1:27:08; 34, Predrag Filipović SRB 1:27:44; 35, Pavel Chihuán PER 1:27:54; 36, Rustam Kuvatov KAZ 1:28:47; 37, Jakub Jelonek POL 1:28:59; 38, Andrés Chocho ECU 1:29:14; 39, Juan Manuel Cano ARG 1:29:20; 40, Allan Segura CRC 1:29:52; 41, Yusuke Suzuki JPN 1:30:21; 42, Byun Young-Jun KOR 1:30:35; 43, Mauricio Arteaga ECU 1:32:25; 44, Vilijus Mikellionis LTU 1:32:53;

**Did not finish:** José Alessandro Bagio BRA, Francisco Javier Fernández ESP & Ivano Brugnetti ITA

**Disqualified:** (r230.6a) Adam Rutter AUS & Moacir Zimmermann BRA

**Disqualified:** (r40.9) Valeriy Borchin RUS (1:18:41)

The pace was set by Tysse, Rubino and Brugnetti, with the Norwegian (20:00) leading from the Italians (both 20:01) at 5Km. At halfway, with the pace quickening, Rubino (39:48) led from Brugnetti (39:49) and Tysse (39:50). Between 10 and 15Km, Brugnetti dropped out, as did three-time silver medallist Fernández. By 15Km (59:29) Olympic Champion Borchin had closed in on the leaders, the ever-increasing pace being to his liking. While everyone else slowed, Borchin upped the tempo, and he came home with 25 seconds to spare over Wang. It was a sweet triumph for the Russian who had collapsed in Osaka 2007. Sánchez, who like the first two had held back over the first half, went

nearly half a minute clear of Rubino for the bronze medal. The oldest of the top four was aged 23.

Like all the Berlin walks, the race took place in the Mitte district of the city, on 2Km laps up and down the historic Unter den Linden (“under the linden trees”) and finishing at the Branbenburg Gate.

Borchin had served a one-year ban after failing a doping test in March 2005. In January 2015, he was banned for a further eight years (in 2012-2020) by the Russian Anti-Doping Agency, after being caught under the IAAF Athlete Biological Passport programme. The RUSADA further annulled his results, unusually, over three separate periods in 2009, 2011 and 2012. These intervals did include Borchin's World Championship wins in 2009 and 2011, but five other Russian athletes were also given non-linear punishments by the RUSADA.

The sanctions were considered by the IAAF to be too “selective”, with more performances needing to be disqualified. The dispute was put before the Court of Arbitration for Sport, who in March 2016 upheld the IAAF's objection. Borchin's penalty was now clearcut: besides his eight-year ban all his competitive results – since and including that of August 14, 2009 – were to be disqualified. Wang is the rightful World Champion of 2009.

## X Daegu 2011

(Aug 28)

|   |                     |     |         |
|---|---------------------|-----|---------|
| 1,  | Luis Fernando López | COL | 1:20:38 |
| 2,  | Wang Zhen           | CHN | 1:20:54 |
| 3,  | Kim Hyun-Sub        | KOR | 1:21:17 |
| 4,  | Ruslan Dmytrenko    | UKR | 1:21:31 |
| 5,  | Yusuke Suzuki       | JPN | 1:21:39 |
| 6,  | Alex Schwazer       | ITA | 1:21:50 |
| 7,  | Erick Barrondo      | GUA | 1:22:08 |
| 8,  | Chu Yafei           | CHN | 1:22:10 |
| 9,  | Hao Wang            | CHN | 1:22:49 |
| 10,   | Matej Tóth          | SVK | 1:22:55 |
| 11,   | Eder Sánchez        | MEX | 1:23:05 |
| 12,   | João Vieira         | POR | 1:23:26 |
| 13,   | Miguel Ángel López  | ESP | 1:23:41 |
| 14,   | Anton Kucmin        | SVK | 1:23:57 |
| 15,   | James Rendón        | COL | 1:24:08 |
| 16,   | Horacio Nava        | MEX | 1:24:15 |
| 17,   | Christopher Linke   | GER | 1:24:17 |
| 18,   | Caio Bonfim         | BRA | 1:24:29 |
| 19,   | Trevor Barron       | USA | 1:24:33 |
| 20,   | Rafał Augustyn      | POL | 1:24:47 |
| 21,   | Byun Young-Jun      | KOR | 1:24:48 |
| 22,   | Hassanine Sbaï      | TUN | 1:25:17 |
| 23,   | Jared Tallent       | AUS | 1:25:25 |
| 24,   | Recep Çelik         | TUR | 1:25:39 |
| 25,   | Nazar Kovalenko     | UKR | 1:25:50 |
| 26,   | Gurmeet Singh       | IND | 1:26:34 |
| 27,   | Babubhai Panocha    | IND | 1:26:53 |
| 28,   | David Kimutai       | KEN | 1:27:20 |
| 29,   | Yerko Araya         | CHI | 1:27:47 |
| 30,   | Hédi Taraoui        | TUN | 1:29:48 |
| 31,   | Diego Flores        | MEX | 1:30:00 |
| 32,   | Juan Manuel Cano    | ARG | 1:30:00 |
| 33,   | Émerson Hernández   | ESA | 1:30:48 |
| 34,   | Ronal Quispe        | BOL | 1:32:09 |
| <b>Did not finish:</b> Adam Rutter AUS; Mauricio Arteaga ECU; Francisco Javier Fernández ESP & Park Chil-Sung KOR   |                     |     |         |
| <b>Disqualified:</b> (r230.6a) Moacir Zimmermann BRA; Gustavo Restrepo COL; Giorgio Rubino ITA & Ato Ibáñez SWE   |                     |     |         |
| <b>Disqualified:</b> (r40.9) Valeriy Borchin RUS (1:19:56); Vladimir Kanaykin RUS (1:20:27); Stanislav Yemelyanov RUS (1:21:11); Sergey Morozov RUS (1:22:37) |                     |     |         |

The initial pace was set by Rubino, and it was cautious in the warm and humid conditions (22°C, 85%), with the first two quarters covered in 21:15 and 20:19. Suzuki went ahead, then was overtaken by Borchin and Zhen in the 15th kilometre. By the three-quarter mark, Borchin, the hot favourite, was seven seconds ahead of Zhen in 60:42, and virtually maintained that pace with a final 5Km of 19:14 for victory. The other medals went to Kanaykin, and López, who both moved up two places in the last quarter of the race. López won Colombia's first-ever world medal, while in sixth, Kim Hyun-sub registered the best performance by a Korean in Daegu. Those achievements were ultimately upgraded to gold and bronze with the eventual disqualification of the original gold and silver medallists plus Yemelyanov, who was initially fifth.

As detailed in the 20Km Walk report of 2009, Borchin was stripped of his gold medals from both Berlin and Daegu because of an abnormal haematological profile noted in his Athlete Biological Passport. Silver medallist Kanaykin was also found guilty in similar circumstances and from February 25, 2011, all his results were disqualified. Kanaykin was handed an eight-year ban as this was a second doping offence for him. This is the only World Championships event where both the first two finishers were disqualified for doping offences. López is rightfully Colombia's first World Champion, though triple jumper Catherine

Ibargüen actually received her gold three years before his promotion was confirmed.

Two further Russians – Yemelyanov (fifth) and Morozov (12th) – were both also disqualified when checks of their Athlete Biological Passports revealed attempted use of a prohibited substance or method.

## Moscow 2013

(Aug 11)

|   |                       |     |         |
|---|-----------------------|-----|---------|
| 1,  | Aleksandr Ivanov      | RUS | 1:20:58 |
| 2,  | Chen Ding             | CHN | 1:21:09 |
| 3,  | Miguel Ángel López    | ESP | 1:21:21 |
| 4,  | João Vieira           | POR | 1:22:05 |
| 5,  | Denis Strelkov        | RUS | 1:22:06 |
| 6,  | Takumi Saito          | JPN | 1:22:09 |
| 7,  | Ruslan Dmytrenko      | UKR | 1:22:14 |
| 8,  | Inaki Gomez           | CAN | 1:22:21 |
| 9,  | Christopher Linke     | GER | 1:22:36 |
| 10,   | Kim Hyun-Sub          | KOR | 1:22:50 |
| 11,   | Dane Bird-Smith       | AUS | 1:23:06 |
| 12,   | Yusuke Suzuki         | JPN | 1:23:20 |
| 13,   | Jaime Quiyuch         | GUA | 1:23:24 |
| 14,   | Matteo Giupponi       | ITA | 1:23:27 |
| 15,   | Andriy Kovenko        | UKR | 1:23:46 |
| 16,   | Aléxandros Papamihail | GRE | 1:23:48 |
| 17,   | José Montaña          | COL | 1:23:50 |
| 18,   | Rolando Saquipay      | ECU | 1:24:01 |
| 19,   | Rafał Augustyn        | POL | 1:24:03 |
| 20,   | Benjamin Thorne       | CAN | 1:24:26 |
| 21,   | Anton Kucmin          | SVK | 1:24:38 |
| 22,   | Yerko Araya           | CHI | 1:24:42 |
| 23,   | Ato Ibáñez            | SWE | 1:24:49 |
| 24,   | Alvaro Martin         | ESP | 1:25:12 |
| 25,   | Marius Žiūkas         | LTU | 1:25:17 |
| 26,   | Cai Zelin             | CHN | 1:25:31 |
| 27,   | Hatem Ghoulia         | TUN | 1:25:41 |
| 28,   | Giorgio Rubino        | ITA | 1:25:42 |
| 29,   | Bertrand Moulinet     | FRA | 1:26:12 |
| 30,   | Ivan Losev            | UKR | 1:26:32 |
| 31,   | Alex Wright           | GBR | 1:26:40 |
| 32,   | Diego Flores          | MEX | 1:26:46 |
| 33,   | Gurmeet Singh         | IND | 1:26:47 |
| 34,   | Chandan Singh         | IND | 1:26:51 |
| 35,   | Mauricio Arteaga      | ECU | 1:27:35 |
| 36,   | Georgiy Sheiko        | KAZ | 1:27:41 |
| 37,   | Isaac Palma           | MEX | 1:28:14 |
| 38,   | Perseus Karlström     | SWE | 1:28:20 |
| 39,   | Choi Byung-Kwang      | KOR | 1:28:26 |
| 40,   | Sérgio Vieira         | POR | 1:28:34 |
| 41,   | Máté Helebrandt       | HUN | 1:28:49 |
| 42,   | Arnis Rumbenieks      | LAT | 1:29:13 |
| 43,   | Federico Tontodonati  | ITA | 1:29:26 |
| 44,   | Francisco Arcilla     | ESP | 1:29:38 |
| 45,   | Vitaliy Anichkin      | KAZ | 1:30:02 |
| 46,   | Juan Manuel Cano      | ARG | 1:30:45 |
| 47,   | Anibal Paa            | GUA | 1:30:54 |
| 48,   | Dzianis Simanovich    | BLR | 1:31:52 |
| 49,   | Andrey Ruzavin        | RUS | 1:32:45 |
| 50,   | Rhydian Cowley        | AUS | 1:33:35 |
| 51,   | Alex Flórez           | SUI | 1:35:01 |
| 52,   | Tim Seaman            | USA | 1:36:35 |
| <b>Did not finish:</b> Eider Arévalo COL, Luis Fernando López COL, Kevin Campion FRA, Dawid Tomala POL, Lebogang Shange RSA     |                       |     |         |
| <b>Disqualified:</b> (r230.6a) Caio Bonfim BRA, Wang Zhen CHN, Erick Barrondo GUA, Kolothum Thodi Irfan IND, Byun Young-Jun KOR |                       |     |         |
| <b>Disqualified:</b> (r40.1) Ebrahim Rahimian IRI (1:35:46)   |                       |     |         |
| <b>Did not start:</b> Hassanine Sbaï TUN  |                       |     |         |

The 29<sup>th</sup> heat played havoc with the form chart. Of the five men who had beaten 1:20, only Suzuki managed to finish in the top 25, and he was just 12th. The Japanese record holder was the early leader, and passed 5K in 20:18, maintaining the same pace to halfway (40:34). By 15km, the leading trio were Ivanov and the first two from London 2012, Chen and Barrondo. Those three were together until just after the 18Km mark, at which point Barrondo was disqualified for “lifting”. Ivanov then went away to win by 11 seconds from Chen, covering his last quarter in 20:17. López was a clear third. All the Moscow walks started and finished in the stadium and included laps within the Luzhniki Olympic Complex along the bank of the River Moskva.

## Beijing 2015

(Aug 23)

|     |                       |     |         |
|-----|-----------------------|-----|---------|
| 1,  | Miguel Ángel López    | ESP | 1:19:14 |
| 2,  | Wang Zhen             | CHN | 1:19:29 |
| 3,  | Benjamin Thorne       | CAN | 1:19:57 |
| 4,  | Igor Hlavan           | UKR | 1:20:29 |
| 5,  | Cai Zelin             | CHN | 1:20:42 |
| 6,  | Caio Bonfim           | BRA | 1:20:44 |
| 7,  | Eider Arévalo         | COL | 1:21:13 |
| 8,  | Dane Bird-Smith       | AUS | 1:21:37 |
| 9,  | Chen Ding             | CHN | 1:21:39 |
| 10, | Kim Hyun-Sub          | KOR | 1:21:40 |
| 11, | Lebogang Shange       | RSA | 1:21:43 |
| 12, | Evan Dunfee           | CAN | 1:21:48 |
| 13, | Isamu Fujisawa        | JPN | 1:21:51 |
| 14, | Inaki Gomez           | CAN | 1:21:55 |
| 15, | Eder Sánchez          | MEX | 1:21:56 |
| 16, | Alvaro Martin         | ESP | 1:22:04 |
| 17, | Quentin Ren           | NZL | 1:22:18 |
| 18, | Hagen Pohle           | GER | 1:22:29 |
| 19, | Massimo Stanò         | ITA | 1:22:53 |
| 20, | Giorgio Rubino        | ITA | 1:23:23 |
| 21, | Ruslan Dmytrenko      | UKR | 1:23:37 |
| 22, | José Montaña          | COL | 1:23:53 |
| 23, | Dzianis Simanovich    | BLR | 1:23:54 |
| 24, | Tom Bosworth          | GBR | 1:23:58 |
| 25, | Aléxandros Papamihail | GRE | 1:24:11 |
| 26, | Jared Tallent         | AUS | 1:24:19 |
| 27, | Federico Tontodonati  | ITA | 1:24:33 |
| 28, | Horacio Nava          | MEX | 1:24:40 |
| 29, | Diego García          | ESP |         |



1:24:52; 30, Georgiy Sheiko KAZ 1:24:58; 31, Julio César Salazar MEX 1:24:58; 32, Chris Erickson AUS 1:25:15; 33, Kevin Campion FRA 1:25:16; 34, Nils Brembach GER 1:25:21; 35, Gurmeet Singh IND 1:25:22; 36, João Vieira POR 1:25:49; 37, Mauricio Arteaga ECU 1:25:50; 38, Christopher Linke GER 1:26:10; 39, Ivan Losev UKR 1:26:32; 40, Ato Ibáñez SWE 1:26:34; 41, Chandan Singh IND 1:26:40; 42, Juan Manuel Cano ARG 1:27:10; 43, Marco Antonio Rodríguez BOL 1:27:15; 44, Antón Kučmín SVK 1:27:46; 45, Choe Byeong-Kwang KOR 1:28:01; 46, Richard Egrey Vargas VEN 1:28:18; 47, Eiki Takahashi JPN 1:28:30; 48, José María Raymundo GUA 1:29:01; 49, Yerko Araya CHI 1:29:12; 50, Kenny Pérez COL 1:29:31

**Did not finish:** Baljinder Singh IND, Yusuke Suzuki JPN, Pavel Chihuán PER, Sérgio Vieira POR, Erik Tysse NOR & Perseus Karlström SWE

**Disqualified:** (r230.6a) Aliaksandr Liakhovich BLR, Andrés Chocho ECU, Alex Wright IRL, Byun Young-Jun KOR, Marius Šavelskis LTU

Cai led the field through halfway in 40:20, from a group of a dozen, including world record holder Suzuke, who dropped out shortly after that point. Another Chinese, Wang, was the leader at 15Km (59:53), some 11 seconds ahead of López. The Chinese had received two warnings, and had to be careful to avoid disqualification. López duly zipped past Wang at the 17Km mark, and went on to win by 15 seconds, having saved his fastest 5Km portion of 19:10 for the final quarter of the race. Fastest finisher of all was the surprising Thorne, who broke the Canadian record. The defending champion Aleksandr Ivanov (RUS) was entered but did not start.

All the walks at Beijing 2015 included 1637m in the stadium, then laps of a circuit on Hujing East Road, then 363m back to the stadium. For the 20Km there were 18 laps of 1Km, and for the 50Km it was 24 laps of 2Km.

#### 20 KILOMETRES WALK

##### Multiple Medallists:

|   |                            |         |                        |
|---|----------------------------|---------|------------------------|
| 4 | Jefferson Pérez            | ECU     | 99-2, 03-1, 05-1, 07-1 |
| 3 | Francisco Javier Fernández | ESP     | 03-2, 05-2, 07-2       |
| 2 | Jozef Pribilinec           | TCH     | 83-2, 87-2             |
|   | Maurizio Damilano          | ITA     | 87-1, 91-1             |
|   | Yevgeniy Misyulya          | URS/BLR | 91-3, 95-3             |
|   | Mikhail Shchennikov        | URS/RUS | 91-2, 97-2             |
|   | Valentí Massana            | ESP     | 93-1, 95-2             |
|   | Daniel García              | MEX     | 97-1, 99-3             |
|   | Ilya Markov                | RUS     | 99-1, 01-2             |
|   | Roman Rasskazov            | RUS     | 01-1, 03-3             |
|   | Wang Zhen                  | CHN     | 11-2, 15-2             |
|   | Miguel Ángel López         | ESP     | 13-3, 15-1             |

##### Most Placings in Top Eight:

|   |       |  |                              |
|---|-------|--|------------------------------|
| 5 | Pérez |  | 99-2, 01-8, 03-1, 05-1, 07-1 |
|---|-------|--|------------------------------|

##### Most Appearances:

|   |              |     |  |
|---|--------------|-----|--|
| 9 | Hatem Ghoula | TUN | 93-32, 95-30, 97-9, 99-16, 01-10, 03-14, 05-5, 07-3, 13-27   |
|   | João Vieira  | POR | 99-dq, 01-dq, 03-17, 05-dnf, 07-25, 09-9, 11-12, 13-4, 15-36 |

##### National Placings:

|               | 1         | 2         | 3         | 4         | 5         | 6         | 7         | 8         | Points     |
|---------------|-----------|-----------|-----------|-----------|-----------|-----------|-----------|-----------|------------|
| ESP           | 2         | 4         | 4         | 2         | 2         | -         | 1         | -         | 88         |
| RUS           | 3         | 2         | 2         | 1         | 1         | 2         | -         | 1         | 66         |
| ITA           | 3         | 1         | 1         | 1         | 3         | 1         | 3         | 2         | 65         |
| CHN           | 1         | 3         | -         | 2         | 3         | -         | -         | 2         | 53         |
| MEX           | 2         | 1         | 1         | 2         | -         | 1         | 1         | 1         | 45         |
| ECU           | 3         | 1         | -         | -         | -         | -         | -         | 1         | 32         |
| URS           | -         | 1         | 2         | 1         | -         | -         | -         | -         | 24         |
| BLR           | -         | -         | 2         | -         | 1         | 2         | -         | -         | 22         |
| TCH           | -         | 2         | -         | -         | -         | 2         | -         | -         | 20         |
| AUS           | -         | -         | -         | 1         | 2         | -         | 2         | 1         | 18         |
| COL           | 1         | -         | -         | 1         | -         | -         | 1         | 1         | 16         |
| UKR           | -         | -         | -         | 2         | -         | -         | 1         | -         | 12         |
| TUN           | -         | -         | 1         | -         | 1         | -         | -         | -         | 10         |
| GER           | -         | -         | -         | 1         | -         | 1         | 1         | -         | 10         |
| JPN           | -         | -         | -         | -         | 1         | 1         | 1         | -         | 9          |
| CAN           | -         | -         | 1         | -         | -         | -         | -         | 2         | 8          |
| FRA           | -         | -         | -         | -         | 1         | -         | 2         | -         | 8          |
| BRA           | -         | -         | -         | -         | -         | 2         | -         | -         | 6          |
| KOR           | -         | -         | 1         | -         | -         | -         | -         | -         | 6          |
| SVK           | -         | -         | -         | -         | -         | 1         | -         | 3         | 6          |
| POR           | -         | -         | -         | 1         | -         | -         | -         | -         | 5          |
| NOR           | -         | -         | -         | -         | -         | 1         | -         | 1         | 4          |
| IRL           | -         | -         | -         | -         | -         | 1         | -         | -         | 3          |
| POL           | -         | -         | -         | -         | -         | -         | 1         | -         | 2          |
| GUA           | -         | -         | -         | -         | -         | -         | 1         | -         | 2          |
| <b>Totals</b> | <b>15</b> | <b>15</b> | <b>15</b> | <b>15</b> | <b>15</b> | <b>15</b> | <b>15</b> | <b>15</b> | <b>540</b> |

## 50 Kilometres Walk

## Malmö 1976

### (Sep 18)

|     |                       |     |         |
|-----|-----------------------|-----|---------|
| 1,  | Veniamin Soldatenko   | URS | 3:54:40 |
| 2,  | Enrique Vera          | MEX | 3:58:14 |
| 3,  | Reima Salonen         | FIN | 3:58:53 |
| 4,  | Domingo Colín         | MEX | 4:00:34 |
| 5,  | Matthias Kroel        | GDR | 4:00:58 |
| 6,  | Yevgeniy Lyungin      | URS | 4:04:36 |
| 7,  | Paolo Grecucci        | ITA | 4:04:59 |
| 8,  | Rolf Knutter          | GDR | 4:05:41 |
| 9,  | Gerhard Weidner       | FRG | 4:06:20 |
| 10, | Yevgeniy Yevsyukov    | URS | 4:07:14 |
| 11, | Bogusław Kmiecik      | POL | 4:09:30 |
| 12, | Steffan Müller        | GDR | 4:10:17 |
| 13, | Bob Dobson            | GBR | 4:10:20 |
| 14, | Agustin Jorbo Argenti | ESP | 4:11:04 |
| 15, | Lennart Lundgren      | SWE | 4:11:43 |
| 16, | Heinrich Schubert     | FRG | 4:11:55 |
| 17, | Franco Vecchio        | ITA | 4:12:14 |
| 18, | Bogdan Bulakowski     | POL | 4:13:20 |
| 19, | Hans Binder           | FRG | 4:13:49 |
| 20, | Seppo Immonen         | FIN | 4:15:28 |
| 21, | Larry Young           | USA | 4:16:47 |
| 22, | Willy Sawall          | AUS | 4:18:27 |
| 23, | Timothy Ericsson      | AUS | 4:20:23 |
| 24, | Ferenc Danovsky       | HUN | 4:22:36 |
| 25, | Stefan Ingvarsson     | SWE | 4:26:45 |
| 26, | Lucien Faber          | LUX | 4:26:48 |
| 27, | August Hirt           | USA | 4:28:35 |
| 28, | Pat Farrelly          | CAN | 4:29:54 |
| 29, | Robin Whyte           | AUS | 4:30:08 |
| 30, | Shaul Ladany          | ISR | 4:33:02 |
| 31, | Claude Sauriat        | FRA | 4:34:57 |
| 32, | Roy Thorpe            | GBR | 4:35:57 |
| 33, | Glen Sweazey          | CAN | 4:36:00 |
| 34, | Max Grob              | SUI | 4:38:08 |
| 35, | Nico Schrotten        | NED | 4:42:53 |
| 36, | Helmut Bueck          | CAN | 4:50:52 |
| 37, | Henry Klein           | ISV | 5:09:04 |

**Did not finish:** Gérard Lelièvre FRA, Carl Lawton GBR, Vittorio Visini ITA & Floyd Godwin USA

**Did not start:** Alik Basirev BUL & Nadarajan Rengasamy SGP DNS

**Disqualified:** Bengt Simonsen SWE

The IAAF provided compensation for the world's 50 kilometre walkers by arranging this championship race for an event which had been controversially dropped from the programme of the 1976 Olympics.

Victory went to 1972 Olympic silver medallist Soldatenko, who had become known as the "Alma Ata hippie." At 37 years 258 days, he remains the oldest ever IAAF World Champion winner in an event on the main championship programme. The Soviet walker sped away from a strong Mexican challenge, passing halfway in 1:56:55. Colín, disqualified in the Olympic 20Km earlier in the summer, tried to stay with Soldatenko but slipped from second to fourth in the closing stages. The silver went to another Mexican, Vera, while the 20 year-old Salonen, in his first international race, took the bronze.

## Helsinki 1983

### (Aug 12)

|     |                   |     |         |
|-----|-------------------|-----|---------|
| 1,  | Ronald Weigel     | GDR | 3:43:08 |
| 2,  | José Marin        | ESP | 3:46:32 |
| 3,  | Sergey Yung       | URS | 3:49:03 |
| 4,  | Reima Salonen     | FIN | 3:52:53 |
| 5,  | Raúl González     | MEX | 3:53:51 |
| 6,  | François Lapointe | CAN | 3:53:57 |
| 7,  | Sandro Bellucci   | ITA | 3:55:38 |
| 8,  | Viktor Dorovskikh | URS | 3:56:02 |
| 9,  | Marco Evoniuk     | USA | 3:56:57 |
| 10, | Bengt Simonsen    | SWE | 3:57:25 |
| 11, | Pavol Szikora     | TCH | 3:59:03 |
| 12, | László Sátor      | HUN | 3:59:27 |
| 13, | Lars Ove Moen     | NOR | 4:00:50 |
| 14, | Seppo Immonen     | FIN | 4:02:00 |
| 15, | Manuel Alcalde    | ESP | 4:03:10 |
| 16, | José Pinto        | POR | 4:03:47 |
| 17, | Pavol Blažek      | TCH | 4:06:49 |
| 18, | Karl Degener      | FRG | 4:06:51 |
| 19, | Lennart Mether    | SWE | 4:07:46 |
| 20, | Miklos Domjan     | HUN | 4:08:11 |
| 21, | Felix Gómez       | MEX | 4:09:22 |
| 22, | Dominique Guebey  | FRA | 4:09:40 |
| 23, | Dan O'Connor      | USA | 4:18:41 |
| 24, | Dai Mingxi        | CHN | 4:30:28 |
| 25, | Zhang Fuxin       | CHN | 4:35:46 |
| 26, | Osvaldo Morejón   | BOL | 4:35:58 |

**Did not finish:** Bogdan Bulakowski POL, Bo Gustafsson SWE, Jim Heiring USA, Gérard Lelièvre FRA & Jordi Llopart ESP

**Disqualified:** Erling Andersen NOR, Martín Bermúdez MEX, Bogusław Duda POL, Dietmar Meisch GDR & Mykola Udovenko URS

Mexico had high hopes of a second win in the Helsinki walks when world track record holder Raúl González held a lead of seven seconds at 20Km. Soon after, however, the Mexican's lead began to shrink. At 35Km, he had been caught by the GDR's Weigel. The German finished strongly to win easily in the fourth-fastest road time ever. González faded to fifth and the silver went to fast-finishing Marin, who had stopped for one minute at halfway due to stomach problems.

There was confusion at the finish. Weigel crossed the line and jogged for a few strides only to be instructed – incorrectly – to walk another full lap. This he did, but none of the other finishers were required to do so.



## Rome 1987

## (Sep 5)

|    |                     |     |         |
|----|---------------------|-----|---------|
| 1, | Hartwig Gauder      | GDR | 3:40:53 |
| 2, | Ronald Weigel       | GDR | 3:41:30 |
| 3, | Vyacheslav Ivanenko | URS | 3:44:02 |
| 4, | Raffaello Ducceschi | ITA | 3:47:49 |
| 5, | Martín Bermúdez     | MEX | 3:48:27 |
| 6, | Sandro Bellucci     | ITA | 3:48:52 |
| 7, | Pavel Szikora       | TCH | 3:49:44 |
| 8, | Arturo Bravo        | MEX | 3:52:08 |

9, Andrés Marín ESP 3:52:16; 10, Gottfried De Jonckheere BEL 3:52:21; 11, Raúl González MEX 3:53:30; 12, Erling Andersen NOR 3:55:52; 13, François Lapointe CAN 3:56:11; 14, Thierry Toutain FRA 3:56:34; 15, José Pinto POR 3:56:40; 16, Carl Schueler USA 3:57:09; 17, Marco Evoniuk USA 3:57:43; 18, Pavol Blažek TCH 3:58:43; 19, Paul Blagg GBR 3:59:55; 20, Jan Cortenbach NED 4:00:10; 21, Takehiro Sonohara JPN 4:00:11; 22, Jim Heiring USA 4:03:34; 23, Alain Lemerrier FRA 4:09:53; 24, Denis Terraz FRA 4:10:55; 25, Michael Harvey AUS 4:11:04; 26, Willi Sawall AUS 4:14:25; 27, Martin Archambault CAN 4:26:03

**Did not finish:** Reima Salonen FIN & Manuel Alcalde ESP

**Disqualified:** Dietmar Meisch GDR, Valery Suntsov URS, Veniamin Nikolayev URS, Jordi Llopart ESP, Bo Gustafsson SWE, Vesa Puukari FIN, Grzegorz Ledzion POL & Giacomo Poggi ITA

Hartwig Gauder, unlucky to miss the 1983 championships with injury, kept the title in GDR hands with one of the finest performances in Rome.

In the very hot conditions, he clocked the fifth-fastest time in history. Gauder, defending champion Weigel, Ivanenko and Llopart got away after 30Km. By 40Km, Gauder led and shortly afterwards the Spaniard was disqualified. The winner completed the race with a final 10Km of 42:23, the fastest segment of the race. Weigel gained a silver to add to his 1983 gold, while Ivanenko was almost four minutes in front of Ducceschi.

## Tokyo 1991

## (Aug 31)

|    |                     |     |                      |
|----|---------------------|-----|----------------------|
| 1, | Aleksandr Potashov  | URS | 3:53:09 (3:53:08.15) |
| 2, | Andrey Perlov       | URS | 3:53:09 (3:53:08.16) |
| 3, | Hartwig Gauder      | GER | 3:55:14              |
| 4, | Vitaliy Popovich    | URS | 4:00:10              |
| 5, | Valentin Kononen    | FIN | 4:02:34              |
| 6, | Giuseppe De Gaetano | ITA | 4:03:43              |
| 7, | Fumio Imamura       | JPN | 4:06:07              |
| 8, | René Piller         | FRA | 4:06:30              |

9, Gottfried De Jonckheere BEL 4:07:44; 10, Les Morton GBR 4:09:18; 11, Martín Bermúdez MEX 4:11:56; 12, José Marín ESP 4:13:19; 13, Tadahiro Kosaka JPN 4:13:32; 14, Gyula Dudás HUN 4:14:23; 15, Tim Berrett CAN 4:14:35; 16, Pavel Szikora TCH 4:14:59; 17, Jordi Llopart ESP 4:16:36; 18, Hubert Sonnek TCH 4:26:24; 19, Torsten Trampel GER 4:27:23; 20, Jaroslav Makovec TCH 4:29:45; 21, Germán Sánchez MEX 4:34:41; 22, Paul Blagg GBR 4:35:22; 23, Takehiro Sonohara JPN 4:38:09; 24, Chris Maddocks GBR 4:39:15

**Did not finish:** Bo Gustafsson SWE, Giovanni Perricelli ITA, Basilio Labrador ESP, Simon Baker AUS, Héctor Moreno COL, Carl Schueler USA, Veijo Savikko FIN, Ronald Weigel GER, Robert Korzeniowski POL, Sandro Bellucci ITA, António Kohler BRA & Martial Fesseler FRA

**Disqualified:** Enrique Vera-Ibáñez SWE & Rodrigo Serrano MEX

"It was like a sauna with 11 million people in it," said defending champion Gauder of the conditions. Even with a 7:00 start, the temperature was 25°C and humidity 97%. Potashov and Perlov upped the pace after 20Km (1:33:03), taking with them Gauder and Popovich. The four were all still in contention at halfway, but Potashov and Perlov pulled clear of Gauder, who in turn dropped the third Soviet. The two leaders, friends for 16 years, were together for the rest of the race and decided to attempt a dead heat.

"Fifty metres before the finish we thought it would be better not to compete and finish together. It was better for me to walk with Potashov than to walk alone," said Perlov. The two crossed the line with their arms around each other, but the photograph showed that Potashov had "won" by a margin of 0.01. There were 12 non-finishers in the torrid conditions, including two-time medallist Weigel.

## Stuttgart 1993

## (Aug 21)

|    |                   |     |         |
|----|-------------------|-----|---------|
| 1, | Jesús García      | ESP | 3:41:41 |
| 2, | Valentin Kononen  | FIN | 3:42:02 |
| 3, | Valeriy Spitsyn   | RUS | 3:42:50 |
| 4, | Axel Noack        | GER | 3:43:50 |
| 5, | Basilio Labrador  | ESP | 3:46:46 |
| 6, | René Piller       | FRA | 3:48:57 |
| 7, | Tim Berrett       | CAN | 3:50:23 |
| 8, | Carlos Mercenario | MEX | 3:50:53 |

9, Jean-Claude Corre FRA 3:51:51; 10, Sergey Korepanov KAZ 3:52:50; 11, Viktor Ginko BLR 3:53:41; 12, Germán Sánchez MEX 3:54:07; 13, Giovanni Perricelli ITA 3:54:30; 14, Simon Baker AUS 3:57:11; 15, Massimo Quiriconi ITA 3:57:33; 16, Vyacheslav Smirnov RUS 3:58:20; 17, Andrés Marín ESP 3:58:45; 18, Stefan Malík SVK 4:01:28; 19, Jonathan Matthews USA 4:02:52; 20, Fumio Imamura JPN 4:03:22; 21, Pascal Charriere SUI 4:04:19; 22, German Skurygin RUS 4:04:27; 23, Les Morton GBR 4:06:56; 24, Miloš Holuša CZE 4:06:56; 25, Modris Liepiņš LAT 4:10:35; 26, Aldo Bertoldi SUI 4:12:09; 27, Sergey Shildkret AZE 4:14:10; 28, José Urbano POR 4:17:34; 29, Adhemir Domingues BRA 4:19:08; 30, Trond Moretro NOR 4:19:14; 31, Herman Nelson USA 4:21:08; 32, Hirofumi Sakai JPN 4:21:33; 33, Michael Harvey AUS 4:23:40; 34, Eloy Quispe BOL 4:26:20; 35, Aleksandr Stiglenko KGZ 4:31:51

**Did not finish:** Zoltán Czukor HUN; Hartwig Gauder GER; Stefan Johansson SWE; Julio Urias GUA; Ronald Weigel GER

**Disqualified:** (r230.6a) Godfried De Jonckheere BEL; Robert Korzeniowski POL; Vitaliy Popovich UKR; Aleksandr Potashov BLR & Miguel Rodríguez MEX

A very high standard saw nine of the first 10 set personal bests, three of them national records. Spain completed a walks double in Stuttgart through Jesús García. The 23 year-old watched Mercenario – the 1993 World Cup winner – try to get away at around 30Km before taking the lead himself just before 40Km. Noack, Korzeniowski and Kononen were in touch with the Mexican falling back.

On the final circuit, the Pole was disqualified. Kononen caught García, but the Spaniard went away again to win by 80m. Meanwhile Spitsyn finished strongly to deprive Noack of the bronze medal.

## Gothenburg 1995

## (Aug 10)

|    |                     |     |         |
|----|---------------------|-----|---------|
| 1, | Valentin Kononen    | FIN | 3:43:42 |
| 2, | Giovanni Perricelli | ITA | 3:45:11 |
| 3, | Robert Korzeniowski | POL | 3:45:57 |
| 4, | Miguel Rodríguez    | MEX | 3:46:34 |
| 5, | Jesús Angel García  | ESP | 3:48:05 |
| 6, | Aleksandar Rakovic  | YUG | 3:49:35 |
| 7, | Arturo Di Mezza     | ITA | 3:49:46 |
| 8, | René Piller         | FRA | 3:49:47 |

9, Sergey Korepanov KAZ 3:51:55; 10, Nikolay Matyukhin RUS 3:53:25; 11, Stefan Malík SVK 3:54:23; 12, Carlos Mercenario MEX 3:55:24; 13, Axel Noack GER 3:55:51; 14, Tim Berrett CAN 3:57:13; 15, Aleksandr Voyevodin RUS 3:59:23; 16, Jaime Barroso ESP 4:01:23; 17, Pavol Blažek SVK 4:03:45; 18, Henrik Kjellgren SWE 4:04:38; 19, Miloš Holuša CZE 4:04:59; 20, Fumio Imamura JPN 4:06:08; 21, José Magalhães POR 4:09:38; 22, Craig Barrett NZL 4:10:26; 23, Andrés Marín ESP 4:12:01; 24, Jean Claude Corre FRA 4:12:38; 25, Eloy Quispe BOL 4:16:21; 26, Michael Harvey AUS 4:16:41

**Did not finish:** Sándor Urbánik HUN, Allen James USA, Germán Sánchez MEX, Valeriy Spitsyn RUS, Thierry Toutain FRA, Costica Balan ROU, Zhao Yongsheng CHN & Hubert Sonnek CZE

**Disqualified:** (r230.6a) Giovanni De Benedictis ITA, Ronald Weigel GER, Peter Malík SVK, Viktor Ginko BLR, Vitaliy Popovich UKR, Les Morton GBR & Zoltán Czukor HUN

Zhao Yongsheng tried the same tactics which had won him the 1995 World Cup. He took the lead from the start. He was 30 seconds ahead at 10Km, but this shrank to 23 seconds at 20Km and eight at halfway (1:53:50). The Chinese managed to stay in front for another seven kilometres when he was caught by Kononen (7th at halfway). Zhao battled to keep with the Finn but collapsed 3:13 into the race and was taken to hospital with heat exhaustion.

Kononen, who received great support from the spectators, had no trouble going one better than in 1993. Perricelli and Korzeniowski finished strongly to claim the silver and bronze medals. "If you can stand up at the finish," said the winner, "you must be okay."

**Athens 1997****(Aug 7)**

|     |                     |     |         |
|-----|---------------------|-----|---------|
| 1,  | Robert Korzeniowski | POL | 3:44:46 |
| 2,  | Jesús Angel García  | ESP | 3:44:59 |
| 3,  | Miguel Rodríguez    | MEX | 3:48:30 |
| 4,  | Oleg Ishutkin       | RUS | 3:50:04 |
| 5,  | Tomasz Lipiec       | POL | 3:50:14 |
| 6,  | Fumio Imamura       | JPN | 3:50:27 |
| 7,  | Sylvain Caudron     | FRA | 3:51:17 |
| 8,  | Arturo Di Mezza     | ITA | 3:51:33 |
| 9,  | Valentin Kononen    | FIN | 3:53:40 |
| 10, | Aleksey Voyevodin   | RUS | 3:54:28 |
| 11, | René Piller         | FRA | 3:55:06 |
| 12, | Sergey Korepanov    | KAZ | 3:56:19 |
| 13, | Craig Barrett       | NZL | 3:56:30 |
| 14, | Giovanni Perricelli | ITA | 3:57:38 |
| 15, | Nikolay Matyukhin   | RUS | 3:58:18 |
| 16, | Axel Noack          | GER | 3:59:29 |
| 17, | Héctor Moreno       | COL | 3:59:33 |
| 18, | Stefán Malík        | SVK | 3:59:52 |
| 19, | Ruben Arikado       | MEX | 4:04:17 |
| 20, | Zoltán Czukor       | HUN | 4:05:09 |
| 21, | Santiago Pérez      | ESP | 4:05:25 |
| 22, | Dmitriy Savaytan    | BLR | 4:05:35 |
| 23, | Julio Urias         | GUA | 4:07:18 |
| 24, | Peter Zanner        | GER | 4:07:38 |
| 25, | Christoph Cousin    | FRA | 4:08:26 |
| 26, | Miloš Holuša        | CZE | 4:09:08 |
| 27, | José Magalhães      | POR | 4:10:03 |
| 28, | Orazio Romanzi      | ITA | 4:11:00 |
| 29, | Hristos Karayiorgos | GRE | 4:30:05 |

**Did not finish:** Viktor Ginko BLR, Tim Berrett CAN, Zhao Yongsheng CHN, Jaime Barroso ESP & Bo Gustafsson SWE

**Disqualified:** (r230.6a) Dirk Nicque BEL, Thomas Wallstab GER, Germán Sánchez MEX, Jacek Muller POL, Roman Mrázek SVK, Peter Tichy SVK, Andrew Hermann USA & Aleksandar Raković YUG

Disqualified at the 1993 Championships and third last time, Korzeniowski added the world title to his Olympic laurels with a tremendous race in which he covered the 10k segments in 47:10, 45:10, 44:59, 43:17 (!) and 44:10 – halves of 1:55:02 and (in 30°C heat) 1:49:44 to win by 13 seconds from 1993 winner García. The latter held a 14-second lead at 15k but was caught by the pack in the 18th kilometre. Korzeniowski burst away with just over 2k to go. Rodríguez came through fast in the latter stages to overtake Ishutkin for third. All three medallists received two warnings.

**X****Seville 1999****(Aug 25)**

|    |                   |     |         |
|----|-------------------|-----|---------|
| 1, | Ivano Brugnetti   | ITA | 3:47:54 |
| 2, | Nikolay Matyukhin | RUS | 3:48:18 |
| 3, | Curt Clausen      | USA | 3:50:55 |
| 4, | Valentí Massana   | ESP | 3:51:55 |
| 5, | Robert Ihly       | GER | 3:53:47 |
| 6, | Arturo Di Mezza   | ITA | 3:53:50 |
| 7, | Craig Barrett     | NZL | 3:54:38 |
| 8, | Yang Yongjian     | CHN | 3:55:23 |

9, René Piller FRA 3:56:39; 10, Modris Liepiņš LAT 3:57:11; 11, Theodoros Stamatópoulos GRE 3:58:37; 12, Dion Russell AUS 3:59:23; 13, Aleksandar Raković YUG 3:59:56; 14, Ma Hongye CHN 4:01:28; 15, Fumio Imamura JPN 4:01:47; 16, Miloš Holuša CZE 4:03:20; 17, Spyros Kastánis GRE 4:03:59; 18, Wang Yinhang CHN 4:04:57; 19, Roman Magdziarczyk POL 4:05:10; 20, Gyula Dudás HUN 4:05:58; 21, Pedro Martins POR 4:06:31; 22, Bengt Bengtsson SWE 4:09:34; 23, Carlos Mercenario MEX 4:09:40; 24, Denis Franke GER 4:10:16; 25, Pascal Servant FRA 4:11:02; 26, Santiago Pérez ESP 4:11:30; 27, Akihiko Koike JPN 4:18:43; 28, Jeff Cassin IRL 4:20:43; 29, Klaus David Jensen DEN 4:32:06

**Did not finish:** Yevgeniy Shmalyuk RUS, Sergey Korepanov KAZ, Sylvain Caudron FRA, Trond Nymark NOR, Valentin Kononen FIN, Jesús Angel García ESP, Viktor Ginko BLR, Giovanni Perricelli ITA, Joel Sánchez MEX & Miguel Angel Rodríguez MEX

**Did not start:** Igor Kollár SVK

**Disqualified:** (r230.6a) Aigars Fadejevs LAT, Peter Tichy SVK, Denis Trautmann GER, Zujus Daugvinas LTU, Jacob Sørensen DEN, Tomasz Lipiec POL, Zoltán Czukor HUN, Andrew Hermann USA, Tim Berrett CAN, Robert Korzeniowski POL & Allen Heppner USA

**Disqualified:** (r40.1) German Skurygin RUS (3:44:23)

The brilliant sequence of titles won by Korzeniowski (1996 Olympics, 1997 World, 1998 European) came to an end – albeit temporarily – with his disqualification shortly before 40 kilometres. By then it was clear anyway that, barring disaster, the new champion would apparently be Skurygin, who had been left in the lead when Fadejevs (ahead by 43secs at 15 kilometres and by 1 min 15 sec at 20 kilometres) was pulled at halfway. The order was Fadejevs 1:52:01, Skurygin 1:52:50, Shmalyuk and García 1:53:48, Korzeniowski and Clausen 1:54:14. By 30 kilometres Skurygin was over two minutes clear of Brugnetti (13th at halfway in 1:54:58) and Korzeniowski, and by 40 kilometres his

advantage over the young Italian was more than three and a half minutes, a margin he maintained to the finish.

In November 2001 – following a lengthy investigation – it was revealed that the Russian Federation had decided to impose a two-year suspension on Skurygin (from August 1999) as he had failed a doping test after his victory. He was stripped of the title which was given to the original silver medallist Brugnetti, who at 22 became the youngest ever winner of this event. Sadly Skurygin died of a heart attack on November 28, 2008.

**Edmonton 2001****(Aug 11)**

|    |                     |     |         |
|----|---------------------|-----|---------|
| 1, | Robert Korzeniowski | POL | 3:42:08 |
| 2, | Jesús Angel García  | ESP | 3:43:07 |
| 3, | Edgar Hernández     | MEX | 3:46:12 |
| 4, | Aigars Fadejevs     | LAT | 3:46:20 |
| 5, | Vladimir Potemin    | RUS | 3:46:53 |
| 6, | Valentí Massana     | ESP | 3:48:28 |
| 7, | Curt Clausen        | USA | 3:50:46 |
| 8, | Marco Giungi        | ITA | 3:51:09 |

9, Tomasz Lipiec POL 3:53:06; 10, Mike Trautmann GER 3:53:25; 11, Denis Langlois FRA 3:53:42; 12, David Boulanger FRA 3:53:52; 13, Francesco Galdenzi ITA 3:54:42; 14, Philip Dunn USA 3:56:33; 15, Mikel Odriozola ESP 3:57:17; 16, Spyros Kastánis GRE 3:57:35; 17, Yoshimi Hara JPN 3:58:47; 18, Miloš Holuša CZE 3:58:54; 19, Tim Berrett CAN 3:59:34; 20, Sergey Korepanov KAZ 3:59:57; 21, Aleksandar Raković YUG 4:01:50; 22, Jacob Sørensen DEN 4:03:21; 23, Stefan Malík SVK 4:04:50; 24, Miguel Rodríguez MEX 4:06:45; 25, Jorge Costa POR 4:07:48; 26, Fredrik Svensson SWE 4:08:35; 27, René Piller FRA 4:10:54; 28, Jamie Costin IRL 4:11:58; 29, Fumio Imamura JPN 4:12:28; 30, Ugis Bruvelis LAT 4:22:02; 31, Arturo Huerta CAN 4:25:07

**Did not finish:** Sándor Urbanik HUN, Giovanni De Benedictis ITA, Omar Zepeda MEX, Trond Nymark NOR, Craig Barrett NZL, Aleksey Voyevodin RUS & Matej Spišiak SVK

**Disqualified:** (r230.6a) Darren Bown AUS, Nathan Deakes AUS, Liam Murphy AUS, Denis Trautmann GER, Modris Liepiņš LAT, Daugvinas Zujus LTU, Roman Magdziarczyk POL, Pedro Martins POR, Nikolay Matyukhin RUS & Bengt Bengtsson SWE

Robert Korzeniowski was dominant again, collecting his third World Championship gold. His compatriot Lipiec built up a big lead in the first half of the race which included 24 laps of the walking circuit. By 30Km the leader was Fadejevs (2:14:26) from Korzeniowski and Potemin. Fadejevs then tried to break away before the Polish champion strode clear. He competed the last 10Km in 44:21 and set a world-leading mark for 2001. The 1993 winner García collected his third world medal, a silver, while the surprising Hernández overtook Fadejevs for the bronze just 120m from the finish.

**Paris 2003****(Aug 27)**

|    |                     |     |                       |
|----|---------------------|-----|-----------------------|
| 1, | Robert Korzeniowski | POL | 3:36:03 <sup>WR</sup> |
| 2, | German Skurygin     | RUS | 3:36:42               |
| 3, | Andreas Erm         | GER | 3:37:46               |
| 4, | Aleksey Voyevodin   | RUS | 3:38:01               |
| 5, | Denis Nizhegorodov  | RUS | 3:38:23               |
| 6, | Jesús Angel García  | ESP | 3:43:56               |
| 7, | Roman Magdziarczyk  | POL | 3:44:53               |
| 8, | Trond Nymark        | NOR | 3:46:14               |

9, Sergey Korepanov KAZ 3:47:42; 10, Denis Langlois FRA 3:49:05; 11, Eddy Riva FRA 3:53:18; 12, German Sánchez MEX 3:53:24; 13, Peter Korcok SVK 3:54:12; 14, Mikel Odriozola ESP 3:56:27; 15, Fredrik Svensson SWE 3:56:31; 16, Spyros Kastánis GRE 3:56:41; 17, Pedro Martins POR 3:58:10; 18, Bengt Bengtsson SWE 3:58:36; 19, Tim Berrett CAN 4:02:03

**Did not finish:** Francisco Pinaro ESP, Luis García GUA, Jamie Costin IRL, Miguel Angel Rodríguez MEX & Aleksandar Rakovic SCG

**Disqualified:** (r230.6a) Bian Aiguo CHN, Wang Yinhang CHN, Yu Chaohong CHN, Miloš Holuša CZE, Jacob Sørensen DEN, János Tóth HUN, Marco Giungi ITA, Fumio Imamura JPN, Aigars Fadejevs LAT, Modris Liepiņš LAT, Craig Barrett NZL, Tomasz Lipiec POL, Grzegorz Sudol POL, Peter Tichy SVK & Curt Clausen USA

After four World or Olympic golds at 50Km, the great Robert Korzeniowski described this event as “the toughest race of my life.” Like Jefferson Pérez four days earlier, he broke the world record with negative splits. The defending champion, resident in France, was

always prominent. At 15Km there were seven men in the lead pack; Korzeniowski, Erm, Voyevodin, Yu, Fadejevs, Nizhegorodov and 1999 disqualifier Skurygin. Two laps later the 35 year-old Pole began to stretch away and was six seconds ahead of Erm at the halfway mark.

At 38Km Erm was caught by Skurygin, who continued to close dramatically on Korzeniowski. The Russian covered 35K-45Km in 41:38 compared with Korzeniowski 42:22, but the vastly experienced Pole had saved himself for a 21:12 final lap to Skurygin's 21:45. "I had no other possibility than to set a new world best," said Korzeniowski, whose 10Km splits were 44:33, 44:16, 43:25, 42:28 and 42:43.

## Helsinki 2005

(Aug 12)

|     |                    |     |         |
|-----|--------------------|-----|---------|
| 1,  | Sergey Kiryapkin   | RUS | 3:38:08 |
| 2,  | Aleksey Voyevodin  | RUS | 3:41:25 |
| 3,  | Alex Schwazer      | ITA | 3:41:54 |
| 4,  | Trond Nymark       | NOR | 3:44:04 |
| 5,  | Zhao Chengliang    | CHN | 3:44:45 |
| 6,  | Omar Zepeda        | MEX | 3:49:01 |
| 7,  | Roman Magdziarczyk | POL | 3:49:55 |
| 8,  | Yuki Yamazaki      | JPN | 3:51:15 |
| 9,  | Horacio Nava       | MEX | 3:53:57 |
| 10, | Peter Korcok       | SVK | 3:55:02 |
| 11, | Tim Berrett        | CAN | 3:55:48 |
| 12, | Julio Martínez     | GUA | 3:57:56 |
| 13, | Marco De Luca      | ITA | 3:58:32 |
| 14, | Denis Langlois     | FRA | 3:59:31 |
| 15, | Ken Akashi         | JPN | 3:59:35 |
| 16, | Kim Dong-young     | KOR | 4:01:25 |
| 17, | Modris Liepiņš     | LAT | 4:01:54 |
| 18, | Miloš Batovsky     | SVK | 4:05:44 |
| 19, | Sergey Korepanov   | RUS | 4:06:23 |
| 20, | Pedro Martins      | POR | 4:08:12 |
| 21, | Antti Kempas       | FIN | 4:10:30 |
| 22, | Jorge Costa        | POR | 4:22:17 |
| 23, | Phillip Dunn       | USA | 4:25:27 |

**Did not finish:** Andrey Stepanchuk BLR, Sérgio Galvão BRA, Han Yucheng CHN, Xing Shucai CHN, Luis García MEX, Rafał Fedaczyński POL, Aleksey Kazanin UKR  
**Disqualified:** (r230.6a) Viktor Ginko BLR, Miloš Holuša CZE, Jesús Angel García ESP, Mikel Odriozola ESP, Jani Lehtinen FIN, Yohan Diniz FRA, Diego Cafagna ITA, Aigars Fadejevs LAT, Miguel Solís MEX, Craig Barrett NZL, Grzegorz Sudoł POL, Vladimir Kanaykin RUS, Aleksandar Rakovic SCG, Fredrik Svensson SWE

The results showing the splits for the race told a very simple story. At every 5Km mark except one, the leader was Kiryapkin. At 5Km – reached in 22:16 – a group of 11 were together. This had shrunk to three – all Russians – by 10Km (44:12). The pace kept increasing with Voyevodin and Kiryapkin together at 20Km (1:28:02). By 30Km (2:11:47) Kiryapkin was 26 seconds clear, and the screw was still turning. Kiryapkin's fourth 10Km section was covered in 42:52 (sub-3:35 pace), before he let up slightly with a 43:29 over the last fifth of the race. Voyevodin finished more than three minutes back, holding off the 20 year-old Schwazer, the youngest medallist in the history of the event. Of the top four, only Voyevodin failed to set a personal best.

## Osaka 2007

(Sep 1)

|     |                           |     |         |
|-----|---------------------------|-----|---------|
| 1,  | Nathan Deakes             | AUS | 3:43:53 |
| 2,  | Yohan Diniz               | FRA | 3:44:22 |
| 3,  | Alex Schwazer             | ITA | 3:44:38 |
| 4,  | Denis Nizhegorodov        | RUS | 3:46:57 |
| 5,  | Erik Tysse                | NOR | 3:51:52 |
| 6,  | Mikel Odriozola           | ESP | 3:55:19 |
| 7,  | Sun Chao                  | CHN | 3:55:43 |
| 8,  | Trond Nymark              | NOR | 3:57:22 |
| 9,  | Horacio Nava              | MEX | 3:58:17 |
| 10, | Jarkko Kinnunen           | FIN | 3:58:22 |
| 11, | Antti Kempas              | FIN | 3:59:34 |
| 12, | Donatas Skarnulis         | LTU | 3:59:48 |
| 13, | Eddy Riva                 | FRA | 4:00:44 |
| 14, | David Boulanger           | FRA | 4:01:30 |
| 15, | António Pereira           | POR | 4:02:09 |
| 16, | Ken Akashi                | JPN | 4:02:31 |
| 17, | Yusuke Yachi              | JPN | 4:05:21 |
| 18, | Diego Cafagna             | ITA | 4:06:03 |
| 19, | Tim Berrett               | CAN | 4:06:47 |
| 20, | Jesús Sánchez             | MEX | 4:07:14 |
| 21, | Grzegorz Sudoł            | POL | 4:07:48 |
| 22, | Miloš Bátorvsky           | SVK | 4:08:22 |
| 23, | Nenad Filipović           | SRB | 4:12:11 |
| 24, | Chris Erickson            | AUS | 4:13:00 |
| 25, | Konstadinos Stefanopoulos | GRE | 4:14:22 |
| 26, | Augusto Cardoso           | POR | 4:14:38 |
| 27, | Jorge Costa               | POR | 4:16:05 |
| 28, | Igors Kazakevics          | LAT | 4:19:43 |
| 29, | Andrei Stepanchuk         | BLR | 4:23:30 |
| 30, | Rafał Fedaczyński         | POL | 4:24:51 |
| 31, | Kevin Eastler             | USA | 4:31:52 |

**Did not finish:** Vitali Talankov BLR, Fredy Hernández COL, Santiago Pérez ESP, Jamie Costin IRL, Marco De Luca ITA, Yuki Yamazaki JPN, Ingus Janevics LAT, Tony Sargisson NZL, Kamil Kalka POL, Vladimir Kanaykin RUS, Sergey Kiryapkin RUS, Aleksey Voyevodin RUS, Peter Korcok SVK, Anton Kucmin SVK  
**Disqualified:** (r230.6a) Duane Cousins AUS, Yu Chaohong CHN, Zhao Chengliang CHN, Jesús Angel García ESP, Zoltán Czukur HUN, Colin Griffin IRL, Omar Zepeda MEX, Andreas Gustafsson SWE, Fredrik Svensson SWE

Pérez was the early leader, passing 5Km in 23:36, but was 42 seconds behind Yu by 10Km, after the Chinese athlete's second 5Km split of 22:18. Neither man would finish. Ninety seconds behind Yu, the favourites were biding their time. World record holder Deakes took over the lead just after the 30Km point, passing 35Km some six seconds ahead of European Champion Diniz, and extended his lead the rest of the way to the finish. Behind these two, Schwazer held back till the 35Km point on the advice of his coach, before gaining more than one and a half minutes on Deakes. He won the bronze but was furious that his move had come too late. Down in 19th place was Canada's Tim Berrett who became the first man to compete in nine World Championships. The temperature ranged from 25° to 30° during the race, resulting in the slowest winning time since 1999.

X

## Berlin 2009

(Aug 21)

|     |                       |     |         |
|-----|-----------------------|-----|---------|
| 1,  | Trond Nymark          | NOR | 3:41:16 |
| 2,  | Jesús Angel García    | ESP | 3:41:37 |
| 3,  | Grzegorz Sudoł        | POL | 3:42:34 |
| 4,  | André Höhne           | GER | 3:43:19 |
| 5,  | Luke Adams            | AUS | 3:43:39 |
| 6,  | Jared Tallent         | AUS | 3:44:50 |
| 7,  | Marco De Luca         | ITA | 3:46:31 |
| 8,  | Jarkko Kinnunen       | FIN | 3:47:36 |
| 9,  | Matej Tóth            | SVK | 3:48:35 |
| 10, | Xu Faguang            | CHN | 3:48:52 |
| 11, | Yohan Diniz           | FRA | 3:49:03 |
| 12, | Jesús Sánchez         | MEX | 3:50:55 |
| 13, | Donatas Skarnulis     | LTU | 3:50:56 |
| 14, | Zhao Chengliang       | CHN | 3:53:06 |
| 15, | Oleksiy Shelest       | UKR | 3:54:03 |
| 16, | Tadas Suskevicius     | LTU | 3:54:29 |
| 17, | Koichiro Morioka      | JPN | 3:56:21 |
| 18, | Horacio Nava          | MEX | 3:56:26 |
| 19, | Hervé Davaux          | FRA | 3:57:10 |
| 20, | Andreas Gustafsson    | SWE | 3:57:53 |
| 21, | Rafał Augustyn        | POL | 3:58:30 |
| 22, | Augusto Cardoso       | POR | 3:59:10 |
| 23, | Miloš Bátorvsky       | SVK | 3:59:39 |
| 24, | Li Lei                | CHN | 4:00:13 |
| 25, | Mikel Odriozola       | ESP | 4:00:54 |
| 26, | Cédric Houssaye       | FRA | 4:02:44 |
| 27, | Diego Cafagna         | ITA | 4:08:04 |
| 28, | José Alejandro Cambil | ESP | 4:13:14 |
| 29, | Mesías Zapata         | ECU | 4:15:28 |
| 30, | Luis García           | GUA | 4:18:13 |

**Did not finish:** Mario José dos Santos Jr BRA, Marco Benavides ESA, Konstadinos Stefanopoulos GRE, Jamie Costin IRL, Colin Griffin IRL, Alex Schwazer ITA, Ingus Janevics LAT, Erik Tysse NOR, Rafał Fedaczyński POL, António Pereira POR, Yuriy Andronov RUS, Denis Nizhegorodov RUS & Nenad Filipović SRB  
**Disqualified:** (r230.6a) Takayuki Tani JPN, Yuki Yamazaki JPN & Omar Zepeda MEX  
**Disqualified:** (r40.9) Sergey Kiryapkin RUS (3:38:35)

The race was held over a 25 lap 2Km course with the pace varying from 22:28 (for the first 5Km) to 21:31 (for the penultimate 5Km). The race was led for most of the way by Adams and Tallent, with Adams ahead at 20Km (1:28:24), and Tallent leading at 40Km (2:55:24). The 2005 champion Kiryapkin then accelerated, and with a last 5Km of 21:37, came home a winner by 2:41. His two halves were covered in 1:50:08 and 1:48:27. The next four also had negative splits, while those suffering most amongst the top finishers were the Australians and European Champion Diniz, who had led at halfway (1:50:08). Sixteen years after his world gold (also in Germany), 39 year-old García – contesting his ninth World Championships – took bronze to equal Korzeniowski's record event medal tally of four.

The winner had the same coach (Viktor Cheygin) as the other two Berlin walks champions. "[He] gave me advice and I followed it," explained Kiryapkin, "start slowly then pick up speed continuously until the end of the race."

Regrettably Kiryapkin was one of six Russian athletes who, in January 2015, were heavily banned by the Russian Anti-Doping Agency due to irregularities in their biological passports. The full extent of their initial punishments by the RUSADA was disputed by the IAAF and the case was processed by the Court of Arbitration for Sport in 2015/2016.

In March 2016 the CAS upheld the IAAF's appeal, annulling all of Kiryapkin's results from August 20, 2009. Coach Cheygin was given a life ban, from February 2016. Besides his Berlin world title, Kiryapkin was also stripped of his 2012 Olympic gold and the 2012 IAAF World Race Walking Cup title. Both of those honours ultimately went to Tallent, who was seventh (then sixth) in Berlin.

Nymark became the rightful World Champion of 2009 and should now be regarded as the first Norwegian man to win such an honour – two days before javelin thrower Andreas Thorkildsen.



**X****Daegu 2011****(Sep 3)**

|    |   |     |         |
|----|---|-----|---------|
| 1, | Denis Nizhegorodov  | RUS | 3:42:45 |
| 2, | Jared Tallent   | AUS | 3:43:36 |
| 3, | Si Tianfeng   | CHN | 3:44:40 |
| 4, | Luke Adams  | AUS | 3:45:31 |
| 5, | Koichiro Morioka  | JPN | 3:46:21 |
| 6, | Park Chil-Sung  | KOR | 3:47:13 |
| 7, | Xu Fanguang   | CHN | 3:47:19 |
| 8, | Takayuki Tanii  | JPN | 3:48:03 |
| 9, | Hiroki Arai JPN 3:48:40; 10, Andrés Chocho ECU 3:49:32; 11, Marco De Luca ITA 3:49:40; 12, Rafał Sikora POL 3:50:24; 13, Kim Dong-Young KOR 3:51:12; 14, Jarkko Kinnunen FIN 3:52:32; 15, Jean-Jacques Nkouloukidi ITA 3:52:35; 16, Trond Nymark NOR 3:54:26; 17, Edgar Hernández MEX 3:54:46; 18, José Leyver MEX 3:55:37; 19, Oleksiy Kazanin UKR 3:56:18; 20, Omar Zepeda MEX 3:56:41; 21, Andreas Gustafsson SWE 4:00:05; 22, Bertrand Moulinet FRA 4:07:58; 23, Quentin Rew NZL 4:08:46; 24, Li Jianbo CHN 4:10:26 |     |         |

**Did not finish:** Nathan Deakes AUS, José Ignacio Díaz ESP, Igor Kazakévič LAT, Grzegorz Sudoł POL & Matej Tóth SVK

**Did not start:** Christopher Linke GER & Robert Heffernan IRL

**Disqualified:** (r230.6a) Jesús Ángel García ESP, Mikel Odrozola ESP, Antti Kempas FIN, Yohan Diniz FRA, Cedric Houssaye FRA, Colin Griffin IRL, Yim Jung-Hyun KOR, Tadas Šuškevičius LTU, Rafał Fedaczyński POL, Nenad Filipović SRB & Miloš Bátovský SVK

**Disqualified:** (r40.9 & r230.6a) Igor Yerokhin RUS

**Disqualified:** (r40.9) Sergey Bakulin RUS (3:41:24) & Sergey Kiryapkin RUS (DNF)

Double European champion Diniz was the early leader, passing 15Km in 66:20. Then, as had happened in 2005, the Frenchman was disqualified for "lifting." The 2007 winner Deakes took over, passing 20Km in 1:28:03, and 30Km in 2:11:33. The Australian then slowed up, bothered by hamstring problems, and Bakulin, 31 seconds behind at 30Km was in front at 35Km. The Russian maintained 3:40 pace until the last 5Km, which he covered in 23:08. Behind him another Australian, Tallent, gained until 46Km then lost 48 seconds in the last 4Km and was passed by Nizhegorodov in the closing stages. The Daegu walks were all held on a 2Km loop in Gukchae-bosang Memorial Park.

Bakulin, like his predecessor Kiryapkin, was caught doping under the IAAF Athlete Biological Passport programme. In January 2015, the Russian Anti-Doping Agency declared that he would be stripped of his Daegu gold, but the otherwise selective nature of the RUSADA's punishment in his and five other cases was disputed by the IAAF. The Court of Arbitration for Sport settled things in the IAAF's favour in March 2016. Bakulin was ultimately banned for three years and two months to February 2016, with the annulment of all his results from February 25, 2011. Kiryapkin was also disqualified from this race, though he failed to finish anyway.

**Moscow 2013****(Aug 14)**

|    |                  |     |         |
|----|------------------|-----|---------|
| 1, | Robert Heffernan | IRL | 3:37:56 |
| 2, | Mikhail Ryzhov   | RUS | 3:38:58 |
| 3, | Jared Tallent    | AUS | 3:40:03 |
| 4, | Igor Hlavan      | UKR | 3:40:39 |
| 5, | Matej Tóth       | SVK | 3:41:07 |
| 6, | Grzegorz Sudoł   | POL | 3:41:20 |
| 7, | Ivan Noskov      | RUS | 3:41:36 |
| 8, | Łukasz Nowak     | POL | 3:43:38 |

9, Takayuki Tanii JPN 3:44:26; 10, Yohann Diniz FRA 3:45:18; 11, Hiroki Arai JPN 3:45:56; 12, Jesús Ángel García ESP 3:46:44; 13, Sergiy Budza UKR 3:47:36; 14, Ivan Trotskiy BLR 3:47:52; 15, Marco De Luca ITA 3:48:05; 16, Chris Erickson AUS 3:49:41; 17, Quentin Rew NZL 3:50:27; 18, Claudio Villanueva ESP 3:50:29; 19, Omar Zepeda MEX 3:50:43; 20, Jarkko Kinnunen FIN 3:50:56; 21, Adrian Blocki POL 3:51:00; 22, Ato Ibáñez SWE 3:53:38; 23, Koichiro Morioka JPN 3:53:54; 24, Jean-Jacques Nkouloukidi ITA 3:54:00; 25, Brendan Boyce IRL 3:54:24; 26, Li Jianbo CHN 3:56:13; 27, Jonnathan Caceres ECU 3:56:58; 28, Pedro Isidro POR 3:57:30; 29, Dušan Majdán SVK 3:57:50; 30, Xu Fanguang CHN 3:57:54; 31, Marc Mundell RSA 3:57:55; 32, Horacio Nava MEX 3:58:09; 33, Basant Bahadur Rana IND 3:58:20; 34, José Ignacio Díaz ESP 3:58:26; 35, Omar Segura MEX 3:58:34; 36, Evan Dunfee CAN 3:59:28; 37, Oh Se-Han KOR 4:01:00; 38, Tadas Šuškevičius LTU 4:01:29; 39, Andreas Gustafsson SWE 4:01:40; 40, Marius Cocioran ROU 4:04:23; 41, Veli-Matti Partanen FIN 4:04:59; 42, Teodorico Caporaso ITA 4:05:25; 43, Mário José dos Santos BRA 4:06:12; 44, Xavier Moreno ECU 4:07:29; 45, Sándor Rácz HUN 4:12:18; 46, John Nunn USA 4:34:55

**Did not finish:** Si Tianfeng CHN, Fredy Hernández COL, Maciej Rosiewicz GEO, Erik Tysse NOR, Predrag Filipović SRB, Yereman Salazar VEN

**Disqualified:** (r230.6a) Ian Rayson AUS, Edwar Araya CHI, Emerson Hernández ESA, Andrés Chocho ECU, Sandeep Kumar IND, Yim Jung-Hyun KOR, Håvard Haukenes NOR, Ivan Banzeruk UKR

**Did not start:** Aléxandros Papamihail GRE

With an 8:30 start, the conditions were much better than for the 20Km walk, with the temperature ranging from 17 to 22°. The early leaders were Ryzhov and Noskov, who went through the first two 10Km sections in 44:26 and 1:28:36. The main pack was almost 20 seconds further back, but over the next 5Km Sudoł and Heffernan closed fast on the leaders. Sudoł led at the 25Km mark, and at 30Km (2:12:17) the leading pack began to dissolve. Diniz, on two warnings, dropped back as Heffernan began to apply pressure. The Irishman had a small lead over Ryzhov at 35Km. The Russian continued to fight, and it was only just past 40Km (2:55:04) that Heffernan finally got away. Covering the last 10Km in 42:52 Heffernan won by just over a minute, a rich reward after a series of fourth places in championship competition (some of which have since been upgraded to bronzes). Ryzhov was a fine second, with Australia's Tallent adding a fifth global medal to his collection.

"Being an Irishman taking on the Russian [walkers] in Moscow is like Ireland beating Brazil at football in Brazil," joked Heffernan who won his gold medal on the 30th anniversary of Eamonn Coghlan's 5000m victory for Ireland at the first World Championships.

**Beijing 2015****(Aug 29)**

|    |                  |     |         |
|----|------------------|-----|---------|
| 1, | Matej Tóth       | SVK | 3:40:32 |
| 2, | Jared Tallent    | AUS | 3:42:17 |
| 3, | Takayuki Tanii   | JPN | 3:42:55 |
| 4, | Hiroki Arai      | JPN | 3:43:44 |
| 5, | Robert Heffernan | IRL | 3:44:17 |
| 6, | Zhang Lin        | CHN | 3:44:39 |
| 7, | Yu Wei           | CHN | 3:45:21 |
| 8, | Andrés Chocho    | ECU | 3:46:00 |

9, Jesús Ángel García ESP 3:46:43; 10, Quentin Rew NZL 3:48:48; 11, Adrian Blocki POL 3:49:11; 12, Evan Dunfee CAN 3:49:56; 13, Chris Erickson AUS 3:51:26; 14, Wu Qianlong CHN 3:51:35; 15, Ivan Banzeruk UKR 3:52:15; 16, Marco De Luca ITA 3:53:02; 17, Matteo Giupponi ITA 3:53:23; 18, Veli-Matti Partanen FIN 3:54:28; 19, Serhiy Budza UKR 3:55:10; 20, Luis Fernando López COL 3:55:43; 21, Pedro Isidro POR 3:55:44; 22, Tadas Šuškevičius LTU 3:56:27; 23, Park Chil-Sung KOR 3:56:42; 24, Håvard Haukenes NOR 3:56:50; 25, Teodorico Caporaso ITA 3:56:58; 26, Sandeep Kumar IND 3:57:03; 27, Manish Singh Rawat IND 3:57:11; 28, Rafał Augustyn POL 3:57:30; 29, Jaime Quiyuch GUA 3:57:41; 30, Dušan Majdán SVK 3:58:57; 31, Matt Bilodeau CAN 4:01:35; 32, Jarkko Kinnunen FIN 4:02:07; 33, Marc Mundell RSA 4:02:41; 34, Yuki Yamazaki JPN 4:03:54; 35, Francisco Arcilla ESP 4:07:23; 36, Luis Ángel Sánchez GUA 4:09:26; 37, John Nunn USA 4:09:44; 38, Arnis Rumberieks LAT 4:28:55

**Did not finish:** Mário José dos Santos BRA, Benjamín Sánchez ESP, Aleksij Ojala FIN, Carl Dohmann GER, Aléxandros Papamihail GRE, Alex Wright IRL, Marius Cocioran ROU, Anders Hansson SWE & Ato Ibáñez SWE

**Disqualified:** (r230.6) Lukáš Gdula CZE, Erick Barrondo GUA, Brendan Boyce IRL, Łukasz Nowak POL, Martin Tistan SVK, Igor Hlavan UKR

Tóth headed the world list prior to Beijing by more than six minutes, and he won in a manner which confirmed that dominance. The Slovak led the field for more than 49Km of the race. By halfway, reached in 1:51:17, he was 55 seconds up, and his second half of 1:49:15 gained a further 50 seconds on the field. The remarkably consistent Tallent, who produced a fourth consecutive World Championship effort under 3:45, was second, some 38 seconds ahead of Tanii. Tóth would have won by a greater margin but for a toilet break taken after 31Km. "I have to say that this 50km was maybe the easiest race in my whole life," said the winner. It was the first ever medal in any event for Slovakia

The 1993 champion García made a record 12th IAAF World Championship appearance in ninth place. One position in front, Ecuador's Chocho set another record. His country became the 74th with an athlete in a final or top eight in Beijing. The previous most was 73 in Osaka 2007. Beijing's total would rise to 76 with the placings of Algeria and Antigua & Barbuda in later events.

In light of a growing number of positive doping tests reported for Russia's walkers, there were no competitors from that country in any



of the three walking disciplines in Beijing. Aleksandr Yargunkin had been entered originally for the 50Km, but himself failed an out-of-competition test on August 13, 2015.

| 50 KILOMETRES WALK                 |                     |           |  |           |           |           |           |           |               |
|------------------------------------|---------------------|-----------|--|-----------|-----------|-----------|-----------|-----------|---------------|
| <b>Multiple Medallists:</b>        |                     |           |  |           |           |           |           |           |               |
| 4                                  | Jesús Ángel García  | ESP       | 93-1, 97-2, 01-2, 09-2   |           |           |           |           |           |               |
|                                    | Robert Korzeniowski | POL       | 95-3, 97-1, 01-1, 03-1   |           |           |           |           |           |               |
| 3                                  | Jared Tallent       | AUS       | 11-2, 13-3, 15-2   |           |           |           |           |           |               |
| 2                                  | Ronald Weigel       | GDR       | 83-1, 87-2   |           |           |           |           |           |               |
|                                    | Hartwig Gauder      | GDR/GER   | 87-1, 91-3   |           |           |           |           |           |               |
|                                    | Valentin Kononen    | FIN       | 93-2, 95-1   |           |           |           |           |           |               |
|                                    | Alex Schwazer       | ITA       | 05-3, 07-3   |           |           |           |           |           |               |
| <b>Most Placings in Top Eight:</b> |                     |           |  |           |           |           |           |           |               |
| 6                                  | García              |           | 93-1, 95-5, 97-2, 01-2, 03-6, 09-2   |           |           |           |           |           |               |
| <b>Most Appearances:</b>           |                     |           |  |           |           |           |           |           |               |
| 12                                 | García              |           | 93-1, 95-5, 97-2, 99-dnf, 01-2, 03-6, 05-dq, 07-dq, 09-2, 11-dq, 13-12, 15-9 |           |           |           |           |           |               |
| <b>National Placings:</b>          |                     |           |  |           |           |           |           |           |               |
|                                    | <b>1</b>            | <b>2</b>  | <b>3</b>   | <b>4</b>  | <b>5</b>  | <b>6</b>  | <b>7</b>  | <b>8</b>  | <b>Points</b> |
| RUS                                | 2                   | 4         | 1  | 3         | 2         | -         | 1         | -         | 75            |
| ESP                                | 1                   | 4         | -  | 1         | 2         | 3         | -         | -         | 58            |
| GER                                | 2                   | 1         | 2  | 2         | 2         | -         | -         | 1         | 54            |
| ITA                                | 1                   | 1         | 2  | 1         | -         | 3         | 4         | 2         | 51            |
| POL                                | 3                   | -         | 2  | -         | 1         | 1         | 2         | 1         | 48            |
| URS                                | 2                   | 1         | 2  | 1         | -         | 1         | -         | 1         | 44            |
| MEX                                | -                   | 1         | 2  | 2         | 2         | 1         | -         | 2         | 42            |
| AUS                                | 1                   | 2         | 1  | 1         | 1         | 1         | -         | -         | 40            |
| FIN                                | 1                   | 1         | 1  | 1         | 1         | -         | -         | 1         | 31            |
| JPN                                | -                   | -         | 1  | 1         | 1         | 1         | 1         | 2         | 22            |
| CHN                                | -                   | -         | 1  | -         | 1         | 1         | 3         | 1         | 20            |
| NOR                                | 1                   | -         | -  | 1         | 1         | -         | -         | 2         | 19            |
| FRA                                | -                   | 1         | -  | -         | -         | 1         | 1         | 2         | 14            |
| IRL                                | 1                   | -         | -  | -         | 1         | -         | -         | -         | 12            |
| SVK                                | 1                   | -         | -  | -         | 1         | -         | -         | -         | 12            |
| USA                                | -                   | -         | 1  | -         | -         | -         | 1         | -         | 8             |
| LAT                                | -                   | -         | -  | 1         | -         | -         | -         | -         | 5             |
| UKR                                | -                   | -         | -  | 1         | -         | -         | -         | -         | 5             |
| CAN                                | -                   | -         | -  | -         | -         | 1         | 1         | -         | 5             |
| KOR                                | -                   | -         | -  | -         | -         | 1         | -         | -         | 3             |
| YUG                                | -                   | -         | -  | -         | -         | 1         | -         | -         | 3             |
| NZL                                | -                   | -         | -  | -         | -         | -         | 1         | -         | 2             |
| TCH                                | -                   | -         | -  | -         | -         | -         | 1         | -         | 2             |
| ECU                                | -                   | -         | -  | -         | -         | -         | -         | 1         | 1             |
| <b>Totals</b>                      | <b>16</b>           | <b>16</b> | <b>16</b>  | <b>16</b> | <b>16</b> | <b>16</b> | <b>16</b> | <b>16</b> | <b>576</b>    |

## 4 x 100 Metres Relay Helsinki 1983

### Final (Aug 10)

|        |               |                     |
|--------|---------------|---------------------|
| 1, [3] | United States | 37.86 <sup>WR</sup> |
| 2, [5] | Italy         | 38.37               |
| 3, [1] | USSR          | 38.41               |
| 4, [7] | GDR           | 38.51               |
| 5, [4] | FRG           | 38.56               |
| 6, [6] | Poland        | 38.72               |
| 7, [2] | Jamaica       | 38.75               |
| 8, [8] | France        | 38.98               |

Mary Decker's dramatic 3000m win and Jarmila Kratochvílová's world 400m record were already brilliant highlights on August 10, 1983, which became known as "Wonderful Wednesday." The sprint relay ended the day with the second and final of Helsinki's world records, and a third gold for the world's greatest male athlete.

Lewis had a busy night. First he anchored the US to a win in their semi-final, before taking a winning lead in the long jump final. The final, two hours later, saw the US drawn in lane 3 with Olympic Champions USSR assigned the unfavourable inside draw. Individual bronze medallist King got the US off to a strong start, but by the end of the second leg, the USSR were level. Smith pulled clear on the final bend to give Lewis a one metre lead. This he improved to five metres. The time of 37.86 was 0.17 inside the previous world record, and this news caused great celebration among the US team. One of the first to congratulate Lewis was Jason Grimes, whom Lewis had just beaten

into second place in the long jump. The Americans had dominated the championships so far and were firm favourites with the crowd.

"That was probably the best feeling I've ever had in track and field," said Lewis. "We were so far from home, but we were made to feel like we were at home."

Thanks to a fine anchor leg by Pietro Mennea, Italy pipped the USSR for the silvers. For the first time, eight teams bettered 39 seconds in the same race.

### Teams & unofficial splits where known:

|     |  |
|-----|--|
| USA | Emmit King, Willie Gault, Calvin Smith, Carl Lewis 8.98                    |
| ITA | Stefano Tilli, Carlo Simionato, Pierfrancesco Pavoni, Pietro Mennea 9.28   |
| URS | Andrey Prokofyev, Nikolay Sidorov, Vladimir Muravyov, Viktor Bryzgin       |
| GDR | Andreas Knebel, Thomas Schröder, Jens Hubler, Frank Emmelmann              |
| FRG | Werner Bastians, Christian Haas, Jürgen Evers, Andreas Rizzi               |
| POL | Krzysztof Zwolinski, Zenon Licznarski, Czesław Pradzynski, Marian Woronin  |
| JAM | George Walcott, Ray Stewart, Leroy Reid, Samuel Bradford                   |
| FRA | Thierry François, Marc Gasparoni, Antoine Richard, Jean-Jacques Boussemart |

### First round (First 4 & 4 fastest to semi-finals) (Aug 9)

**Heat 1:** 1, GDR 39.22; 2, Bulgaria 39.55; 3, Great Britain & NI 39.56; 4, Nigeria 39.62; 5, Finland 39.65; 6, Bahamas 39.91; (non-qualifiers) 7, Ghana 41.92; Cuba DNS

### Teams:

|     |  |
|-----|--|
| GDR | Andreas Knebel, Thomas Schröder, Jens Hubler, Frank Emmelmann          |
| BUL | Krasimir Sarbakov, Yordan Vandov, Bogomil Karadimov, Valentin Atanasov |
| GBR | Ainsley Bennett, Donovan Reid, Mike McFarlane, Drew McMaster           |
| NGR | Innocent Egbunike, Ikpoto Esem, Samson Oyeledun, Chidi Imoh            |
| FIN | Jouko Lehtinen, Jouko Hassi, Jukka Sihvonen, Kimmo Saaristo            |
| BAH | Fabian Whymns, Austin Albury, Joey Wells, David Charlton               |
| GHA | Ernest Obeng, Sam Aidoo, Edward Pappoe, Awudu Nuhu                     |

**Heat 2:** 1, United States 38.75; 2, Italy 39.40; 3, Hungary 39.58; 4, Australia 40.02; (non-qualifiers) 5, Ivory Coast 40.70; Canada, Kenya & PR of China DQ

### Teams:

|     |   |
|-----|---|
| USA | Emmit King, Willie Gault, Calvin Smith, Carl Lewis                  |
| ITA | Stefano Tilli, Carlo Simionato, Pierfrancesco Pavoni, Pietro Mennea |
| HUN | Ferenc Kiss, István Nagy, László Bably, István Tatár                |
| AUS | Paul Narracott, Gerrard Keating, Bruce Frayne, Gary Minihan         |
| CIV | Kduakio Otokpa, Avognan Nogboum, Georges Kablan, Gabriel Tiacoh     |
| CAN | Ben Johnson, Atlee Mahorn, Desai Williams, Tony Sharpe              |
| KEN | Alfred Nyambane, Peter Wekesa, John Anzrah, Moja Shivanda           |
| CHN | Wang Shaoming, He Baodang, Cai Jianming, Yan Guoqiang               |

**Heat 3:** 1, USSR 38.77; 2, France 39.17; 3, FRG 39.35; 4, Poland 39.41; 5, Jamaica 39.49; 6, Greece 39.85; (non-qualifiers) 7, Thailand 40.17; 8, Chinese Taipei 40.49

### Teams:

|     |  |
|-----|--|
| URS | Andrey Prokofyev, Nikolay Sidorov, Vladimir Muravyov, Viktor Bryzgin         |
| FRA | Thierry François, Marc Gasparoni, Antoine Richard, Jean-Jacques Boussemart   |
| FRG | Werner Bastians, Christian Haas, Jürgen Evers, Andreas Rizzi                 |
| POL | Krzysztof Zwolinski, Zenon Licznarski, Czesław Pradzynski, Marian Woronin    |
| JAM | George Walcott, Ray Stewart, Leroy Reid, Samuel Bradford                     |
| GRE | Angelos Angelidis, Theodoros Gatzios, Nikolaos Hadjinikolaou, Kosmas Stratos |
| THA | Somsak Boontad, Suchart Chairsuvaparb, Prasit Boomprasert, Sumet Promna      |
| TPE | Wu Jing-Yee, Lee Kuo-Sheng, Hwang Chian-Shim, Hwang Sheng-Tai                |

### Semi-finals (First 4 to final) (Aug 10)

**Heat 1:** 1, USSR 38.62; 2, Italy 38.74; 3, Poland 39.01; 4, France 39.14; (non-qualifiers) 5, Nigeria 39.44; 6, Greece 39.71; 7, Finland 40.02; Hungary DNF

### Teams:

|     |  |
|-----|--|
| URS | Andrey Prokofyev, Nikolay Sidorov, Vladimir Muravyov, Viktor Bryzgin         |
| ITA | Stefano Tilli, Carlo Simionato, Pierfrancesco Pavoni, Pietro Mennea          |
| POL | Krzysztof Zwolinski, Zenon Licznarski, Czesław Pradzynski, Marian Woronin    |
| FRA | Thierry François, Marc Gasparoni, Antoine Richard, Jean-Jacques Boussemart   |
| NGR | Innocent Egbunike, Ikpoto Esem, Samson Oyeledun, Chidi Imoh                  |
| GRE | Angelos Angelidis, Theodoros Gatzios, Nikolaos Hadjinikolaou, Kosmas Stratos |
| FIN | Jouko Lehtinen, Jouko Hassi, Jukka Sihvonen, Kimmo Saaristo                  |
| HUN | Ferenc Kiss, István Nagy, László Bably, István Tatár                         |

**Heat 2:** 1, United States 38.50; 2, GDR 38.95; 3, FRG 39.13; 4, Jamaica 39.18; (non-qualifiers) 5, Great Britain & NI 39.39; 6, Bulgaria 39.59; 7, Bahamas 40.52; Australia DNF

### Teams:

|     |   |
|-----|---|
| USA | Emmit King, Willie Gault, Calvin Smith, Carl Lewis            |
| GDR | Andreas Knebel, Thomas Schröder, Jens Hubler, Frank Emmelmann |
| FRG | Werner Bastians, Christian Haas, Jürgen Evers, Andreas Rizzi  |

|     |  |
|-----|--|
| JAM | George Walcott, Ray Stewart, Leroy Reid, Samuel Bradford               |
| GBR | Ainsley Bennett, Donovan Reid, Mike McFarlane, Drew McMaster           |
| BUL | Krasimir Sarbakov, Yordan Vandov, Bogomil Karadimov, Valentin Atanasov |
| BAH | Fabian Whymns, Austin Albury, Joey Wells, David Charlton               |
| AUS | Paul Narracott, Gerrard Keating, Bruce Frayne, Gary Minihan            |

**X****Rome 1987****Final (Sep 6)**

|        |               |            |
|--------|---------------|------------|
| 1, [5] | United States | 37.90      |
| 2, [3] | USSR          | 38.02      |
| 3, [6] | Jamaica       | 38.41      |
| 4, [7] | FRG           | 38.73      |
| 5, [8] | Hungary       | 39.04      |
| 6, [1] | Italy         | 39.62      |
| 7, [2] | PR of China   | 39.93      |
| [4]    | Canada        | DQ (38.47) |

**Rightful finalists:** Japan

The United States retained their title, with Lewis winning his sixth world gold, but were not nearly as convincing as in 1983. It was Dennis Mitchell, not Lewis, who anchored the USA to wins in their heats and semi-finals. In the final, the Americans were pressurised by the USSR, who held a 2m lead after a fine last changeover. Lewis, inevitably, was able to catch and pass the Soviet anchorman Vladimir Krylov. The USSR, however, smashed their European record. The winning time was the third-fastest ever.

The Canadian team which so nearly won bronze were ultimately disqualified due to the involvement of Ben Johnson. The IAAF had annulled his 1987 World Championship performances (indoors and out) after his admittance of a doping violation.

**Teams & unofficial splits where known:**

|     |  |
|-----|--|
| USA | Lee McRae, Lee McNeill, Harvey Glance, Carl Lewis 8.86                       |
| URS | Aleksandr Yevgenyev, Viktor Bryzgin, Vladimir Muravyov, Vladimir Krylov 9.01 |
| JAM | John Mair, Andrew Smith, Clive Wright, Ray Stewart 9.23                      |
| FRG | Fritz Heer, Volker Westhagemann, Christian Haas, Norbert Dobeleit 9.38       |
| HUN | István Nagy, László Karaffa, István Tatár, Attila Kovács 9.33                |
| ITA | Ezio Madonia, Domenico Gorla, Paolo Catalano, Pierfrancesco Pavoni 9.39      |
| CHN | Li Tao, Cai Jianming, Li Feng, Zheng Chen 9.25                               |
| CAN | Ben Johnson DQ, Atlee Mahorn, Desai Williams, Mike Dwyer 9.31                |

**First round (First 4 & 4 fastest to semi-finals) (Sep 5)**

**Heat 1:** 1, United States 38.80; 2, Hungary 39.11; 3, Japan 39.49; 4, PR of China 39.63; 5, Spain 40.20; (non-qualifiers) 6, Uganda 40.22; Great Britain & NI DQ

**Teams:**

|     |   |
|-----|---|
| USA | Lee McRae, Lee McNeill, Harvey Glance, Dennis Mitchell          |
| HUN | István Nagy, László Karaffa, István Tatár, Attila Kovács        |
| JPN | Kaoru Matsubara, Hirohisa Ota, Masahiro Nagura, Hiroki Fuwa     |
| CHN | Li Tao, Cai Jianming, Li Feng, Zheng Chen                       |
| ESP | Enrique Talavera, Prado, Miguel García, Javier Arques           |
| UGA | Moses Musonge, Joseph Ssali, Sunday Olweny, Edward Bitoga       |
| GBR | Lincoln Asquith, John Regis, Mike McFarlane, Clarence Callender |

**Heat 2:** 1, USSR 38.98; 2, FRG 39.10; 3, Brazil 39.57; 4, Italy 39.58; 5, Ghana 39.77; 6, Chinese Taipei 40.05 (All qualified)

**Teams:**

|     |  |
|-----|--|
| URS | Aleksandr Yevgenyev, Viktor Bryzgin, Vladimir Muravyov, Andrey Fedoriv |
| FRG | Fritz Heer, Volker Westhagemann, Christian Haas, Norbert Dobeleit      |
| BRA | Joitto Bonfim, Carlos de Oliveira, Arnaldo Silva, Robson da Silva      |
| ITA | Ezio Madonia, Stefano Tilli, Paolo Catalano, Pierfrancesco Pavoni      |
| GHA | John Myles-Mills, Emmanuel Tuffuor, Salaam Gariba, Eric Akogyiram      |
| TPE | Lai, Lee, Chang, Cheng   |

**Heat 3:** 1, Jamaica 38.88; 2, Cuba 39.44; 3, Senegal 39.83; 4, Portugal 40.10; Canada DQ (38.76); (non-qualifier) Nigeria DNS

**Teams:**

|     |  |
|-----|--|
| JAM | John Mair, Andrew Smith, Clive Wright, Ray Stewart               |
| CUB | Ricardo Chacón, Leandro Peñalvar, Sergio Querol, Andrés Simón    |
| SEN | Charles Seck, Hamidou Diawara, Joseph Diaz, Amadem Mbaye         |
| POR | Arnaldo Abrantes, Pedro Curvelo, Luis Cunha, Luis Barroso        |
| NGR | Augustina Olobia, Patrick Nwankwo, Innocent Egbunike, Chidi Imoh |
| CAN | Ben Johnson DQ, Atlee Mahorn, Desai Williams, Mike Dwyer         |

**Semi-finals (First 4 to final) (Sep 5)**

**Heat 1:** 1, USSR 38.29; 2, FRG 38.84; 3, Italy 39.53; (non-qualifiers) 4, Japan 39.71; 5, Spain 39.74; 6, Ghana 39.94; 7, Senegal 40.22; Canada DQ (38.50)

**Teams:**

|     |   |
|-----|---|
| URS | Aleksandr Yevgenyev, Viktor Bryzgin, Vladimir Muravyov, Vladimir Krylov |
| FRG | Fritz Heer, Volker Westhagemann, Christian Haas, Norbert Dobeleit       |
| ITA | Ezio Madonia, Stefano Tilli, Paolo Catalano, Pierfrancesco Pavoni       |
| JPN | Kaoru Matsubara, Hirohisa Ota, Masahiro Nagura, Hiroki Fuwa             |
| ESP | Miguel García, Juan Prado, Angel Heras, Javier Arques                   |
| GHA | John Myles-Mills, Emmanuel Tuffuor, Salaam Gariba, Eric Akogyiram       |
| SEN | Charles Seck, Hamidou Diawara, Joseph Diaz, Amadem Mbaye                |
| CAN | Ben Johnson DQ, Atlee Mahorn, Desai Williams, Mike Dwyer                |

**Heat 2:** 1, United States 38.33; 2, Jamaica 38.66; 3, Hungary 38.78; 4, PR of China 39.05; (non-qualifiers) 5, Cuba 39.08; 6, Brazil 39.22; 7, Chinese Taipei 39.90; 8, Portugal 40.24

**Teams:**

|     |   |
|-----|---|
| USA | Lee McRae, Lee McNeill, Harvey Glance, Dennis Mitchell            |
| JAM | John Mair, Andrew Smith, Clive Wright, Ray Stewart                |
| HUN | István Nagy, László Karaffa, István Tatár, Attila Kovács          |
| CHN | Li Tao, Cai Jianming, Li Feng, Zheng Chen                         |
| CUB | Ricardo Chacón, Leandro Peñalvar, Sergio Querol, Andrés Simón     |
| BRA | Joitto Bonfim, Carlos de Oliveira, Arnaldo Silva, Robson da Silva |
| TPE | Lai Cheng-Chyuan, Lee Shiun-Long, Chang Yih-Yuan, Cheng Hsin-Fu   |
| POR | Arnaldo Abrantes, Pedro Curvelo, Luis Cunha, Luis Barroso         |

**Tokyo 1991****Final (Sep 1)**

|        |                    |                     |
|--------|--------------------|---------------------|
| 1, [4] | United States      | 37.50 <sup>WR</sup> |
| 2, [5] | France             | 37.87               |
| 3, [6] | Great Britain & NI | 38.09               |
| 4, [3] | Nigeria            | 38.43               |
| 5, [7] | Italy              | 38.52               |
| 6, [8] | Jamaica            | 38.67               |
| 7, [2] | USSR               | 38.68               |
| 8, [1] | Canada             | 39.51               |

It had already been a notable year for the 4x100m relay, with two world records by the USA earlier in the summer. After the US sweep in the 100m final, another record looked likely, and this was confirmed in the heats. The squad of Cason, Burrell, Mitchell and Marsh won in 37.75, just 0.08 down on the new world mark. Lewis was to replace Marsh in the final, in which the United States were given an unexpectedly close race by France. However, the US won clearly in a new world record.

"We had something to prove," said Lewis, who won his eighth world gold, "and that was that American sprinters are supreme. All summer we've heard that the French have been saying that the US isn't a proper team and that they can't change the baton."

**Teams & unofficial splits where known:**

|     |  |
|-----|--|
| USA | Andre Cason 10.30, Leroy Burrell 8.91, Dennis Mitchell 9.22, Carl Lewis 9.07 |
| FRA | Max Morinière, Daniel Sangouma, Jean-Charles Trouabal, Bruno Marie-Rose      |
| GBR | Tony Jarrett, John Regis, Darren Braithwaite, Linford Christie               |
| NGR | George Ogbiede, Olapade Adeniken, Victor Omagbemi, Davidson Ezinwa           |
| ITA | Mario Longo, Ezio Madonia, Sandro Floris, Stefano Tilli                      |
| JAM | Dennis Mowatt, Ray Stewart, Michael Green, John Mair                         |
| URS | Viktor Bryzgin, Aleksandr Goremykin, Oleg Khramarenko, Vitaliy Savin         |
| CAN | Ben Johnson, Mike Dwyer, Cyprian Enweani, Peter Ogilvie                      |

**First round (First 3 & 2 fastest to final) (Aug 31)**

**Heat 1:** 1, France 38.29; 2, Great Britain & NI 38.36; 3, Jamaica 38.45; 4, Italy 38.74; (non-qualifiers) 5, Poland 39.08; 6, Spain 39.52; 7, Mexico 39.85; Germany DQ

**Teams:**

|     |   |
|-----|---|
| FRA | Max Morinière, Daniel Sangouma, Jean-Charles Trouabal, Bruno Marie-Rose |
| GBR | Tony Jarrett, John Regis, Darren Braithwaite, Linford Christie          |
| JAM | Michael Green, Ray Stewart, Wayne Watson, John Mair                     |
| ITA | Mario Longo, Ezio Madonia, Sandro Floris, Stefano Tilli                 |
| POL | Jacek Marlicki, Robert Maćkowiak, Marek Zalewski, Jarosław Kaniecki     |
| ESP | Luis Rodríguez, Miguel Gómez, Juan Jesús Trapero, Enrique Talavera      |
| MEX | Genaro Rojas, Eduardo Nava, Hermán Adam, Jaime López                    |
| GER | Wolfgang Haupt, Steffen Bringmann, Steffen Görmer, Florian Schwarthoff  |

**Heat 2:** 1, United States 37.75; 2, Nigeria 38.44; 3, USSR 38.64; 4, Canada 38.76; (non-qualifiers) 5, Cuba 39.15; 6, Japan 39.19; 7, Ghana 39.55; 8, Austria 39.85

**Teams:**

|     |  |
|-----|--|
| USA | Andre Cason, Leroy Burrell, Dennis Mitchell, Michael Marsh         |
| NGR | George Ogbiede, Olapade Adeniken, Victor Omagbemi, Davidson Ezinwa |

|     |  |
|-----|--|
| URS | Viktor Bryzgin, Aleksandr Goremykin, Oleg Khramarenko, Vitaliy Savin |
| CAN | Peter Ogilvie, Atlee Mahorn, Ben Johnson, Bruny Surin                |
| CUB | Joel Lamela, Leandro Peñalver, Felix Stevens, Jorge Aguilera         |
| JPN | Satoru Inoue, Tatsuo Sugimoto, Yoshiyuki Okuyama, Tetsuya Yamashita  |
| GHA | John Myles-Mills, Eric Akogyiram, Salaam Gariba, Emmanuel Tuffuor    |
| AUT | Gernot Kellermayr, Thomas Renner, Franz Ratzenberger, Herwig Röttl   |

## Stuttgart 1993

### Final (Aug 22)

|         |                    |       |
|---------|--------------------|-------|
| 1, [3]  | United States      | 37.48 |
| 2, [4]  | Great Britain & NI | 37.77 |
| 3, [5]  | Canada             | 37.83 |
| 4, [8]  | Cuba               | 38.39 |
| 5, [6]  | Australia          | 38.69 |
| 6, [11] | Germany            | 38.78 |
| 7, [2]  | Ivory Coast        | 38.82 |
| 8, [7]  | Sweden             | 39.22 |

The first semi-final brought together the three eventual medal-winning teams and generated a world record in the process. The United States clocked 37.40 to equal the record set at the Barcelona Olympic Games. It was a slight disappointment to see the same team fail to improve on that time in the final, where Burrell had to slow down to receive the baton from Mitchell. Nevertheless, the United States won easily from a star-studded British team.

"We pressed too much," said Burrell. "We wanted to break the world record and that cost us our concentration. Our handoffs were not nearly as good as they were yesterday."

Carl Lewis surrendered his place on the team to Leroy Burrell, who failed to qualify for the individual events in Stuttgart. However, one runner from the winning Helsinki quartet was among the medals again – Calvin Smith. He ran in Mitchell's place in the heats and so was awarded an extra medal.

#### Teams:

|     |   |
|-----|---|
| USA | Jon Drummond, Andre Cason, Dennis Mitchell, Leroy Burrell                     |
| GBR | Colin Jackson, Tony Jarrett, John Regis, Linford Christie                     |
| CAN | Robert Esmie, Glenroy Gilbert, Bruny Surin, Atlee Mahorn                      |
| CUB | Andrés Simón, Iván García, Joel Isasi, Jorge Aguilera                         |
| AUS | Paul Henderson, Damien Marsh, Dean Capobianco, Tim Jackson                    |
| GER | Marc Blume, Robert Kurnicki, Michael Huke, Steffen Görmer                     |
| CIV | Quattara Lagazane, Jean-Olivier Zirignon, Frank Waota, Ibrahim Meité          |
| SWE | Torbjörn Mårtensson, Mattias Sunneborn, Torbjörn Eriksson, Thomas Leandersson |

#### First round (First 3 in each heat & 4 fastest to semi-finals) (Aug 21)

Heat 1: 1, Ivory Coast 38.77; 2, Great Britain & NI 38.80; 3, Sweden 39.32; 4, Japan 39.40; 5, Switzerland 39.46; 6, New Zealand 39.77 (All qualified)

#### Teams:

|     |   |
|-----|---|
| CIV | Quattara Lagazane, Jean-Olivier Zirignon, Frank Waota, Ibrahim Meité    |
| GBR | Jason John, Tony Jarrett, Darren Braithwaite, Linford Christie          |
| SWE | Torbjörn Mårtensson, Torbjörn Eriksson, Lars Hedner, Thomas Leandersson |
| JPN | Hideki Onohara, Hisatsugu Suzuki, Hideyaki Miyata, Satoru Inoue         |
| SUI | Kevin Widmer, Olivier Bettex, Alain Reimann, David Dollé                |
| NZL | Todd Blythe, Mark Keddell, Chris Donaldson, Gus Nketia                  |

Heat 2: 1, Canada 38.86; 2, France 38.94; 3, Ghana 39.01; 4, Spain 39.44; (non-qualifiers) 5, Trinidad & Tobago 40.24; Russia DQ (r170.7)

#### Teams:

|     |   |
|-----|---|
| CAN | Robert Esmie, Glenroy Gilbert, Bruny Surin, Atlee Mahorn              |
| FRA | Olivier Théophile, Daniel Sangouma, Jean-Claude Trouabal, Eric Perrot |
| GHA | Salaam Gariba, Nelson Boateng, Solomon Amegacher, Emmanuel Tuffuor    |
| ESP | Juan Jesús Trapero, Pedro Nolet, Jordi Mayoral, Enrique Talavera      |
| TTO | Wendell Williams, Patrick Delice, Neil de Silva, Ato Boldon           |
| RUS | Pavel Galkin, Oleg Fatun, Andrey Fedoriv, Aleksandr Porkhomovskiy     |

Heat 3: 1, United States 38.12; 2, Australia 39.04; 3, Greece 39.91; (non-qualifiers) 4, Sierra Leone 40.69; 5, Netherlands Antilles 42.20; Senegal & Jamaica DNS

#### Teams:

|     |   |
|-----|---|
| USA | Jon Drummond, Andre Cason, Calvin Smith, Leroy Burrell                                |
| AUS | Paul Henderson, Damien Marsh, Dean Capobianco, Tim Jackson                            |
| GRE | Alexandros Yenovelis, Yiorgos Panayiotopoulos, Ioannis Nafpliotis, Alexandros Terzian |
| SLE | Francis Keyta, Foday Sillah, Haroun Korjie, Sanusi Turay                              |
| AHO | Manuel Ellsworth, Junior De Lain, Pierre Monte, Edleberg Martinus                     |
| SEN | No declaration  |
| JAM | No declaration  |

Heat 4: 1, Cuba 38.66; 2, Germany 38.90; 3, Italy 39.37; (non-qualifiers) 4, Mexico 39.79; 5, Thailand 40.12; 6, Barbados 40.24

#### Teams:

|     |  |
|-----|--|
| CUB | Andrés Simón, Iván García, Joel Isasi, Jorge Aguilera                  |
| GER | Marc Blume, Robert Kurnicki, Michael Huke, Steffen Görmer              |
| ITA | Giorgio Marras, Carlo Occhiena, Andrea Amici, Ezio Madonia             |
| MEX | Jaime López, Alejandro Cardeñas, Hermán Adam, Miguel Maranda           |
| THA | Worasiit Vachaputti, Visut Watanasin, Niti Piyapan, Vissanu Sopphanich |
| BAR | Edsel Chase, Roger Jordan, Henrico Atkins, Kirk Cummins                |

#### Semi-finals (First 4 to final) (Aug 21)

Heat 1: 1, United States 37.40WR; 2, Canada 37.99; 3, Great Britain & NI 38.05; 4, Australia 38.46; (non-qualifiers) 5, Ghana 38.61; 6, Greece 39.00; 7, Japan 39.01; 8, New Zealand 39.93

#### Teams:

|     |  |
|-----|--|
| USA | Jon Drummond, Andre Cason, Dennis Mitchell, Leroy Burrell                              |
| CAN | Robert Esmie, Glenroy Gilbert, Bruny Surin, Atlee Mahorn                               |
| GBR | Jason John, Tony Jarrett, Darren Braithwaite, Linford Christie                         |
| AUS | Paul Henderson, Damien Marsh, Dean Capobianco, Tim Jackson                             |
| GHA | Salaam Gariba, Nelson Boateng, Solomon Amegatcher, Emmanuel Tuffuor                    |
| GRE | Alexandros Yenovelis, Yiorgios Panayiotopoulos, Ioannis Nafpliotis, Alexandros Terzian |
| JPN | Hedeki Onohara, Tatsuo Sugimoto, Satoru Inoue, Koji Ito                                |
| NZL | Todd Blythe, Mark Keddell, Chris Donaldson, Gus Nketia                                 |

Heat 2: 1, Germany 38.58; 2, Cuba 38.73; 3, Sweden 38.96; 4, Ivory Coast 38.97; (non-qualifiers) 5, Spain 39.17; Switzerland, France & Italy DQ (r163.3)

#### Teams:

|     |   |
|-----|---|
| GER | Marc Blume, Robert Kurnicki, Michael Huke, Steffen Görmer               |
| CUB | Andrés Simón, Iván García, Joel Isasi, Jorge Aguilera                   |
| SWE | Torbjörn Mårtensson, Torbjörn Eriksson, Lars Hedner, Thomas Leandersson |
| CIV | Quattara Lagazane, Jean-Olivier Zirignon, Frank Waota, Ibrahim Meité    |
| ESP | Juan Jesús Trapero, Pedro Nolet, Jordi Mayoral, Enrique Talavera        |
| SUI | Kevin Widmer, Olivier Bettex, Alain Reimann, David Dollé                |
| FRA | Olivier Théophile, Daniel Sangouma, Jean-Charles Trouabal, Eric Perrot  |
| ITA | Giorgio Marras, Carlo Occhiena, Andrea Amici, Ezio Madonia              |

## Gothenburg 1995

### Final (Aug 13)

|         |           |             |
|---------|-----------|-------------|
| 1, [4]  | Canada    | 38.31       |
| 2, [5]  | Australia | 38.50       |
| 3, [3]  | Italy     | 39.07       |
| 4, [6]  | Jamaica   | 39.10       |
| 5, [8]  | Japan     | 39.33       |
| 6, [11] | Brazil    | 39.35       |
| 7, [7]  | Ukraine   | 39.39       |
| [2]     | Sweden    | DQ (r170.7) |

The United States' winning streak ended in the heats when Jon Drummond (2nd leg) and Tony McCall messed up their exchange. It looked as if McCall had gone off too slowly, leaving the pair no room and time to pass the baton. In fact, Drummond took the blame, admitting he was running faster than expected.

In any case, the USA would have had a tough race against Commonwealth champions Canada, who had the individual 100m silver and gold medalists – Surin and Bailey – on the last two legs. Their first three runners were the same as the team which won the bronze medals in 1993. Despite this, their last changeover was poor with Bailey looking backwards. Canada still won but were given a good race by Australia, who smashed their national record in both preliminary races. Even more of a revelation were Italy, for whom Floris made up two places on the anchor leg to take the bronze medals. Times in the final were slowed by the windy conditions on the final day.

Sweden ran a lap of honour after setting a national record of 38.74 when they won their heat. They progressed to the final where they were sadly disqualified.

#### Teams:

|     |   |
|-----|---|
| CAN | Robert Esmie, Glenroy Gilbert, Bruny Surin, Donovan Bailey              |
| AUS | Paul Henderson, Tim Jackson, Steve Brimacombe, Damien Marsh             |
| ITA | Giovanni Puggioni, Ezio Madonia, Angelo Cipolloni, Sandro Floris        |
| JAM | James Beckford, Michael Green, Leon Gordon, Raymond Stewart             |
| JPN | Hisatsugu Suzuki, Koji Ito, Satoru Inoue, Yoshitaka Ito                 |
| BRA | André da Silva, Sidnei de Souza, Édson Ribeiro, Robson da Silva         |
| UKR | Aleksey Chikhachov, Dmitriy Vanyayikin, Oleg Kramarenko, Sergey Osovich |
| SWE | Peter Karlsson, Mattias Ghansah, Lars Hedner, Tobias Karlsson           |



**First round (First 3 & 4 fastest to semi-finals) (Aug 12)**

**Heat 1:** 1, Canada 38.38; 2, Japan 38.79; 3, Brazil 38.85; 4, Russia 39.03; 5, Germany 39.06; (non-qualifiers) 6, Togo 39.45; 7, Cameroon 40.72

**Teams:**

CAN Robert Esmie, Glenroy Gilbert, Bruny Surin, Donovan Bailey  
 JPN Hisatsugu Suzuki, Koji Ito, Satoru Inoue, Yoshitaka Ito  
 BRA Andre da Silva, Sidnei de Souza, Édson Ribeiro, Robson da Silva  
 RUS Pavel Galkin, Aleksandr Sokolov, Andrey Grigoryev, Andrey Fedoriv  
 GER Marc Blume, Robert Kurnicki, Christian Konieczny, Michael Huke  
 TOG Teko Folligan, Boévi Lawson, Franck Amegnigan, Kossi Akoto  
 CMR Issa Nteppe, Benjamin Sirimou, Samuel Nchinda, Pierre Makon

**Heat 2:** 1, Sweden 38.74; 2, France 38.82; 3, Spain 39.35; 4, Bahamas 39.37; (non-qualifiers) 5, Ghana 39.83; Cuba DQ (r170.7); Saudi Arabia DQ (r163.3)

**Teams:**

SWE Peter Karlsson, Mattias Ghansah, Lars Hedner, Tobias Karlsson  
 FRA Olivier Théophile, Sébastien Carrat, Jean-Charles Trouabal, Pascal Théophile  
 ESP Frutos Feo, Javier Navarro, Jordi Mayoral, Pedro Nolet  
 BAH Renward Wells, Brian Babbs, Andrew Tynes, Alfred Stubbs  
 GHA Duah Abu, Abdul Zakari, Eric Nkansah, Emmanuel Tuffuor  
 CUB Leonardo Prevot, Joel Lamela, Joel Isasi, Jorge Aguilera  
 KSA Mohammed Al-Bishy, Mohammed Al-Masoud, Mohammad Saif, Jamal Al-Saffar

**Heat 3:** 1, Australia 38.28; 2, PR of China 38.81; 3, Jamaica 38.92; 4, Ivory Coast 39.29; (non-qualifiers) 5, Barbados 39.68; 6, Trinidad & Tobago 40.09; United States DNF

**Teams:**

AUS Paul Henderson, Tim Jackson, Steve Brimacombe, Damien Marsh  
 CHN Li Xiaoping, Lin Wei, Huang Danwei, Chen Wenzhong  
 JAM Leon Gordon, Michael Green, Warren Johnson, Raymond Stewart  
 CIV Ahmed Douhou, Jean-Olivier Zirignon, Eric Pacôme, Ibrahim Meité  
 BAR Garfield Gill, Jason St.Hill, Achebe Hope, Obadele Thompson  
 TTO Alvin Daniel, Patrick Delice, Neil De Silva, Hayden Stephens  
 USA Maurice Greene, Jon Drummond, Tony McCall, Michael Marsh

**Heat 4:** 1, Italy 39.00; 2, Great Britain & NI 39.07; 3, Ukraine 39.31; (non-qualifiers) 4, Mexico 39.66; 5, New Zealand 39.70; 6, St.Kitts & Nevis 40.12; Greece DQ (r170.7)

**Teams:**

ITA Giovanni Puggioni, Ezio Madonia, Angelo Cipolloni, Sandro Floris  
 GBR Jason Gardener, Darren Braithwaite, John Regis, Solomon Wariso  
 UKR Aleksey Chikhachov, Dmitriy Vanyayikin, Oleg Kramarenko, Sergey Osovich  
 MEX Carlos Villaseñor, Alejandro Cárdenas, Genaro Rojas, Jaime Barragan  
 NZL Laud Codjoe, Mark Keddell, Chris Donaldson, Gus Nketia  
 SKN Ricaldo Liddie, Eric Haynes, Kim Collins, Kurvin Wallace  
 GRE Alexandros Yenovelis, Alexander Alexópoulos, Yiorgos Panayiotopoulos, Alex Terzian

**Semi-finals (First 4 to final) (Aug 12)**

**Heat 1:** 1, Canada 38.16; 2, Jamaica 38.64; 3, Ukraine 38.76; 4, Sweden 38.78; (non-qualifiers) 5, PR of China 38.93; 6, Ivory Coast 39.50; 7, Bahamas 39.65; France DNF

**Teams:**

CAN Robert Esmie, Glenroy Gilbert, Bruny Surin, Donovan Bailey  
 JAM Robert Foster, Michael Green, Leon Gordon, Raymond Stewart  
 UKR Aleksey Chikhachov, Dmitriy Vanyayikin, Oleg Kramarenko, Sergey Osovich  
 SWE Peter Karlsson, Mattias Ghansah, Lars Hedner, Tobias Karlsson  
 CHN Li Xiaoping, Lin Wei, Huang Danwei, Chen Wenzhong  
 CIV Ahmed Douhou, Jean-Olivier Zirignon, Eric Pacôme, Ibrahim Meité  
 BAH Renward Wells, Andrew Tynes, Iram Lewis, Alfred Stubbs  
 FRA Olivier Théophile, Sébastien Carrat, Jean-Charles Trouabal, Pascal Théophile

**Heat 2:** 1, Australia 38.17; 2, Italy 38.41; 3, Brazil 38.48; 4, Japan 38.67; (non-qualifiers) 5, Great Britain & NI 38.75; 6, Russia 38.78; 7, Germany 38.90; 8, Spain 39.16

**Teams:**

AUS Paul Henderson, Tim Jackson, Steve Brimacombe, Damien Marsh  
 ITA Giovanni Puggioni, Ezio Madonia, Angelo Cipolloni, Sandro Floris  
 BRA André da Silva, Sidnei de Souza, Édson Ribeiro, Robson da Silva  
 JPN Hisatsugu Suzuki, Koji Ito, Satoru Inoue, Yoshitaka Ito  
 GBR Jason Gardener, Darren Braithwaite, John Regis, Solomon Wariso  
 RUS Aleksandr Porkhomovskiy, Aleksandr Sokolov, Andrey Grigoryev, Andrey Fedoriv  
 GER Holger Blume, Robert Kurnicki, Christian Konieczny, Michael Huke  
 ESP Frutos Feo, Javier Navarro, Jordi Mayoral, Pedro Nolet

4, [6] Cuba 38.15  
 5, [4] Ghana 38.26  
 6, [2] Brazil 38.48  
 7, [7] Spain 38.72  
 [1] France DQ (r170.7)

The USA renaissance in the Athens 100m was not replicated in the relay. As in Gothenburg a bungled baton pass ensured the team never got through the heats. This time the culprits were Brian Lewis and Tim Montgomery on the first two legs. That left the way clear for Canada to retain the title, which they did from the outside lane in 37.86 with Bailey timed at 8.94 for his final flying 100m. Nigeria, who had only progressed as a fastest loser in the first round, finished second and Britain pipped Cuba for the bronze. A total of 13 teams broke 39.0, matching the 1995 record.

**Teams & unofficial splits where known:**

CAN Robert Esmie, Glenroy Gilbert, Bruny Surin, Donovan Bailey 8.94  
 NGR Osmond Ezinwa, Olapade Adeniken, Francis Obikwelu, Davidson Ezinwa  
 GBR Darren Braithwaite, Darren Campbell, Doug Walker, Julian Golding  
 CUB Alfredo García, Misael Ortiz, Iván García, Luis Pérez  
 GHA Abu Duah, Eric Nkansah, Abdul Zakari, Emmanuel Tuffuor  
 BRA Vicente de Lima, Claudinei da Silva, Robson da Silva, Édson Ribeiro  
 ESP Frutos Feo, Venancio José, Jordi Mayoral, Carlos Berlanga  
 FRA Emmanuel Bangué, Frédéric Krantz, Gilles Quénehervé, Stéphane Cali

**First round (First 3 & 4 fastest to semi-finals) (Aug 9)**

**Heat 1:** 1, Ghana 38.41; 2, Sweden 39.04; 3, Ukraine 39.32; (non-qualifiers) 4, Mexico 39.93; United States DNF; Jamaica & Cyprus DNS

**Teams:**

GHA Abu Duah, Eric Nkansah, Abdul Zakari, Emmanuel Tuffuor  
 SWE Patrik Lövgren, Torbjörn Mårtensson, Torbjörn Eriksson, Peter Karlsson  
 UKR Aleksey Chikhachov, Sergey Osovich, Oleg Kramarenko, Vladislav Dologodin  
 MEX Carlos Villaseñor, Alejandro Banda, Jaime López, Juan Pedro Toledo  
 USA Brian Lewis, Tim Montgomery, Dennis Mitchell, Maurice Greene  
 JAM Donovan Powell, Dennis Mowatt, Garth Robinson, Elston Cawley  
 CYP No declaration

**Heat 2:** 1, Brazil 38.31; 2, Canada 38.36; 3, Japan 38.44; 4, Nigeria 38.46; (non-qualifiers) 5, Portugal 39.37; 6, Slovenia 39.62; 7, New Zealand 39.66; 8, Liberia 39.90

**Teams:**

BRA Vicente de Lima, Claudinei da Silva, Robson da Silva, Édson Ribeiro  
 CAN Carlton Chambers, Glenroy Gilbert, Bruny Surin, Donovan Bailey  
 JPN Satoru Inoue, Koji Ito, Hiroyasu Tsuchie, Nobuharu Asahara  
 NGR Osmond Ezinwa, Olapade Adeniken, Francis Obikwelu, Davidson Ezinwa  
 POR Paulo Neves, Mario Barbosa, Paulo Figueiredo, Carlos Calado  
 SLO Marko Stor, Urban Acman, Tomasz Bozic, Gregor Breznik  
 NZL Gus Nketia, Chris Donaldson, Paul Gibbons, Donald MacDonald  
 LBR Konty Mawenh, Sayon Cooper, Robert Dennis, Eddie Neufville

**Heat 3:** 1, Great Britain & N 38.47; 2, France 38.80; 3, Spain 38.87; 4, Poland 39.00; 5, Bahamas 39.09; (non-qualifiers) 6, Ireland 39.46; 7, Cameroon 39.73; Ivory Coast DQ (r170.7) (38.81)

**Teams:**

GBR Darren Campbell, Marlon Devonish, Darren Braithwaite, Julian Golding  
 FRA Emmanuel Bangué, Frédéric Krantz, Oliver Théophile, Stéphane Cali  
 ESP Frutos Feo, Venancio José, Jordi Mayoral, Francisco Navarro  
 POL Marcin Krzywanski, Dariusz Adamczyk, Piotr Balcerzak, Ryszard Pilarczyk  
 BAH Renward Wells, Andrew Tynes, Dennis Darling, Joseph Styles  
 IRL Kevin Cogley, Gary Ryan, Tom Comyns, Neil Ryan  
 CMR Alfred Moussambani, Issa Nteppe, Serge Bengono II, Claude Toukene  
 CIV N'Dri Pacome, Jean-Olivier Zirignon, Ahmed Douhou, Ibrahim Meité

**Heat 4:** 1, Cuba 38.64; 2, Greece 38.74; 3, Italy 38.97; 4, Qatar 39.05; (non-qualifiers) 5, Hungary 39.38; 6, Australia 39.39; Fiji DNS

**Teams:**

CUB Alfredo García, Misael Ortiz, Iván García, Luis Pérez  
 GRE Alexandros Yenovelis, Thomas Sbokos, Yiorgos Panayiotopoulos, Angelos Pavlakakis  
 ITA Andrea Amici, Giovanni Puggioni, Carlo Occhiena, Sandro Floris  
 QAT Jassim Abbas, Sultan Al-Sheeb, Sulaiman Yusuf, Saad Al-Kuwari  
 HUN Viktor Kovács, Miklós Gyulai, Szabolcs Alexa, Gábor Dobos  
 AUS Ryan Witnish, Damien Marsh, Steve Brimacombe, Rod Mapstone  
 FIJ No declaration

**Semi-finals (First 4 to final) (Aug 9)**

**Heat 1:** 1, Ghana 38.12; 2, Great Britain & NI 38.25; 3, Spain 38.60; 4, France 38.71; (non-qualifiers) 5, Italy 38.77; 6, Poland 38.79; 7, Qatar 39.53; Greece DNF

**Teams:**

GHA Abu Duah, Eric Nkansah, Abdul Zakari, Emmanuel Tuffuor  
 GBR Dwain Chambers, Darren Campbell, Darren Braithwaite, Julian Golding  
 ESP Frutos Feo, Venancio José, Jordi Mayoral, Carlos Berlanga

**Athens 1997****Final (Aug 10)**

1, [8] Canada 37.86  
 2, [3] Nigeria 38.07  
 3, [5] Great Britain & NI 38.14

FRA Emmanuel Bangué, Frédéric Krantz, Olivier Théophile, Stéphane Cali  
 ITA Andrea Amici, Giovanni Puggioni, Carlo Occhiena, Sandro Floris  
 POL Marcin Krzywanski, Dariusz Adamczyk, Piotr Balcerzak, Ryszard Pilarczyk  
 QAT Jassim Abbas, Sultan Al-Sheeb, Sulaiman Yusuf, Saad Al-Kuwari  
 GRE Alexandros Yenovelis, Thomas Sbokos, Yiorgos Panayiotopoulos, Angelos Pavlakakis

**Heat 2:** 1, Nigeria 37.94; 2, Cuba 38.06; 3, Canada 38.15; 4, Brazil 38.17; (non-qualifiers) 5, Japan 38.31; 6, Sweden 38.89; 7, Bahamas 39.12; Ukraine DNF

**Teams:**

NGR Osmond Ezinwa, Olapade Adeniken, Francis Obikwelu, Davidson Ezinwa  
 CUB Alfredo García, Misael Ortiz, Iván García, Luis Pérez  
 CAN Robert Esmie, Glenroy Gilbert, Bruny Surin, Donovan Bailey  
 BRA Vicente de Lima, Claudinei da Silva, Robson da Silva, Édson Ribeiro  
 JPN Satoru Inoue, Koji Ito, Hiroyasu Tsuchie, Nobuharu Asahara  
 SWE Patrik Lövgren, Torbjörn Mårtensson, Torbjörn Eriksson, Peter Karlsson  
 BAH Renward Wells, Andrew Tynes, Dennis Darling, Joseph Styles  
 UKR Aleksey Chikhachov, Sergey Osovich, Oleg Kramarenko, Vladislav Dologodin

**X Seville 1999****Final (Aug 29)**

|                                      |                    |
|--------------------------------------|--------------------|
| 1, <sup>[5]</sup> United States      | 37.59              |
| 2, <sup>[3]</sup> Great Britain & NI | 37.73              |
| 3, <sup>[4]</sup> Brazil             | 38.05              |
| 4, <sup>[2]</sup> Cuba               | 38.63              |
| 5, <sup>[1]</sup> Poland             | 38.70              |
| 6, <sup>[7]</sup> South Africa       | 38.74              |
| 7, <sup>[8]</sup> Hungary            | 38.83              |
| <sup>[6]</sup> Nigeria               | DQ (r41.1) (37.91) |

It should have been no contest between the USA and Britain but in fact Greene was extended on the anchor to ensure a US win in 37.59, the fifth-fastest ever time. The British quartet broke the European record with 37.73, the no. 8 mark of all time. Chambers took over fractionally ahead of Greene and was level to 50m, but in the second half of the race the world record holder drew well clear. By winning three golds at a single World Championships he equalled the record held by Carl Lewis (1983 & 1987) and Marita Koch (1983). With title holders Canada making a poor first change and being disqualified in the heats, the way was clear for Nigeria to initially claim bronze in 37.91, an African record, while Brazil set new South American figures.

A doping violation by Nigerian Innocent Asonze was later confirmed, dating back to June 1999. His suspension period was for two years, so the relay bronzes were awarded to the Brazilians.

**Teams:**

USA Jon Drummond, Tim Montgomery, Brian Lewis, Maurice Greene  
 GBR Jason Gardener, Darren Campbell, Marlon Devonish, Dwain Chambers  
 BRA Raphael de Oliveira, Claudinei da Silva, Édson Ribeiro, André da Silva  
 CUB Alfredo García-Baró, Iván García, Luis Pérez-Rionda, Yoel Hernández  
 POL Marcin Krzywanski, Marcin Urbaś, Piotr Balcerzak, Marcin Nowak  
 RSA Morne Nagel, Marcus la Grange, Lee-Roy Newton, Matthew Quinn  
 HUN Viktor Kovács, Gábor Dobos, Roland Németh, Zsolt Szeglet  
 NGR Innocent Asonze DQ (r40.9), Francis Obikwelu, Daniel Effiong, Deji Aliu

**First round (First 2 & 2 fastest to final) (Aug 28)**

**Heat 1:** 1, United States 38.06; 2, Poland 38.75; (non-qualifiers) 3, Italy 38.98; 4, Thailand 39.55; 5, Liberia 40.89; France DNF; Ghana & Canada DQ (r170.7)

**Teams:**

USA Jon Drummond, Tim Montgomery, Brian Lewis, Maurice Greene  
 POL Marcin Krzywanski, Marcin Urbaś, Piotr Balcerzak, Marcin Nowak  
 ITA Luca Verdecchia, Massimiliano Donati, Maurizio Checcucci, Andrea Colombo  
 THA Kongdech Natenee, Vissanu Sophanich, Reanchai Seeharwong, Sittichai Suwonprateep  
 LBR Kouty Mawenh, Sayon Cooper, Paul Sehzie, Andrew Reyes  
 FRA Thierry Lubin, Frédéric Krantz, Vincent Caure, Aimé Nthépé  
 GHA Christian Nsiah, Eric Nkansah, Albert Agyeman, Leonard Myles-Mills  
 CAN Donovan Bailey, Glenroy Gilbert, Trevino Betty, Bruny Surin

**Heat 2:** 1, Great Britain & NI 38.31; 2, Cuba 38.61; (non-qualifiers) 3, Israel 38.81; 4, Germany 38.84; 5, Cameroon 39.25; Australia & Spain DQ (r170.7)

**Teams:**

GBR Jason Gardener, Darren Campbell, Allyn Condon, Dwain Chambers  
 CUB Alfredo García-Baró, Iván García, Luis Pérez-Rionda, Yoel Hernández  
 ISR Rafel Jaar, Gidon Jablonka, Tommy Kafri, Aleksandr Porkhomovskiy  
 GER Marc Blume, Christian Schacht, Holger Blume, Michael Huke

CMR Jean-Francis Ngapout, Serge Bengono II, Joseph Batangdon, Claude Toukene  
 AUS Darryl Wohlsen, Paul Di Bella, Dean Capobianco, Matt Shirvington  
 ESP Diego Santos, José Illan, Francisco Javier Navarro, Carlos Berlanga

**Heat 3:** 1, Brazil 38.46; 2, Nigeria 38.57; 3, Hungary 38.71; 4, South Africa 38.76; (non-qualifiers) 5, Jamaica 38.86; Russia DQ (r170.7); Greece DQ (r163.3)

**Teams:**

BRA Raphael de Oliveira, Claudinei da Silva, Édson Ribeiro, André da Silva  
 NGR Sunday Emmanuel, Francis Obikwelu, Daniel Effiong, Deji Aliu  
 HUN Viktor Kovács, Gábor Dobos, Roland Németh, Miklós Gyulai  
 RSA Morne Nagel, Marcus la Grange, Lee-Roy Newton, Matthew Quinn  
 JAM Garth Robinson, Patrick Jarrett, Christopher Williams, Ray Stewart  
 RUS Aleksandr Smirnov, Sergey Slukin, Denis Nikolayev, Andrey Fedorov  
 GRE Yeórgos Theodoridis, Aléxandros Alexópoulos, Yórgos Panayiotópoulos, Hristóforos Hoídis

**X Edmonton 2001****Final (Aug 12)**

|                                     |                    |
|-------------------------------------|--------------------|
| 1, <sup>[8]</sup> South Africa      | 38.47              |
| 2, <sup>[5]</sup> Trinidad & Tobago | 38.58              |
| 3, <sup>[7]</sup> Australia         | 38.83              |
| 4, <sup>[3]</sup> Japan             | 38.96              |
| 5, <sup>[2]</sup> Ivory Coast       | 39.18              |
| 6, <sup>[1]</sup> Poland            | 39.71              |
| <sup>[6]</sup> Brazil               | DNF                |
| <sup>[4]</sup> United States        | DQ (r41.1) (37.96) |

This was the final event of the Edmonton championships and was packed with incident from the first round heats, held on the penultimate morning of the meeting. The United States lead-off runner in the heats, Jon Drummond, suffered cramp in the middle of his run and only just managed to pass on the baton to Mickey Grimes. In doing so, he stepped inside his lane line, causing his team to be disqualified. There was an appeal and the team were re-instated "in the spirit of fair play." Meanwhile medal favourites Britain and Cuba failed to finish after messing up their final exchanges. A further major contender, Jamaica, went out when their third leg runner forgot to start running as his incoming team-mate approached. The United States also very nearly went out in the semi-finals, when Montgomery had to stop at the end of the last zone in order to collect the baton safely from the experienced Dennis Mitchell.

In the final, it was Trinidad who led to halfway before Mitchell and Montgomery combined to give their country the biggest winning margin in this event since 1983. Semi-final winners Brazil came to grief on their second exchange and South Africa came through for silver ahead of Trinidad, for whom anchor runner Darrel Brown became the youngest ever male world championship medallist at 16 years 305 days.

Mitchell also set a record, initially becoming the first man to win World Championship gold medals across three decades. He had been part of the winning squad in 1987 and ran the third leg for the winning teams in 1991 and 1993. Unfortunately he was ultimately stripped of his Edmonton gold along with the United States team owing to the doping violation of Tim Montgomery. A 2005 judgement by the Court of Arbitration in Sport declared that all of the American's performances since March 31, 2001 should be annulled. All the relay medals were re-distributed, with gold going to South Africa.

**Teams:**

RSA Morne Nagel, Corne Du Plessis, Lee-Roy Newton, Mathew Quinn  
 TTO Marc Burns, Ato Boldon, Jacey Harper, Darrel Brown  
 AUS Matt Shirvington, Paul Di Bella, Steve Brimacombe, Adam Basil  
 JPN Ryo Matsuda, Shingo Suetsugu, Toshiyuki Fujimoto, Nobuharu Asahara  
 CIV Jean-Marie Irie Desire, Ahmed Douhou, Yves Sonan, Eric N'Dri  
 POL Ryszard Pilarczyk, Lukasz Chyla, Piotr Balcerzak, Marcin Jędrusiński  
 BRA Cláudio de Souza, Édson Ribeiro, André da Silva, Claudinei da Silva  
 USA Mickey Grimes, Bernard Williams, Dennis Mitchell, Tim Montgomery DQ (r40.9)

**First round (First 3 & 4 fastest to semi-finals) (Aug 11)**

**Heat 1:** 1, Brazil 38.44; 2, Trinidad & Tobago 38.60; 3, Poland 38.79; (non-qualifiers) Thailand DQ (r163.3); Venezuela DQ (r163.3)

**Teams:**

BRA Cláudio de Souza, Édson Ribeiro, André da Silva, Claudinei da Silva  
 TTO Marc Burns, Ato Boldon, Jacey Harper, Darrel Brown

POL Ryszard Pilarczyk, Lukasz Chyla, Piotr Balcerzak, Marcin Urbás  
 THA Kongdech Natenee, Visanu Sophanich, Ekkachai Janthana, Reanchai Seehawong  
 VEN Juan Morillo, William Hernández, José Carabali, Helly Ollarves

**Heat 2:** 1, United States 38.35; 2, Japan 38.67; 3, France 38.97; 4, Nigeria 39.10; (non-qualifiers) 5, Belgium 39.22; Liberia DNF; Germany DQ (r170.7)

**Teams:**

USA Jon Drummond, Mickey Grimes, Dennis Mitchell, JJ Johnson  
 JPN Ryo Matsuda, Shingo Suetsugu, Toshiyuki Fujimoto, Nobuharu Asahara  
 FRA Fabrice Calligny, Frédéric Krantz, David Patros, Needy Guims  
 NGR Taiwo Bamidele, Chinedu Orialla, Sunday Emmanuel, Uchenna Emedolu  
 BEL Nathan Bongelo, Anthony Ferro, Kevin Rans, Erik Wijmeersch  
 GER Rasgawa Pinnock, Steffen Otto, Alexander Kosenkow, Tim Goebel  
 LBR Kouty Mawenh, Sayon Cooper, Sultan Tucker, Koïyan Morlu

**Heat 3:** 1, Canada 38.63; 2, Australia 38.96; 3, Italy 38.97; 4, Saudi Arabia 39.15; 5, Bahamas 39.16; (non-qualifier) 6, Jamaica 40.05

**Teams:**

CAN Okiki Akinremi, Glenroy Gilbert, Jermaine Joseph, Nick Macrozonaris  
 AUS Matt Shirvington, Paul Di Bella, Steve Brimacombe, Adam Basil  
 ITA Francesco Scuderi, Marco Torrieri, Maurizio Checcucci, Andrea Colombo  
 KSA Mohamed Al-Yami, Mubarak Mubarak Atah, Salem Al-Yami, Jamal Al-Saffar  
 BAH Renward Wells, Andrew Tynes, Iram Lewis, Dominic Demeritte  
 JAM Julien Dunkley, Dwight Thomas, Christopher Williams, Ricardo Williams

**Heat 4:** 1, South Africa 38.72; 2, Ivory Coast 38.74; 3, Mauritius 38.99; 4, Israel 39.13; (non-qualifiers) 5, Cameroon 39.29; Cuba and Great Britain & NI DNF

**Teams:**

RSA Morne Nagel, Corne Du Plessis, Lee-Roy Newton, Mathew Quinn  
 CIV Ibrahim Meité, Ahmed Douhou, Yves Sonan, Eric N'Dri  
 MRI Arnaud Casquette, Eric Milazar, Fernando Augustin, Stéphan Buckland  
 ISR Kfir Golan, Tommy Kafri, Gideon Jablonka, Alex Porkhomovskiy  
 CMR Alfred Moussambani, Serge Bengono, Joseph Batangdon, Claude Toukene  
 CUB José César, Luis Pérez Rionda, Iván García, Freddy Mayola  
 GBR Dwain Chambers, Marlon Devonish, Christian Malcolm, Jonathan Barbour

**Semi-finals (First 4 to final) (Aug 12)**

**Heat 1:** 1, Brazil 38.23; 2, Japan 38.54; 3, Ivory Coast 38.60; 4, South Africa 38.63; (non-qualifiers) 5, Italy 38.71; 6, Saudi Arabia 39.04; 7, Israel 39.39; France DQ (r41.1) (38.89)

**Teams:**

BRA Cláudio de Souza, Édson Ribeiro, André da Silva, Claudinei da Silva  
 JPN Ryo Matsuda, Shingo Suetsugu, Toshiyuki Fujimoto, Nobuharu Asahara  
 CIV Ibrahim Meité, Ahmed Douhou, Yves Sonan, Eric N'Dri  
 RSA Morne Nagel, Corne Du Plessis, Lee-Roy Newton, Mathew Quinn  
 ITA Francesco Scuderi, Marco Torrieri, Maurizio Checcucci, Andrea Colombo  
 KSA Yahya Saed Al-Kahes, Mubarak Mubarak Atah, Salem Al-Yami, Jamal Al-Saffar  
 ISR Kfir Golan, Tommy Kafri, Gideon Jablonka, Alex Porkhomovskiy  
 FRA Fabrice Calligny, Frédéric Krantz, Christoph Cheval DQ (r40.9), David Patros

**Heat 2:** 1, Trinidad & Tobago 38.76; 2, Poland 38.92; 3, Australia 38.97; (non-qualifiers) 4, Nigeria 39.05; 5, Canada 39.16; 6, Bahamas 39.20; 7, Mauritius 39.25. United States DQ (r41.1) (38.60)

**Teams:**

TTO Marc Burns, Ato Boldon, Jacey Harper, Darrel Brown  
 POL Ryszard Pilarczyk, Lukasz Chyla, Piotr Balcerzak, Marcin Urbás  
 AUS Matt Shirvington, Paul Di Bella, Steve Brimacombe, Adam Basil  
 NGR Taiwo Bamidele, Chinedu Orialla, Tamunosiki Aforudibo, Uchenna Emedolu  
 CAN Nick Macrozonaris, Glenroy Gilbert, Jermaine Joseph, Anson Henry  
 BAH Renward Wells, Andrew Tynes, Iram Lewis, Dominic Demeritte  
 MRI Arnaud Casquette, Eric Milazar, Fernando Augustin, Stéphan Buckland  
 USA Mickey Grimes, Bernard Williams, Dennis Mitchell, Tim Montgomery DQ (r40.9)

**X****Paris 2003****Final (Aug 31)**

|                                   |                    |
|-----------------------------------|--------------------|
| 1, <sup>[6]</sup> United States   | 38.06              |
| 2, <sup>[4]</sup> Brazil          | 38.26              |
| 3, <sup>[7]</sup> Netherlands     | 38.87              |
| 4, <sup>[8]</sup> Nigeria         | 38.89              |
| 5, <sup>[2]</sup> Poland          | 38.89              |
| 6, <sup>[1]</sup> Japan           | 39.05              |
| <sup>[3]</sup> Jamaica            | DNF                |
| <sup>[5]</sup> Great Britain & NI | DQ (r41.1) (38.08) |

**Rightful finalists:** Canada

This was a repeat of 1999, a close race between the United States and Britain for whom Dwain Chambers ran the anchor leg. The US were without Maurice Greene, Tim Montgomery or Jon Drummond. Yet their squad of mainly 200m stars clocked a fast 37.99 in the semis.

In the final, Britain were drawn inside the US and were put in front by Campbell on leg 2. Devonish kept Britain ahead and passed over to Chambers just ahead of Brazil and the USA. Chambers forged ahead with his first strides, then the US anchorman Joshua "JJ" Johnson responded. The American closed the gap all the way down the straight and dipped at the finish 0.02 ahead. The result was disappointing enough for Britain, but silver turned to nothing when an earlier positive doping test on Chambers was confirmed. The subsequent promotion of the Netherlands to bronze meant that Troy Douglas became the oldest ever male World Championship medalist at 40 years 274 days.

**Teams:**

USA John Capel, Bernard Williams, Darvis Patton, JJ Johnson  
 BRA Vicente de Lima, Édson Ribeiro, André da Silva, Cláudio de Souza  
 NED Timothy Beck, Troy Douglas, Patrick van Balkom, Caimin Douglas  
 NGR Olusoji Fasuba, Uchenna Emedolu, Deji Musa, Deji Aliu  
 POL Piotr Balcerzak, Lukasz Chyla, Marcin Nowak, Marcin Urbás  
 JPN Hiroyasu Tsuchie, Hisashi Miyazaki, Ryo Matsuda, Nobuharu Asahara  
 JAM Ricardo Williams, Dwight Thomas, Michael Frater, Asafa Powell  
 GBR Christian Malcolm, Darren Campbell, Marlon Devonish, Dwain Chambers DQ (r40.9)

**First round (First 3 & 4 fastest to semi-finals) (Aug 30)**

**Heat 1:** 1, United States 38.28; 2, France 38.61; 3, Germany 38.91; 4, Ghana 38.94; 5, Dominican Republic 39.01; (non-qualifiers) 6, PR of China 39.28; Hungary DQ (r170.7) (39.36)

**Teams:**

USA John Capel, Bernard Williams, Darvis Patton, JJ Johnson  
 FRA Ronald Pognon, Aimé-Issa Nthépé, Frédéric Krantz, Jérôme Éyana  
 GER Tobias Unge, Marc Blume, Alexander Kosenkow, Ronny Ostwald  
 GHA Christian Nsiah, Eric Nkansah, Aziz Zakari, Leo Myles-Mills  
 DOM Juan Encarnacion, Luis Morillo, Juan Sainfleur, Joel Baéz  
 CHN Shen Yunbao, He Jun, Yang Yaouzu, Chen Haijian  
 HUN Zsolt Szeglet, Géza Pauer, Gábor Dobos, Miklós Gyulai

**Heat 2:** 1, Brazil 38.53; 2, Nigeria 38.76; 3, Japan 38.77; (non-qualifiers) 4, Belgium 39.05; Cameroon DQ (r163.3) (39.59); Cyprus DQ (r170.7) (40.64); Ukraine DQ (r170.7) (39.23)

**Teams:**

BRA Vicente de Lima, Édson Ribeiro, André da Silva, Cláudio de Souza  
 NGR Deji Musa, Tamunosiki Atorudibo, Olusoji Fasuba, Deji Aliu  
 JPN Hiroyasu Tsuchie, Hisashi Miyazaki, Ryo Matsuda, Nobuharu Asahara  
 BEL Nathan Bongelo, Anthony Ferro, Kristof Beyens, Xavier de Baerdemaker  
 CMR Alfred Moussambani, Serge Bengono, Jean-François Ngapout, Joseph Batangdon  
 CYP Constantinos Kokkinos, Anthimos Rotos, Neophytos Michael, Prodromos Katsantonis  
 UKR Konstantin Vasyukov, Konstantin Rurak, Aleksandr Kaydash, Dmytro Gluschenko

**Heat 3:** 1, Poland 38.52; 2, Netherlands 38.72; 3, Jamaica 38.84; 4, Trinidad & Tobago 38.89; (non-qualifiers) 5, New Zealand 39.25; 6, Oman 40.65

**Teams:**

POL Marcin Krzywanski, Lukasz Chyla, Marcin Nowak, Marcin Jędrusiński  
 NED Timothy Beck, Troy Douglas, Patrick van Balkom, Guus Hoogmoed  
 JAM Julien Dunkley, Dwight Thomas, Michael Frater, Ricardo Williams  
 TTO Marc Burns, Ato Boldon, Jacey Harper, Nicconor Alexander  
 NZL Dallas Roberts, Chris Donaldson, James Dolphin, Donald MacDonald  
 OMA Fahad Said, Hamood Al-Dalhami, Mohamed Al-Shikeili, Juma Mubarak Al-Jabri

**Heat 4:** 1, Italy 38.63; 2, Canada 38.72; 3, Australia 38.76; (non-qualifiers) 4, Ivory Coast 39.34; 5, Liberia 40.08; Saudi Arabia DNF; Great Britain & NI DQ (r41.1) (38.24)

**Teams:**

ITA Francesco Scuderi, Simone Collio, Massimiliano Donati, Alessandro Cavallaro  
 CAN Rhoan Sterling, Anson Henry, Charles Allen, Pierre Browne  
 AUS Matt Shirvington, Patrick Johnson, Paul Di Bella, Adam Basil  
 CIV Marius Loua, Ibrahim Meité, Yves Sonan, Eric N'Dri  
 LBR Sayon Cooper, Kouty Mawenh, Joseph Brent, Abraham Koïyan  
 KSA Khalifa Al-Saker, Yahya Al-Gahes, Salem Al-Yami, Ata Mubarak  
 GBR Christian Malcolm, Dwain Chambers DQ (r40.9), Marlon Devonish, Mark Lewis-Francis

**Semi-finals (First 3 & 2 fastest to final) (Aug 30)**

**Heat 1:** 1, United States 37.99; 2, Jamaica 38.45; 3, Poland 38.50; 4, Japan 38.58; 5, Netherlands 38.63; (non-qualifiers) 6, Trinidad & Tobago 38.84; 7, Ghana 38.88; 8, Italy 38.93



**Teams:**

|     |   |
|-----|---|
| USA | John Capel, Bernard Williams, Darvis Patton, JJ Johnson                     |
| JAM | Ricardo Williams, Dwight Thomas, Michael Frater, Asafa Powell               |
| POL | Marcin Krzywanski, Lukasz Chyla, Marcin Nowak, Marcin Jędrusiński           |
| JPN | Hiroyasu Tsuchie, Hisashi Miyazaki, Ryo Matsuda, Nobuharu Asahara           |
| NED | Timothy Beck, Troy Douglas, Patrick van Balkom, Caimin Douglas              |
| TTO | Marc Burns, Ato Boldon, Jacey Harper, Nicconner Alexander                   |
| GHA | Christian Nsiah, Eric Nkansah, Aziz Zakari, Leo Myles-Mills                 |
| ITA | Francesco Scuderì, Simone Collio, Massimiliano Donati, Alessandro Cavallaro |

**Heat 2:** 1, Brazil 38.50; 2, Nigeria 38.58; (non-qualifiers) 3, Canada 38.66; 4, France 38.79; 5, Australia 38.90; Dominican Republic & Germany DNF; Great Britain & NI DQ (r41.1) (38.26)

**Teams:**

|     |  |
|-----|--|
| BRA | Vicente de Lima, Édson Ribeiro, André da Silva, Cláudio de Souza               |
| NGR | Deji Musa, Uchenna Emedolu, Olusoji Fasuba, Deji Aliu                          |
| CAN | Charles Allen, Anson Henry, Jermaine Joseph, Pierre Browne                     |
| FRA | Ronald Pogonon, Aimé-Issa Nthépé, Frédéric Krantz, Jérôme Éyana                |
| AUS | Matt Shirvington, Patrick Johnson, Paul Di Bella, Adam Basil                   |
| DOM | Juan Encarnacion, Luis Morillo, Juan Sainfleur, Yoel Baéz                      |
| GER | Tobias Unger, Marc Blume, Alexander Kosenkow, Ronny Ostwald                    |
| GBR | Christian Malcolm, Darren Campbell, Marlon Devonish, Dwain Chambers DQ (r40.9) |

**Helsinki 2005****Final (Aug 13)**

|  |       |
|--|-------|
| 1, <sup>[4]</sup> France               | 38.08 |
| 2, <sup>[3]</sup> Trinidad & Tobago    | 38.10 |
| 3, <sup>[5]</sup> Great Britain & NI   | 38.27 |
| 4, <sup>[6]</sup> Jamaica              | 38.28 |
| 5, <sup>[2]</sup> Australia            | 38.32 |
| 6, <sup>[7]</sup> Netherlands Antilles | 38.45 |
| 7, <sup>[8]</sup> Germany              | 38.48 |
| 8, <sup>[1]</sup> Japan                | 38.77 |

Every final the United States has contested it has won, but for the third time in World Championship history its team failed to make it out of the heats when Mardy Scales failed to connect with Leonard Scott.

Gardener gave Britain a one-metre advantage at the end of the first leg in the final, but excellent legs by Pogonon and de Lépine gave France a metre lead over Trinidad & Tobago at the last changeover. Dovy surprisingly held off Darrel Brown for the gold medal, while Frater closed very quickly, just failing to catch Britain's Lewis-Francis for the bronzes.

**Teams:**

|     |  |
|-----|--|
| FRA | Ladji Doucouré, Ronald Pogonon, Eddy de Lepine, Lueyi Dovy             |
| TTO | Kevon Pierre, Marc Burns, Jacey Harper, Darrel Brown                   |
| GBR | Jason Gardener, Marlon Devonish, Christian Malcolm, Mark Lewis-Francis |
| JAM | Lerone Clarke, Dwight Thomas, Ainsley Waugh, Michael Frater            |
| AUS | Daniel Batman, Joshua Ross, Kris Neofytou, Patrick Johnson             |
| AHO | Geronimo Goeloe, Charlton Raphaela, Jairo Duzant, Churandy Martina     |
| GER | Alexander Kosenkow, Marc Blume, Tobias Unger, Marius Broening          |
| JPN | Shingo Suetsugu, Shinji Takahira, Tatsuro Yoshino, Nobuharu Asahara    |

**First round (First 2 & 2 fastest to final) (Aug 12)**

**Heat 1:** 1, France 38.34; 2, Jamaica 38.37; 3, Germany 38.58; 4, Australia 38.65; (non-qualifiers) 5, Brazil 38.92; 6, Finland 39.30; United States DNF

**Teams:**

|     |   |
|-----|---|
| FRA | Oudère Kankarafou, Ronald Pogonon, Eddy de Lepine, Lueyi Dovy           |
| JAM | Lerone Clarke, Dwight Thomas, Ainsley Waugh, Michael Frater             |
| GER | Alexander Kosenkow, Marc Blume, Tobias Unger, Marius Broening           |
| AUS | Daniel Batman, Joshua Ross, Patrick Johnson, Matt Shirvington           |
| BRA | Cláudio Roberto Souza, Bruno Pacheco, Basilio de Morães, André da Silva |
| FIN | Markus Pöyhönen, Nipa Tran, Jarkko Ruostekivi, Tommi Hartonen           |
| USA | Mardy Scales, Leonard Scott, Tyson Gay, Maurice Greene                  |

**Heat 2:** 1, Trinidad & Tobago 38.28; 2, Great Britain & NI 38.32; 3, Japan 38.46; 4, Netherlands Antilles 38.60; (non-qualifiers) 5, Canada 38.67; 6, Nigeria 39.29; Poland DNF; Italy DQ (r170.7) (38.68)

**Teams:**

|     |  |
|-----|--|
| TTO | Kevon Pierre, Marc Burns, Jacey Harper, Darrel Brown                   |
| GBR | Jason Gardener, Marlon Devonish, Christian Malcolm, Mark Lewis-Francis |
| JPN | Nobuharu Asahara, Shinji Takahira, Tatsuro Yoshino, Shingo Suetsugu    |
| AHO | Geronimo Goeloe, Charlton Raphaela, Jairo Duzant, Churandy Martina     |
| CAN | Richard Adu-Bobie, Pierre Browne, Anson Henry, Nicolas Macrozonaris    |
| NGR | Olusoji Fasuba, Uchenna Emedolu, Chinedu Oriala, Deji Aliu             |
| POL | Michał Bielczyk, Marcin Jędrusiński, Marcin Nowak, Marcin Urbás        |
| ITA | Luca Verdecchia, Simone Collio, Massimiliano Donati, Andrew Howe       |

**Osaka 2007****Final (Sep 1)**

|                                      |       |
|--------------------------------------|-------|
| 1, <sup>[4]</sup> United States      | 37.78 |
| 2, <sup>[5]</sup> Jamaica            | 37.89 |
| 3, <sup>[7]</sup> Great Britain & NI | 37.90 |
| 4, <sup>[6]</sup> Brazil             | 37.99 |
| 5, <sup>[8]</sup> Japan              | 38.03 |
| 6, <sup>[9]</sup> Germany            | 38.62 |
| <sup>[3]</sup> Poland                | DNF   |
| <sup>[2]</sup> Nigeria               | DNF   |

The US team was favoured to win, but after Powell gained more than 3m on Dixon on the anchor leg in the heats, the odds began to shift towards Jamaica. The final saw surprising de Lima leading at the first exchange with a 0.03 advantage over Patton. Britain were 1½m behind, and Jamaica's Anderson a further two metres back. Bolt and Pickering were the fastest on the second leg, both running 9.05 seconds, with Britain, USA and Brazil level at the halfway point and Jamaica still two metres or so in arrears.

Gay confirmed his sprint double with a searing 9.05 leg on the bend, giving the US a two-metre lead over Britain at the final exchange, with Jamaica in fifth place. Powell, eager to make up for his relatively poor run in the 100m final, ate up the deficit, catching Britain's Mark Lewis-Francis in the last metre with his 8.84 split while both gained on Dixon who held on to win.

There were a record four teams under 38.00 in one race, with Brazil, and Japan clocking the fastest ever times for fourth and fifth.

**Teams & unofficial splits where known:**

|     |  |
|-----|--|
| USA | Darvis Patton 10.28, Wallace Spearmon 9.22, Tyson Gay 9.05, Leroy Dixon 9.23                 |
| JAM | Marvin Anderson 10.60, Usain Bolt 9.05, Nesta Carter 9.40, Asafa Powell 8.84                 |
| GBR | Christian Malcolm 10.43, Craig Pickering 9.05, Marlon Devonish 9.24, Mark Lewis-Francis 9.18 |
| BRA | Vicente de Lima 10.25, Rafael Ribeiro 9.22, Basílio de Morães 9.33, Sandro Viana 9.19        |
| JPN | Naoki Tsukahara 10.43, Shingo Suetsugu 9.09, Shinji Takahira 9.35, Nobuharu Asahara 9.16     |
| GER | Ronny Ostwald, Tobias Unger, Alexander Kosenkow, Julian Reus                                 |
| POL | Michał Bielczyk, Lukasz Chyla, Marcin Jędrusiński, Dariusz Kuć                               |
| NGR | Obinna Metu, Uche Isaac, Chinedu Oriala, Olusoji Fasuba                                      |

**First round (First 3 & 2 fastest to final) (Aug 31)**

**Heat 1:** 1, Brazil 38.27; 2, Great Britain & NI 38.33; 3, Poland 38.70; (non-qualifiers) 4, Italy 38.81; 5, South Africa 39.05; 6, Russia 39.08; 7, Canada 39.43

**Teams:**

|     |   |
|-----|---|
| BRA | Vicente de Lima, Rafael Ribeiro, Basílio de Morães, Sandro Viana        |
| GBR | Christian Malcolm, Craig Pickering, Marlon Devonish, Mark Lewis-Francis |
| POL | Michał Bielczyk, Lukasz Chyla, Marcin Jędrusiński, Dariusz Kuć          |
| ITA | Rosario La Mastra, Simone Collio, Maurizio Checcucci, Jacques Riparelli |
| RSA | Christiaan Krone, Leigh Julius, Snyman Prinsloo, Sherwin Vries          |
| RUS | Aleksandr Volkov, Mikhail Yegorychev, Roman Smirnov, Ivan Teplykh       |
| CAN | Richard Adu-Bobie, Anson Henry, Jared Connaughton, Neville Wright       |

**Heat 2:** 1, Jamaica 38.02; 2, United States 38.10; 3, Japan 38.21; 4, Nigeria 38.43; 5, Germany 38.56 (non-qualifiers) 6, Australia 38.73

**Teams:**

|     |   |
|-----|---|
| JAM | Dwight Thomas, Steve Mullings, Nesta Carter, Asafa Powell           |
| USA | Rodney Martin, Wallace Spearmon, Darvis Patton, Leroy Dixon         |
| JPN | Naoki Tsukahara, Shingo Suetsugu, Shinji Takahira, Nobuharu Asahara |
| NGR | Obinna Metu, Uche Isaac, Chinedu Oriala, Olusoji Fasuba             |
| GER | Ronny Ostwald, Tobias Unger, Alexander Kosenkow, Julian Reus        |
| AUS | Matt Shirvington, Adam Miller, Tim Williams, Aaron Rouge-Serret     |

**Berlin 2009****Final (Aug 22)**

|                                      |       |
|--------------------------------------|-------|
| 1, <sup>[7]</sup> Jamaica            | 37.31 |
| 2, <sup>[6]</sup> Trinidad & Tobago  | 37.62 |
| 3, <sup>[3]</sup> Great Britain & NI | 38.02 |
| 4, <sup>[5]</sup> Japan              | 38.30 |
| 5, <sup>[8]</sup> Canada             | 38.39 |
| 6, <sup>[4]</sup> Italy              | 38.54 |

|               |       |
|---------------|-------|
| 7, [2] Brazil | 38.56 |
| 8, [1] France | 39.21 |

Between 1920 and 1987 the USA won 15 of 16 global championships available, but between 1988 and 2008 the record was seven of 15. After Berlin 2009 it was seven out of 16, because after apparently winning their heat in 37.97, it was successfully protested (by British officials) that their final change between Shawn Crawford and Darvis Patton had taken place before the start of the designated zone. Jamaica – without Powell or Bolt – took things very carefully in running 38.60 behind Italy in the second heat.

Expectations were again high for a world record performance by Jamaica in the final. At the end of the first leg Britain, Jamaica and Trinidad were virtually level. Michael Frater gave Jamaica a slight lead over Trinidad, but the Trinidad changeover was better than the Jamaican, and Bolt was a metre behind Trinidad after 10 metres. This became a one-metre advantage at the final changeover and Powell took Jamaica three metres clear for victory.

The biomechanical analysis told us that Bolt took hold of the baton at 199.5m and he ran with it until 297m. According to the times shown in the analysis, the Jamaican baton took 9.05 to cover the 100m section from 200m to 300m (Bolt) and 8.73 from 300m to 400m (Powell)

The crowd appeared disappointed with the time of 37.31, as it was “only” the second-fastest of all time behind the 37.10 clocked by Jamaica at the Beijing Olympics. Following the 2017 annulment of that mark because of a doping violation of Nesta Carter, the Berlin 37.31 can now be regarded at least as a then world best, beating the time of 37.40 set by US teams in 1992 and 1993.

Trinidad's national record of 37.62 was the fastest ever non-winning effort. The relay gold was Jamaica's seventh of the championships, which exceeded their total gold count of six from the first 11 World Championships.

Devonish won a record fifth world medal, or sixth if we include the 2003 silver which was rescinded because of Dwain Chambers's doping violation.

#### Teams & unofficial splits where known:

|     |   |
|-----|---|
| JAM | Steve Mullings 10.46, Michael Frater 9.07, Usain Bolt 9.05, Asafa Powell 8.73                 |
| TTO | Darrel Brown 10.49, Marc Burns 9.06, Emmanuel Callander 9.13, Richard Thompson 8.94           |
| GBR | Simeon Williamson 10.40, Tyrone Edgar 9.13, Marlon Devonish 9.43, Harry Aikines-Aryeetey 9.06 |
| JPN | Masashi Eriguchi, Naoki Tsukahara, Shinji Takahira, Kenji Fujimitsu                           |
| CAN | Sam Effah, Seyi Smith, Jared Connaughton, Bryan Barnett                                       |
| ITA | Roberto Donati, Simone Collio, Emanuele Di Gregorio, Fabio Cerutti                            |
| BRA | Vicente de Lima, Sandro Viana, Basílio de Morães, José Carlos Moreira                         |
| FRA | Ronald Pognon, Martial Mbandjock, Eddy De Lépine, Christophe Lemaître                         |

#### First round (First 2 & 2 fastest to final) (Aug 21)

**Heat 1:** 1, Trinidad and Tobago 38.47; 2, Japan 38.53; 3, France 38.59; 4, Brazil 38.72; (non-qualifiers) 5, Switzerland 39.47; 6, South Africa 39.71

#### Teams

|     |  |
|-----|--|
| TTO | Darrel Brown, Marc Burns, Keston Bledman, Richard Thompson                       |
| JPN | Masashi Eriguchi, Naoki Tsukahara, Shinji Takahira, Kenji Fujimitsu              |
| FRA | Ronald Pognon, Martial Mbandjock, Pierre-Alexis Pessonneaux, Christophe Lemaître |
| BRA | Vicente de Lima, Sandro Viana, Basílio de Morães, José Carlos Moreira            |
| SUI | Pascal Mancini, Marc Schneeberger, Reto Schenkel, Marco Cribari                  |
| RSA | Hannes Dreyer, Leigh Julius, Thuso Mpuang, LJ van Zyl                            |

**Heat 2:** 1, Great Britain & NI 38.11; 2, Canada 38.60; (non-qualifiers) 3, Netherlands 38.95; 4, Portugal 39.25; 5, Ghana 39.61; United States DQ (r170.7) (37.97)

#### Teams

|     |  |
|-----|--|
| GBR | Simeon Williamson, Tyrone Edgar, Marlon Devonish, Harry Aikines-Aryeetey |
| CAN | Hank Palmer, Seyi Smith, Jared Connaughton, Bryan Barnett                |
| NED | Gregory Sedoc, Caimin Douglas, Guus Hoogmoed, Patrick van Luijk          |
| POR | Dany Gonçalves, Arnaldo Abrantes, Ricardo Monteiro, Francis Obikwelu     |
| GHA | Nana Kofi Samm, Tanko Braimah, Seth Amoo, Aziz Zakari                    |
| USA | Terrence Trammell, Mike Rodgers, Shawn Crawford, Darvis Patton           |

**Heat 3:** 1, Italy 38.52; 2, Jamaica 38.60; (non-qualifiers) 3, Australia 38.93; 4, Thailand 39.73; Germany DNF; Poland DNS

#### Teams

|     |  |
|-----|--|
| ITA | Roberto Donati, Simone Collio, Emanuele Di Gregorio, Fabio Cerutti         |
| JAM | Lerone Clarke, Michael Frater, Steve Mullings, Dwight Thomas               |
| AUS | Anthony Alozie, Joshua Ross, Aaron Rouge-Serret, Matt Davies               |
| THA | Apinan Sukaphai, Wachara Sondée, Suppachai Chimdee, Sittichai Suwonprateep |
| GER | Tobias Unger, Marius Broening, Alexander Kosenkow, Martin Keller           |
| POL | Michał Bielczyk, Dariusz Kuć, Mikolaj Lewanski, Robert Kubaczyk            |

## Daegu 2011

### Final (Sep 4)

|                            |                     |
|----------------------------|---------------------|
| 1, [6] Jamaica             | 37.04 <sup>WR</sup> |
| 2, [8] France              | 38.20               |
| 3, [1] Saint Kitts & Nevis | 38.49               |
| 4, [7] Poland              | 38.50               |
| 5, [2] Italy               | 38.96               |
| 6, [5] Trinidad & Tobago   | 39.01               |
| [3] Great Britain & NI     | DNF                 |
| [4] United States          | DNF                 |

Even without injured Asafa Powell and suspended Steve Mullings, Jamaica were favourites to retain their world title. They qualified comfortably with Dexter Lee substituting for Usain Bolt. Carter again led off the Jamaican quartet in the final, and was level with Trinidad's Bledman at the first exchange. Frater then ran a superb leg, giving Jamaica a slight advantage over the USA. Blake flew round the curve and would have given Jamaica a lead of two metres, had not a collision then occurred between the USA and Britain. Incoming Patton bumped into waiting Aikines-Aryeetey, ruining the chances of both teams and that of Trinidad when the tumbling Patton rolled into their path.

Bolt was therefore left with an advantage of nearly eight metres when he took the baton. He came home in 37.04, breaking by 0.06 the world record which had stood since the Beijing Olympics. No official splits were available, but times taken from video would appear to be 10.2, 9.0, 9.0 and 8.8. Behind the Jamaicans, France found themselves as fortuitous silver medallists in 38.20, with St. Kitts even more surprised to win bronze just ahead of Poland. “We were feeling wonderful,” said Blake, who was judged to have made a pivotal contribution to the win and the record.

#### Teams:

|     |   |
|-----|---|
| JAM | Nesta Carter, Michael Frater, Yohan Blake, Usain Bolt                       |
| FRA | Teddy Tinmar, Christophe Lemaître, Yannick Lesourd, Jimmy Vicaut            |
| SKN | Jason Rogers, Kim Collins, Antoine Adams, BJ Lawrence                       |
| POL | Paweł Stempel, Dariusz Kuć, Robert Kubaczyk, Kamil Kryński                  |
| ITA | Michael Tumi, Simone Collio, Emanuele Di Gregorio, Fabio Cerutti            |
| TTO | Keston Bledman, Marc Burns, Aaron Armstrong, Richard Thompson               |
| GBR | Christian Malcolm, Craig Pickering, Marlon Devonish, Harry Aikines-Aryeetey |
| USA | Trell Kimmons, Justin Gatlin, Darvis Patton, Walter Dix                     |

#### First round (First 2 & 2 fastest to final) (Sep 4)

**Heat 1:** 1, United States 37.79; 2, France 38.38; (non-qualifiers) 3, Portugal 39.09; 4, Ghana 39.17; 5, Chinese Taipei 39.30; Brazil DQ (r170.7); Switzerland DNF

#### Teams:

|     |   |
|-----|---|
| USA | Trell Kimmons, Justin Gatlin, Maurice Mitchell, Travis Padgett        |
| FRA | Teddy Tinmar, Christophe Lemaître, Yannick Lesourd, Jimmy Vicaut      |
| POR | Ricardo Monteiro, João Ferreira, Arnaldo Abrantes, Yazalde Nascimento |
| GHA | Emmanuel Kubi, Tim Abeyie, Ashhad Agyapong, Aziz Zakari               |
| TPE | Wang Wen-Tang, Liu Yuan-Kai, Tsai Meng-Lin, Yi Wei-Chen               |
| BRA | Diego Cavalcanti, Sandro Viana, Nilson André, Bruno de Barros         |
| SUI | Pascal Mancini, Reto Schenkel, Alex Wilson, Marc Schneeberger         |

**Heat 2:** 1, Trinidad & Tobago 37.91; 2, Jamaica 38.07; 3, Saint Kitts & Nevis 38.47; (non-qualifiers) 4, Japan 38.66; 5, South Africa 38.72; 6, PR of China 38.87; 7, Puerto Rico 39.04; Germany DNF

#### Teams:

|     |  |
|-----|--|
| TTO | Keston Bledman, Marc Burns, Aaron Armstrong, Richard Thompson      |
| JAM | Nesta Carter, Michael Frater, Yohan Blake, Dexter Lee              |
| SKN | Jason Rogers, Kim Collins, Antoine Adams, BJ Lawrence              |
| JPN | Yuichi Kobayashi, Masashi Eriguchi, Shinji Takahira, Hitoshi Saito |
| RSA | Hannes Dreyer, Ofentse Mogawane, Roscoe Engel, Thuso Mpuang        |
| CHN | Chen Qiang, Liang Jiahong, Su Bingtian, Lao Yi                     |
| PUR | Marcos Amalbert, Carlos Rodríguez, Marquis Holston, Miguel López   |
| GER | Tobias Unger, Marius Broening, Sebastian Ernst, Alex Schaf         |

**Heat 3:** 1, Great Britain & NI 38.29; 2, Poland 38.37; 3, Italy 38.41; (non-qualifiers) 4, Australia 38.69; 6, Canada 39.28; 7, Thailand 39.54; Netherlands DQ (r170.7); Korea DQ (r41.1) (38.94)

**Teams:**

|     |  |
|-----|--|
| GBR | Christian Malcolm, Craig Pickering, Marlon Devonish, Harry Aikines-Aryeetey    |
| POL | Paweł Stempel, Dariusz Kuć, Robert Kubaczyk, Kamil Kryński                     |
| ITA | Michael Tumi, Simone Collio, Emanuele Di Gregorio, Fabio Cerutti               |
| AUS | Anthony Alozie, Matt Davies, Aaron Rouge-Serret, Isaac Ntiamoah                |
| CAN | Sam Effah, Gavin Smellie, Jared Connaughton, Justyn Warner                     |
| THA | Weerawat Pharueang, Supachai Chimdee, Sompote Suwannarangsi, Jirapong Meenapra |
| NED | Giovanni Codrington, Brian Mariano, Jerrel Feller, Patrick van Luijk           |
| KOR | Yeo Ho-Su-Ah, Cho Kyu-Won, Kim Gook-Young, Lim Hee-Nam DQ (r40.1)              |

**Heat 3:** 1, Germany 38.13; 2, Canada 38.29; 3, Netherlands 38.41; (non-qualifiers) 4, Italy 38.49; 5, St Kitts & Nevis 38.58; 6, Bahamas 38.70; 7, Chinese Taipei 39.72; Australia DNF

**Teams**

|     |  |
|-----|--|
| GER | Lucas Jakubczyk, Sven Knippahls, Julian Reus, Martin Keller            |
| CAN | Gavin Smellie, Aaron Brown, Dontae Richards-Kwok, Justyn Warner        |
| NED | Brian Mariano, Churandy Martina, Lee-Marvin Bonevacía, Hensley Paulina |
| ITA | Michael Tumi, Matteo Galvan, Diego Marani, Delmas Obou                 |
| SKN | Leastrod Roland, Jason Rogers, Antoine Adams, Allistar Clarke          |
| BAH | Adrian Griffith, Warren Fraser, Jamial Rolle, Shavez Hart              |
| TPE | Wang Wen-Tang, Liu Yuan-Kai, Pan Po-Yu, Lo Yen-Yao                     |
| AUS | Tim Leathart, Joshua Ross, Andrew McCabe, Jarrod Geddes                |

**Moscow 2013****Final (Aug 18)**

|                                     |                     |
|-------------------------------------|---------------------|
| 1, <sup>[5]</sup> Jamaica           | 37.36               |
| 2, <sup>[4]</sup> United States     | 37.66               |
| 3, <sup>[7]</sup> Canada            | 37.92               |
| 4, <sup>[3]</sup> Germany           | 38.04               |
| 5, <sup>[2]</sup> Netherlands       | 38.37               |
| 6, <sup>[8]</sup> Japan             | 38.39               |
| 7, <sup>[1]</sup> Trinidad & Tobago | 38.57               |
| <sup>[6]</sup> Great Britain & NI   | DQ (r170.7) (37.80) |

Carter held a slight lead on the first leg, then a good changeover gave the USA the lead. Rodgers produced another excellent pass to Salaam to give the USA a good metre's lead at halfway over Jamaica and Britain. Salaam still had a slight lead approaching the final changeover, with Ashmeade closing, and Britain close behind. However, this time the USA's pass was poor, with Gatlin taking an ungainly stride in Bolt's lane. The Jamaican was past the American instantly and went away to win by more than three metres. Britain finished third and their quartet embarked on a lap of celebration, but were ultimately disqualified for a zone infraction on the full-stretch pass between Aikines-Aryeetey and Ellington. Canada, who suffered a similar fate themselves at London 2012, ended up with the bronzes. For Bolt it was an eighth gold medal, equalling the then World Championship record of Carl Lewis, Michael Johnson and Allyson Felix.

**Teams & unofficial split**

|     |  |
|-----|--|
| AM  | Nesta Carter, Kemar Bailey-Cole, Nickel Ashmeade, Usain Bolt 8.69      |
| USA | Charles Silmon, Mike Rodgers, Mookie Salaam, Justin Gatlin             |
| CAN | Gavin Smellie, Aaron Brown, Dontae Richards-Kwok, Justyn Warner        |
| GER | Lucas Jakubczyk, Sven Knippahls, Julian Reus, Martin Keller            |
| NED | Brian Mariano, Churandy Martina, Lee-Marvin Bonevacía, Hensley Paulina |
| JPN | Yoshihide Kiryu, Kenji Fujimitsu, Kei Takase, Shota Iizuka             |
| TTO | Ayodelle Taffe, Keston Bledman, Rondell Sorrillo, Richard Thompson     |
| GBR | Adam Gemili, Harry Aikines-Aryeetey, James Ellington, Dwain Chambers   |

**First round (First 2 & 2 fastest to final) (Aug 18)**

**Heat 1:** 1, Great Britain & NI 38.12; 2, Jamaica 38.17; 3, Trinidad & Tobago 38.38; (non-qualifiers) 4, Spain 38.46; 5, Poland 38.51; 6, Korea 39.00; 7, Russia 39.01; 8, Venezuela 39.14

**Teams**

|     |  |
|-----|--|
| GBR | Richard Kilty, Harry Aikines-Aryeetey, James Ellington, Dwain Chambers     |
| JAM | Nesta Carter, Kemar Bailey-Cole, Warren Weir, Oshane Bailey                |
| TTO | Jamol James, Keston Bledman, Rondell Sorrillo, Richard Thompson            |
| ESP | Eduard Viles, Sergio Ruiz, Bruno Hortelano, Ángel David Rodríguez          |
| POL | Robert Kubaczyk, Grzegorz Zimniewicz, Karol Zalewski, Kamil Kryński        |
| KOR | Oh Kyung-Su, Cho Kyu-Won, Yoo Min-Woo, Kim Gook-Young                      |
| RUS | Aleksandr Khyutte, Konstantin Petryashov, Roman Smirnov, Aleksandr Brednev |
| VEN | Jermaine Chirinos, Diego Rivas, Álvaro Cassiani, Albert Bravo              |

**Heat 2:** 1, United States 38.06; 2, Japan 38.23; (non-qualifiers) 3, Ukraine 38.57; 4, Barbados 38.94; 5, PR of China 38.95; 6, France 38.97; 7, Hong Kong 39.10

**Teams**

|     |  |
|-----|--|
| USA | Charles Silmon, Mike Rodgers, Mookie Salaam, Justin Gatlin   |
| JPN | Yoshihide Kiryu, Kenji Fujimitsu, Kei Takase, Shota Iizuka   |
| UKR | Ruslan Perestyuk, Sergiy Smelyk, Igor Bodrov, Vitaliy Korzh  |
| BAR | Andrew Hinds, Levi Cadogan, Shane Brathwaite, Ramon Gittens  |
| CHN | Guo Fan, Liang Jiahong, Su Bingtian, Zhang Peimeng           |
| FRA | Emmanuel Biron, Mickael-Meba Zeze, Arnaud Remy, Jimmy Vicaut |
| HKG | Tang Yik Chun, Lai Chun Ho, Ng Ka Fung, Tsui Chi Ho          |

**Beijing 2015****Final (Aug 29)**

|                                     |                     |
|-------------------------------------|---------------------|
| 1, <sup>[4]</sup> Jamaica           | 37.36               |
| 2, <sup>[9]</sup> PR of China       | 38.01               |
| 3, <sup>[3]</sup> Canada            | 38.13               |
| 4, <sup>[8]</sup> Germany           | 38.15               |
| 5, <sup>[5]</sup> France            | 38.23               |
| 6, <sup>[2]</sup> Antigua & Barbuda | 38.61               |
| <sup>[7]</sup> Great Britain & NI   | DNF                 |
| <sup>[6]</sup> United States        | DQ (r170.7) (37.77) |

The heats were extraordinary, featuring an Asian record of 37.92 by China and unprecedented fastest loser times of 38.01 and 38.03. Quickest of all were Jamaica, who clocked 37.41 without Bolt and with a further last-moment change due to a collision in practice between Dwyer and Tyquendo Tracey, who had been due to run the anchor leg in the heat.

Bromell gave the USA a slight lead over Jamaica's Carter on the opening leg in the final. Gatlin extended the lead over Powell. With a better exchange than Jamaica, the USA headed towards the final changeover with a clear advantage. Gay and Rodgers fumbled the baton pass, with Rogers appearing to start running too early. Bolt took advantage to bring Jamaica home almost five metres ahead of the USA, who clocked 37.77 but were then disqualified for passing the baton outside the exchange zone.

Britain also came to grief on their last exchange, meaning that the well-drilled Chinese team ultimately earned a set of silver medals. Their third runner Su was 26 on the day of the race. The crowd in the Bird's Nest sang "Happy Birthday" after the team's interview by the stadium presenters.

Bolt's tally of World Championship medals went up to 13: 11 gold and two silver. One short of Merlene Ottey's all-time record of 14 (3-4-7).

**Teams:**

|     |  |
|-----|--|
| JAM | Nesta Carter, Asafa Powell, Nickel Ashmeade, Usain Bolt                |
| CHN | Mo Youxue, Xie Zhenye, Su Bingtian, Zhang Peimeng                      |
| CAN | Aaron Brown, Andre De Grasse, Brendon Rodney, Justyn Warner            |
| GER | Julian Reus, Sven Knippahls, Alexander Kosenkow, Aleixo Platini Menga  |
| FRA | Emmanuel Biron, Christophe Lemaître, Guy-Elphège Anouman, Jimmy Vicaut |
| ANT | Chevaughn Walsh, Daniel Bailey, Jared Jarvis, Miguel Francis           |
| USA | Trayvon Bromell, Justin Gatlin, Tyson Gay, Mike Rodgers                |
| GBR | Richard Kilty, Danny Talbot, James Ellington, Chijindu Ujah            |

**First round (First 2 & 2 fastest to final) (Aug 29)**

**Heat 1:** 1, United States 37.91; 2, Great Britain & NI 38.20; 3, Germany 38.57; (non-qualifiers) 4, Japan 38.60; 5, Ukraine 38.79; 6, Bahamas 38.96; Brazil DNF

**Teams:**

|     |  |
|-----|--|
| USA | Trayvon Bromell, Justin Gatlin, Tyson Gay, Mike Rodgers                          |
| GBR | Richard Kilty, Harry Aikines-Aryeetey, James Ellington, Danny Talbot             |
| GER | Julian Reus, Sven Knippahls, Alexander Kosenkow, Aleixo Platini Menga            |
| JPN | Kazuma Oseto, Kenji Fujimitsu, Takuya Nagata, Kotaro Taniguchi                   |
| UKR | Roman Kravtsov, Sergiy Smelyk, Volodymyr Suprun, Vitaliy Korzh                   |
| BAH | Warren Fraser, Shavez Hart, Elroy McBride, Teray Smith                           |
| BRA | Gustavo dos Santos, Aldemir Gomes da Silva, Bruno de Barros, José Carlos Moreira |

**Heat 2:** 1, Jamaica 37.41; 2, France 37.88; 3, PR of China 37.92; 4, Antigua & Barbuda 38.01; 5, Canada 38.03; (non-qualifiers) 6, Netherlands 38.41; South Africa DNF



**Teams:**

|     |   |
|-----|---|
| JAM | Nesta Carter, Asafa Powell, Rasheed Dwyer, Nickel Ashmeade                |
| FRA | Emmanuel Biron, Christophe Lemaitre, Guy-Elphège Anouman, Jimmy Vicaut    |
| CHN | Mo Youxue, Xie Zhenye, Su Bingtian, Zhang Peimeng                         |
| ANT | Chevaughn Walsh, Daniel Bailey, Jared Jarvis, Miguel Francis              |
| CAN | Justyn Warner, Andre De Grasse, Brendon Rodney, Aaron Brown               |
| NED | Solomon Bockarie, Patrick van Luijk, Liemarvin Bonevacia, Hensley Paulina |
| RSA | Henricho Bruinjies, Anaso Jobodwana, Antonio Alkana, Akani Simbine        |

**4 x 100 METRES RELAY****Multiple Medallists:**

|   |                    |     |                                |
|---|--------------------|-----|--------------------------------|
| 5 | Marlon Devonish    | GBR | 97-1h3, 99-2, 05-3, 07-3, 09-3 |
|   | Usain Bolt         | JAM | 07-2, 09-1, 11-1, 13-1, 15-1   |
| 4 | Nesta Carter       | JAM | 07-2, 11-1, 13-1, 15-1         |
| 3 | Carl Lewis         | USA | 83-1, 87-1, 91-1               |
|   | Dennis Mitchell    | USA | 87-1s2, 91-1, 93-1             |
|   | Darren Braithwaite | GBR | 91-3, 93-3s1, 97-3             |
|   | Robert Esmie       | CAN | 93-3, 95-1, 97-1               |
|   | Glenroy Gilbert    | CAN | 93-3, 95-1, 97-1               |
|   | Bruny Surin        | CAN | 93-3, 95-1, 97-1               |
|   | Marc Burns         | TTO | 01-2, 05-2, 09-2               |
|   | Darrel Brown       | TTO | 01-2, 05-2, 09-2               |
|   | Asafa Powell       | JAM | 07-2, 09-1, 15-1               |
| 2 | 26 men             |     |                                |

**Most Finals:**

|   |               |     |                                |
|---|---------------|-----|--------------------------------|
| 5 | Édson Ribeiro | BRA | 95-6, 97-6, 99-3, 01-dnf, 03-2 |
|   | Devonish      |     | 99-2, 05-3, 07-3, 09-3, 11-dnf |
|   | Bolt          |     | 07-2, 09-1, 11-1, 13-1, 15-1   |

**Most Appearances:**

|   |          |  |  |
|---|----------|--|--|
| 8 | Devonish |  | 97-1h3, 99-2, 01-dnf/h4, 03-dq, 05-3, 07-3, 09-3, 11-dnf |
|---|----------|--|--|

**National Placings:**

|               | 1         | 2         | 3         | 4         | 5         | 6         | 7         | 8        | Points     |
|---------------|-----------|-----------|-----------|-----------|-----------|-----------|-----------|----------|------------|
| USA           | 7         | 1         | -         | -         | -         | -         | -         | -        | 63         |
| JAM           | 4         | 1         | 1         | 2         | -         | 1         | 1         | -        | 60         |
| GBR           | -         | 2         | 5         | -         | -         | -         | -         | -        | 44         |
| CAN           | 2         | -         | 3         | -         | 1         | -         | -         | 1        | 39         |
| GER           | -         | -         | -         | 4         | 1         | 2         | 1         | -        | 32         |
| FRA           | 1         | 2         | -         | -         | 1         | -         | -         | 2        | 28         |
| ITA           | -         | 1         | 1         | -         | 2         | 2         | -         | -        | 27         |
| TTO           | -         | 3         | -         | -         | -         | 1         | 1         | -        | 26         |
| BRA           | -         | 1         | 1         | 1         | -         | 2         | 1         | -        | 26         |
| JPN           | -         | -         | -         | 2         | 2         | 2         | -         | 1        | 25         |
| AUS           | -         | 1         | 1         | -         | 2         | -         | -         | -        | 21         |
| POL           | -         | -         | -         | 1         | 2         | 2         | -         | -        | 19         |
| NGR           | -         | 1         | -         | 2         | -         | -         | -         | -        | 17         |
| URS           | -         | 1         | 1         | -         | -         | -         | 1         | -        | 15         |
| CUB           | -         | -         | -         | 3         | -         | -         | -         | -        | 15         |
| RSA           | 1         | -         | -         | -         | -         | 1         | -         | -        | 11         |
| NED           | -         | -         | 1         | -         | 1         | -         | -         | -        | 10         |
| CHN           | -         | 1         | -         | -         | -         | -         | 1         | -        | 9          |
| SKN           | -         | -         | 1         | -         | -         | -         | -         | -        | 6          |
| CIV           | -         | -         | -         | -         | 1         | -         | 1         | -        | 6          |
| HUN           | -         | -         | -         | -         | 1         | -         | 1         | -        | 6          |
| GHA           | -         | -         | -         | -         | 1         | -         | -         | -        | 4          |
| AHO           | -         | -         | -         | -         | -         | 1         | -         | -        | 3          |
| ANT           | -         | -         | -         | -         | -         | 1         | -         | -        | 3          |
| ESP           | -         | -         | -         | -         | -         | -         | 1         | -        | 2          |
| UKR           | -         | -         | -         | -         | -         | -         | 1         | -        | 2          |
| SWE           | -         | -         | -         | -         | -         | -         | -         | 1        | 1          |
| <b>Totals</b> | <b>15</b> | <b>15</b> | <b>15</b> | <b>15</b> | <b>15</b> | <b>15</b> | <b>10</b> | <b>5</b> | <b>520</b> |

**4 x 400 Metres Relay****Helsinki 1983****Final (Aug 14)**

|    |                    |         |
|----|--------------------|---------|
| 1, | USSR               | 3:00.79 |
| 2, | FRG                | 3:01.83 |
| 3, | Great Britain & NI | 3:03.53 |
| 4, | Czechoslovakia     | 3:03.90 |
| 5, | Italy              | 3:05.10 |
| 6, | United States      | 3:05.29 |
| 7, | Sweden             | 3:08.57 |
|    | Poland             | DNF     |

The USA's problems started when individual runner-up Mike Franks was withdrawn from the squad due to illness. Nevertheless, their final quartet – including 400m hurdles winner Edwin Moses on the anchor

– was expected to have few difficulties in the final. Instead, the USSR sprang a complete surprise by inserting Sergey Lovachov on the first leg. The Uzbeki, rested from the individual event, clocked 45.23 to take the lead.

On the second leg, Troshchilo surprisingly pulled away from individual bronze medallist Sunder Nix. Smith caught the USSR's third leg runner Chernetskiy and was running level at the end of the last bend, when an accidental collision knocked the American to the ground. Smith got up to continue his run, but had been passed by the runners of five other teams. Meanwhile USSR anchor runner – Olympic Champion Viktor Markin – started with a handsome 10m lead from the FRG. He held this advantage to the finish. There was great encouragement for Moses, but after a fast start the American was only able to improve his team's position by one.

**Teams & unofficial splits:**

|     |   |
|-----|---|
| URS | Sergey Lovachov 45.23, Aleksandr Troshchilo 44.85, Nikolay Chernetskiy 45.65, Viktor Markin 45.06 |
| FRG | Erwin Skamrahl 46.42, Jörg Vaihinger 44.73, Harald Schmid 45.76, Hartmut Weber 44.92              |
| GBR | Ainsley Bennett 46.74, Garry Cook 45.12, Todd Bennett 46.46, Phil Brown 45.21                     |
| TCH | Miroslav Záhořák 46.52, Petr Brecka 45.94, Dusan Malovec 46.85, Ján Tomko 44.59                   |
| ITA | Stefano Malinverni 46.96, Donato Sabia 45.74, Mauro Zuliani 46.56, Roberto Ribaud 45.84           |
| USA | Alonzo Babers 45.64, Sunder Nix 44.87, Willie Smith 49.65, Edwin Moses 45.13                      |
| SWE | Tommy Johansson 47.20, Eric Josjö 46.41, Per-Ola Olsson 47.14, Ulf Sedlacek 47.82                 |
| POL | Ryszard Wichrowski 46.3, Ryszard Szparak 46.6, Andrzej Stepień 46.7, Ryszard Podlas DNF           |

**First round (First 4 & 4 fastest to semi-finals) (Aug 13)**

**Heat 1:** 1, United States 3:06.62; 2, FRG 3:07.50; 3, Italy 3:07.90; 4, Brazil 3:08.25; 5, Sweden 3:08.33; 6, Canada 3:08.37; (non-qualifiers) 7, Jamaica 3:09.06; 8, Finland 3:09.23

**Teams & unofficial splits:**

|     |  |
|-----|--|
| USA | Alonzo Babers 46.4, Willie Smith 46.2, Andre Phillips 45.6, Mike Franks 48.5             |
| FRG | Martin Weppler 47.4, Jörg Vaihinger 46.4, Harald Schmid 47.2, Hartmut Weber 46.5         |
| ITA | Stefano Malinverni 47.8, Donato Sabia 46.5, Mauro Zuliani 46.8, Roberto Ribaud 46.8      |
| BRA | Antonio Ferreira 49.0, Agberto Guimarães 46.7, José Luiz Barbosa 46.5, Gerson Souza 46.1 |
| SWE | Tommy Johansson 47.9, Eric Josjö 46.4, Sven Nylander 47.2, Per-Ola Olsson 46.9           |
| CAN | Mark Guthrie 48.3, Doug Hinds 46.5, Tim Bethune 46.7, Brian Saunders 46.9                |
| JAM | Steve Griffiths 47.4, George Walcott 47.8, Devon Morris 47.0, Carl Smith 46.9            |
| FIN | Jari Niemelä 48.3, Mauri Siekinen 47.2, Matti Rusanen 46.9, Hannu Mykrä 46.8             |

**Heat 2:** 1, Hungary 3:09.95; 2, USSR 3:10.16; 3, Great Britain & NI 3:10.19; 4, Senegal 3:10.90; (non-qualifiers) 5, Australia 3:11.62; Ghana & Bahamas DNS

**Teams & unofficial splits:**

|     |  |
|-----|--|
| HUN | Gusztáv Menczer 48.3, Sándor Ujhelyi 46.2, István Takács 47.1, Sándor Vasvári 48.4             |
| URS | Viktor Markin 47.7, Sergey Lovachov 46.4, Aleksandr Troshchilo 47.4, Nikolay Chernyetskiy 48.7 |
| GBR | Kriss Akabusi 46.5, Garry Cook 47.6, Todd Bennett 47.6, Phil Brown 48.5                        |
| SEN | Amadou Dia Bâ 48.2, Moussa Fall 1 47.6, Babacar Niang 48.6, Boubacar Diallo 46.5               |
| AUS | Bruce Frayne 49.6, Gary Minihan 48.8, Paul Gilbert 47.9, Darren Clark 45.4                     |

**Heat 3:** 1, France 3:06.99; 2, Czechoslovakia 3:07.03; 3, Poland 3:07.18; 4, Japan 3:07.23; 5, Spain 3:07.42; 6, Kenya 3:07.48; (non-qualifiers) 7, Ivory Coast 3:09.23; Uganda DQ (3:07.8 est)

**Teams & unofficial splits where known:**

|     |  |
|-----|--|
| FRA | Jacques Fellice 47.4, Yann Quentrec 46.3, Hector Llatser 46.0, Aldo Canti 47.3           |
| TCH | Miroslav Záhořák 46.9, Petr Brecka 46.1, Dusan Malovec 47.1, Ján Tomko 47.0              |
| POL | Ryszard Wichrowski 46.9, Ryszard Szparak 46.6, Andrzej Stepień 47.1, Ryszard Podlas 46.6 |
| JPN | Kazunori Asaba, Tomoharu Isobe, Hirofumi Koike, Susumu Takano                            |
| ESP | Juan Prado 48.0, Antonio Sánchez 46.2, Carlos Azulay 47.1, Angel Heras 46.2              |
| KEN | Elisha Bitok 47.5, John Anzrah 46.0, James Atuti 47.1, Juma Ndiwa 46.9                   |
| CIV | Georges Kablan 47.9, Rene Djédjémel 47.0, Ayognan Nougoum 48.4, Gabriel Tiacoh 46.0      |
| UGA | John Goville, Mike Okot, Charles Mbazira, Moses Kyeswa                                   |

**Semi-finals (First 4 to final) (Aug 13)**

**Heat 1:** 1, United States 3:02.13; 2, FRG 3:04.96; 3, Poland 3:05.51; 4, Italy 3:05.70; (non-qualifiers) 5, Canada 3:06.42; 6, Japan 3:07.11; 7, Senegal 3:09.63; 8, Hungary 3:11.08

**Teams & unofficial splits:**

|     |  |
|-----|--|
| USA | Alonzo Babers 45.66, Sunder Nix 45.15, Willie Smith 45.82, Edwin Moses 45.50                 |
| FRG | Erwin Skamrahl 46.86, Jörg Vaihinger 45.38, Edgar Nakladal 45.86, Harald Schmid 46.86        |
| POL | Ryszard Wichrowski 47.31, Ryszard Szparak 46.23, Andrzej Stepień 46.02, Ryszard Podlas 45.95 |
| ITA | Stefano Malinverni 47.29, Donato Sabia 46.23, Mauro Zuliani 46.52, Roberto Ribaud 45.66      |
| CAN | Brian Saunders 47.61, Doug Hinds 46.12, Ian Newhouse 46.57, Tim Bethune 46.12                |
| JPN | Tomoharu Isobe 47.44, Kazunori Asaba 46.48, Hirofumi Koike 47.00, Susumu Takano 46.19        |
| SEN | Moussa Fall 1 47.77, Babacar Niang 47.26, Mathurin Barry 47.94, Amadou Dia Bâ 46.66          |
| HUN | Gusztáv Mencezer 48.89, Sándor Ujhelyi 45.15, István Takács 46.98, Sándor Vasvári 50.06      |

**Heat 2:** 1, USSR 3:03.75; 2, Great Britain & NI 3:04.03; 3, Czechoslovakia 3:04.32; 4, Sweden 3:04.32; (non-qualifiers) 5, Brazil 3:04.46; 6, France 3:05.09; 7, Kenya 3:05.30; 8, Spain 3:09.68

**Teams & unofficial splits:**

|     |   |
|-----|---|
| URS | Sergey Lovachov 45.34, Aleksandr Troshchilo 46.44, Nikolay Chernetskiy 45.39, Viktor Markin 46.58 |
| GBR | Kriss Akabusi 46.57, Garry Cook 46.03, Todd Bennett 45.58, Phil Brown 45.85                       |
| TCH | Miroslav Záhořák 47.05, Petr Brecka 46.01, Dusan Malovec 45.94, Ján Tomko 45.32                   |
| SWE | Tommy Johansson 46.79, Eric Josjö 45.79, Sven Nylander 45.38, Per-Ola Olsson 45.36                |
| BRA | Antonio Ferreira 46.13, Agberto Guimarães 46.40, José Luiz Barbosa 46.14, Gerson Souza 45.79      |
| FRA | Jacques Fellice 47.29, Yann Quentrec 46.47, Hector Llatser 45.38, Aldo Canti 45.95                |
| KEN | David Kitur 46.66, John Anzrah 46.04, James Atuti 45.94, James Maina 46.66                        |
| ESP | Juan Prado 48.18, Antonio Sánchez 47.07, Carlos Azulay 48.06, Angel Heras 46.37                   |

**Rome 1987****Final (Sep 6)**

|    |                    |         |
|----|--------------------|---------|
| 1, | United States      | 2:57.29 |
| 2, | Great Britain & NI | 2:58.86 |
| 3, | Cuba               | 2:59.16 |
| 4, | FRG                | 2:59.96 |
| 5, | Kenya              | 3:01.67 |
| 6, | Jamaica            | 3:04.53 |
|    | USSR               | DNF     |
|    | Nigeria            | DNS     |

Two teams, the USA and Great Britain, were virtually level at the first changeover, but thereafter the USA pulled clear to make amends for their 1983 disaster. Any hopes the British had of challenging the USA disappeared when Antonio McKay clocked 44.20 versus Roger Black's 44.81 on the third leg. He was able to give Reynolds – now running much better than he had in the individual final – a lead of 7m. The winning time was a low-altitude world best. Great Britain broke the European record in second place.

**Teams & unofficial splits:**

|     |  |
|-----|--|
| USA | Danny Everett 45.1, Roddie Haley 44.0, Antonio McKay 44.20, Butch Reynolds 44.00         |
| GBR | Derek Redmond 45.2, Kriss Akabusi 44.5, Roger Black 44.81, Phil Brown 44.34              |
| CUB | Leandro Peñalver 45.2, Agustín Pavó 45.2, Lázaro Martínez 44.90, Roberto Hernández 43.88 |
| FRG | Norbert Dobeleit 45.7, Mark Henrich 44.3, Edgar Itt 45.12, Harald Schmid 44.93           |
| KEN | John Saina 46.2, John Anzrah 45.9, Elijah Bitok 45.45, David Kitur 44.09                 |
| JAM | Mark Senior 46.4, Devon Morris 46.7, Winthrop Graham 46.27, Bert Cameron 45.19           |
| URS | Yevgeniy Lomtev 46.0, Vladimir Prosin DNF, Aleksandr Kurochkin, Vladimir Krylov          |
| NGR | Moses Ugbisie, Joseph Falaye, Henry Amike, Innocent Egbunike                             |

**First round (First 4 & 4 fastest to semi-finals) (Sep 5)**

**Heat 1:** 1, USA 3:03.00; 2, GDR 3:03.57; 3, Yugoslavia 3:03.89; 4, Nigeria 3:03.90; 5, Canada 3:04.08; 6, Spain 3:05.02; (non-qualifiers) 7, Ivory Coast 3:05.34; 8, Ireland 3:07.18

**Teams & unofficial splits where known:**

|     |  |
|-----|--|
| USA | Danny Everett, Mike Franks, Raymond Pierre 45.39, Antonio McKay 46.63  |
| GDR | Mathias Schersing, Michael Schimmer, Jens Carlowitz, Thomas Schönlebe  |
| YUG | Branislav Karaulic, Slobodan Popović, Slobodan Branković, Ismail Macev |
| NGR | Moses Ugbisie, Joseph Falaye, Henry Amike, Innocent Egbunike           |
| CAN | Andre Smith, Courtney Brown, John Graham, Anton Skerritt               |
| ESP | Cayetano Cornet, Antonio Sánchez, José Alonso, Angel Heras             |
| CIV | Akissi Kpidi, Zongo Kuya, René Djédémel, Gabriel Tiaoch                |
| IRL | Kieran Finn, Gerry Delaney, John Barry, Peter Sinclair                 |

**Heat 2:** 1, Kenya 3:02.32; 2, Cuba 3:02.62; 3, USSR 3:02.79; 4, Jamaica 3:05.11; (non-qualifiers) 5, Czechoslovakia 3:05.44; 6, Brazil 3:05.64; 7, Argentina 3:12.96

**Teams:**

|     |   |
|-----|---|
| KEN | John Saina, Elijah Bitok, Tito Sawe, John Anzrah                        |
| CUB | Leandro Peñalver, Agustín Pavó, Lázaro Martínez, Roberto Hernández      |
| URS | Arkadiy Kornilov, Yevgeniy Lomtev, Vladimir Prosin, Aleksandr Kurochkin |
| JAM | Mark Senior, Devon Morris, Winthrop Graham, Bert Cameron                |
| TCH | Jindřich Roun, Stanislav Navesnak, Josef Kucej, Lubos Balosak           |
| BRA | Washington Rodrigues, Sergio Menezes, Gerson Souza, José Luiz Barbosa   |
| ARG | Fabián Garbolini, Dardo Angerami, Luis Migueles, José Beduino           |

**Heat 3:** 1, Great Britain & NI 3:03.75; 2, Japan 3:03.86; 3, FRG 3:03.87; 4, Australia 3:04.22; 5, Italy 3:04.64; 6, France 3:04.64; (Non-qualifier) 7, Chinese Taipei 3:11.45

**Teams:**

|     |   |
|-----|---|
| GBR | Mark Thomas, Kriss Akabusi, Todd Bennett, Phil Brown              |
| JPN | Koichi Konakatani, Kenji Yamauchi, Hiromi Kawasumi, Susumu Takano |
| FRG | Peter Schwelm, Mark Henrich 46.77, Klaus Just, Edgar Itt          |
| AUS | Robert Stone, Gary Minihan, Paul Stubbs, Darren Clark             |
| ITA | Marcello Pantone, Vito Petrella, Andrea Montanari, Roberto Ribaud |
| FRA | Aldo Canti, Jean-Jacques Boussemart, Patrick Barré, Yann Quentrec |
| TPE | Lin Kuang-Liang, Hsu Ruo-Ta, Lee Shiunn-Long, Lin Tsai-Tien       |

**Semi-finals (First 4 to final) (Sep 5)**

**Heat 1:** 1, Cuba 3:00.99; 2, Great Britain & NI 3:01.47; 3, USSR 3:01.61; 4, Nigeria 3:01.92; (non-qualifiers) 5, Canada 3:02.90; 6, France 3:03.41; 7, Japan 3:04.86; 8, Spain 3:06.41

**Teams:**

|     |  |
|-----|--|
| CUB | Leandro Peñalver, Agustín Pavó, Lázaro Martínez 44.98, Roberto Hernández 45.48 |
| GBR | Mark Thomas, Kriss Akabusi, Todd Bennett, Phil Brown                           |
| URS | Arkadiy Kornilov, Yevgeniy Lomtev, Vladimir Prosin, Aleksandr Kurochkin        |
| NGR | Moses Ugbisie, Joseph Falaye, Henry Amike, Innocent Egbunike                   |
| CAN | Andre Smith, Courtney Brown, John Graham, Anton Skerritt                       |
| FRA | Aldo Canti, Jean-Jacques Boussemart, Patrick Barré, Yann Quentrec              |
| JPN | Koichi Konakatani, Kenji Yamauchi, Hiromi Kawasumi, Susumu Takano              |
| ESP | Cayetano Cornet, Antonio Sánchez, José Alonso, Angel Heras                     |

**Heat 2:** 1, USA 2:59.06; 2, Kenya 3:00.73; 3, Jamaica 3:01.08; 4, FRG 3:01.18; (non-qualifiers) 5, Yugoslavia 3:03.30; 6, Italy 3:03.91; 7, Australia 3:04.59; GDR DNF

**Teams & unofficial splits where known:**

|     |   |
|-----|---|
| USA | Danny Everett 45.3, Mike Franks 44.6, Raymond Pierre 44.7, Antonio McKay 44.5 |
| KEN | John Saina, Elijah Bitok, David Kitur 43.9, John Anzrah                       |
| JAM | Mark Senior, Devon Morris, Winthrop Graham, Bert Cameron                      |
| FRG | Peter Schwelm, Edgar Itt, Klaus Just, Mark Henrich 44.0                       |
| YUG | Branislav Karaulic, Slobodan Popović, Slobodan Branković, Ismail Macev        |
| ITA | Marcello Pantone, Vito Patrella, Tiziano Gemelli, Roberto Ribaud              |
| AUS | Robert Stone, Gary Minihan, Paul Stubbs, Darren Clark                         |
| GDR | Jens Carlowitz, Frank Möller, Mathias Schersing, Thomas Schönlebe             |

**Tokyo 1991****Final (Sep 1)**

|    |                    |         |
|----|--------------------|---------|
| 1, | Great Britain & NI | 2:57.53 |
| 2, | United States      | 2:57.57 |
| 3, | Jamaica            | 3:00.10 |
| 4, | Yugoslavia         | 3:00.32 |
| 5, | Kenya              | 3:00.34 |
| 6, | Germany            | 3:00.75 |
| 7, | Morocco            | 3:04.49 |
| 8, | Cuba               | 3:05.33 |

Just as the French fancied their chances in the sprint relay against the United States, so Britain hoped to cause an upset in the long relay. They and the USA were impressive heat winners, both in under three minutes. Japan found a national record of 3:01.26 insufficient for a place in the final. Both countries had rested their top runners for the final, but because of the United States' strict selection policy, the world number one – Michael Johnson – was not included as he did not run 400m in the US trials.

Britain gambled by switching individual silver medallist Black from his usual anchor position to the first leg. He gave his team an early lead, but the US went in front at halfway thanks to Watts's 43.4, the fastest split of the race. On the third leg, Regis – the 1987 200m bronze medallist – closed the gap. This meant that the individual World Champion Pettigrew would only have a stride's advantage over 400m hurdler Akabusi.

Around the first bend, Pettigrew had to swerve to avoid a poking cameraman. The American surged at 200m, but the 32 year-old Briton followed and was able to edge ahead in the final 30m for a thrilling victory. "The guys before me did everything right," said Akabusi. "It was the big occasion and we had to grab it."

#### Teams & unofficial splits:

|     |  |
|-----|--|
| GBR | Roger Black 44.7, Derek Redmond 44.0, John Regis 44.22, Kriss Akabusi 44.59              |
| USA | Andrew Valmon 44.9, Quincy Watts 43.4, Danny Everett 44.31, Antonio Pettigrew 44.93      |
| JAM | Seymour Fagan 45.9, Devon Morris 44.6, Patrick O'Connor 44.81, Winthrop Graham 44.77     |
| YUG | Dejan Jovković 46.0, Nenad Djurovic 45.1, Ismail Macev 45.18, Slobodan Branković 44.09   |
| KEN | Samson Kitur 46.1, Simon Kemboi 44.4, Charles Gitonga 44.87, Simeon Kipkemboi 44.94      |
| GER | Klaus Just 46.9, Rico Lieder 43.9, Norbert Dobeleit 45.65, Jens Carlowitz 44.26          |
| MAR | Abdelali Kasbane 46.48, Ali Dahane 46.68, Bouchair Belcaid 46.52, Benyounes Lahlou 44.81 |
| CUB | Agustín Pavó 46.9, Héctor Herrera 45.3, Jorge Valentín 47.23, Lázaro Martínez 45.91      |

#### First round (First 2 & 2 fastest to final) (Aug 31)

**Heat 1:** 1, United States 2:59.55; 2, Jamaica 3:00.01; 3, Germany 3:00.17; (non-qualifiers) 4, Japan 3:01.26; 5, Qatar 3:07.06; 6, Spain 3:08.39

#### Teams & unofficial splits where known:

|     |  |
|-----|--|
| USA | Jeff Reynolds 45.4, Quincy Watts 43.9, Mark Everett 44.5, Danny Everett 45.8 |
| JAM | Howard Burnett, Devon Morris 44.2, Patrick O'Connor, Seymour Fagan           |
| GER | Klaus Just, Rico Lieder 44.2, Norbert Dobeleit, Jens Carlowitz 44.2          |
| JPN | Koichi Konakotomi, Susumu Takano 44.0, Takahiro Watanabe, Koji Ito           |
| QAT | Sami Jumah, Ismael Youssef, Masoud Rahman, Ibrahim Ismail 45.3               |
| ESP | Luis Cumellas, Antonio Sánchez, Moises Fernández, Didac Manas                |

**Heat 2:** 1, Morocco 3:02.11; 2, Cuba 3:02.29; (non-qualifiers) 3, Italy 3:02.72; 4, Canada 3:03.68; 5, Mexico 3:09.56; France DNF

#### Teams & unofficial splits where known:

|     |  |
|-----|--|
| MAR | Abdelali Kasbane, Ali Dahane, Bouchair Belcaid, Benyounes Lahlou 44.5  |
| CUB | Agustín Pavó, Héctor Herrera, Jorge Valentín 45.2, Lázaro Martínez     |
| ITA | Fabio Grossi, Marco Vaccari, Alessandro Aimar, Andrea Nuti 45.0        |
| CAN | Anthony Wilson, Mark Jackson, Mike McLean, Freddie Williams 45.2       |
| MEX | Raymundo Escalante, Eduardo Nava 45.7, Josue Morales, Luis Karin       |
| FRA | Andre Jaffory, Olivier Noirot 45.1, Stéphane Diagana, Christoph Gloris |

**Heat 3:** 1, Great Britain & NI 2:59.49; 2, Yugoslavia 2:59.95; 3, Kenya 3:00.21; (non-qualifiers) 4, Australia 3:02.42; 5, Barbados 3:05.63

#### Teams & unofficial splits where known:

|     |   |
|-----|---|
| GBR | Ade Mafe 46.1, Derek Redmond 44.5, Mark Richardson 44.8, Kriss Akabusi 44.1 |
| YUG | Dejan Jovković, Nenad Djurovic, Ismail Macev, Slobodan Branković 44.3       |
| KEN | Samson Kitur, Simon Kemboi, Charles Gitonga 44.2, Simeon Kipkemboi          |
| AUS | Dean Capobianco, Paul Greene, Rohan Robinson, Mark Garner 44.9              |
| BAR | Terrence Harewood, Steven Roberts, Seibert Straughn 45.7, Michael Williams  |

|    |          |         |
|----|----------|---------|
| 7, | Jamaica  | 3:01.44 |
| 8, | Bulgaria | 3:05.35 |

The disappointments of 1991 were quickly forgotten when a United States squad which included history's three fastest men obliterated the world record. Valmon (44.5) had built up a 10m lead after the first exchange, and sub-44 splits by Watts and Reynolds quadrupled this. The baton was then passed to Johnson, who appeared to run a conservative first 200m before letting rip in the last half lap. A hurried comparison of the photo-cell time at the "bell" and the finishing time of 2:54.29 revealed that Johnson had run quicker than 43 seconds. His time was confirmed as 42.94.

Individual bronze medallist Kitur clocked the fastest non-US split of the race to win silver for Kenya, while 1987 individual champion Schönlebe held on to win a bronze for Germany. Defending Champions Britain were eliminated in the heats.

The winning mark stood as a world record until a United States team clocked 2:54.20 at the 1998 Goodwill Games, then in 2008 the later mark was cancelled due to the involvement of Antonio Pettigrew who admitted to doping violations between 1997 and 2003. An unsanctioned Pettigrew also contributed to the US victory in Stuttgart with his second leg run in the heats.

#### Teams & unofficial splits:

|     |  |
|-----|--|
| USA | Andrew Valmon 44.5, Quincy Watts 43.6, Butch Reynolds 43.23, Michael Johnson 42.94                     |
| KEN | Kennedy Ochieng 46.2, Simon Kemboi 45.3, Abednego Matilu 44.56, Samson Kitur 43.75                     |
| GER | Rico Lieder 45.5, Karsten Just 45.3, Olaf Hense 44.98, Thomas Schönlebe 44.21                          |
| FRA | Jean-Louis Rapnouil 45.5, Pierre-Marie Hilaire 45.5, Jacques Farraudière 44.86, Stéphane Diagana 44.19 |
| RUS | Dmitriy Kliger 45.72, Dmitriy Kosov 45.09, Mikhail Vdovin 44.73, Dmitriy Golovastov 44.90              |
| CUB | Iván García 46.6, Héctor Herrera 45.5, Norberto Téllez 44.30, Roberto Hernández 44.12                  |
| JAM | Patrick O'Connor 46.0, Dennis Blake 45.5, Danny McFarlane 45.32, Greg Haughton 44.55                   |
| BUL | Stanislav Georgiev 46.2, Tsvetoslav Stankulov 46.2, Kiril Raykov 45.99, Anton Ivanov 47.03             |

#### First round (First 2 & 2 fastest to final) (Aug 21)

**Heat 1:** 1, Germany 3:01.26; 2, Bulgaria 3:01.61; 3, Jamaica 3:01.70; (non-qualifiers) 4, Great Britain & NI 3:02.15; 5, New Zealand 3:05.84; 6, Thailand 3:06.80

#### Teams & unofficial splits:

|     |  |
|-----|--|
| GER | Karsten Just 46.1, Rico Lieder 45.0, Olaf Hense 45.39, Thomas Schönlebe 44.79              |
| BUL | Stanislav Georgiev 45.9, Tsvetoslav Stankulov 46.0, Kiril Raykov 45.07, Anton Ivanov 44.66 |
| JAM | Patrick O'Connor 46.5, Dennis Blake 45.1, Danny McFarlane 45.83, Greg Haughton 44.24       |
| GBR | Du'aïne Ladejo 46.0, Guy Bullock 45.8, Wayne McDonald 46.24, Ade Mafe 44.16                |
| NZL | Shaun Farrell 47.3, Nick Cowan 45.6, Darren Dale 46.80, Mark Keddel 46.08                  |
| THA | Chanand Kenchan 47.7, Sakron Tongtip 46.8, Wirwat Poomipak 47.62, Yutthana Tonglek 46.46   |

**Heat 2:** 1, United States 2:58.72; 2, France 3:01.70; (non-qualifiers) 3, Japan 3:02.43; 4, Algeria 3:03.63; 5, Mexico 3:08.37; Trinidad & Tobago DNS

#### Teams & unofficial splits:

|     |  |
|-----|--|
| USA | Andrew Valmon 45.1, Antonio Pettigrew 44.0, Derek Mills 44.65, Michael Johnson 44.96                 |
| FRA | Jacques Farraudière 45.9, Pierre-Marie Hilaire 45.2, Olivier Noirot 45.37, Jean-Louis Rapnouil 45.19 |
| JPN | Masayoshi Kan 46.9, Shunji Karube 45.1, Yoshihiko Saito 45.23, Tomonari Ono 45.12                    |
| ALG | Amar Hecini 45.8, Ismail Mariche 46.2, Kamel Talhaoui 46.51, Sadek Boumendil 45.08                   |
| MEX | Raymundo Escalante 47.8, Juan Valín 45.6, Josue Morales 47.81, Luis Toledo 47.20                     |
| TTO | No declaration   |

**Heat 3:** 1, Kenya 3:00.82; 2, Cuba 3:01.36; 3, Russia 3:01.51; (non-qualifiers) 4, Italy 3:01.85; 5, Nigeria 3:02.64; Uganda DNS

#### Teams & unofficial splits:

|     |  |
|-----|--|
| KEN | Abednego Matilu 45.5, Simon Kemboi 45.9, Samson Kitur 44.49, Kennedy Ochieng 44.94         |
| CUB | Lázaro Martínez 46.9, Héctor Herrera 45.5, Norberto Téllez 44.69, Roberto Hernández 44.32  |
| RUS | Dmitriy Kliger 45.6, Dmitriy Kosov 45.4, Innokentiy Zharov 45.61, Dmitriy Golovastov 44.86 |
| ITA | Andrea Nuti 46.4, Andrea Montanari 45.4, Alessandro Aimar 44.78, Marco Vaccari 45.31       |
| NGR | Hassan Bosso 47.2, Emmanuel Okoli 45.9, Victor Omagbemi 45.43, Sunday Bada 44.11           |
| UGA | No declaration   |

## Stuttgart 1993

### Final (Aug 22)

|    |               |                       |
|----|---------------|-----------------------|
| 1, | United States | 2:54.29 <sup>WR</sup> |
| 2, | Kenya         | 2:59.82               |
| 3, | Germany       | 2:59.99               |
| 4, | France        | 3:00.09               |
| 5, | Russia        | 3:00.44               |
| 6, | Cuba          | 3:00.46               |



**Gothenburg 1995****Final (Aug 13)**

|                       |                         |
|-----------------------|-------------------------|
| 1, United States      | 2:57.32                 |
| 2, Jamaica            | 2:59.88                 |
| 3, Nigeria            | 3:03.18                 |
| 4, Great Britain & NI | 3:03.75                 |
| 5, Poland             | 3:03.84                 |
| 6, Cuba               | 3:07.65                 |
| Germany               | DQ (r163.3) (3:03.5est) |
| Kenya                 | DNS                     |

Even without Reynolds and Johnson, the individual gold and silver medallists, the USA won their heat in 2:58.23. Close behind were Jamaica, for whom Davian Clarke, a junior, clocked 43.7. The two teams dominated the final. At halfway the USA were around five metres ahead, but on the third stage Reynolds put them out of reach, clocking 43.74 on a day when no-one else broke 44.1. The next fastest in the race was Michael Johnson's 44.11 anchor for the USA. A strong anchor leg by Bada put Nigeria into third place.

**Teams & unofficial splits:**

|     |  |
|-----|--|
| USA | Marlon Ramsey 44.9, Derek Mills 44.6, Butch Reynolds 43.74, Michael Johnson 44.11              |
| JAM | Michael McDonald 46.0, Davian Clarke 44.1, Danny McFarlane 44.97, Greg Haughton 44.84          |
| NGR | Udeme Ekpeyong 46.7, Kunle Adejuyigbe 46.7, Jude Monye 45.11, Sunday Bada 44.64                |
| GBR | David McKenzie 46.93, Mark Hylton 45.61, Adrian Patrick 45.87, Roger Black 45.34               |
| POL | Piotr Rysiukiewicz 47.2, Paweł Januszewski 45.7, Robert Maćkowiak 45.25, Tomasz Jedrusik 45.71 |
| CUB | José Pérez 47.6, Jorge Crusellas 45.8, Omar Mena 46.66, Norberto Téllez 47.62                  |
| GER | Uwe Jahn 46.6, Karsten Just 45.9, Kai Karsten 45.49, Rico Lieder 45.49                         |
| KEN | Samson Kitur, Julius Chepkwony, Kennedy Ochieng, Charles Gitonga                               |

**First round (First 2 & 2 fastest to final) (Aug 12)**

**Heat 1:** 1, United States 2:58.23; 2, Jamaica 2:58.29; 3, Germany 3:00.25; (non-qualifiers) 4, Japan 3:01.46; 5, Italy 3:02.01; 6, Bahamas 3:02.85; 7, Mexico 3:07.22

**Teams & unofficial splits:**

|     |   |
|-----|---|
| USA | Marlon Ramsey 44.6, Derek Mills 44.0, Kevin Lyles 44.41, Darnell Hall 45.22                   |
| JAM | Michael McDonald 45.1, Davian Clarke 43.8, Dennis Blake 44.80, Danny McFarlane 44.60          |
| GER | Uwe Jahn 45.8, Karsten Just 44.8, Kai Karsten 44.82, Rico Lieder 44.82                        |
| JPN | Shunji Karube 45.4, Yoshihiko Saito 45.3, Kazuhiko Yamazaki 45.47, Masayoshi Kan 45.32        |
| ITA | Marco Vaccari 46.3, Laurent Ottoz 45.6, Alessandro Aimar 45.19, Andrea Nuti 44.96             |
| BAH | Troy McIntosh 46.1 (estimate), Dennis Darling 45.6, Timothy Munnings 45.51, Carl Oliver 45.65 |
| MEX | Alejandro Cárdenas 46.3, Juan Vallín 47.1, Alberto Araújo 47.12, Raymundo Escalant 46.73      |

**Heat 2:** 1, Kenya 3:00.81; 2, Cuba 3:01.82; (non-qualifiers) 3, Australia 3:03.07; 4, Switzerland 3:03.91; 5, Senegal 3:05.15; 6, France 3:09.46; Saudi Arabia DNF

|     |   |
|-----|---|
| KEN | Samson Kitur 45.9, Abednego Matilu 45.2, Julius Chepkwony 45.07, Charles Gitonga 44.64            |
| CUB | Iván García 46.8, Jorge Crusellas 45.2, Omar Mena 45.20, Norberto Téllez 44.62                    |
| AUS | Rohan Robinson 46.5, Michael Joubert 45.3, Mark Ladbrook 45.85, Paul Greene 45.41                 |
| SUI | Laurent Clerc 47.0, Kevin Widmer 45.4, Alain Rohr 46.85, Matthias Rusterholz 44.69                |
| SEN | Diarra Moustapha 47.5, Ibrahima Wade 45.9, Ibou Faye 46.11, Hachim Ndiaye 45.61                   |
| FRA | Jacques Farraudière 46.7, Pierre-Marie Hilaire 50.7, Marc Foucan 46.45, Jean-Louis Rapnouil 45.58 |
| KSA | Salah Al-Nassri DNF, Mohammed Al-Bishy, Hashim Al-Sharfa, Hadi Al-Somaily                         |

**Heat 3:** 1, Nigeria 3:01.09; 2, Great Britain & NI 3:01.22; 3, Poland 3:01.38; (non-qualifiers) 4, South Africa 3:01.51; 5, Zimbabwe 3:04.86; 6, New Zealand 3:06.39; Trinidad & Tobago DNS

**Teams & unofficial splits:**

|     |  |
|-----|--|
| NGR | Udeme Ekpeyong 45.9, Jude Monye 44.3, Kunle Adejuyigbe 47.10, Sunday Bada 43.79                |
| GBR | David McKenzie 46.1, Adrian Patrick 45.6, Mark Hylton 45.24, Mark Richardson 44.29             |
| POL | Piotr Rysiukiewicz 46.2, Paweł Januszewski 45.2, Robert Maćkowiak 44.93, Tomasz Jedrusik 45.01 |
| RSA | Hermanus de Jager 46.3, Arnaud Malherbe 44.9, Riaan Dempers 45.36, Bobang Phiri 44.95          |

|     |  |
|-----|--|
| ZIM | Arnold Payne 47.0, Savieri Ngidhi 46.9, Tawanda Chiwira 45.36, Ken Harnden 45.58 |
| NZL | Callum Taylor 47.3, Nick Cowan 46.2, Mark Wilson 46.09, Robert Hanna 46.76       |
| TTO | No declaration   |

**X****Athens 1997****Final (Aug 10)**

|                       |                      |
|-----------------------|----------------------|
| 1, Great Britain & NI | 2:56.65              |
| 2, Jamaica            | 2:56.75              |
| 3, Poland             | 3:00.26              |
| 4, South Africa       | 3:00.26              |
| 5, France             | 3:01.06              |
| 6, Zimbabwe           | 3:01.43              |
| 7, Italy              | 3:01.52              |
| United States         | DQ (r41.1) (2:56.47) |

**Rightful finalists:** Austria

British hopes of another famous victory over the USA, as in the 1936 Olympics and 1991 World Championships, were boosted by the news that Michael Johnson was not running, but in a tense race the Americans prevailed and the Jamaicans (setting a national record) were also a major factor with little more than a stride covering the three teams at the finish. Poland, who had lowered their national record to inside 3 min in the heats, placed a distant fourth.

That's how the result stood until 2008, when Pettigrew admitted to doping violations and gave the IAAF no choice but to disqualify the USA and redistribute the medals. With Britain as rightful champions, the record number of different countries winning golds in Athens was increased by one to a record of 26.

It was Pettigrew who gave his team a big lead on the second stage thanks to a 43.1 clocking. Black moved into second for Britain before fading and being passed by Jamaica's Haughton (44.4) some 10m behind the American. Baulch (44.08) ran a spectacular first 200 to take the lead for Britain on the third leg before the lactic acid got to work and he was re-passed by Jones with McFarlane a close third. The placings stayed the same on the anchor leg although Britain's Richardson (43.57) and Jamaica's Clarke (43.51) closed up on Washington (44.00).

**Teams & unofficial splits:**

|     |   |
|-----|---|
| GBR | Iwan Thomas 44.8, Roger Black 44.2, Jamie Baulch 44.08, Mark Richardson 43.57                     |
| JAM | Michael McDonald 44.5, Greg Haughton 44.4, Danny McFarlane 44.37, Davian Clarke 43.51             |
| POL | Tomasz Czubak 45.3, Piotr Rysiukiewicz 45.1, Piotr Haczek 45.14, Robert Maćkowiak 44.78           |
| RSA | Arnaud Malherbe 46.42, Hezekiel Sepeng 44.77, Hendrik Mokganyetsi 45.21, Llewellyn Herbert 43.86  |
| FRA | Jean-Louis Rapnouil 46.6, Marc Foucan 44.7, Fred Mango 45.25, Stéphane Diagana 44.56              |
| ZIM | Tawanda Chiwira 45.9, Phillip Mukomana 45.7, Savieri Ngidhi 45.71, Ken Harnden 44.09              |
| ITA | Ashraf Saber 45.6, Marco Vaccari 45.4, Andrea Nuti 45.90, Fabrizio Mori 44.56                     |
| USA | Jerome Young 44.6, Antonio Pettigrew DQ (r40.9) (43.1), Chris Jones 44.80, Tyree Washington 44.00 |

**First round (First 2 & 2 fastest to final) (Aug 9)**

**Heat 1:** 1, Great Britain & NI 3:00.19; 2, France 3:01.76; (non-qualifiers) 3, Austria 3:02.95; 4, Nigeria 3:04.19; 5, Algeria 3:05.22; 6, Spain 3:05.40; 7, Botswana 3:05.96

**Teams & unofficial splits:**

|     |   |
|-----|---|
| GBR | Mark Hylton 46.14, Roger Black 44.33, Jamie Baulch 44.53, Iwan Thomas 45.19                   |
| FRA | Jean-Louis Rapnouil 45.6, Marc Foucan 45.6, Fred Mango 44.79, Stéphane Diagana 45.81          |
| AUT | Christoph Pöstinger 46.0, Thomas Griesser 46.8, Andreas Rechbauer 45.54, Rafik Elouardi 44.63 |
| NGR | Ayuba Machen 47.6, Mathias Ogbeta 46.1, Udeme Ekpeyong 45.36, Clement Chukwu 45.15            |
| ALG | Samir-Adel Louahla 46.3, Kamel Talhaoui 45.9, Malik Louahla 46.54, Amar Hecini 46.47          |
| ESP | Cesar Martínez 47.9, Antonio Andrés 45.9, Pablo Vallejo 46.14, David Canal 45.49              |
| BOT | Justice Dipeba 47.7, Lulu Basinyi 46.5, Rampa Moswey 45.84, Johnson Kubisa 45.94              |

**Heat 2:** 1, Poland 2:59.91; 2, Jamaica 2:59.98; 3, South Africa 3:00.58; (non-qualifiers) 4, Russia 3:03.35; 5, Latvia 3:04.30; 6, Greece 3:05.43

**Teams & unofficial splits:**

|     |  |
|-----|--|
| POL | Tomasz Czubak 45.4, Piotr Rysiukiewicz 44.8, Piotr Haczek 44.82, Robert Maćkowiak 44.88            |
| JAM | Linalval Laird 46.2, Davian Clarke 43.9, Greg Haughton 44.84, Danny McFarlane 45.07                |
| RSA | Arnaud Malherbe 46.6, Hezekiel Sepeng 44.6, Hendrick Mokganyetsi 45.27, Llewellyn Herbert 44.10    |
| RUS | Mikhail Vdovin 47.1, Innokentiy Zharov 45.0, Dmitriy Golovastov 46.21, Ruslan Mashchenko 45.46     |
| LAT | Sergey Inšakovs 45.9, Egis Tebelis 45.9, Einārs Tupurītis 46.56, Inguns Svīklins 45.93             |
| GRE | Panayiotis Sarris 47.1, Kostas Moutoulidis 45.5, Giorgios Batsikas 46.84, Periklis Iakovakis 45.99 |

**Heat 3:** 1, Zimbabwe 3:00.79; 2, Italy 3:01.75; (non-qualifiers) 3, Japan 3:03.85; 5, Switzerland 3:05.34; 4, Czech Republic 3:05.65; United States DQ (r41.1) (2:59.78)

**Teams & unofficial splits:**

|     |  |
|-----|--|
| ZIM | Tawanda Chiwira 46.2, Phillip Mukomana 44.6, Savieri Ngidhi 45.79, Ken Harnden 44.20           |
| ITA | Ashraf Saber 46.0, Marco Vaccari 44.9, Andrea Nuti 45.53, Fabrizio Mori 45.28                  |
| JPN | Shunji Karube 45.5, Seiji Inagaki 45.6, Hiroyuki Hayashi 45.38, Shigekazu Omori 47.41          |
| SUI | Laurent Clerc 46.0, Kevin Widmer 45.1, Mathias Rusterholz 44.57, Marcel Schelbert 49.66        |
| CZE | Jan Poděbradský 46.3, Jiří Svenek 46.7, Jan Stejfa 45.63, Jiří Mužík 47.04                     |
| USA | Jerome Young 45.2, Antonio Pettigrew DQ (r40.9) (43.7), Chris Jones 44.71, Allen Johnson 46.19 |

**X**

**Seville 1999**

**Final (Aug 29)**

|    |               |                      |
|----|---------------|----------------------|
| 1, | Poland        | 2:58.91              |
| 2, | Jamaica       | 2:59.34              |
| 3, | South Africa  | 3:00.20              |
| 4, | France        | 3:00.59              |
| 5, | Russia        | 3:00.98              |
| 6, | Bahamas       | 3:02.74              |
| 7, | Senegal       | 3:03.80              |
|    | United States | DQ (r41.1) (2:56.45) |

Although without the injured Jerome Young, the Americans were still a class apart, leading throughout from Poland and Jamaica. Davis and Pettigrew combined to reach halfway three metres clear of Poland and Taylor seized the opportunity to atone for his 400m hurdles debacle by pulling far away with a 43.92 leg. Johnson pattered around in 43.49 for the seventh-quickest ever time of 2:56.45. That originally brought his World Championships gold medal tally to a record-breaking nine, but of the presence of doping offender Pettigrew meant that Johnson and his compatriots would be ultimately stripped of their medals for the second World Championships in succession.

Conspicuous by their absence from the final were Britain who, despite a 44.24 anchor by Baulch, failed to qualify after a decision to rest Mark Richardson.

**Teams & unofficial splits:**

|     |  |
|-----|--|
| POL | Tomasz Czubak 45.0, Robert Maćkowiak 44.3, Jacek Bocian 44.90, Piotr Haczek 44.70                  |
| JAM | Michael McDonald 46.13, Greg Haughton 44.65, Danny McFarlane 44.68, Davian Clarke 43.88            |
| RSA | Jopie van Oudtshoorn 46.5, Hendrik Mokganyetsi 44.5, Adriaan Botha 45.43, Arnaud Malherbe 43.78    |
| FRA | Pierre-Marie Hilaire 46.2, Marc Foucan 44.7, Marc Raquil 45.11, Fred Mango 44.62                   |
| RUS | Daniil Shekin 46.2, Andrey Semyonov 44.8, Valentin Kulbatskiy 45.30, Dmitriy Golovastov 44.69      |
| BAH | Timothy Munnings 46.5, Troy McIntosh 45.6, Carl Oliver 46.01, Chris Brown 44.64                    |
| SEN | Ousmane Niang 47.2, Assane Diallo 46.2, Ibou Faye 45.45, Ibrahima Wade 44.92                       |
| USA | Jerome Davis 45.2, Antonio Pettigrew DQ (r40.9) (43.8), Angelo Taylor 43.92, Michael Johnson 43.49 |

**First round (First 2 & 2 fastest to final) (Aug 28)**

**Heat 1:** 1, Bahamas 3:01.17; 2, France 3:01.31; (non-qualifiers) 3, Great Britain & NI 3:02.21; 4, Japan 3:02.50; 5, Spain 3:02.85; 6, Australia 3:04.78; 7, Canada 3:05.60; Saudi Arabia DQ (r163.3) (3:08.00)

**Teams & unofficial splits:**

|     |   |
|-----|---|
| BAH | Timothy Munnings 46.0, Troy McIntosh 44.8, Carl Oliver 45.33, Chris Brown 45.04           |
| FRA | Pierre-Marie Hilaire 45.8, Marc Foucan 44.9, Marc Raquil 45.12, Fred Mango 45.54          |
| GBR | Geoff Dearman 46.3, Mark Hylton 45.9, Jared Deacon 45.81, Jamie Baulch 44.24              |
| JPN | Jun Osakada 45.8, Koji Ito 45.0, Kenji Tabata 45.26, Kazuhiko Yamazaki 46.42              |
| ESP | Antonio Andrés 46.40, Juan Trull 45.81, Andrés Martínez 46.30, David Canal 44.34          |
| AUS | Patrick Dwyer 46.3, Brad Jamieson 45.9, Scott Thom 46.35, Mark Moresi 46.26               |
| CAN | Shane Niemi 46.0, Alexandre Marchand 45.4, Byron Goodwin 47.41, Monte Raymond 46.78       |
| KSA | Hamdan Al-Bishi 46.5, Mohammed Al-Bishi 46.6, Hamed Al-Bishi 47.86, Hadi Al-Somaily 47.07 |

**Heat 2:** 1, United States 3:00.79; 2, Senegal 3:02.53; (non-qualifiers) 3, Germany 3:02.68; 4, Brazil 3:05.70; 5, Ireland 3:05.81; Hungary DNF; Nigeria DQ (r163.3) (3:01.16) & Botswana DQ (r170.19) (3:05.38)

**Teams & unofficial splits:**

|     |  |
|-----|--|
| USA | Jerome Davis 44.8, Joey Woody 45.3, Danny McCray 45.06, Angelo Taylor 45.60                          |
| SEN | Ousmane Niang 46.5, Ibou Faye 45.7, Sall Alpha Babacar 45.53, Ibrahima Wade 44.82                    |
| GER | Maik Liebe 46.8, Marco Krause 45.1, Ruwen Faller 45.70, Thomas Goller 45.13                          |
| BRA | Cleverson da Silva 47.4, Anderson dos Santos 45.9, Eronilde de Araújo 47.29, Sanderlei Parrela 45.11 |
| IRL | Gary Ryan 46.6, Paul McBurney 46.5, Tomas Coman 46.76, Paul McKee 45.97                              |
| HUN | Péter Nyilasi 46.60, Balázs Korányi 46.04, Zsolt Szeglet 45.16, Tibor Bédi DNF                       |
| NGR | Udeme Ekpeyong 45.7, Jude Monye 44.9, Fidelis Gadzama 45.36, Sunday Bada 45.16                       |
| BOT | Rampa Mosweu 46.8, Lulu Basinyi 46.7, Carlifonia Molefe 46.55, Johnson Kubisa 45.36                  |

**Heat 3:** 1, South Africa 3:00.77; 2, Poland 3:00.86; 3, Jamaica 3:01.38; 4, Russia 3:01.51; (non-qualifiers) 5, Switzerland 3:02.46; 6, Slovenia 3:02.70; 7, Greece 3:04.07; 8, Zimbabwe 3:07.69

**Teams & unofficial splits:**

|     |   |
|-----|---|
| RSA | Jopie van Oudtshoorn 46.4, Hendrik Mokganyetsi 44.5, Adriaan Botha 45.16, Arnaud Malherbe 44.75 |
| POL | Robert Maćkowiak 45.6, Jacek Bocian 45.2, Piotr Długosielski 45.69, Piotr Haczek 44.33          |
| JAM | Paxton Coke 46.5, Davian Clarke 44.1, Omar Brown 45.72, Michael McDonald 45.05                  |
| RUS | Daniil Shekin 46.0, Andrey Semyonov 44.6, Valentin Kulbatskiy 45.57, Dmitriy Golovastov 45.38   |
| SUI | Laurent Clerc 46.55, Matthias Rusterholz 45.28, Alain Rohr 45.72, Marcel Schelbert 44.91        |
| SLO | Miro Kocuvan 47.2, Bostjan Horvat 45.8, Joze Vrtacic 45.30, Matija Šestak 44.41                 |
| GRE | Panayiotis Sarris 46.6, Anastásios Goúsis 45.1, Yeórgos Doupís 46.66, Periklis Iakovákis 45.67  |
| ZIM | Temba Ncube 46.8, Phillip Mukomana 45.7, Savieri Ngidhi 46.28, Ken Harnden 48.88                |

**X**

**Edmonton 2001**

**Final (Aug 12)**

|    |                    |                      |
|----|--------------------|----------------------|
| 1, | Bahamas            | 2:58.19              |
| 2, | Jamaica            | 2:58.39              |
| 3, | Poland             | 2:59.71              |
| 4, | Brazil             | 3:01.09              |
| 5, | Great Britain & NI | 3:01.26              |
| 6, | Spain              | 3:02.24              |
| 7, | Germany            | 3:03.52              |
|    | United States      | DQ (r41.1) (2:57.54) |

**Rightful finalists:** France

For the third consecutive World Championships, Pettigrew ran a sub-44 second leg to help the US to victory. Of course, their win was cancelled when in 2008 Pettigrew admitted he had been taking drugs at the time. The United States performance in the heats (without Pettigrew) was also annulled due to the presence of Jerome Young who in 2009 was given a retrospective life ban dating back to 1999.

The race had developed into a three-way battle between the Bahamas, the USA and Jamaica. It was Bahamas who led from the

start, having put their individual champion, Moncur, on leg 1. They continued to lead until the last changeover, by which time Brew had overtaken McIntosh with Jamaica close behind.

The US anchor was hurdler Taylor, who had failed to reach the final of his event. He made amends by holding the lead to the finish and clocking the fastest split of the race, 43.71. Behind him, Haughton moved Jamaica into second spot before Munnings fought back to earn Bahamas silvers, medals which would eventually turn to gold.

#### Teams & unofficial splits:

|     |   |
|-----|---|
| BAH | Avard Moncur 45.1, Chris Brown 44.5, Troy McIntosh 44.42, Timothy Munnings 44.13                |
| JAM | Brandon Simpson 45.71, Christopher Williams 44.50, Greg Haughton 43.88, Danny McFarlane 44.30   |
| POL | Rafał Wieruszewski 46.0, Piotr Haczek 44.1, Piotr Długosielski 45.10, Piotr Rysiukiewicz 44.50  |
| BRA | Valdinei da Silva 46.8, Anderson dos Santos 44.8, Flávio Godoy 44.80, Sanderlei Parrela 44.66   |
| GBR | Iwan Thomas 45.8, Jamie Baulch 44.4, Tim Benjamin 45.85, Mark Richardson 45.17                  |
| ESP | Iván Rodríguez 47.1, David Canal 44.5, Antonio Andrés 45.82, Antonio Reina 44.77                |
| GER | Marc-Alexander Scheer 47.6, Ruwen Faller 45.2, Lars Figura 46.88, Ingo Schultz 43.78            |
| USA | Leonard Byrd 45.9, Antonio Pettigrew DQ (r40.9) (43.9), Derrick Brew 44.03, Angelo Taylor 43.71 |

#### First round (First 2 & 2 fastest to final) (Aug 11)

**Heat 1:** 1, Great Britain & NI 3:00.96; 2, Germany 3:01.33; 3, Spain 3:01.42; (non-qualifiers) 4, Japan 3:02.75; 5, Sweden 3:04.02; 6, Canada 3:04.87; United States DQ (r41.1) (3:00.07)

#### Teams & unofficial splits:

|     |  |
|-----|--|
| GBR | Mark Hylton 46.0, Iwan Thomas 45.0, Tim Benjamin 45.46, Mark Richardson 44.52              |
| GER | Ingo Schultz 44.8, Ruwen Faller 45.5, Marc-Alexander Scheer 45.70, Lars Figura 45.33       |
| ESP | Iván Rodríguez 46.0, David Canal 44.1, Antonio Andrés 45.88, Antonio Reina 45.48           |
| JPN | Kenji Tabata 46.7, Jun Osakada 44.6, Dai Tamesue 45.99, Ryuji Muraki 45.49                 |
| SWE | Johan Wissman 46.4, Jimisola Laursen 45.4, Mikael Jakobsson 46.10, Magnus Aare 46.10       |
| CAN | Shane Niemi 46.9, Gary Reed 45.4, Lawrence Ringwald 46.51, Jean-Marie Louis 46.06          |
| USA | Jerome Young DQ (r40.9) (45.2), Andrew Pierce 44.7, Leonard Byrd 44.35, Derrick Brew 45.80 |

**Heat 2:** 1, Brazil 3:00.75; 2, Jamaica 3:00.97; (non-qualifiers) 3, France 3:01.65; 4, Russia 3:01.95; 5, Botswana 3:03.32; 6, Czech Republic 3:04.27; Sri Lanka DNS

#### Teams & unofficial splits:

|     |  |
|-----|--|
| BRA | Claudinei da Silva 46.3, Anderson dos Santos 45.0, Flávio Godoy 44.87, Sanderlei Parrela 44.64 |
| JAM | Michael Blackwood 46.2, Brandon Simpson 44.5, Mario Watts 45.82, Danny McFarlane 44.44         |
| FRA | Marc Raquil 46.2, Marc Foucan 45.1, Philippe Bouche 45.47, Stéphane Diagana 44.92              |
| RUS | Vitaliy Ignatov 46.6, Ruslan Mashchenko 44.8, Dmitry Golovastov 45.17, Andrey Semyonov 45.41   |
| BOT | Lulu Basinyi 46.6, Otukile Lekote 45.7, Johnson Kubisa 45.59, California Molefe 45.39          |
| CZE | Karel Blaha 46.7, Radek Zachoval 45.2, Stephan Tesarik 46.20, Jiří Mužík 46.22                 |
| SRI | Rohan Pradeep Kumara, Ranga Wimalawansa, Prasanna Sampath Amarasekara, Hariyan Ratnayake       |

**Heat 3:** 1, Bahamas 3:00.88; 2, Poland 3:01.32; (non-qualifiers) 3, South Africa 3:01.70; 4, Ukraine 3:02.35; 5, Mexico 3:03.19; 6, Saudi Arabia 3:04.22; 7, Ireland 3:04.26; 8, Venezuela 3:05.37

#### Teams & unofficial splits:

|     |   |
|-----|---|
| BAH | Troy McIntosh 46.5, Avard Moncur 43.7, Carl Oliver 45.58, Timothy Munnings 45.08              |
| POL | Rafał Wieruszewski 46.0, Piotr Haczek 44.4, Jacek Bocian 45.78, Piotr Rysiukiewicz 45.11      |
| RSA | Marcus la Grange 45.4, Jopie van Oudtshoorn 45.6, Alwyn Myburgh 45.21, Arnaud Malherbe 45.51  |
| UKR | Aleksandr Kaydash 46.8, Andriy Tverdstup 44.8, Volodymyr Rybalka 45.73, Yevgeniy Zyukov 45.01 |
| MEX | Alejandro Cárdenas 45.7, Oscar Juarez 45.2, Roberto Carbajal 46.68, Juan Pedro Toledo 45.60   |
| KSA | Hamdan Al-Bishi 45.8, Hamed Al-Bishi 45.9, Belal Al-Housah 46.60, Hadi Al-Somaily 45.85       |
| IRL | Robert Daly 46.9, Tom Comyns 46.7, Paul McKee 45.83, Tomas Coman 45.05                        |
| VEN | Dany Núñez 47.14, Simoncito Silvera 46.74, Jonathan Palma 45.84, William Hernández 45.65      |

X

Paris 2003

#### Final (Aug 31)

|    |                    |                      |
|----|--------------------|----------------------|
| 1, | France             | 2:58.96              |
| 2, | Jamaica            | 2:59.60              |
| 3, | Bahamas            | 3:00.53              |
| 4, | Great Britain & NI | 3:01.00              |
| 5, | Spain              | 3:02.50              |
| 6, | Greece             | 3:02.56              |
| 7, | Japan              | 3:03.15              |
|    | United States      | DQ (r41.1) (2:58.88) |

**Rightful finalists:** Australia

The United States had the individual gold and silver medallists but were not able to shake off powerful squads from France and Jamaica. Washington (44.6) put the US into a narrow lead after leg 2. Brew widened this advantage to 10m during his 44.67 run but by the end of it Clarke had put Jamaica in front with his 44.04. France were in contact so Blackwood, Young, and the exciting Raquil (4-1-3 in the original result of the individual final) were to battle it out on the last leg. Blackwood was passed by Young on the last bend. Raquil then moved through to challenge but could not quite catch the individual World Champion, despite splitting 44.15 compared with Young's 44.31.

As in the other Paris men's relay, doping revelations were to affect the final outcome. In 2004 a doping violation of Calvin Harrison was confirmed. He had failed a test at the US Championships of June 2003 and a suspension of two years was imposed in retrospect. All his results since that date were annulled, including Paris where he had placed sixth individually and ran the opening leg for the winning United States team. The relay golds therefore went to the French team including Stéphane Diagana who in fact retired in July 2004, one week before the news broke that he had become a World Champion. In 2009 it was confirmed that US anchorman Young should also be disqualified from Paris. Both Tyree Washington (1997 & 2003) and Derrick Brew (2001 & 2003) forfeited a pair of world relay golds through no fault of their own.

One beneficiary of the disqualifications was McFarlane of Jamaica, who in Paris effectively and uniquely claimed a fifth successive world silver.

#### Teams & unofficial splits:

|     |   |
|-----|---|
| FRA | Leslie Djhone 45.4, Naman Keita 44.7, Stéphane Diagana 44.69, Marc Raquil 44.15                               |
| JAM | Brandon Simpson 45.4, Danny McFarlane 45.1, Davian Clarke 44.04, Michael Blackwood 45.06                      |
| BAH | Avard Moncur 44.6, Dennis Darling 46.1, Nathaniel McKinney 45.54, Chris Brown 44.36                           |
| GBR | Ian Mackie 46.4, Sean Baldock 44.8, Chris Rawlinson 45.01, Daniel Caines 44.72                                |
| ESP | Iván Rodríguez 46.7, David Canal 44.5, Salvador Rodríguez 45.49, Antonio Manuel Reina 45.78                   |
| GRE | Stilianós Dimótsios 46.63, Anastásios Goúsis 45.39, Panayiótis Sarris 45.54, Periklís Iakovákis 45.00         |
| JPN | Yuki Yamaguchi 45.7, Takahiko Yamamura 45.4, Kenji Tabata 46.82, Mitsuhiro Sato 45.28                         |
| USA | Calvin Harrison DQ (r40.9) (45.2), Tyree Washington 44.6, Derrick Brew 44.75, Jerome Young DQ (r40.9) (44.31) |

#### First round (First 2 & 2 fastest to final) (Aug 30)

**Heat 1:** 1, Bahamas 3:01.33; 2, Spain 3:02.26; (non-qualifiers) 3, Australia 3:02.89; 4, Germany 3:04.72; Saudi Arabia DQ (r170.19) (3:02.94); Belarus DQ (r163.3) (3:05.52); United States DQ (r41.1) (3:00.98)

#### Teams & unofficial splits:

|     |   |
|-----|---|
| BAH | Avard Moncur 45.2, Nathaniel McKinney 45.4, Carl Oliver 45.96, Chris Brown 44.79                |
| ESP | Iván Rodríguez 46.3, David Canal 44.7, Salvador Rodríguez 45.41, Antonio Manuel Reina 45.88     |
| AUS | John Steffensen 46.8, Clinton Hill 44.3, Paul Pearce 45.49, Mark Ormrod 46.22                   |
| GER | Ingo Schultz 45.7, Sebastian Gatzka 46.1, Ruwen Faller 45.72, Bastian Swillims 47.21            |
| KSA | Hamed Al-Bishi 46.2, Hadi Al-Somaily 46.2, Mohammed Al-Salhi 45.06, Hamdan Al-Bishi 45.45       |
| BLR | Aleksandr Yelistratov 46.4, Yevgeniy Mikheyko 47.4, Leonid Vershinin 45.68, Sergey Kozlov 46.12 |
| USA | Calvin Harrison DQ (r40.9) (44.9), Mitch Potter 44.4, Adam Steele 45.54, Derrick Brew 46.08     |

**Heat 2:** 1, Jamaica 3:01.37; 2, Greece 3:02.31; 3, Japan 3:02.35; (non-qualifiers) 4, Canada 3:02.97; 5, Romania 3:06.42; 6, Botswana 3:07.91; Nigeria DQ (r170.20) (3:06.30)



**Teams & unofficial splits:**

|     |   |
|-----|---|
| JAM | Michael Campbell 45.0, Brandon Simpson 45.7, Lanceford Spence 45.78, Davian Clarke 44.92            |
| GRE | Stilianós Dimótsios 46.7, Anastásios Goúsis 46.6, Panayiótis Sarrís 45.08, Periklís Iakovákis 44.93 |
| JPN | Yuki Yamaguchi 45.8, Takahiko Yamamura 45.5, Jun Osakada 45.98, Mitsuhiro Sato 45.09                |
| CAN | Tyler Christopher 46.1, Shane Niemi 45.1, Gary Reed 45.35, Keston Nelson 46.39                      |
| ROU | Florin Suciú 47.9, Alexandru Mardan 46.3, Alexandru Cristea 46.79, Ioan Vieru 45.5                  |
| BOT | Oganeditse Moseki 46.7, Johnson Kubisa 45.3, Kagiso Kilego 48.9, Gaolisela Salang 47.1              |
| NGR | Musa Audu 46.8, Boloji Lawal 46.9, Godday James 46.41, Abayomi Agundiabe 46.13                      |

**Heat 3:** 1, France 3:01.79; 2, Great Britain & NI 3:02.22; (non-qualifiers) 3, South Africa 3:03.05; 4, Russia 3:03.62; 5, Ireland 3:04.31; Dominican Republic DQ (r170.20) (3:01.98); Kenya DQ (r170.20) (3:04.37); Sri Lanka DQ (r170.20) (3:05.19)

**Teams & unofficial splits:**

|     |  |
|-----|--|
| FRA | Ahmed Douhou 46.8, Naman Keita 44.1, Stéphane Diagana 45.84, Marc Raquil 44.98                                     |
| GBR | Tim Benjamin 45.9, Sean Baldock 45.5, Ian Mackie 46.00, Daniel Caines 44.84  |
| RSA | Marcus La Grange 46.3, Ockert Cilliers 45.6, Alwyn Myburgh 45.72, Paul Gorries 45.47                               |
| RUS | Anton Galkin 46.8, Aleksandr Usov 45.3, Andrey Rudnitskiy 46.34, Ruslan Mashchenko 45.17                           |
| IRL | Paul McKee 46.6, Gary Ryan 45.8, David McCarthy 45.72, David Gillick 46.19   |
| DOM | Arismendy Peguero 46.2, Carlos Santa 45.2, José Peralta 46.49, Felix Sánchez 44.07                                 |
| KEN | Vincent Mumo Kiilu 46.4, Joseph Mutua 45.6, Victor Kibet 47.58, Ezra Sambu 44.8                                    |
| SRI | Prasanna Sampath Amarasekara 47.3, Rohan Pradeep Kumara 46.13, Ranga Wimalawansa 46.13, Sugath Thilakarathne 45.63 |

**Helsinki 2005****Final (Aug 14)**

|    |                    |                        |
|----|--------------------|------------------------|
| 1, | United States      | 2:56.91                |
| 2, | Bahamas            | 2:57.32                |
| 3, | Jamaica            | 2:58.07                |
| 4, | Great Britain & NI | 2:58.82                |
| 5, | Poland             | 3:00.58                |
| 6, | France             | 3:03.10                |
| 7, | Russia             | 3:03.20                |
|    | Trinidad & Tobago  | DQ (r170.11) (3:01.60) |

The United States team was given fair warning by Bahamas when they ran 2:59.73 in the first heat without their top runner, Chris Brown, while Jamaica finished just behind (2:59.75). The US team, resting Rock and Wariner, won their heat comfortably in 3:00.48. In the final Rock gave the US a 2 metres advantage over Jamaica and the Bahamas with a 44.7 opener, and Brew extended the lead to 5m with a 44.3. Wariner's training partner Williamson maintained the lead over Andrae Williams of the Bahamas with a 44.40 split, with Jamaica further 4m back, just ahead of Britain. The US baton change gave them a further 2m advantage, and while Brown closed to within 2m with 100m to go, Wariner was able to move away in the finishing straight to win his country's 100th world championship gold. Brown produced the fastest leg (43.42), marginally quicker than Wariner (43.49), and Jamaica easily held off Britain for bronze, with the Britons running the best ever time for a fourth place.

Trinidad and Tobago crossed the line in sixth place, but were disqualified for illegally changing their declared running order.

**Teams & unofficial splits:**

|     |  |
|-----|--|
| USA | Andrew Rock 44.5, Derrick Brew 44.5, Darold Williamson 44.40, Jeremy Wariner 43.49             |
| BAH | Nathaniel McKinney 44.9, Avarad Moncur 44.6, Andrae Williams 44.43, Chris Brown 43.42          |
| JAM | Sanjay Ayre 44.6, Brandon Simpson 45.2, Lanceford Spence 44.48, Davian Clarke 43.81            |
| GBR | Tim Benjamin 45.0, Martyn Rooney 44.9, Robert Tobin 44.52, Malachi Davis 44.40                 |
| POL | Marcin Marcinişzyn 46.5, Robert Maćkowiak 44.4, Piotr Rysiukiewicz 45.15, Piotr Klimczak 44.50 |
| FRA | Leslie Djhone 46.06, Naman Keita 45.47, Abdrahim El Hhouzy 45.53, Marc Raquil 46.04            |

|     |   |
|-----|---|
| RUS | Dmitriy Forshev 47.2, Andrey Rudnitskiy 45.2, Oleg Mishukov 45.42, Yevgeniy Lebedev 45.35 |
| TTO | Ato Modibo 45.7, Julian Raeburn 45.5, Rennie Quow 45.07, Damion Barry 45.38               |

**First round (First 2 & 2 fastest to final) (Aug 13)**

**Heat 1:** 1, Bahamas 2:59.73; 2, Jamaica 2:59.75; 3, Poland 3:00.38; (non-qualifiers) 4, Germany 3:03.17; 5, Sweden 3:03.62; 6, Botswana 3:06.39

**Teams & unofficial splits:**

|     |  |
|-----|--|
| BAH | Nathaniel McKinney 45.3, Avarad Moncur 44.7, Troy McIntosh 45.39, Andrae Williams 44.38            |
| JAM | Michael Blackwood 45.8, Sanjay Ayre 45.3, Lanceford Spence 44.33, Davian Clarke 44.33              |
| POL | Piotr Klimczak 45.7, Marcin Marcinişzyn 45.5, Robert Maćkowiak 44.5, Rafał Wieruszewski 44.7       |
| GER | Simon Kirch 46.6, Kamghe Gaba 45.6, Florian Seitz 45.36, Bastian Swillims 45.63                    |
| SWE | Mattias Claesson 46.7, Jimisola Laursen 45.3, Johan Wissman 45.19, Thomas Nikitin 46.42            |
| BOT | Obakeng Ngwigwa 47.6, California Molefe 45.7, Tshepho Kelaotswe 46.47, Masheto Gakologelwang 46.65 |

**Heat 2:** 1, United States 3:00.48; 2, Trinidad 3:01.91; 3, Russia 3:02.05; (non-qualifiers) 4, Ukraine 3:03.41; 5, Spain 3:08.03; 6, Zimbabwe 3:08.26; Japan DQ (r170.19) (3:02.44)

**Teams & unofficial splits:**

|     |   |
|-----|---|
| USA | Miles Smith 45.2, Derrick Brew 44.5, LaShawn Merritt 45.41, Darold Williamson 45.34           |
| TTO | Ato Modibo 45.4, Julian Raeburn 45.4, Rennie Quow 45.99, Damion Barry 45.11                   |
| RUS | Dmitriy Forshev 46.1, Andrey Rudnitskiy 45.3, Andrey Polukeyev 45.84, Yevgeniy Lebedev 44.81  |
| UKR | Aleksey Rachkovskiy 46.6, Andrey Tverdostup 45.5, Mikhail Knys 45.89, Vitaliy Dubonosov 45.44 |
| ESP | David Testa 47.1, David Canal 46.7, David Melo 47.83, Antonio Manuel Reina 46.38              |
| ZIM | Nelton Ndebele 46.4, Talkmore Nyongani 45.4, Brian Dzingai 50.78, Temba Ncube 45.65           |
| JPN | Yuzo Kanemaru 45.8, Kenji Narisako 45.6, Yoshihiro Horigome 45.94, Mitsuhiro Sato 45.08       |

**Heat 3:** 1, Great Britain & NI 3:01.95; 2, France 3:02.86; (non-qualifiers) 3, Dominican Republic 3:03.57; 4, Italy 3:04.40; 5, South Africa 3:04.64; 6, Nigeria 3:07.91; Saudi Arabia DQ (r170.19) (3:02.21)

**Teams & unofficial splits:**

|     |  |
|-----|--|
| GBR | Robert Tobin 45.6, Martyn Rooney 44.9, Malachi Davis 44.81, Graham Hedman 46.62                        |
| FRA | Leslie Djhone 46.3, Naman Keita 44.8, Abdrahim El Hhouzy 45.7, Marc Raquil 46.05                       |
| DOM | Arismendy Peguero 45.7, Carlos Santa 45.1, Danny García 46.66, Antonio Side 46.09                      |
| ITA | Claudio Licciardello 46.8, Edoardo Vallet 46.7, Luca Galletti 45.75, Andrea Barberi 45.19              |
| RSA | Jan van der Merwe 46.8, Ockert Cilliers 46.1, Ter de Villiers 46.98, LJ van Zyl 44.76                  |
| NGR | Saul Weigopwa 46.3, Musa Audu 45.8, Bola Lawal 46.4, Enefiok Udo-Obong 49.44                           |
| KSA | Hamdan Odha Al-Bishi 46.2, Hadi Al-Somaily 46.2, Hamed Hamadan Al-Bishi 45.19, Mohammed Al-Salhi 44.64 |

**Osaka 2007****Final (Sep 2)**

|    |                    |         |
|----|--------------------|---------|
| 1, | United States      | 2:55.56 |
| 2, | Bahamas            | 2:59.18 |
| 3, | Poland             | 3:00.05 |
| 4, | Jamaica            | 3:00.76 |
| 5, | Russia             | 3:01.62 |
| 6, | Great Britain & NI | 3:02.94 |
| 7, | Dominican Republic | 3:03.56 |
| 8, | Germany            | 3:07.40 |

The two questions to ask before the final were would the US threaten the world record, would the Bahamas be run close for the silver medal. The answer was "no" to both questions. Merritt set the USA off to an easy victory with an opener of 44.4, and successively the USA produced the fastest run on each leg, with Angelo Taylor (43.8), Darold Williamson (44.32) and Jeremy Wariner (43.10) carrying his team to a win by well over 40m. No world record, but nevertheless the second fastest legitimate time in history. Behind them Jamaica were in the silver medal position until Ayre succumbed to individual fourth-placer

Brown. Then, shockingly, Poland also got past the Jamaican anchor, who, suffering cramp, was reduced to 46.54 in the final.

#### Teams & unofficial splits:

|     |  |
|-----|--|
| USA | LaShawn Merritt 44.4, Angelo Taylor 43.7, Darold Williamson 44.32, Jeremy Wariner 43.10                          |
| BAH | Avard Moncur 45.2, Michael Mathieu 45.0, Andrae Williams 44.54, Chris Brown 44.41                                |
| POL | Marek Plawgo 45.5, Daniel Dąbrowski, 44.6 Marcin Marciniyszyn 44.81, Kacper Kozłowski 45.15                      |
| JAM | Michael Blackwood 45.4, Ricardo Chambers 44.3 Leford Green 44.50, Sanjay Ayre 46.54                              |
| RUS | Maksim Dyldin 46.2, Vladislav Frolov 44.9, Konstantin Svechkar 45.31, Denis Alekseyev 45.20                      |
| GBR | Andrew Steele 46.2, Robert Tobin 45.4, Richard Buck 47.08 (impeded by Gaba, who had fallen), Martyn Rooney 44.29 |
| DOM | Felix Sánchez 46.4, Yoel Tapia 45.3, Carlos Santa 46.54, Arismendy Peguero 45.32                                 |
| GER | Ingo Schultz 45.7, Simon Kirch 45.8, Kamghe Gaba 49.33 (fell), Bastian Swillims 46.51                            |

#### First round (First 3 & 2 fastest to final) (Sep 1)

**Heat 1:** 1, Bahamas 3:00.37; 2, Jamaica 3:00.99; 3, Russia 3:01.07; 4, Great Britain & NI 3:01.22; 5, Dominican Republic 3:02.49; (non-qualifiers) 6, Australia 3:02.59; 7, France 3:04.45; 8, Nigeria 3:06.04

#### Teams & unofficial splits:

|     |   |
|-----|---|
| BAH | Nathaniel McKinney 45.9, Michael Mathieu 44.9, Chris Brown 44.52, Andrae Williams 45.03     |
| JAM | Michael Blackwood 46.4, Ricardo Chambers 45.5, Leford Green 44.44, Sanjay Ayre 44.63        |
| RUS | Maksim Dyldin 46.2, Vladislav Frolov 45.4, Konstantin Svechkar 45.00, Denis Alekseyev 44.38 |
| GBR | Andrew Steele 46.4, Robert Tobin 45.5, Richard Buck 45.23, Martyn Rooney 44.17              |
| DOM | Carlos Santa 46.3, Arismendy Peguero 45.4, Yoel Tapia 45.80, Felix Sánchez 45.00            |
| AUS | Sean Wroe 45.7, Dylan Grant 45.4, Kurt Mulcahy 45.27, Mark Ormrod 46.15                     |
| FRA | Mathieu Lahaye 46.9, Brice Panel 45.1, Fadil Bellaabouss 46.10, Leslie Djhone 46.34         |
| NGR | Bolaji Lawal 47.3, Godday James 45.0, Victor Isaiah 48.44, Saul Weigopwa 45.34              |

**Heat 2:** 1, United States 3:01.46; 2, Germany 3:02.21; 3, Poland 3:02.39; (non-qualifiers) 4, Japan 3:02.76; 5, Trinidad and Tobago 3:02.92; 6, Greece 3:05.65; 7, Botswana 3:05.96

#### Teams & unofficial splits:

|     |  |
|-----|--|
| USA | Bershawn Jackson 45.7, Kerron Clement 45.3, Darold Williamson 44.58, Angelo Taylor 45.85       |
| GER | Ingo Schultz 45.9, Kamghe Gaba 45.9, Simon Kirch 45.30, Bastian Swillims 45.12                 |
| POL | Rafał Wieruszewski 46.5, Witold Bańka 46.2, Marcin Marciniyszyn 45.01, Daniel Dąbrowski 44.63  |
| JPN | Yuki Yamaguchi 46.8, Yusuke Ishizuka 45.3, Kenji Narisako 44.99, Mitsuhiro Sato 45.62          |
| TTO | Ato Modibo 45.5, Jovon Toppin 46.1, Jarrin Solomon 45.56, Rennie Quow 45.79                    |
| GRE | Dimitrios Régas 47.3, Yeóryios Doupís 46.2, Dimitrios Grávalos 46.26, Periklís Iakovákis 45.94 |
| BOT | Isaac Makwala 46.8, Obakeng Ngwigwa 46.1, Zacharia Kamberuka 47.00, California Molefe 46.09    |

### Berlin 2009

#### Final (Aug 23)

|    |                    |         |
|----|--------------------|---------|
| 1, | United States      | 2:57.86 |
| 2, | Great Britain & NI | 3:00.53 |
| 3, | Australia          | 3:00.90 |
| 4, | Belgium            | 3:01.88 |
| 5, | Poland             | 3:02.23 |
| 6, | Dominican Republic | 3:02.47 |
| 7, | France             | 3:02.65 |
| 8, | Nigeria            | 3:02.73 |

The only drama in the heats came with the disqualification of 2001 champions Bahamas, who had finished second in their heat behind Belgium (3:02.13), but were disqualified for a faulty changeover.

Taylor (45.4) gave the USA a slim lead at the end of the first leg over Britain and the Dominican Republic. Halfway through the second leg Wariner led by a metre from Soriano, but then the American – suddenly looking like the Wariner of 2007 – fled from the opposition and handed over more than 10m clear after a 43.6 leg. In his wake Bingham also gained an important advantage from the pack. Clement extended the US lead by another 6m with his 44.72, and Merritt did the same on the anchor leg with a 44.16 split.

#### Teams & unofficial splits:

|     |   |
|-----|---|
| USA | Angelo Taylor 45.4, Jeremy Wariner 43.6, Kerron Clement 44.72, Lashawn Merritt 44.16      |
| GBR | Conrad Williams 45.6, Michael Bingham 44.7, Robert Tobin 45.47, Martyn Rooney 44.83       |
| AUS | John Steffensen 45.6, Ben Offereins 45.3, Tristan Thomas 45.34, Sean Wroe 44.71           |
| BEL | Antoine Gillet 46.7, Kevin Borlée 44.4, Nils Duerinck 46.06, Cedric van Branteghem 44.80  |
| POL | Marcin Marciniyszyn 46.1, Piotr Klimczak 45.4, Kacper Kozłowski 46.05, Jan Ciepiela 44.67 |
| DOM | Arismendy Peguero 45.6, Yon Soriano 46.1, Yoel Tapia 45.80, Felix Sánchez 44.97           |
| FRA | Leslie Djhone 45.9, Teddy Venel 45.8, Yannick Fonsat 45.52, Yoan Decimus 45.45            |
| NGR | Saul Weigopwa 46.12, Noah Akwu 45.28, Amaechi Morton 46.61, Bola Lawal 44.72              |

#### First round (First 3 & 2 fastest to final) (Aug 22)

**Heat 1:** 1, United States 3:01.40; 2, France 3:01.65; 3, Great Britain & NI 3:01.91; 4, Australia 3:02.04; 5, Nigeria 3:02.36 (non-qualifier) 6, Russia 3:02.78

**Teams & unofficial splits:** (e = computed estimate based on photo-finish time at finish line of first leg runner before stagger unwinds)

|     |   |
|-----|---|
| USA | Lionel Larry 45.5, Kerron Clement 45.2, Bershawn Jackson 45.29, Angelo Taylor 45.45                   |
| FRA | Leslie Djhone 45.5e, Teddy Venel 45.4e, Yannick Fonsat 45.15, Yoan Decimus 45.64                      |
| GBR | Conrad Williams 45.4, Robert Tobin 45.7, David Greene 45.83, Martyn Rooney 44.99                      |
| AUS | Joel Milburn 46.4e, Tristan Thomas 45.6e, Ben Offereins 44.78, Sean Wroe 45.25                        |
| NGR | Saul Weigopwa 45.8, Noah Akwu 45.2, Amaechi Morton 46.57, Bolaji Lawal 44.82                          |
| RUS | Maksim Dyldin 45.9e, Valentin Kruglyakov 45.3e, Konstantin Svechkar 45.84, Aleksandr Derevyagin 45.77 |

**Heat 2:** 1, Belgium 3:02.13; 2, Dominican Republic 3:02.76; 3, Poland 3:03.23 (non-qualifiers) 4, Germany 3:03.52; 5, Jamaica 3:04.45; 6, South Africa 3:07.88; Bahamas DQ (r170.19) (3:02.47)

**Teams & unofficial splits:** (e = computed estimate based on photo-finish time at finish line of first leg runner before stagger unwinds)

|     |   |
|-----|---|
| BEL | Antoine Gillet 46.6, Cedric van Branteghem 45.1, Nils Duerinck 45.77, Kevin Borlée 44.75      |
| DOM | Gustavo Cuesta 46.3e, Arismendy Peguero 45.3e, Yoel Tapia 45.45, Felix Sánchez 45.67          |
| POL | Piotr Klimczak 46.6e, Marcin Marciniyszyn 45.2e, Rafał Wieruszewski 46.50, Jan Ciepiela 44.92 |
| GER | Martin Grothkopp 46.5, Kamghe Gaba 45.4, Eric Krüger 45.91, Ruwen Faller 45.69                |
| JAM | Leford Green 46.7, Ricardo Chambers 45.7, Isa Phillips 46.13, Jermaine Gonzales 45.94         |
| RSA | Ofentse Mogawane 46.1e, Jacob Ramokoka 46.0e, Sibusiso Sishi 46.61, Pieter Smith 49.19        |
| BAH | Ramon Miller 45.5, Avard Moncur 46.0, LaToy Williams 45.04, Nathaniel McKinney 45.98          |

### X

### Daegu 2011

#### Final (Sep 2)

|    |                    |                      |
|----|--------------------|----------------------|
| 1, | United States      | 2:59.31              |
| 2, | South Africa       | 2:59.87              |
| 3, | Jamaica            | 3:00.10              |
| 4, | Belgium            | 3:00.41              |
| 5, | Kenya              | 3:01.15              |
| 6, | Great Britain & NI | 3:01.16              |
| 7, | Germany            | 3:01.37              |
|    | Russia             | DQ (r41.1) (3:00.22) |

**Rightful finalists:** Bahamas

The final was a much closer affair than it should have been as the USA were reliant on experienced but below form 400 hurdlers Jackson and Taylor. Nixon (44.8) led at the end of the first leg by a metre from Jonathan Borlée. Jackson ran 45.3, and was swamped by Gonzales (44.2) and Mogawane (43.9) who took South Africa to within two metres of the Jamaicans. Taylor ran 45.00, but he too lost ground to Jamaica (Hylton 44.94) and South Africa (de Beer 44.88). The USA were rescued by Merritt, who waited until the finishing straight before moving smoothly past van Zyl and Green to win.

The South African included Paralympic Champion amputee Oscar Pistorius in the heats (45.58 on the first leg), but he was controversially replaced in their final line-up. Nevertheless Pistorius became the first athlete with a disability to win a medal at the World Championships.

Less happy were former champions Bahamas, who paid the price for resting their best men for the heats and were eliminated. Gallingly, they were kept out of the final by a Russian team which were ultimately disqualified because on an earlier doping violation by their anchorman Alekseyev.

#### Teams & unofficial splits:

|     |   |
|-----|---|
| USA | Greg Nixon 44.8, Bershawn Jackson 45.4, Angelo Taylor 44.00, LaShawn Merritt 44.17                      |
| RSA | Shane Victor 46.0, Ofentse Mogawane 43.9, Willem de Beer 44.88, LJ van Zyl 45.03                        |
| JAM | Allodin Fothergill 45.5, Jermaine Gonzales 44.2, Riker Hylton 44.94, Leford Green 45.53                 |
| BEL | Jonathan Borlée 45.0, Antoine Gillet 45.6, Nils Duerinck 45.76, Kevin Borlée 44.11                      |
| KEN | Vincent Kosgei 45.9, Vincent Mumo 45.5, Anderson Mutegi 45.34, Mark Mutai 44.48                         |
| GBR | Richard Strachan 46.25, Nigel Levine 45.32, Chris Clarke 45.47, Martyn Rooney 44.12                     |
| GER | Jonas Plass 45.6, Kamghe Gaba 45.6, Miguel Rigau 45.61, Marco Schmidt 44.61                             |
| RUS | Maksim Dyldin 45.5, Konstantin Svechkar 45.6, Pavel Trenikhin 44.80, Denis Alekseyev DQ (r40.9) (44.41) |

#### First round (First 3 & 2 fastest to final) (Sep 1)

**Heat 1:** 1, United States 2:58.82; 2, Jamaica 2:59.13; 3, South Africa 2:59.21; 4, Great Britain & NI 3:00.38; 5, Germany 3:00.68; (non-qualifiers) 6, Trinidad & Tobago 3:02.47; 7, Japan 3:02.64; 8, Korea 3:04.05

**Teams & unofficial splits:** (e = computed estimate based on photo-finish time at finish line of first leg runner before stagger unwinds)

|     |   |
|-----|---|
| USA | Greg Nixon 45.1e, Jamaal Torrance 43.9e, Mike Berry 43.95, LaShawn Merritt 45.87                                  |
| JAM | Allodin Fothergill 45.3e, Riker Hylton 44.4e, Lanceford Spence 44.79, Leford Green 44.66                          |
| RSA | Oscar Pistorius 45.58, Ofentse Mogawane 43.97, Willem de Beer 44.46, Shane Victor 45.20                           |
| GBR | Richard Strachan 46.0, Nigel Levine 45.1, Chris Clarke 44.99, Martyn Rooney 44.56                                 |
| GER | Jonas Plass 45.8e, Kamghe Gaba 44.8e, Eric Krüger 45.18, Thomas Schneider 44.90                                   |
| TTO | Zwede Hewitt 45.7e, Jarrin Solomon 45.6e, Deon Lendore 45.68, Rennie Quow 45.47                                   |
| JPN | Kei Takase 46.0e, Yuzo Kanemaru 44.6e, Yusuke Ishizuka 47.02 (had to go stop to get baton), Hideyuki Hirose 44.98 |
| KOR | Park Bong-Go 46.7e, Lim Chan-Ho 44.8e, Lee Joon 46.71, Sung Hyuk-Ye 45.89   |

**Heat 2:** 1, Belgium 3:00.71; 2, Kenya 3:00.97; (non-qualifiers) 3, Bahamas 3:01.54; 4, Australia 3:01.56; 5, Poland 3:01.84; 6, France 3:03.68; 7, Saudi Arabia 3:05.65; Russia DQ (r41.1) (3:00.81)

**Teams & unofficial splits:** (e = computed estimate based on photo-finish time at finish line of first leg runner before stagger unwinds)

|     |   |
|-----|---|
| BEL | Antoine Gillet 46.45, Jonathan Borlée 44.24, Nils Duerinck 45.83, Kevin Borlée 44.19                      |
| KEN | Vincent Kosgei 46.1e, Anderson Mutegi 45.1e, Vincent Mumo 45.01, Mark Mutai 44.72                         |
| BAH | Ramon Miller 46.3e, Avarad Moncur 44.8e, Andrae Williams 45.28, LaToy Williams 45.13                      |
| AUS | Ben Offerens 46.6e, Tristan Thomas 44.8e, Steven Solomon 45.40, Sean Wroe 44.75                           |
| POL | Kacper Kozłowski 46.5e, Piotr Wiaderek 44.8e, Jakub Krzewina 45.68, Marcin Marciniuszyn 44.90             |
| FRA | Nicolas Fillon 47.0e, Teddy Venel 45.2e, Mamoudou Hanne 45.68, Yoan Décimus 45.77                         |
| KSA | Ismail Al-Sabani 47.4e, Youssef Al-Masrahi 46.1e, Hamed Hamadan Al-Bishi 47.22, Mohammed Al-Salhi 44.93   |
| RUS | Maksim Dyldin 46.1e, Konstantin Svechkar 45.4e, Pavel Trenikhin 44.52, Denis Alekseyev DQ (r40.9) (44.77) |

## Moscow 2013

#### Final (Aug 16)

|    |                    |         |
|----|--------------------|---------|
| 1, | United States      | 2:58.71 |
| 2, | Jamaica            | 2:59.88 |
| 3, | Russia             | 2:59.90 |
| 4, | Great Britain & NI | 3:00.88 |
| 5, | Belgium            | 3:01.02 |
| 6, | Trinidad & Tobago  | 3:01.74 |
| 7, | Brazil             | 3:02.19 |
| 8, | Australia          | 3:02.26 |

The US led from the gun in the final, with Verburg heading Williams 45.0 to 45.3. Individual silver medallist McQuay, who had produced a 43.4 in the 2012 Olympic final, only needed 44.1 to extend the lead by

a further two metres, though Belgium's Kevin Borlée was fastest of all with 44.04. Despite a leg of 'only' 44.87 by 19 year-old Hall, the US was again able to widen its lead by 1200m, this time to 1.34 seconds. Belgium, with the third Borlée brother in as many legs (Dylan), held onto second by less than a metre from Russia, with Britain two metres further back. Merritt came home 10m clear of Jamaica. Their anchor Francis ran brilliantly to move from fifth to second and then hold off the lethal finish of Krasnov. The 18 year-old Jamaican clocked 44.05, much the fastest of all the anchors.

#### Teams & unofficial splits:

|     |   |
|-----|---|
| USA | David Verburg 45.0, Tony McQuay 44.1, Arman Hall 44.87, LaShawn Merritt 44.77                   |
| JAM | Rusheen McDonald 46.0, Edino Steele 44.3, Omar Johnson 45.53, Javon Francis 44.05               |
| RUS | Maksim Dyldin 45.4, Lev Mosin 44.8, Sergey Petukhov 45.05, Vladimir Krasnov 44.67               |
| GBR | Conrad Williams 45.3, Martyn Rooney 44.5, Michael Bingham 45.65, Nigel Levine 45.35             |
| BEL | Jonathan Borlée 45.50, Kevin Borlée 44.04, Dylan Borlée 45.74, Will Oyowe 45.74                 |
| TTO | Rennie Quow 45.6, Lalonde Gordon 45.3, Jehue Gordon 45.12, Jarrin Solomon 45.74                 |
| BRA | Pedro Luiz de Oliveira 45.9, Wagner Cardoso 45.2, Anderson Henriques 45.32, Hugo de Sousa 45.73 |
| AUS | Steven Solomon 45.6, Alexander Beck 45.8, Craig Burns 45.46, Tristan Thomas 45.36               |

#### First round (First 2 & 2 fastest to final) (Aug 15)

**Heat 1:** 1, Jamaica 3:00.41; 2, Great Britain & NI 3:00.50; (non-qualifiers) 3, Venezuela 3:02.04; 4, Japan 3:02.43; 5, Dominican Republic 3:03.61; 6, Spain 3:04.07; 7, Nigeria 3:04.52; 8, Botswana 3:05.74

**Teams & unofficial splits** (e = computed estimate based on photo-finish time at finish line of first leg runner before stagger unwinds)

|     |  |
|-----|--|
| JAM | Rusheen McDonald 45.6e, Javere Bell 45.1e, Edino Steele 45.14, Javon Francis 44.62       |
| GBR | Conrad Williams 45.4, Michael Bingham 45.6, Jamie Bowie 44.64, Martyn Rooney 44.77       |
| VEN | Arturo Ramírez 46.0e, Alberto Aguilar 45.4e, José Meléndez 45.26, Freddy Mezones 45.38   |
| JPN | Kengo Yamazaki 46.1e, Yuzo Kanemaru 45.6e, Hideyuki Hirose 44.94, Hiroyuki Nakano 45.82  |
| DOM | Arisemdy Peguero 46.5e, Gustavo Cuesta 46.0e, Yon Soriano 46.12, Luguelin Santos 44.99   |
| ESP | Roberto Briones 46.5e, Samuel Garcia 45.2e, Mark Ujakpor 45.74, Pau Fradera 46.62        |
| NGR | Noah Akwu 46.00, Abiola Onakoya 46.02, Tobi Ogunmola 46.24, Isah Saliyu 46.26            |
| BOT | Pako Seribe 47.1e, Obakeng Ngwigwa 46.2e, Isaac Makwala 46.15, Thapelo Ketlogetswe 46.27 |

**Heat 2:** 1, United States 2:59.85; 2, Trinidad & Tobago 3:00.48; 3, Belgium 3:00.81; 4, Brazil 3:01.09; (non-qualifiers) 5, Poland 3:01.73; 6, Ukraine 3:04.98; 7, Kenya 3:06.29; 8, Sri Lanka 3:06.59

**Teams & unofficial splits** (e = computed estimate based on photo-finish time at finish line of first leg runner before stagger unwinds)

|     |  |
|-----|--|
| USA | James Harris 45.2, David Verburg 44.6, Joshua Mance 45.21, Arman Hall 44.82                                      |
| TTO | Rennie Quow 45.1e, Jarrin Solomon 44.8e, Lalonde Gordon 45.11, Deon Lendore 45.49                                |
| BEL | Antoine Gillet 46.8, Jonathan Borlée 44.1, Dylan Borlée 45.96, Kevin Borlée 43.90                                |
| BRA | Pedro Luis de Oliveira 45.9e, Wagner Cardoso 45.3e, Anderson Henriques 44.73, Hugo de Sousa 45.18                |
| POL | Kacper Kozłowski 46.0e, Rafal Omelko 45.3e, Lukasz Krawczuk 45.48, Marcin Marciniuszyn 44.95                     |
| UKR | Vitaliy Butrym 46.7e, Myhaylo Knysh 45.7e, Yevhen Hutsol 46.68, Volodymyr Burakov 45.87                          |
| KEN | Mike Nyangau 46.65, Alphas Kishoyan 46.23, Anthony Chemut 46.72, Moses Kertich 46.69                             |
| SRI | T.H. Dulan Priyashantha 47.6e, Dilhan Aloka 46.0e, Chanaka R.J.M. Kalawala 46.23, Kasun Kalhar Seneviratne 46.79 |

**Heat 3:** 1, Russia 3:01.81; 2, Australia 3:02.48; (non-qualifiers) 3, Germany 3:02.62; 4, Bahamas 3:02.67; 5, Italy 3:03.88; 6, Cuba 3:04.26; 7, Czech Republic 3:04.54; 8, Saudi Arabia 3:04.55

**Teams & unofficial splits** (e = computed estimate based on photo-finish time at finish line of first leg runner before stagger unwinds)

|     |  |
|-----|--|
| RUS | Maksim Dyldin 45.5e, Lev Mosin 45.1e, Sergey Petukhov 45.99, Vladimir Krasnov 45.27  |
| AUS | Steven Solomon 45.8e, Craig Burns 45.8e, Alexander Beck 45.61, Tristan Thomas 45.27  |
| GER | David Gollnow 46.3e, Eric Krüger 45.2e, Thomas Schneider 45.37, Jonas Plass 45.75    |
| BAH | Chris Brown 45.7e, Wesley Newmour 45.2e, LaToy Williams 45.17, Ojay Ferguson 46.57   |
| ITA | Marco Lorenzi 46.49, Isalbet Juarez 45.67, Eusebio Haliti 46.66, Matteo Galvan 45.06 |



|     |  |
|-----|--|
| CUB | Yoandys Lescay 45.4e, Raidel Acea 44.8e, Orestes Rodríguez 46.27, Osmaidel Pellicier 47.82         |
| CZE | Daniel Němeček 46.6e, Pavel Maslák 44.3e, Petr Lichý 46.87, Jan Tesářík 46.75                      |
| KSA | Ismail Al-Sabani 46.7e, Youssef Masrahi 45.1e, Mohamed Ali Al-Bishi 46.85, Mohammed Al-Salhi 45.92 |

## Beijing 2015

### Final (Aug 30)

|    |                    |         |            |
|----|--------------------|---------|------------|
| 1, | United States      | 2:57.82 |            |
| 2, | Trinidad & Tobago  | 2:58.20 |            |
| 3, | Great Britain & NI | 2:58.51 | (2:58.502) |
| 4, | Jamaica            | 2:58.51 | (2:58.506) |
| 5, | Belgium            | 3:00.24 |            |
| 6, | France             | 3:00.65 |            |
| 7, | Cuba               | 3:03.05 |            |
| 8, | Russia             | 3:03.05 |            |

Quow gave Trinidad a small advantage over the US and Britain on the first leg, and Gordon slightly extended that on the second leg with a fine last 100m. Belgium, missing an injured Dylan Borlée, was more than 10m back in sixth place, but then Kevin Borlée ran 43.98 to bring his team back into contention. Trinidad still held an advantage at the final takeover, then as the leaders battled down the back straight, Jamaica's Francis came flying past everyone. One felt that the 20 year-old might pay for his impatience, and so it was as Merritt and Cedenio went past the now suffering Jamaican in the finishing straight. Britain's Rooney also edged Francis for the bronze (by 0.004), though having started so far back, the Jamaican did end up with the fastest split of the race (43.52). Merritt collected his sixth successive World Championship relay gold, starting with the one he was awarded for running in the heats only 10 years earlier in Helsinki.

Botswana found a time of 2:59.95 insufficient for the final. Even quicker in the heats was Olympic Champions Bahamas (2:59.24), but they were disqualified for a lane violation.

### Teams & unofficial splits: (legs 1-2 from video analysis, legs 3-4 from photo-finish)

|     |   |
|-----|---|
| USA | David Verburg 45.0, Tony McQuay 44.3, Bryshon Nellum 44.38, LaShawn Merritt 44.18           |
| TTO | Rennie Quow 44.8, Lalonde Gordon 44.1, Deon Lendore 44.85, Machel Cedenio 44.47             |
| GBR | Rabah Yousif 45.0, Delano Williams 44.6, Jarryd Dunn 44.98, Martyn Rooney 43.97             |
| JAM | Peter Matthews 45.2, Ricardo Chambers 45.2, Rusheen McDonald 44.56, Javon Francis 43.52     |
| BEL | Jonathan Borlée 45.3, Robin Vanderbenden 45.4, Kevin Borlée 43.58, Antoine Gillet 45.95     |
| FRA | Mame-Ibra Anne 45.3, Teddy Venel 44.4, Mamoudou Hanne 45.62, Thomas Jordier 45.31           |
| CUB | William Collazo 46.1, Raidel Acea 45.4, Adrián Chacón 46.63, Yoandys Lescay 44.93           |
| RUS | Artyom Denmukhametov 46.8, Pavel Trenikhin 45.9, Denis Alekseyev 45.95, Pavel Ivashko 44.41 |

### First round (First 3 & 2 fastest to final) (Aug 29)

**Heat 1:** 1, Great Britain & NI 2:59.05; 2, Belgium 2:59.28; 3, France 2:59.42; 4, Russia 2:59.45; (non-qualifiers) 5, Poland 3:00.72; 6, Venezuela 3:02.96; 7, Japan 3:02.97; Bahamas DQ (r163.3a) (2:59.24)

### Teams & unofficial splits: (legs 1-2 from video analysis, legs 3-4 from photo-finish)

|     |   |
|-----|---|
| GBR | Rabah Yousif 45.2, Delano Williams 44.2, Jarryd Dunn 45.37, Martyn Rooney 44.28               |
| BEL | Dylan Borlée 45.8, Jonathan Borlée 44.2, Antoine Gillet 45.48, Kevin Borlée 43.78             |
| FRA | Mame-Ibra Anne 45.5, Teddy Venel 44.3, Mamoudou Hanne 45.05, Thomas Jordier 44.45             |
| RUS | Artyom Denmukhametov 46.0, Pavel Trenikhin 44.5, Denis Kudryavtsev 44.63, Pavel Ivashko 44.29 |
| POL | Łukasz Krawczuk 45.9, Michał Pietrzak 45.1, Rafał Omelko 44.81, Jakub Krzewina 44.93          |
| VEN | Albert Bravo 46.2, José Meléndez 45.5, Arturo Ramírez 45.58, Freddy Mezones 45.88             |
| JPN | Tomoya Tamura 46.3, Yuzo Kanemaru 44.8, Naoki Kobayashi 45.80, Takamasa Kitagawa 46.12        |
| BAH | Steven Gardiner 45.6, Michael Mathieu 43.9, Alonzo Russell 45.53, Ramon Miller 44.18          |

**Heat 2:** 1, United States 2:58.13; 2, Trinidad & Tobago 2:58.67; 3, Jamaica 2:58.69; 4, Cuba 2:59.80; (non-qualifiers) 5, Botswana 2:59.95; 6, Dominican Republic 3:00.15; 7, Brazil 3:01.05; 8, Ireland 3:01.26

### Teams & unofficial splits: (legs 1-2 from video analysis, legs 3-4 from photo-finish)

|     |   |
|-----|---|
| USA | Kyle Clemons 45.3, Tony McQuay 44.0, Bryshon Nellum 44.38, Vernon Norwood 44.45                       |
| TTO | Rennie Quow 45.8, Jarrin Solomon 44.5, Deon Lendore 44.56, Lalonde Gordon 43.82                       |
| JAM | Peter Matthews 45.1, Ricardo Chambers 44.1, Dane Hyatt 44.94, Javon Francis 44.56                     |
| CUB | William Collazo 45.9, Raidel Acea 44.4, Adrián Chacón 44.99, Yoandys Lescay 44.56                     |
| BOT | Onkabetse Nkobolo 45.2, Nijel Amos 44.1, Gaone Maotoanong 46.05, Isaac Makwala 44.63                  |
| DOM | Gustavo Cuesta 45.4, Yon Soriano 43.8, Juander Santos 46.58, Luguelín Santos 44.36                    |
| BRA | Pedro Luis de Oliveira 46.1, Wagner Francisco Cardoso 44.9, Hederson Estefani 45.14, Hugo Souza 44.92 |
| IRL | Brian Gregan 45.8, Brian Murphy 45.4, Thomas Barr 45.05, Mark English 44.96                           |

### 4 x 400 METRES RELAY

#### Multiple Medallists:

|   |                    |     |                                      |
|---|--------------------|-----|--------------------------------------|
| 6 | LaShawn Merritt    | USA | 05-1h2, 07-1, 09-1, 11-1, 13-1, 15-1 |
| 5 | Davian Clarke      | JAM | 95-2, 97-2, 99-2, 03-2, 05-3         |
|   | Danny McFarlane    | JAM | 95-2, 97-2, 99-2, 01-2, 03-2         |
| 4 | Greg Haughton      | JAM | 95-2, 97-2, 99-2, 01-2               |
|   | Chris Brown        | BAH | 01-1, 03-3, 05-2, 07-2               |
|   | Avard Moncur       | BAH | 01-1, 03-3, 05-2, 07-2               |
| 3 | Kriss Akabusi      | GBR | 83-2s2, 87-2, 91-1                   |
|   | Roger Black        | GBR | 87-2, 91-1, 97-1                     |
|   | Butch Reynolds     | USA | 87-1, 93-1, 95-1                     |
|   | Michael McDonald   | JAM | 95-2, 97-2, 99-2                     |
|   | Piotr Haczek       | POL | 97-3, 99-1, 01-3                     |
|   | Michael Blackwood  | JAM | 01-2h2, 03-2, 05-2h1                 |
|   | Brandon Simpson    | JAM | 01-2, 03-2, 05-3                     |
|   | Nathaniel McKinney | BAH | 03-3, 05-2, 07-1h1                   |
|   | Lansford Spence    | JAM | 03-1h2, 05-3, 11-2h1                 |
|   | Jeremy Wariner     | USA | 05-1, 07-1, 09-1                     |
|   | Angelo Taylor      | USA | 07-1, 09-1, 11-1                     |
|   | Bershawn Jackson   | USA | 07-1h2, 09-1h1, 11-1                 |
| 2 | 24 men             |     |                                      |

#### Most Finals:

|   |               |  |
|---|---------------|--|
| 6 | McFarlane     | 93-7, 95-2, 97-2, 99-2, 01-2, 03-2     |
|   | Martyn Rooney | GBR 05-4, 07-6, 09-2, 11-6, 13-4, 15-3 |

#### Most Appearances:

|   |           |   |
|---|-----------|---|
| 6 | McFarlane | 99-6, 01-1, 03-3, 05-2, 07-2, 13-4h3    |
|   | Brown     | 01-1, 03-3, 05-2, 07-2, 09-dqh2, 11-4h2 |
|   | Moncur    | 05-1h2, 07-1, 09-1, 11-1, 13-1, 15-1    |
|   | Merritt   |   |
|   | Rooney    |   |

#### National Placings:

|               | 1         | 2         | 3         | 4         | 5         | 6         | 7         | 8        | Points     |
|---------------|-----------|-----------|-----------|-----------|-----------|-----------|-----------|----------|------------|
| USA           | 9         | 1         | -         | -         | -         | 1         | -         | -        | 82         |
| JAM           | -         | 6         | 3         | 2         | -         | 1         | 1         | -        | 75         |
| GBR           | 2         | 2         | 2         | 4         | 1         | 2         | -         | -        | 72         |
| POL           | 1         | -         | 3         | -         | 3         | -         | -         | -        | 38         |
| BAH           | 1         | 2         | 1         | -         | -         | 1         | -         | -        | 31         |
| FRA           | 1         | -         | -         | 2         | 1         | 2         | 1         | -        | 30         |
| GER           | -         | 1         | 1         | 1         | -         | 1         | 2         | 1        | 26         |
| RUS           | -         | -         | 1         | -         | 3         | -         | 1         | 1        | 21         |
| KEN           | -         | 1         | -         | -         | 3         | -         | -         | -        | 19         |
| RSA           | -         | 1         | 1         | 1         | -         | -         | -         | -        | 18         |
| BEL           | -         | -         | -         | 2         | 2         | -         | -         | -        | 18         |
| CUB           | -         | -         | 1         | -         | -         | 2         | 1         | 1        | 15         |
| TTO           | -         | 1         | -         | -         | -         | 1         | -         | -        | 10         |
| URS           | 1         | -         | -         | -         | -         | -         | -         | -        | 8          |
| AUS           | -         | -         | 1         | -         | -         | -         | -         | 1        | 7          |
| NGR           | -         | -         | 1         | -         | -         | -         | -         | 1        | 7          |
| BRA           | -         | -         | -         | 1         | -         | -         | 1         | -        | 7          |
| ESP           | -         | -         | -         | -         | 1         | 1         | -         | -        | 7          |
| ITA           | -         | -         | -         | -         | 1         | -         | 1         | -        | 6          |
| TCH           | -         | -         | -         | 1         | -         | -         | -         | -        | 5          |
| YUG           | -         | -         | -         | 1         | -         | -         | -         | -        | 5          |
| DOM           | -         | -         | -         | -         | -         | 1         | 1         | -        | 5          |
| GRE           | -         | -         | -         | -         | -         | 1         | -         | -        | 3          |
| ZIM           | -         | -         | -         | -         | -         | 1         | -         | -        | 3          |
| JPN           | -         | -         | -         | -         | -         | -         | 1         | -        | 2          |
| MAR           | -         | -         | -         | -         | -         | -         | 1         | -        | 2          |
| SEN           | -         | -         | -         | -         | -         | -         | 1         | -        | 2          |
| SWE           | -         | -         | -         | -         | -         | -         | 1         | -        | 2          |
| BUL           | -         | -         | -         | -         | -         | -         | -         | 1        | 1          |
| <b>Totals</b> | <b>15</b> | <b>15</b> | <b>15</b> | <b>15</b> | <b>15</b> | <b>15</b> | <b>13</b> | <b>6</b> | <b>528</b> |

## WOMEN

## 100 Metres

## Helsinki 1983

| Final (Aug 8) (-0.5) |                 | Reactions |       |       |
|----------------------|-----------------|-----------|-------|-------|
| 1,                   | Marlies Göhr    | GDR       | 10.97 | 0.131 |
| 2,                   | Marita Koch     | GDR       | 11.02 | 0.172 |
| 3,                   | Diane Williams  | USA       | 11.06 | 0.177 |
| 4,                   | Merlene Ottey   | JAM       | 11.19 |       |
| 5,                   | Angela Bailey   | CAN       | 11.20 |       |
| 6,                   | Helinä Marjamaa | FIN       | 11.24 |       |
| 7,                   | Angella Taylor  | CAN       | 11.30 |       |
|                      | Evelyn Ashford  | USA       | DNF   |       |

One of the most eagerly-awaited women's clashes in Helsinki ended shockingly when Ashford tore muscles her both her gluteus maximus and right hamstring halfway through the final. It transpired that she had been carrying an injury since July.

Both Göhr (10.81) and Ashford (10.79) had set world records in 1983, so it was a surprise to see them drawn together in the same second-round heat. The American won the race, but was seen limping after the finish. Nevertheless, she returned to win her semi in 10.99, the first sub-11 clocking ever at a major championships.

Göhr also won her semi impressively, but it was another GDR athlete, Koch, who got the best start in the final. At 30m, biomechanical analysis showed that Göhr (4.10) led from Koch (4.11) and Ashford (4.13). The American had a moderate start, but was closing on the GDR pair before suddenly hopping into the air. Göhr went on to win from Koch, while Williams's bronze provided some consolation for the USA. "I am very disappointed," said Ashford, "but I'll be back next year. I have a few scores to settle."

## First round (First 3 &amp; 11 fastest to semi-finals) (Aug 7)

**Heat 1: (1.1)** 1, Antonova 11.26; 2, Göhr 11.34; 3, Garcia 11.57; 4, Hodges 11.58; 5, Soborová 11.80; 6, Mary Mensah GHA 12.26; 7, Rose King IVB 12.87  
**Heat 2: (0.9)** 1, Koch 11.24; 2, Bailey 11.31; 3, Bacoul 11.38; 4, Rasmussen 11.42; 5, Hirsch 11.73; 6, Félicité Bada BEN 13.15; Ruth Mesade Enang CMR DNS  
**Heat 3: (1.2)** 1, Williams 11.23; 2, Marjamaa 11.47; 3, Callender 11.65; 4, Ubah 11.67; 5, Esther Hope TTO 12.19; 6, June Caddle BAR 12.56; 7, Judith Nimpaye BDI 14.65  
**Heat 4: (0.9)** 1, Ashford 11.15; 2, Romanova 11.54; 3, Davis 11.56; 4, Vader 11.58; 5, Möller 11.62; 6, Amie Ndow GAM 12.63; Semra Aksu TUR DNS  
**Heat 5: (1.6)** 1, Ottey 11.30; 2, Nuneva 11.43; 3, Oakes 11.60; 4, Lovall 11.71; 5, Walapa Tangjintusornn THA 12.26; 6, Mo Myong-Hee KOR 12.26; 7, Marisol García NCA 12.99  
**Heat 6: (0.3)** 1, Taylor 11.45; 2, Thomas 11.54; 3, Georgieva 11.58; 4, Ruperta Charles ANT 12.18; 5, Evelyne Farrel AHO 12.19; 6, Carmela Bolívar PER 12.31; 7, Pushpa Bhatta NEP 13.89  
**Heat 7: (2.1)** 1, Brown 11.26w; 2, Gladisch 11.28; 3, Bily 11.53; 4, Cuthbert 11.58; 5, De Vega 11.74; 6, Shen 11.85; 7, Koumba Kante GUI 13.37

## Second round (First 4 to semi-finals) (Aug 7)

**Heat 1: (0.8)** 1, Nuneva 11.20; 2, Taylor 11.24; 3, Brown 11.30; 4, Antonova 11.32; 5, Els Vader NED 11.56; 6, Lelieth Hodges JAM 11.63; 7, Marie-France Lovall FRA 11.79; 8, Monika Hirsch FRG 11.91  
**Heat 2: (-0.6)** 1, Koch 11.25; 2, Ottey 11.33; 3, Marjamaa 11.34; 4, Georgieva 11.43; 5, Beverley Callender GBR 11.48; 6, Esmeralda Garcia BRA 11.64; 7, Dorthe A Rasmussen DEN 11.67; 8, Lydia de Vega PHI 11.90  
**Heat 3: (-0.2)** 1, Williams 11.25; 2, Gladisch 11.36; 3, Bacoul 11.42; 4, Thomas 11.48; 5, Rufina Ubah NGR 11.60; 6, Pauline Davis BAH 11.62; 7, Juliet Cuthbert JAM 11.67; 8, Radislava Soborová TCH 11.90  
**Heat 4: (-0.2)** 1, Ashford 11.11; 2, Göhr 11.16; 3, Bailey 11.36; 4, Oakes 11.57; 5, Marina Romanova URS 11.61; 6, Lena Möller SWE 11.75; 7, Laurence Bily FRA 11.76; 8, Shen Shu-Foog TPE 12.17

## Semi-finals (First 4 to final) (Aug 8)

**Heat 1: (-0.5)** 1, Göhr 11.05; 2, Bailey 11.18; 3, Williams 11.21; 4, Marjamaa 11.29; 5, Silke Gladisch GDR 11.30; 6, Aneliya Nuneva BUL 11.31; 7, Alice Brown USA 11.33; 8, Shirley Thomas GBR 11.53  
**Heat 2: (-0.6)** 1, Ashford 10.99; 2, Koch 11.08; 3, Taylor 11.22; 4, Ottey 11.26; 5, Olga Antonova URS 11.30; 6, Nadezhda Georgieva BUL 11.36; 7, Heather Oakes GBR 11.50; 8, Rose-Aimée Bacoul FRA 11.59

## X

## Rome 1987

## Final (Aug 30) (-0.5)

|    |                 |     |       |       |
|----|-----------------|-----|-------|-------|
| 1, | Silke Gladisch  | GDR | 10.90 | 0.141 |
| 2, | Heike Drechsler | GDR | 11.00 | 0.210 |
| 3, | Merlene Ottey   | JAM | 11.04 | 0.172 |
| 4, | Diane Williams  | USA | 11.07 | 0.240 |

|    |                   |     |            |       |
|----|-------------------|-----|------------|-------|
| 5, | Aneliya Nuneva    | BUL | 11.09      | 0.169 |
| 6, | Angela Bailey     | CAN | 11.18      | 0.191 |
| 7, | Pam Marshall      | USA | 11.19      | 0.242 |
|    | Angella Issajenko | CAN | DQ (11.09) | 0.203 |

Rightful finalist: Alice Brown USA

The semi-finals indicated that the GDR were likely to repeat their Helsinki success. Gladisch won the first race in a windy 10.82, while the other went to Drechsler in a legal championship record of 10.95. The standard was fierce, with clockings of 11.07w and 11.15 insufficient for a place in the final. Defending Champion Göhr was among the non-qualifiers.

Following the exploits of Ben Johnson in the men's 100m final 20 minutes earlier, there were hopes of a record in the women's race. These were blighted by a change in direction of the wind.

Gladisch dominated the final from start to finish. At halfway she led with 6.07 from Nuneva (6.10), Ottey and Issajenko (both 6.12). At this point Drechsler – who was clearly last out of the blocks – was sixth (6.18), but she produced the best finish to claim the silver.

Issajenko was disqualified following her 1989 admission of a doping violation at the time of the World Championships. She originally placed fifth.

## First round (First 4 &amp; 4 fastest to second round) (Aug 29)

**Heat 1: (2.3)** 1, Drechsler 11.02w; 2, Georgieva 11.27; 3, Slyusar 11.34; 4, Masullo 11.71; 5, Bada 12.22; 6, Alyson Caulker SLE 12.33; 7, Sara Rossini SMR 12.86; 8, Erin Tierney COK 13.12  
**Heat 2: (1.3)** 1, Ottey 11.26; 2, Bily 11.32; 3, Pomoshchnikova 11.39; 4, Holden 11.53; 5, dos Santos 11.82; 6, Rosanna Browne AIA 12.80; 7, Lorraine Nanton MNT 13.30; 8, Moutwakil Abdelkarim SUD 14.07  
**Heat 3: (1.0)** 1, Brown 11.42; 2, Bailey 11.52; 3, Jacobs 11.77; 4, Philippe 11.92; 5, Ramani Mangalika SRI 12.34; 6, Sherlete Barrow BIZ 13.21; 7, Denise Ephraim NRU 13.69; Fydia Inamohoro BDI DNS  
**Heat 4: (-0.6)** 1, Nuneva 11.37; 2, Zolotaryova 11.52; 3, Allen 11.57; 4, Davis 11.59; 5, Diaz 12.00; 6, Lea Haba GUI 12.78; Aminata Diarra MLI DNS; Iammo Launa PNG DNS  
**Heat 5: (0.2)** 1, Sarvari 11.37; 2, Gladisch 11.42; 3, Marshall 11.44; 4, Phipps 11.62; 5, Yi Ng Ka HKG 12.26; 6, Bud Nurani INA 12.34; 7, Intisar Sudani JOR 12.91; Faouzia Djaffar COM DNS  
**Heat 6: (0.7)** 1, Cooman 11.18; 2, Demireva 11.61; 3, Ongolo 11.89; 4, Marie-Ange Wirtz SEY 12.64; 5, Judith Robinson TKS 13.15; 6, Abla Comlan TOG 13.21; Issajenko DQ (11.42); Tina Iheagwam NGR DNS

## Second round (First 3 &amp; 4 fastest to semi-finals) (Aug 29)

**Heat 1: (-0.3)** 1, Drechsler 11.08; 2, Nuneva 11.29; 3, Sarvari 11.32; 4, Olga Zolotaryova URS 11.59; 5, Angela Phipps CAN 11.67; 6, Diane Holden AUS 11.68; 7, Ingrid Verbruggen BEL 11.78; Félicité Bada BEN DNS  
**Heat 2: (1.6)** 1, Cooman 11.14; 2, Marshall 11.21; 3, Slyusar 11.39; 4, Dunn 11.47; 5, Marisa Masullo ITA 11.62; 6, Françoise Philippe FRA 11.63; 7, Sheila dos Santos BRA 11.76; Issajenko DQ (10.99)  
**Heat 3: (-1.6)** 1, Williams 11.21; 2, Bailey 11.31; 3, Pomoshchnikova 11.33; 4, Göhr 11.40; 5, Laurence Bily FRA 11.49; 6, Valya Demireva BUL 11.73; 7, Simone Jacobs GBR 11.83; 8, Yolanda Díaz ESP 12.05  
**Heat 4: (-1.1)** 1, Ottey 11.27; 2, Gladisch 11.29; 3, Brown 11.34; 4, Georgieva 11.47; 5, Lilliana Allen CUB 11.60; 6, Pauline Davis BAH 11.64; 7, Amparo Caicedo COL 12.08; 8, Gisèle Ongolo GAB 12.21

## Semi-finals (First 4 to final) (Aug 30)

**Heat 1: (2.2)** 1, Gladisch 10.82w; 2, Ottey 10.89; 3, Marshall 11.06; 4, Alice Brown USA 11.07; 5, Nadezhda Georgieva BUL 11.10; 6, Ulrike Sarvari FRG 11.15; 7, Irina Slyusar URS 11.44; Issajenko DQ (10.99)  
**Heat 2: (0.7)** 1, Drechsler 10.95; 2, Nuneva 11.01; 3, Williams 11.07; 4, Bailey 11.07; 5, Natalya Pomoshchnikova URS 11.15; 6, Nelli Cooman NED 11.21; 7, Marlies Göhr GDR 11.33; 8, Paula Dunn GBR 11.59

## Tokyo 1991

## Final (Aug 27) (-3.0)

|    |                 |     |       |       |
|----|-----------------|-----|-------|-------|
| 1, | Katrin Krabbe   | GER | 10.99 | 0.157 |
| 2, | Gwen Torrence   | USA | 11.03 | 0.152 |
| 3, | Merlene Ottey   | JAM | 11.06 | 0.196 |
| 4, | Irina Privalova | URS | 11.16 | 0.206 |
| 5, | Evelyn Ashford  | USA | 11.30 | 0.202 |
| 6, | Juliet Cuthbert | JAM | 11.33 | 0.180 |
| 7, | Mary Onyali     | NGR | 11.39 | 0.201 |
| 8, | Carlette Guidry | USA | 11.52 | 0.202 |

Merlene Ottey, unbeaten in 56 finals since Rome 1987, consolidated her status as favourite with a 10.78w semi-final. The other semi was

won in a legal 10.94 by the European Champion Krabbe, who was suddenly producing her best form of the season.

In the final, Krabbe got an excellent start and edged into a clear lead. Ottey was away poorly. At halfway it was Krabbe on 6.07 from Torrence (6.16) and Ottey (6.17). The tall German was never threatened. Ottey drew level with Torrence but the American responded in the last 20m to clinch the silver.

After the finish, the runners all looked up to the giant scoreboard. It wasn't until she saw the replay that Krabbe realised she had won the unified Germany's first world title. She jumped in the air and set off on a victory lap. The winning time was the fastest ever into a wind as strong as 3.0 metres per second.

Last in heat eight was Tehani Kirby of the Northern Mariana Islands. At 14 years five days, she became the youngest-ever competitor in World Championship history. Her record will never be beaten as later IAAF regulations prevent athletes of that age from competing at senior world championships.

#### First round (First 3 & 8 fastest to second round) (Aug 26)

**Heat 1: (0.1)** 1, Guidry 11.21; 2, Kinch 11.50; 3, Piña 11.71; 4, Jatamsuren Otgonchineg MGL 12.26; 5, Jane Thondojee MRI 12.36; 6, Tili Fata SAM 13.31; Slyusar DQ (11.32)

**Heat 2: (1.8)** 1, Privalova 11.14; 2, Hanhijoki 11.24; 3, Johnson 11.26; 4, Castro 11.55; 5, Rosanna Browne AIA 12.04; 6, Jabou Jawo GAM 12.42; 7, Faouzia Djaffar COM 14.69

**Heat 3: (-0.8)** 1, Ashford 11.16; 2, Cuthbert 11.22; 3, Tian 11.55; 4, Richter 11.64; 5, Mariama Ouiminga BUR 12.26; 6, Joy-Ann Eli BAR 12.42; 7, Sherlete Barrow BIZ 12.66; 8, Mpoka Mokosi COD 12.99

**Heat 4: (-0.8)** 1, McDonald 11.45; 2, Bily 11.51; 3, Philipp 11.72; 4, Wang 11.77; 5, My Linh Truong Hoang VIE 12.02; 6, Gisèle Ongolo GAB 12.32; 7, Denise Ouabangui CAF 12.69; 8, Erin Tierney COK 13.45

**Heat 5: (-0.1)** 1, Krabbe 11.23; 2, Utundu 11.51; 3, Douglas 11.66; 4, Govindasamy 11.80; 5, Gailey Dube ZIM 12.25; 6, Deirdre Caruana MLT 12.71; 7, Lusia Puleanga TGA 13.21

**Heat 6: (1.0)** 1, Onyali 11.27; 2, Davis 11.32; 3, Thomas 11.54; 4, Ravaonirina 11.74; 5, Aminata Konate GUI 12.19; 6, Feroza Khatton BAN 12.67; 7, Laure Kuetey BEN 13.01; 8, Trudy Duburuya NRU 14.34

**Heat 7: (1.2)** 1, Ottey 11.06; 2, Patoulidou 11.42; 3, Kovtun 11.44; 4, Tarolo 11.64; 5, Seymour 11.77; 6, Fornie Conteh SLE 13.72; Miss Sabra AFG DNS

**Heat 8: (-1.3)** 1, Torrence 11.51; 2, Allen 11.59; 3, Ubah 11.72; 4, Karen Clarke CAN 11.98; 5, Rita Alcazar PAN 12.49; 6, Fathimath Fezleen MDV 14.08; 7, Tehani Kirby NMI 15.12

#### Second round (First 4 to semi-finals) (Aug 26)

**Heat 1: (-0.4)** 1, Krabbe 10.91; 2, Guidry 11.21; 3, Patoulidou 11.47; 4, Paula Thomas GBR 11.51; 5, Tian Yumei CHN 11.52; 6, Claudete Piña BRA 11.81; 7, Lalao Ravaonirina MAD 11.81; Slyusar DQ (11.30)

**Heat 2: (-0.5)** 1, Ashford 11.09; 2, Cuthbert 11.12; 3, Onyali 11.20; 4, Kovtun 11.43; 5, Laurence Billy FRA 11.45; 6, Stephanie Douglas GBR 11.58; 7, Sabine Richter GER 11.66; 8, Wang Hwei-Chen TPE 11.79

**Heat 3: (-2.2)** 1, Privalova 11.22; 2, Davis 11.30; 3, Utundu 11.40; 4, McDonald 11.41; 5, Sisko Hanhijoki FIN 11.52; 6, Rossella Tarolo ITA 11.75; 7, Andrea Philipp GER 11.80; 8, Shanti Govindasamy MAS 11.89

**Heat 4: (-0.1)** 1, Ottey 10.89; 2, Torrence 10.99; 3, Johnson 11.27; 4, Allen 11.40; 5, Beverly Kinch GBR 11.45; 6, Rufina Ubah NGR 11.54; 7, Cristina Castro ESP 11.71; 8, Michelle Seymour NZL 11.87

#### Semi-finals (First 4 to final) (Aug 27)

**Heat 1: (-0.1)** 1, Krabbe 10.94; 2, Ashford 11.08; 3, Cuthbert 11.13; 4, Guidry 11.16; 5, Kerry Johnson AUS 11.38; 6, Liliana Allen CUB 11.53; 7, Beatrice Utundu NGR 11.58; Irina Slyusar URS DQ (11.42)

**Heat 2: (2.3)** 1, Ottey 10.78w; 2, Torrence 10.85; 3, Privalova 10.99; 4, Onyali 11.10; 5, Pauline Davis BAH 11.19; 6, Natalya Kovtun URS 11.37; 7, Beverley McDonald JAM 11.46; 8, Voula Patoulidou GRE 11.51

### Stuttgart 1993

| Final (Aug 16) (0.3) |                  | To 1000th |       |       |          |
|----------------------|------------------|-----------|-------|-------|----------|
| 1,                   | Gail Devers      | USA       | 10.82 | 0.149 | (10.811) |
| 2,                   | Merlene Ottey    | JAM       | 10.82 | 0.161 | (10.812) |
| 3,                   | Gwen Torrence    | USA       | 10.89 | 0.142 |          |
| 4,                   | Irina Privalova  | RUS       | 10.96 | 0.174 |          |
| 5,                   | Mary Onyali      | NGR       | 11.05 | 0.149 |          |
| 6,                   | Natalya Voronova | RUS       | 11.20 | 0.138 |          |
| 7,                   | Nikole Mitchell  | JAM       | 11.20 | 0.142 |          |
| 8,                   | Liliana Allen    | CUB       | 11.23 | 0.154 |          |

At the Barcelona Olympic Games, Devers took the 100m title by just one hundredth of a second. Stuttgart saw her win again by an even narrower margin.

Devers, Ottey, Torrence and Privalova – four of the first five from the 1992 Olympic final – drew lanes 5-6-3-4 in the final. Privalova and Devers were away quickest. By 60m the American had a visible lead, while Ottey and Torrence had caught the Russian.

In the last five metres Ottey surged and drew level with Devers, who produced a “double dip” – first with her chest then with her head. The two women crossed the line together. Torrence was the obvious bronze medallist.

At first sight, it looked as if the Jamaican had won: she had been moving the quickest in the last few strides before the finish line. There was a long wait, during which the replays showed that Devers's head had crossed the line first. But it was not clear whose torso was ahead. The result was announced as first, Devers 10.81, second Ottey 10.82.

The unfortunate Ottey – so often a bronze or silver medallist – had missed out yet again. A protest was lodged by the Jamaicans and the Jury of Appeal looked again at the photograph. The result was revised, with both women clocking 10.82, but the order was unchanged.

“I feel for Merlene,” said Devers, “but I also feel that I beat her.” Her winning margin was actually just one thousandth: 10.811 to 10.812 (not 10.816/10.820 as widely reported). The photograph of the finish taken from the inside of the track showed Devers's right shoulder just ahead of Ottey. When presented with her silver medal the following day, the Jamaican received a two-minute ovation from the sympathetic crowd.

#### First round (First 4 & 4 fastest to second round) (Aug 15)

**Heat 1: (-0.7)** 1, Privalova 11.36; 2, McDonald 11.37; 3, Finn 11.47; 4, Nestoret 11.56; 5, Dia 11.60; 6, Jariatou George GAM 12.46; 7, Natalie Martindale STV 12.86; 8, Lusia Puleanga TGA 13.02

**Heat 2: (-0.5)** 1, Pendareva 11.41; 2, Davis 11.44; 3, Tröger 11.46; 4, Tarnopolskaya 11.52; 5, Hermin Joseph DMA 11.62; 6, Lydia De Vega PHI 12.24; 7, Erin Tierney COK 13.16; 8, Wenona Steven NRU 14.70

**Heat 3: (-0.2)** 1, Devers 11.16; 2, Vorster 11.31; 3, Mitchell 11.36; 4, Jean-Charles 11.46; 5, Hana Benesová TCH 11.72; 6, Oumou Sow GUI 12.52; 7, Feroza Khatton BAN 12.68; 8, Melvina Wulah LBR 12.70

**Heat 4: (-0.3)** 1, Gainsford 11.32; 2, Ottey 11.36; 3, Jardim 11.47; 4, Amaral 11.59; 5, Heather Samuel ANT 11.64; 6, Rita Pattipeilohy INA 12.44; 7, Ismenia Frederico CPV 13.03

**Heat 5: (0.0)** 1, Onyali 11.23; 2, Bogoslovskaya 11.40; 3, Wang 11.43; 4, Poelman 11.44; 5, Dimitrova 11.55; 6, Mensah 11.59; 7, Shabana Akhtar PAK 12.76; 8, Ovidia Luis Afonso STP 13.09

**Heat 6: (-0.1)** 1, Voronova 11.31; 2, Allen 11.46; 3, Nkoma 11.67; 4, Seymour 11.68; 5, Odiah Sidibé FRA 11.69; 6, Dedra Davis BAH 12.00; 7, Rachelle Godonou BEN 12.93; 8, Said Nassiant COM 14.70

**Heat 7: (0.2)** 1, Paschke 11.31; 2, Torrence 11.43; 3, Kinch 11.43; 4, Hernesniemi 11.44; 5, Ferrer 11.50; 6, Genevieve Obone GAB 12.57; 7, Deirdre Caruana MLT 12.60; 8, Nguyen Thi Tuyet Mai VIE 12.79

#### Second round (First 4 to semi-finals) (Aug 15)

**Heat 1: (0.0)** 1, Torrence 11.02; 2, Mitchell 11.23; 3, Voronova 11.29; 4, Allen 11.30; 5, Petya Pendareva BUL 11.38; 6, Jacqueline Poelman NED 11.50; 7, N'deye Binta Dia SEN 11.60; 8, Cleide Amaral BRA 11.68

**Heat 2: (0.2)** 1, Onyali 10.97; 2, Privalova 11.14; 3, Finn 11.21; 4, McDonald 11.33; 5, Sanna Hernesniemi FIN 11.40; 6, Desislava Dimitrova BUL 11.45; 7, Wang Hwei-Chen TPE 11.54; 8, Maguy Nestoret FRA 11.60

**Heat 3: (-0.1)** 1, Ottey 11.19; 2, Paschke 11.27; 3, Davis 11.27; 4, Gainsford 11.29; 5, Miriam Ferrer CUB 11.43; 6, Lucrecia Jardim POR 11.50; 7, Georgette Nkoma CMR 11.63; 8, Michelle Seymour NZL 11.79

**Heat 4: (0.7)** 1, Devers 11.04; 2, Vorster 11.24; 3, Tröger 11.29; 4, Tarnopolskaya 11.30; 5, Olga Bogoslovskaya RUS 11.32; 6, Valérie Jean-Charles FRA 11.39; 7, Beverly Kinch GBR 11.40; 8, Philomina Mensah GHA 11.67

#### Semi-finals (First 4 to final) (Aug 16)

**Heat 1: (-0.3)** 1, Ottey 10.87; 2, Torrence 10.87; 3, Voronova 11.17; 4, Allen 11.19; 5, Pauline Davis BAH 11.21; 6, Elinda Vorster RSA 11.22; 7, Michelle Finn USA 11.25; 8, Zhanna Tarnopolskaya UKR 11.36

**Heat 2: (-0.6)** 1, Devers 11.03; 2, Privalova 11.06; 3, Onyali 11.06; 4, Mitchell 11.26; 5, Melanie Paschke GER 11.28; 6, Sabine Tröger AUT 11.37; 7, Melinda Gainsford AUS 11.53; Beverly McDonald JAM DNF

### Gothenburg 1995

| Final (Aug 7) (0.9) |                    |     |       |       |
|---------------------|--------------------|-----|-------|-------|
| 1,                  | Gwen Torrence      | USA | 10.85 | 0.135 |
| 2,                  | Merlene Ottey      | JAM | 10.94 | 0.145 |
| 3,                  | Irina Privalova    | RUS | 10.96 | 0.233 |
| 4,                  | Carlette Guidry    | USA | 11.07 | 0.193 |
| 5,                  | Zhanna Pintusevich | UKR | 11.07 | 0.127 |
| 6,                  | Melanie Paschke    | GER | 11.10 | 0.141 |
| 7,                  | Mary Onyali        | NGR | 11.15 | 0.128 |
| 8,                  | Juliet Cuthbert    | JAM | 11.44 | 0.143 |



In contrast to the closeness of the Stuttgart final Torrence won by the comfortable margin of 0.09 from Ottey and Privalova. Even so, she was not certain she had won and paused in her celebrations to watch a replay of the race on the stadium scoreboard.

The three medallists were, improbably, drawn in the same semi-final which Torrence won in a world-leading 10.84 from Ottey (10.85) and Privalova (10.90). An unlucky fifth in that race was Greece's Thánou, whose time of 11.09 was the same as the winning time in the other semi.

Ottey's silver gave her a record 11 World Championship medals. Torrence brought her total to seven. "The 100 is every sprinter's dream; it's a glamour event," she said. "Everyone knows who's the world's fastest woman. I've been after that title and I'm glad I got it."

#### First round (First 3 & 8 fastest to second round) (Aug 6)

**Heat 1: (0.5)** 1, Leshchova 11.27; 2, Onyali 11.44; 3, Rakotondrabe 11.51; 4, Benavides 11.52; 5, Andrea Philipp GER 11.66; 6, Stephanie Douglas GBR 11.67; 7, Magdalena Ansue Nguema GEQ 13.62

**Heat 2: (-0.4)** 1, Ottey 11.15; 2, Voronova 11.23; 3, Tombiri 11.42; 4, Pendareva 11.45; 5, Becker 11.54; 6, Marija Ramela Markt CRO 11.87; 7, Sortelina da Silva STP 13.16

**Heat 3: (0.3)** 1, Pintusevich 11.34; 2, Allen 11.35; 3, Joseph 11.52; 4, Jayasinghe 11.55; 5, Simone Jacobs GBR 11.60; 6, Jerneja Perc SLO 11.86; 7, Brianie Massaka CGO 12.67

**Heat 4: (0.4)** 1, Cuthbert 11.26; 2, Samuel 11.42; 3, HERNESNIEMI 11.47; 4, Fynes 11.52; 5, Felipa Palacios COL 11.63; 6, Damayanthi Darsha SRI 11.65; 7, Kate Clarke LBR 13.45; 8, Awa Diarra MTN 13.86

**Heat 5: (0.5)** 1, Torrence 11.11; 2, Thánou 11.27; 3, Opara-Thompson 11.31; 4, Georgieva 11.36; 5, Chandra Sturup BAH 11.59; 6, Georgette Nkoma CMR 11.80; 7, Shabana Akhtar PAK 12.40

**Heat 6: (0.3)** 1, Guidry 11.18; 2, Gainsford 11.32; 3, Brock 11.56; 4, Nora Ivanova BUL 11.57; 5, Katia Santos BRA 11.68; 6, Odile Singa FRA 11.70; 7, Thi Lan Ank Hoang VIE 12.42; Desiree Cocks AIA DNS

**Heat 7: (-0.3)** 1, Paschke 11.15; 2, Thomas 11.34; 3, Combe 11.39; 4, Clarke 11.40; 5, Wang Hueli-Chen TPE 11.84; 6, Thouthphore Phommansan LAO 13.86; Natalie Jones GRN DNS

**Heat 8: (0.4)** 1, Privalova 11.28; 2, Mondie-Milner 11.40; 3, McDonald 11.52; 4, Bangué 11.54; 5, Cleide Amaral BRA 11.57; 6, Judith Boshoff NAM 12.14; Antonia de Jesus ANG DNS

#### Second round (First 4 to semi-finals) (Aug 6)

**Heat 1: (0.4)** 1, Mondie-Milner 11.26; 2, Paschke 11.27; 3, Leshchova 11.33; 4, Gainsford 11.35; 5, Hermin Joseph DMA 11.44; 6, Virgen Benavides CUB 11.49; 7, Mary Tombiri NGR 11.52; 8, Petya Pendareva BUL 11.55

**Heat 2: (1.2)** 1, Torrence 11.10; 2, Pintusevich 11.13; 3, Onyali 11.22; 4, McDonald 11.22; 5, Natalya Voronova RUS 11.35; 6, Zlatka Georgieva BUL 11.37; 7, Gabriele Becker GER 11.54; 8, Delphine Combe FRA 11.68

**Heat 3: (0.7)** 1, Privalova 11.16; 2, Ottey 11.17; 3, Thánou 11.28; 4, Opara-Thompson 11.41; 5, Eldece Clarke BAH 11.49; 6, Heather Samuel ANT 11.51; 7, Susanthika Jayasinghe SRI 11.76; 8, Mirtha Brock COL 11.99

**Heat 4: (0.8)** 1, Guidry 11.03; 2, Cuthbert 11.09; 3, Allen 11.25; 4, HERNESNIEMI 11.31; 5, Paula Thomas GBR 11.33; 6, Savatheda Fynes BAH 11.36; 7, Hanitriina Rakotondrabe MAD 11.46; 8, Frédérique Bangué FRA 11.55

#### Semi-finals (First 4 to final) (Aug 7)

**Heat 1: (1.4)** 1, Torrence 10.84; 2, Ottey 10.85; 3, Privalova 10.90; 4, Pintusevich 11.09; 5, Katerina Thánou GRE 11.09; 6, Liliana Allen CUB 11.24; 7, Christy Opara-Thompson NGR 11.37; 8, Sanna HERNESNIEMI FIN 11.51

**Heat 2: (-0.7)** 1, Guidry 11.09; 2, Paschke 11.13; 3, Cuthbert 11.13; 4, Onyali 11.19; 5, Celena Mondie-Milner USA 11.24; 6, Melinda Gainsford AUS 11.29; 7, Beverly McDonald JAM 11.31; 8, Yekaterina Leshchova RUS 11.34

woman athlete of the 1997, but the story had a sad ending as noted below in the report of the 2001 100m.

Jones had to work hard for victory against a much shorter opponent, Pintusevich. She was away slightly the faster but they were locked together at 50m (6.03) and 60m (6.97); Pintusevich was 1/100th ahead at 70m but they were level again at 80m before Jones moved into a 2/100ths lead to win in a personal best of 10.83. Pintusevich, who set a Ukrainian record of 10.85, at first thought she had won and started a lap of honour, only to sink to her knees when she heard the official result. Two metres behind, Fynes edged Arron for the bronze medal.

For Ottey – fourth in 1983, third in 1987 and 1991, second in 1993 and 1995 – she hoped for progression to first, at the age of 37, did not materialise. She failed to hear the recall gun for a false start and sprinted flat out for over 50m. She walked back very slowly while the others waited at the start but the damage was done and she gave up when in the race proper she realised she couldn't catch the leaders.

#### First round (First 3 & 8 fastest to second round) (Aug 2)

**Heat 1: (0.4)** 1, Arron 11.13; 2, Voronova 11.31; 3, Liu 11.35; 4, Samuel 11.46; 5, Iryna Pukha UKR 11.75; 6, Tamara Shanidze GEO 11.97; 7, Antonia Cadore GRN 12.00

**Heat 2: (-1.5)** 1, Thánou 11.32; 2, Philipp 11.33; 3, Ferguson 11.47; 4, HERNESNIEMI 11.54; 5, Sandra Borrero COL 11.83; 6, Cydonie Mothersill CAY 11.87; 7, N. Rabbaiya INA 12.43; 8, Peoria Koshiba PLW 14.55

**Heat 3: (0.1)** 1, Ottey 11.27; 2, Paschke 11.31; 3, Clarke 11.36; 4, Manuela Levorato ITA 11.57; 5, Johanna Manninen FIN 11.59; 6, Elma Muros-Posadas PHI 12.19; 7, Laure Kuety BEN 12.38

**Heat 4: (0.1)** 1, Pintusevich 11.01; 2, Jardim 11.30; 3, Gaines 11.30; 4, de Moura 11.37; 5, Tsoni 11.48; 6, Marcia Richardson GBR 11.65; 7, Deirdre Caruana MLT 12.73; 8, Eadouwe Appin NRU 14.19

**Heat 5: (0.0)** 1, Fynes 11.18; 2, Ajunwa 11.28; 3, Rakotondrabe 11.33; 4, Hewitt 11.54; 5, Aida Diop SEN 11.61; 6, Giada Gallina ITA 11.64; 7, Shyrome Hughes AIA 13.03

**Heat 6: (0.0)** 1, Li 11.21; 2, Pendareva 11.28; 3, Bangué 11.34; 4, Gainsford-Taylor 11.36; 5, Natalya Ignatova RUS 11.70; 6, Tiresa Paselio SAM 14.36; Hermin Joseph DMA DNS

**Heat 7: (-0.7)** 1, Jones 11.09; 2, McDonald 11.29; 3, Ivanova 11.42; 4, Kravchenko 11.46; 5, Simone Jacobs GBR 11.58; 6, Myriam ManiCMR 11.62

**Heat 8: (0.1)** 1, Miller USA 11.07; 2, Möller GER 11.44; 3, Ojokolo NGR 11.53; 4, Pe 11.54; 5, Delphine Combe FRA 11.55; 6, Aksel Gürçan TUR 11.82; 7, Devi Maya Paneru NEP 12.97

#### Second round (First 3 & 4 fastest to semi-finals) (Aug 2)

**Heat 1: (0.7)** 1, Pintusevich 10.90; 2, Ajunwa 11.14; 3, Thánou 11.19; 4, Gaines 11.19; 5, Gainsford-Taylor 11.20; 6, Sanna HERNESNIEMI FIN 11.38; 7, Esther Möller GER 11.42; 8, Pei Fang CHN 11.50

**Heat 2: (0.4)** 1, Ottey 11.00; 2, Miller 11.23; 3, Philipp 11.26; 4, Ferguson 11.28; 5, Petya Pendareva BUL 11.39; 6, Lucimar de Moura BRA 11.44; 7, Hanitriina Rakotondrabe MAD 11.49; 8, Lauren Hewitt AUS 11.55

**Heat 3: (0.3)** 1, Jones 10.96; 2, Paschke 11.23; 3, Clarke 11.27; 4, Bangué 11.31; 5, Beverly McDonald JAM 11.31; 6, Li Xuemei CHN 11.36; 7, Endurance Ojokolo NGR 11.53; 8, Heather Samuel ANT 11.56

**Heat 4: (-0.3)** 1, Arron 11.04; 2, Fynes 11.16; 3, Voronova 11.17; 4, Nora Ivanova BUL 11.36; 5, Liu Xiaomei CHN 11.37; 6, Lucrécia Jardim POR 11.40; 7, Anzhela Kravchenko UKR 11.43; 8, Maria Tsoni GRE 11.62

#### Semi-finals (First 4 to final) (Aug 3)

**Heat 1: (0.1)** 1, Pintusevich 11.10; 2, Arron 11.13; 3, Paschke 11.34; 4, Gaines 11.35; 5, Natalya Voronova RUS 11.35; 6, Eldece Clarke BAH 11.41; 7, Chioma Ajunwa NGR 11.41; 8, Frédérique Bangué FRA 11.44

**Heat 2: (-0.1)** 1, Jones 10.94; 2, Ottey 11.08; 3, Fynes 11.11; 4, Miller 11.17; 5, Katerina Thánou GRE 11.34; 6, Melinda Gainsford-Taylor AUS 11.35; 7, Debbie Ferguson BAH 11.39; 8, Andrea Philipp GER 11.40

## Athens 1997

### Final (Aug 3) (0.4)

|    |                    |     |       |       |
|----|--------------------|-----|-------|-------|
| 1, | Marion Jones       | USA | 10.83 | 0.160 |
| 2, | Zhanna Pintusevich | UKR | 10.85 | 0.130 |
| 3, | Savatheda Fynes    | BAH | 11.03 | 0.184 |
| 4, | Christine Arron    | FRA | 11.05 | 0.165 |
| 5, | Inger Miller       | USA | 11.18 | 0.117 |
| 6, | Melanie Paschke    | GER | 11.19 | 0.138 |
| 7, | Merlene Ottey      | JAM | 11.29 | 0.139 |
| 8, | Chryste Gaines     | USA | 11.32 | 0.143 |

Reigning champion Torrence declined an invitation to defend and Olympic Champion Devers qualified only for the relay, but the title remained in American hands thanks to Jones. Although hailed as a precocious sprinting sensation since she set world age-15 bests of 11.17 and 22.76 in 1991 this was her senior début in a major international championship. Her success was one of the brightest moments of the Athens World Championships, and she was regarded as the world

## Seville 1999

### Final (Aug 22) (-0.1)

|    |                          |     |       |       |
|----|--------------------------|-----|-------|-------|
| 1, | Marion Jones             | USA | 10.70 | 0.120 |
| 2, | Inger Miller             | USA | 10.79 | 0.129 |
| 3, | Katerina Thánou          | GRE | 10.84 | 0.116 |
| 4, | Zhanna Pintusevich-Block | UKR | 10.95 | 0.135 |
| 5, | Gail Devers              | USA | 10.95 | 0.125 |
| 6, | Christine Arron          | FRA | 10.97 | 0.162 |
| 7, | Chandra Sturup           | BAH | 11.06 | 0.134 |
| 8, | Mercy Nku                | NGR | 11.16 | 0.152 |

The event set new standards for a single meeting with no fewer than nine marks inside 10.87. The quarter-finals saw Thánou and Miller throw off the wraps surprisingly early with personal bests of 10.86, only for defending champion Jones to stamp her authority with a year's best of 10.76. In the first semi-final Miller and Thánou, drawn together,

pulled out all the stops to improve again to 10.81 and 10.82 while Jones was content to win her race in 10.83 ahead of Olympic Champion Devers, whose 10.94 was her best for two years.

Miller returned less than two hours later to notch another lifetime best of 10.79 in the final but Jones was still a metre ahead in 10.70, her best-ever low altitude time. She covered the first 50m in 5.93, the second in 4.77, reaching 60m a metre up in 6.85.

#### First round (First 3 & 11 fastest to second round) (Aug 21)

**Heat 1: (-0.6)** 1, Jones 11.22; 2, Philipp 11.38; 3, Hewitt 11.41; 4, Gevaert 11.48; 5, Christine Bloomfield GBR 11.61; 6, Tan Shieh Li SGP 12.40; 7, Anais Oyembo GAB 12.46

**Heat 2: (-0.4)** 1, Arron 11.10; 2, Privalova 11.45; 3, Taplin 11.45; 4, Hartman 11.49; 5, Aminata Diouf SEN 11.65; 6, Monica Twum GHA 11.70; 7, Jennifer Caraballo PUR 12.43

**Heat 3: (-0.3)** 1, Miller 11.21; 2, Ferguson 11.34; 3, Benth 11.42; 4, Maduaka 11.43; 5, Wagner 11.57; 6, Heather Samuel ANT 11.65; 7, Joanna Houareau SEY 12.14; 8, Ekundayo Williams SLE 13.08

**Heat 4: (-0.2)** 1, Sturup 11.32; 2, Allen 11.39; 3, Jayasinghe 11.42; 4, Manninen 11.52; 5, Peris-Kneebone 11.52; 6, Ekk 11.54; 7, Hanitriinaia Rakotondrabe MAD 11.59

**Heat 5: (-0.7)** 1, Thánou 11.10; 2, Mensah 11.24; 3, Nku 11.38; 4, Safronnikova 11.44; 5, Myriam Mani CMR 11.61; 6, Gabriele Rockmeier GER 11.62; 7, Litiana Miller FIJ 14.23

**Heat 6: (0.4)** 1, Pendareva 11.16; 2, Fynes 11.21; 3, Endurance Ojokolo 11.42; 4, Lucimar de Moura 11.51; 5, Adusei 11.53; 6, Emma Wade BIZ 12.30; 7, Yah Koita MLI 12.48

**Heat 7: (-0.6)** 1, Pintusevich-Block 11.20; 2, Devers 11.32; 3, Ignatova 11.40; 4, Dowdie 11.44; 5, Motoka Arai JPN 11.64; 6, Lyubov Perepelova UZB 11.78; 7, Siulolo Liku TGA 12.78; 8, Lucy Seulialii SAM 15.61

#### Second round (First 4 to semi-finals) (Aug 21)

**Heat 1: (-0.3)** 1, Thánou 10.86; 2, Sturup 11.00; 3, Nku 11.09; 4, Devers 11.10; 5, Katia Benth FRA 11.28; 6, Wendy Hartman RSA 11.46; 7, Oksana Ekk RUS 11.60; 8, Peta-Gaye Dowdie JAM 12.01

**Heat 2: (0.7)** 1, Miller 10.86; 2, Pintusevich-Block 10.94; 3, Philipp 11.06; 4, Allen 11.10; 5, Endurance Ojokolo NGR 11.14; 6, Joice Maduaka GBR 11.28; 7, Nova Peris-Kneebone AUS 11.36; 8, Johanna Manninen FIN 11.45

**Heat 3: (-0.5)** 1, Arron 11.00; 2, Mensah 11.09; 3, Fynes 11.20; 4, Hewitt 11.28; 5, Cheryl Taplin USA 11.33; 6, Natalya Ignatova RUS 11.39; 7, Marion Wagner GER 11.51; 8, Kim Gevaert BEL 11.54

**Heat 4: (0.3)** 1, Jones 10.76; 2, Ferguson 11.06; 3, Safronnikova 11.17; 4, Pendareva 11.19; 5, Lucimar de Moura BRA 11.31; 6, Martha Adusei CAN 11.64; 7, Irina Privalova RUS & Susanthika Jayasinghe SRI DNS

#### Semi-finals (First 4 to final) (Aug 22)

**Heat 1: (0.1)** 1, Miller 10.81; 2, Thánou 10.83; 3, Sturup 11.02; 4, Nku 11.11; 5, Liliana Allen MEX 11.13; 6, Philomina Mensah CAN 11.26; 7, Petya Pendareva BUL 11.28; 8, Natalya Safronnikova BLR 11.33

**Heat 2: (-0.1)** 1, Jones 10.83; 2, Devers 10.94; 3, Pintusevich-Block 10.98; 4, Arron 11.04; 5, Debbie Ferguson BAH 11.12; 6, Savatheda Fynes BAH 11.15; 7, Andrea Philipp GER 11.27; 8, Lauren Hewitt AUS 11.29

## X Edmonton 2001

### Final (Aug 6) (0.3)

|    |                          |     |            |       |
|----|--------------------------|-----|------------|-------|
| 1, | Zhanna Pintusevich-Block | UKR | 10.82      | 0.123 |
| 2, | Katerína Thánou          | GRE | 10.91      | 0.145 |
| 3, | Chandra Sturup           | BAH | 11.02      | 0.154 |
| 4, | Chryste Gaines           | USA | 11.06      | 0.141 |
| 5, | Debbie Ferguson          | BAH | 11.13      | 0.189 |
| 6, | Mercy Nku                | NGR | 11.17      | 0.142 |
|    | Marion Jones             | USA | DQ (r40.9) | 0.146 |
|    |                          |     | (10.85)    |       |
|    | Kelli White              | USA | DQ (r40.9) | 0.151 |
|    |                          |     | (11.15)    |       |

**Rightful finalists:** Endurance Ojokolo NGR & Mary Onyali NGR

It was the most shocking result of the entire Edmonton Championships. Jones was defeated at 100m after a streak of 54 wins over four years. Her conqueror was Pintusevich-Block, the woman who had so nearly defeated Jones to win in 1997.

Jones appeared to be set for another victory after breaking 11 seconds in the first two rounds. In her semi-final, she was drawn to the left of Pintusevich-Block, who got the better start and refused to let Jones past. Even though this was not the final, the loss was significant as Jones had made a habit of winning all of her races. Seeing her behind the opposition for once was an unusual sight.

In the final, the two were drawn together again. The Ukrainian again got the best start and held off Jones, who had previously won 42 successive finals in the event. Thánou repeated her 1999 bronze.

“There is only one way to beat Marion,” said the ecstatic winner, “and that is not to make any mistakes.”

In October 2007, Jones confessed to doping violations dating back to just before the 2000 Olympic Games. All her performances from September 1, 2000 were annulled by the IOC and/or the IAAF. These included three Olympic golds from Sydney 2000. Worse, she was imprisoned for six months in 2008 for having lied to US Federal Agents investigating the Californian Bay Area Laboratory Co-Operative (Balco) steroid affair. In 2012, Block was also confirmed as a doping offender, but only for a period which began after the Edmonton World Championships.

#### First round (First 3 & 8 fastest to second round) (Aug 5)

**Heat 1: (0.9)** 1, Safronnikova 11.44; 2, Ignatova 11.45; 3, Mayers 11.52; 4, Vida Nsiah GHA 11.56; 5, Hermahayu INA 12.51; 6, Detsalena Ollson NRU 14.04; White DQ (r40.9) (11.36)

**Heat 2: (0.1)** 1, Sturup 11.26; 2, Bangué 11.41; 3, Williams 11.41; 4, Patsou 11.53; 5, Louise Ayétotché CIV 11.53; 6, Shamha Ahmed MDV 12.27; 7, Aseel Danan JOR 12.77

**Heat 3: (-0.5)** 1, Pintusevich-Block 11.14; 2, Rockmeier 11.38; 3, Onyali 11.39; 4, Richardson 11.52; 5, Peta-Gaye Barrett JAM 11.88; 6, Montserrat Pujol AND 13.38; 7, Twinsanne Sam FSM 13.87

**Heat 4: (-1.3)** 1, Mani 11.37; 2, Levorato 11.46; 3, Manninen 11.49; 4, Paschke 11.51; 5, Dikeledi Moropane RSA 11.63; 6, Peoria Koshiha PLW 13.50; 7, Priscilla Walenenea SOL 14.43

**Heat 5: (-0.6)** 1, Thánou 11.12; 2, Walker 11.36; 3, Kislova 11.39; 4, Lyubov Perepelova UZB 11.65; 5, Lerma Bulaitan PHI 11.87; 6, Shyrone Hughes ANG 12.99; 7, Joanne Hallen SAM 13.40

**Heat 6: (-0.2)** 1, Ojokolu 11.13; 2, Bikar 11.31; 3, Wagner 11.43; 4, Shani Anderson GBR 11.54; 5, Marie-Jeanne Jerusalem PYF 13.31; 6, Ellysa William COK 13.37; Jones DQ (r40.9) (10.93)

**Heat 7: (0.6)** 1, Gevaert 11.35; 2, Gaines 11.36; 3, Adusei 11.41; 4, Benth 11.47; 5, Allen 11.49; 6, Choi Lok Lai MAC 12.74; 7, Mari Paz Mosanga Montanga GEQ 13.04

**Heat 8: (-0.2)** 1, Nku 11.27; 2, Ferguson 11.39; 3, Oyepitan 11.45; 4, Viktoria Kovryyova KAZ 11.86; 5, Valma Bass SKN 11.89; 6, Kadiatou Camara MLI 11.89; 7, Anna Poughila TGA 13.57; Clarke DQ (r40.1) (11.48)

#### Second round (First 3 & 4 fastest to semi-finals) (Aug 5)

**Heat 1: (0.0)** 1, Ojokolu 11.13; 2, Mani 11.15; 3, Levorato 11.29; 4, Manninen 11.33; 5, Alenka Bikar SLO 11.34; 6, Marion Wagner GER 11.43; 7, Efrosini Patsou GRE 11.65; Jones DQ (r40.9) (10.97)

**Heat 2: (-3.4)** 1, Pintusevich-Block 11.16; 2, Gaines 11.31; 3, Ferguson 11.35; 4, Kim Gevaert BEL 11.56; 5, Mariya Kislova RUS 11.58; 6, Melanie Paschke GER 11.60; 7, Abiodun Oyepitan GBR 11.61; Venolyn Clarke CAN DQ (r40.1) (11.68)

**Heat 3: (0.8)** 1, Sturup 11.08; 2, Nku 11.14; 3, Williams 11.24; 4, Mayers 11.31; 5, Rockmeier 11.33; 6, Frédérique Bangué FRA 11.35; =7, Martha Adusei CAN & Liliana Allen MEX 11.43

**Heat 4: (-1.3)** 1, Thánou 10.97; 2, Onyali 11.29; 3, Astia Walker JAM 11.39; 4, Natalya Safronnikova BLR 11.40; 5, Natalya Ignatova RUS 11.46; 6, Katia Benth FRA 11.54; 7, Marcia Richardson GBR 11.59; White DQ (r40.9) (11.11)

#### Semi-finals (First 4 to final) (Aug 6)

**Heat 1: (-2.3)** 1, Pintusevich-Block 10.94; 2, Ferguson 11.10; 3, Gaines 11.12; 4, Endurance Ojokolo NGR 11.20; 5, Myriam Mani CMR 11.26; 6, Gabi Rockmeier GER 11.48; 7, Manuela Levorato ITA 11.50; Jones DQ (r40.9) (10.95)

**Heat 2: (0.3)** 1, Thánou 11.05; 2, Sturup 11.17; 3, Nku 11.27; 4, Mary Onyali NGR 11.29; 5, Angela Williams USA 11.31; 6, Natasha Mayers VIN 11.35; 7, Johanna Manninen FIN 11.46; White DQ (r40.9) (11.19)

## X Paris 2003

### Final (Aug 24) (0.9)

|    |                 |     |            |       |
|----|-----------------|-----|------------|-------|
| 1, | Torri Edwards   | USA | 10.93      | 0.133 |
| 2, | Chandra Sturup  | BAH | 11.02      | 0.136 |
| 3, | Katerína Thánou | GRE | 11.03      | 0.219 |
| 4, | Christine Arron | FRA | 11.06      | 0.182 |
| 5, | Aleen Bailey    | JAM | 11.07      | 0.205 |
| 6, | Gail Devers     | USA | 11.11      | 0.150 |
|    | Kelli White     | USA | DQ (r40.1) | 0.184 |
|    |                 |     | (10.85)    |       |
|    | Zhanna Block    | UKR | DQ (r40.9) | 0.160 |
|    |                 |     | (10.99)    |       |

**Rightful finalists:** Marina Kislova RUS & Merlene Ottey SLO

Four of the Edmonton finalists reached that stage again, though not Marion Jones who had just given birth. The defending champion, now known as Zhanna Block, was not quite at her best because of a back injury. White had emerged as the favourite after recent wins in London (10.93) and Berlin (10.84w). In the final it was another American, Edwards, who was quickest away from lane 1. She led for the first half of the race before White powered through to win in 10.85, while Block also finished strongly for the bronze.

Six days later, and after also claiming the gold at 200m, it was confirmed that White had tested positive in Paris for the stimulant monodifil, which, though not on the list of banned drugs, was regarded by the IAAF as "related" to an illegal substance. White claimed she had taken the drug provigil (containing monodifil) because she had been diagnosed as suffering from narcolepsy, a rare condition characterised by sudden episodes of deep sleep. However, she had not declared the drug on doping control forms. Pending hearings by the IAAF and the United States Anti-Doping Agency, White was allowed to compete in post-Paris meetings and placed third in the yearly world athlete standings after Hestrie Cloete and Carolina Klüft.

In May 2004, White admitted having taken anabolic steroids and erythropoietin (EPO) over a three-year period. She was suspended for two years and all her results from December 15, 2000 – including those from Edmonton and Paris – were annulled. After nine months, Edwards was declared the rightful World Champion.

The list of doping offenders continued in 2012 when Block was found guilty of "Taking advantage of, use or attempted use of a prohibited substance or a prohibited technique." Like Jones, she was identified as a customer of the Californian Bay Area Laboratory Co-Operative (Balco). As well as a two-year suspension, all of Ukrainian's results from November 30, 2001 were annulled. So she kept her Edmonton gold but lost her Paris silver.

#### First round (First 3 & 8 fastest to second round) (Aug 23)

**Heat 1: (0.1)** 1, Sturupp 11.08; 2, Perepelova 11.30; 3, Anim 11.35; 4, Nku 11.52; 5, Camara 11.70; 6, Olympia Zacharias NRU 14.07; 7, Joanne Hallen SAM 14.33

**Heat 2: (0.3)** 1, Edwards 11.13; 2, Pillay 11.40; 3, Ojokolo 11.50; 4, Dube 11.71; 5, Shamshunnahar Chumki BAN 12.27; 6, Yahanatou Ibrahim NIG 12.97; 7, Temreta Martin KIR 14.42

**Heat 3: (-0.2)** 1, Ottey 11.26; 2, Gevaert 11.30; 3, Fynes 11.49; 4, Grace-Ann Dinkins LBR 11.90; 5, Irma Navarette NCA 12.93; 6, Lima Azimi AFG 18.37; White DQ (r40.1) (11.26)

**Heat 4: (-0.1)** 1, Jayasinghe 11.20; 2, Onyali 11.50; 3, Lerma Gabito PHI 11.99; 4, Mariam Inashvili GEO 12.64; 5, Svetlana Pessova TKM 13.05; 6, Tricia Flores BIZ 13.89; Liliana Allen MEX DNS. Block DQ (r40.9) (11.13)

**Heat 5: (0.3)** 1, Kislova 11.26; 2, Maduaka 11.31; 3, Eggerth 11.44; 4, Mayers 11.81; 5, Nadesca Sprockel AHO 12.61; 6, Jenny Keni SOL 12.64; 7, Marie-Jeanne Binga GAB 12.88; 8, Vladislava Ovcharenko TJK 13.34

**Heat 6: (0.1)** 1, Thánou 11.09; 2, Tabakova 11.24; 3, Pastushenko 11.30; 4, Ferguson 11.32; 5, Heather Samuel ANT 12.24; 6, Ngerak Florencio PLW 12.85; 7, Liovalia Lopes GBS 13.43

**Heat 7: (-0.2)** 1, Arron 11.15; 2, Devers 11.17; 3, Kitson 11.70; 4, Sanganoko 11.79; 5, Saira Fazal PAK 12.75; 6, Riwa Tiha JOR 13.00; 7, Aminata Kamissoko MTN 13.70

**Heat 8: (0.7)** 1, Bailey 11.23; 2, Mayr-Krifka 11.31; 3, Khubbieva 11.35; 4, Benavides 11.41; 5, Wan Kin Yee HKG 12.27; 6, Mari Paz Mosanga Motanga GEQ 12.73; 7, Chandra Kala Thapa NEP 13.02; 8, Susan Tama VAN 13.45

#### Second round (First 4 to semi-finals) (Aug 23)

**Heat 1: (0.0)** 1, Sturupp 10.98; 2, Devers 11.16; 3, Gevaert 11.23; 4, Kislova 11.26; 5, Virgen Benavides CUB 11.40; 6, Geraldine Pillay RSA 11.47; 7, Judith Kitson JAM 11.61; Natasha Mayers VIN DNS

**Heat 2: (-0.1)** 1, Arron 11.08; 2, Ottey 11.31; 3, Perepelova 11.35; 4, Agné Eggerth LTU 11.36; 5, Endurance Ojokolo NGR 11.55; 6, Winneth Dube ZIM 11.69; 7, Kadiatou Camara MLI 11.73. 1, Block DQ (r40.9) (11.08)

**Heat 3: (0.2)** 1, Thánou 11.11; 2, Ferguson 11.26; 3, Onyali 11.31; 4, Karin Mayr-Krifka AUT 11.34; 5, Yelena Pastushenko UKR 11.36; Susanthika Jayasinghe SRI DNF; White DQ (r40.1) (10.96); Makarijda Sanganoko CIV DNS

**Heat 4: (0.0)** 1, Edwards 11.08; 2, Bailey 11.16; 3, Tabakova 11.25; 4, Maduaka 11.29; 5, Vida Anim GHA 11.29; 6, Savatheda Fynes BAH 11.36; 7, Mercy Nku NGR 11.37; 8, Guzel Khubbieva UZB 11.42

#### Semi-finals (First 4 to final) (Aug 24)

**Heat 1: (0.8)** 1, Arron 11.01; 2, Bailey 11.15; 3, Marina Kislova RUS 11.15; 4, Merlene Ottey SLO 11.26; 5, Kim Gevaert BEL 11.32. Lyubov Perepelova UZB DNS. White DQ (r40.1) (10.96); Block DQ (r40.9) (11.02)

**Heat 2: (-0.4)** 1, Sturupp 11.06; 2, Thánou 11.08; 3, Edwards 11.11; 4, Devers 11.12; 5, Debbie Ferguson BAH 11.27; 6, Mary Onyali NGR 11.35; 7, Yuliya Tabakova RUS 11.36; 8, Joice Maduaka GBR 11.40

### Helsinki 2005

#### Final (Aug 8) (1.3)

|    |                   |     |       |       |
|----|-------------------|-----|-------|-------|
| 1, | Lauryn Williams   | USA | 10.93 | 0.146 |
| 2, | Veronica Campbell | JAM | 10.95 | 0.139 |
| 3, | Christine Arron   | FRA | 10.98 | 0.165 |
| 4, | Chandra Sturupp   | BAH | 11.09 | 0.113 |
| 5, | MeLisa Barber     | USA | 11.09 | 0.120 |

|    |                   |     |       |       |
|----|-------------------|-----|-------|-------|
| 6, | Sherone Simpson   | JAM | 11.09 | 0.132 |
| 7, | Muna Lee          | USA | 11.09 | 0.153 |
| 8, | Yuliya Nesterenko | BLR | 11.13 | 0.144 |

Campbell, unbeaten at 100m in 2005 prior to Helsinki, was the favourite, together with Arron and Sturupp, who had each lost once. All won their first two races with Arron fastest of the day with 11.03 in her quarter-final. The semi-finals featured Arron at her best in the first race, as she effortlessly passed Campbell with 20m to go to clock 10.96. Williams showed surprising strength in the other race, holding off Sturupp and Nesterenko in 11.03.

Sturupp and Barber reacted quickest in the rainsoaked final, but Sturupp was much tidier in her pick-up, and led the field for 60m. Williams had got a good start, and was in second from 10m on. Showing great power she drove away from the field, with Arron in second place at 75m but trying too hard and tightening up. Campbell edged past Arron in the last 10m as Sturupp faded, but the Jamaican was never going to catch the diminutive (1.57/57Kg) Williams, who nevertheless did not know she had won until watching the scoreboard replay.

#### First round (First 3 & 8 fastest to second round) (Aug 7)

**Heat 1: (-0.1)** 1, Karastamati 11.40; 2, Kruglova 11.50; 3, Eloundou 11.59; 4, Nku 11.61; 5, Diane Borg MLT 12.61; 6, Dolores Dogba PYF 13.44

**Heat 2: (-0.4)** 1, Arron 11.15; 2, Nesterenko 11.21; 3, Harrigan 11.55; 4, Yah Koita MLI 12.06; 5, Pauline Kwalea SOL 13.43; 6, Tit Linda Sou CAM 13.45. Block DQ (r40.9) (11.39)

**Heat 3: (-0.1)** 1, Simpson 11.33; 2, Lee 11.40; 3, Levorato 11.46; 4, Atangana 11.59; 5, Gloria Diogo STP 12.09; 6, Basma Al-Eshosh JOR 12.37; 7, Ngerak Florencio PLW 12.64

**Heat 4: (-0.1)** 1, Sturupp 11.15; 2, de Moura 11.40; 3, Bolikova 11.41; 4, Hannula 11.55; 5, Bikar 11.68; 6, Kaitinano Mwemweata KIR 13.80; 7, Severina Chilala ANG 14.21

**Heat 5: (-1.6)** 1, Fyodorova 11.36; 2, Williams 11.38; 3, Anim 11.50; 4, Félix 11.54; 5, Deyisie Sumigar INA 11.88; 6, Desiree Craggette GUM 12.80; 7, Marie-Victoire Mboh CAF 13.25

**Heat 6: (-1.2)** 1, Campbell 11.30; 2, Ojokolo 11.40; 3, Baptiste 11.48; 4, Jones 11.63; 5, Im Wa Cheong MAC 13.04; 6, Evangeleen Ikelap FSM 13.51

**Heat 7: (-1.3)** 1, Bailey 11.52; 2, Pillay 11.60; 3, Affoué 11.65; 4, Ania 11.69; 5, Curlee Gumbs AIA 12.87; 6, Valentina Nazarova TKM 12.87; 7, Montserrat Pujol AND 13.01; 8, Christina Maltepe VAN 13.65

**Heat 8: (-1.0)** 1, Barber 11.32; 2, Gevaert 11.36; 3, Olupona 11.61; 4, Melisa Murillo COL 11.71; 5, Tricia Flores BIZ 12.59; 6, Olga Gerasimova TJK 12.95; 7, Rosa-Mystique Jone NRU 13.16

#### Second round (First 3 & 4 fastest to semi-finals) (Aug 7)

**Heat 1: (-1.2)** 1, Campbell 11.17; 2, Williams 11.22; 3, Fyodorova 11.37; 4, Geraldine Pillay RSA 11.48; 5, Heidi Hannula FIN 11.52; 6, Manuela Levorato ITA 11.54; 7, Sylvie Mballa Eloundou CMR 11.55; 8, Mercy Nku NGR 11.57

**Heat 2: (-0.8)** 1, Arron 11.03; 2, Nesterenko 11.18; 3, Bailey 11.29; 4, Tahesia Harrigan IVB 11.47; 5, Larisa Kruglova RUS 11.56; 6, Amandine Allou Affoué CIV 11.57; 7, Emma Ania GBR 11.57. Block DQ (r40.9) (11.27)

**Heat 3: (-0.1)** 1, Sturupp 11.10; 2, Lee 11.22; 3, Gevaert 11.25; 4, Bolikova 11.27; 5, Karastamati 11.29; 6, Sylviane Félix FRA 11.51; 7, Toyin Olupona CAN 11.57; 8, Alena Bikar SLO 11.69

**Heat 4: (-0.1)** 1, Simpson 11.12; 2, Barber 11.15; 3, de Moura 11.28; 4, Ojokolo 11.33; 5, Vida Anim GHA 11.41; 6, Kelliann Baptiste TTO 11.42; 7, Laverne Jones ISV 11.51; 8, Delphine Bertille Atangana CMR 11.52

#### Semi-finals (First 4 to final) (Aug 8)

**Heat 1: (0.4)** 1, Arron 10.96; 2, Campbell 11.00; 3, Barber 11.08; 4, Lee 11.10; 5, Aleen Bailey JAM 11.23; 6, Olga Fyodorova RUS 11.27; 7, Kim Gevaert BEL 11.30; 8, Endurance Ojokolo NGR 11.60

**Heat 2: (1.3)** 1, Williams 11.03; 2, Sturupp 11.09; 3, Nesterenko 11.10; 4, Simpson 11.15; 5, Maria Karastamati GRE 11.20; 6, Lucimar de Moura BRA 11.27; 7, Mariya Bolikova RUS 11.31. Zhanna Block UKR DQ (r40.9) (11.18)

### Osaka 2007

#### Final (Aug 27) (-0.2)

|    |                   |     |       | <u>To 1000th</u> |
|----|-------------------|-----|-------|------------------|
| 1, | Veronica Campbell | JAM | 11.01 | 0.167 (11.006)   |
| 2, | Lauryn Williams   | USA | 11.01 | 0.145 (11.008)   |
| 3, | Carmelita Jeter   | USA | 11.02 | 0.189            |
| 4, | Torri Edwards     | USA | 11.05 | 0.141            |
| 5, | Kim Gevaert       | BEL | 11.05 | 0.143            |
| 6, | Christine Arron   | FRA | 11.08 | 0.164            |
| 7, | Kerron Stewart    | JAM | 11.12 | 0.177            |
| 8, | Damola Osayomi    | NGR | 11.26 | 0.175            |

Campbell and Edwards had won their respective national titles, had seasonal bests of 10.89 and 10.90 respectively, and were co-favourites



for the top spot. Jeter ran the fastest time of the day (11.07) in the first heat, with Ottey eliminated in her eighth appearance over a record span of 24 years at the World Championships. At 47 years 108 days, she became the oldest ever runner to compete at a World Championship and contested a record 59th race. Campbell and Edwards were the fastest in the second round and the next day were winners of the semi-finals.

In the final Gevaert took an early lead, with Williams and Edwards just behind. At halfway Williams had just edged ahead, but there was only 0.03 covering the top six at halfway. Campbell then powered to the front, leading by 30cm at the 70m mark. Williams closed sharply at the end of the race (as did Jeter), and it was virtually impossible to tell who had won. After a suspenseful wait – during which both Campbell and Williams were shown as first on the scoreboard – Campbell got the decision 11.006 to 11.008. Only the 1993 race was closer with 0.001 the winning margin. Behind them Jeter, who had a best of 11.48 before 2007, finished just 0.01 behind for the bronze medal, while Edwards made it a 2-3-4 for the USA. The first two reversed their positions from 2005.

#### First round (First 3 & 8 fastest to second round) (Aug 27)

**Heat 1: (1.3)** 1, Jeter 11.07; 2, Gevaert 11.09; 3, Jayasinghe 11.13; 4, Merlene Ottey SLO 11.64; 5, Inna Efimova BUL 11.66; 6, Nataliya Pohrebnyak UKR 11.71; 7, Fatou Tiyana GAM 12.44; 8, Jenny Keni SOL 13.31

**Heat 2: (-0.8)** 1, Campbell 11.33; 2, Turner 11.46; 3, de Moura 11.49; 4, Mae Koime PNG 11.64; 5, Anastasiya Vinogradova KAZ 11.74; 6, Marestella Torres PHI 12.44; 7, Yvonne Bennett NMI 13.16; 8, Shokhida Ziyayeva TJK 13.16; 9, Aleksandra Vojneska MKD 13.24

**Heat 3: (1.7)** 1, McLellan 11.14; 2, Naimova 11.15; 3, Harrigan 11.26; 4, Affoué 11.27; 5, Sailer 11.33; 6, Valentina Nazarova TKM 12.02; 7, Charlene Attard MLT 12.06; 8, Selloane Tsoaeli LES 13.29; 9, Sry Hang CAM 13.55

**Heat 4: (-0.7)** 1, Arron 11.27; 2, McKenzie 11.36; 3, Lalova 11.47; 4, Khabarova 11.49; 5, Mkenku 11.50; 6, Momoko Takahashi JPN 11.98; 7, Barbara Rustignoli SMR 13.33; 8, Maria Ikelap FSM 13.93

**Heat 5: (0.2)** 1, Sturup 11.32; 2, Stewart 11.35; 3, Springer 11.50; 4, Guzel Khubbiyeva UZB 11.59; 5, Carima Louami FRA 11.59; 6, Gloria Diogo STP 12.21; 7, Sze-Min Choo SGP 12.29; 8, Loi leong MAC 12.76; 9, Fathia Ali Bouraleh DJI 14.14

**Heat 6: (0.3)** 1, Lewis 11.16; 2, Brooks 11.29; 3, Douglas 11.39; 4, Korczyńska 11.41; 5, Grigorieva 11.44; 6, Kin Yee Wan HKG 12.12; 7, Elis Lapenmal VAN 13.10; 8, Lilly Pine KIR 13.86; 9, Waseelah Fadhil Saad YEM 14.31

**Heat 7: (-0.9)** 1, Polyakova 11.30; 2, Williams 11.41; 3, Manninen 11.52; 4, Paulette Zang-Milama GAB 11.53; 5, Myriam Léonie Mani CMR 11.55; 6, Timicka Clarke BAH 11.59; 7, Florence Dembert CHA 13.01; 8, Fatima Mohammadi AFG 16.17

**Heat 8: (0.8)** 1, Edwards 11.14; 2, Osayomi 11.15; 3, Anim 11.22; 4, Kwakye 11.26; 5, Fletcher 11.28; 6, Milena Milašević MNE 12.24; 7, Rosa Mystique Jones NRU 12.69; 8, Felicia Saburo PLW 13.40; 9, Bounkou Camara MTN 13.93

#### Second round (First 4 to semi-finals) (Aug 26)

**Heat 1: (-0.2)** 1, Edwards 11.13; 2, Stewart 11.20; 3, Osayomi 11.21; 4, Polyakova 11.24; 5, Sherry Fletcher GRN 11.32; 6, Tahesia Harrigan IVB 11.33; 7, Lucimar de Moura BRA 11.61; Nombulelo Mkenku RSA DNS

**Heat 2: (-0.2)** 1, Campbell 11.08; 2, Gevaert 11.15; 3, Jeter 11.17; 4, Turner 11.32; 5, Irina Khabarova RUS 11.38; 6, Amandine Allou Affoué CIV 11.57; Susanthika Jayasinghe SRI DQ (r162.7); Johanna Manninen FIN DQ (r162.7)

**Heat 3: (-0.3)** 1, Arron 11.17; 2, Brooks 11.23; 3, Lewis 11.25; 4, Ferguson McKenzie 11.29; 5, Ivet Lalova BUL 11.33; 6, Montell Douglas GBR 11.43; 7, Verena Sailer GER 11.43; 8, Daria Korczyńska POL 11.44

**Heat 4: (0.6)** 1, Sturup 11.15; 2, Williams 11.16; 3, Naimova 11.21; 4, McLellan 11.31; 5, Vida Anim GHA 11.36; 6, Jeanette Kwakye GBR 11.40; 7, Yekaterina Grigorieva RUS 11.49; 8, Sasha Springer-Jones TTO 11.56

#### Semi-finals (First 4 to final) (Aug 27)

**Heat 1: (-0.3)** 1, Edwards 11.02; 2, Williams 11.09; 3, Stewart 11.12; 4, Osayomi 11.18; 5, Tezdzhani Naimova BUL 11.18; 6, Chandra Sturup BAH 11.22; 7, Laura Turner GBR 11.32; 8, Sally McLellan AUS 11.32

**Heat 2: (-0.1)** 1, Campbell 10.99; 2, Arron 11.04; 3, Gevaert 11.06; 4, Jeter 11.08; 5, Mechelle Lewis USA 11.16; 6, Yevgeniya Polyakova RUS 11.16; 7, Sheri-Ann Brooks JAM 11.21; 8, Debbie Ferguson McKenzie BAH 11.25

Jeter, Stewart and Campbell-Brown all cracked 11 seconds in the first two rounds, then Olympic Champion Fraser showed her form in the semi-final with a 10.79 into a headwind. Jeter ran a lifetime best of 10.83 to win the other semi.

All four Jamaicans qualified for the final, where Fraser had markedly the best start and was almost a metre up after just 20m. That is where the race was won. By 60m (6.88) she was 0.08 ahead of Stewart, with Jeter third (7.01), and Campbell-Brown just ahead of Sturup a half metre behind. Stewart then began to close, and was 0.05 behind at 80m (8.77 to 8.82). The taller Jamaican continued to close and a perfectly-timed twisting dip almost brought her victory as she veered into Fraser's lane (3) on her immediate left. The winning time of 10.73 was a Jamaican record and Stewart too ran her fastest ever time. Jeter repeated her Osaka bronze. Sturup, aged 37, ran the fastest time ever for seventh place – 11.05 – beating the 11.06 she ran in the corresponding race 10 years earlier!

#### First round (First 3 & 5 fastest to second round) (Aug 16)

**Heat 1: (0.1)** 1, de Moura 11.41; 2, Fraser 11.41; 3, Wagner 11.49; 4, Hinestroza 11.61; 5, Paulette/Ruddy Zang Milama GAB 11.74; 6, Balpreet Kaur Purba SGP 12.30

**Heat 2: (-0.3)** 1, Stewart 11.31; 2, Anim 11.38; 3, Lalova 11.48; 4, Fukushima 11.52; 5, Feta Ahamada COM 11.80; 6, Fatou Tiyana GAM 12.22; 7, Dana Abdulrazak IRQ 12.38

**Heat 3: (-0.1)** 1, Jeter 11.22; 2, Hodge 11.47; 3, Carol Rodríguez PUR 11.64; 4, Halimat Ismaila NGR 11.74; 5, Yah Koïta MLI 12.16; 6, Rosa Mystique Jone NRU 13.42; Al-Gasara DQ (r40.9) (11.49)

**Heat 4: (0.0)** 1, Ferguson-McKenzie 11.26; 2, Sailer 11.29; 3, Osayomi 11.49; 4, Tavares 11.64; 5, Ivana Rozman MKD 12.60; 6, Sorai Bella Reklai PLW 13.75; 7, Robina Muqim Yaar AFG 14.24

**Heat 5: (-0.7)** 1, Bailey 11.29; 2, Polyakova 11.41; 3, Soumaré 11.45; 4, Hutchinson 11.54; 5, Ani Khachikyan ARM 12.30; 6, Alice Khan SEY 12.64; 7, Mariama Bah GUI 13.33

**Heat 6: (-0.6)** 1, Campbell-Brown 11.34; 2, Okparaabo 11.35; 3, Hackett 11.36; 4, Ferguson 11.57; 5, Gloria Diogo STP 11.78; 6, Philaylack Sackpraseuth LAO 13.42; 7, Asenate Manoa TUV 13.75

**Heat 7: (-0.5)** 1, Williams 11.36; 2, Harrigan 11.39; 3, Pohrebnyak 11.54; 4, Momoko Takahashi JPN 11.75; 5, Martina Pretelli SMR 12.65; 6, Terani Faremiro PYF 12.96; 7, Tioiti Katutu KIR 14.38

**Heat 8: (1.1)** 1, Sturup 11.28; 2, Geflikh 11.47; 3, Khubbiyeva 11.63; 4, Serafi Anelies Unani INA 12.05; 5, Elis Lapenmal VAN 13.11; 6, Savannah Sanitoa ASA 14.23

**Heat 9: (-0.5)** 1, Baptiste 11.42; 2, Lee 11.44; 3, Artymata 11.47; 4, Courtney Patterson ISV 11.88; 5, Pia Tajnikar SLO 11.88; 6, Pauline Kwalea SOL 13.67; 7, Beatriz Mangué GEQ 14.03

#### Second round (First 3 & 4 fastest to semi-finals) (Aug 16)

**Heat 1: (-0.3)** 1, Stewart 10.92; 2, Sturup 11.06; 3, Hackett 11.37; 4, Guzel Khubbiyeva UZB 11.43; 5, Ezinne Okparaabo NOR 11.44; 6, Yevgeniya Polyakova RUS 11.52; 7, Ivet Lalova BUL 11.54; 8, Yomara Hinestroza COL 11.76

**Heat 2: (0.8)** 1, Williams 11.06; 2, Bailey 11.12; 3, Harrigan 11.21; 4, Anim 11.34; 5, Artymata 11.37; 6, Hutchinson 11.40; 7, Chisato Fukushima JPN 11.43; 8, Myriam Soumaré FRA 11.45

**Heat 3: (0.1)** 1, Campbell-Brown 10.99; 2, Ferguson-McKenzie 11.08; 3, Lee 11.13; 4, Sailer 11.26; 5, Anna Geflikh RUS 11.46; 6, Nataliya Pohrebnyak UKR 11.49; 7, Sônia Tavares POR 11.55; Rakia Al-Gasara BRN DQ (r40.9) (11.51)

**Heat 4: (-0.4)** 1, Jeter 10.94; 2, Fraser 11.02; 3, Baptiste 11.05; 4, Lucimar de Moura BRA 11.44; 5, Virgil Hodge SKN 11.51; 6, Damola Osayomi NGR 11.55; 7, Sheniqua Ferguson BAH 11.59; 8, Marion Wagner GER 11.64

#### Semi-finals (First 4 to final) (Aug 17)

**Heat 1: (-0.1)** 1, Fraser 10.79; 2, Stewart 10.84; 3, Williams 11.01; 4, Ferguson-McKenzie 11.03; 5, Kelly-Ann Baptiste TTO 11.07; 6, Verena Sailer GER 11.24; 7, Tahesia Harrigan IVB 11.34; 8, Ayanna Hutchinson TTO 11.58

**Heat 2: (-0.1)** 1, Jeter 10.83; 2, Campbell-Brown 11.00; 3, Sturup 11.01; 4, Bailey 11.16; 5, Muna Lee USA 11.18; 6, Vida Anim GHA 11.43; 7, Semoy Hackett TTO 11.45; 8, Eleni Artymata CYP 11.49

## Daegu 2011

#### Final (Aug 29) (-1.4)

|    |                         |     |       |       |
|----|-------------------------|-----|-------|-------|
| 1, | Carmelita Jeter         | USA | 10.90 | 0.167 |
| 2, | Veronica Campbell-Brown | JAM | 10.97 | 0.234 |
| 3, | Kelly-Ann Baptiste      | TTO | 10.98 | 0.151 |
| 4, | Shelly-Ann Fraser-Pryce | JAM | 10.99 | 0.194 |
| 5, | Blessing Okagbare       | NGR | 11.12 | 0.147 |
| 6, | Kerron Stewart          | JAM | 11.15 | 0.212 |
| 7, | Ivet Lalova             | BUL | 11.27 | 0.156 |
| 8, | Marshevet Hooker        | USA | 11.33 | 0.164 |

Pre-Daegu form in 2011 indicated a big four, Jeter, Campbell-Brown, Baptiste and the defending champion who was now known as Fraser-Pryce.

## Berlin 2009

#### Final (Aug 17) (0.1)

|    |                          |     |       |       |
|----|--------------------------|-----|-------|-------|
| 1, | Shelly-Ann Fraser        | JAM | 10.73 | 0.146 |
| 2, | Kerron Stewart           | JAM | 10.75 | 0.170 |
| 3, | Carmelita Jeter          | USA | 10.90 | 0.160 |
| 4, | Veronica Campbell-Brown  | JAM | 10.95 | 0.135 |
| 5, | Lauryn Williams          | USA | 11.01 | 0.158 |
| 6, | Debbie Ferguson-McKenzie | BAH | 11.05 | 0.130 |
| 7, | Chandra Sturup           | BAH | 11.05 | 0.137 |
| 8, | Aleen Bailey             | JAM | 11.16 | 0.173 |

It was Fraser-Pryce who took an early lead in the final, with Jeter just behind her. At the biomechanical checkpoint of 64m, Jeter and Fraser-Pryce were level at 7.35 from Baptiste (7.39) with Campbell-Brown – isolated in lane eight – in fourth (7.42). Jeter went clear in the last 20m, as Fraser-Pryce faded, while Campbell-Brown finished like the 200m virtuoso that she is, catching Baptiste just before the line. For Jeter it was her first major outdoor title after bronzes in Osaka and Berlin. According to the Korean Society for Sports Biomechanics, she took 50.5 steps in the race, the highest total of all the finalists.

There was a preliminary round of five heats for unqualified athletes on the first morning of the championships before the three main rounds of the competition.

#### Preliminary round (First 3 & 4 fastest to "First" round) (Aug 27)

**Heat 1: (-0.1)** 1, Martínez 12.14; 2, Loutoy 12.29 (12.286); 3, Detenamo 12.63; 4, Shinelle Proctor AIA 12.89; 5, Chandra Kala Thapa NEP 13.17; 6, Boudsadee Vongdala LAO 13.56; 7, Kabotaake Romeri KIR 13.71; Youlia Camara GUI DQ (r162.7)

**Heat 2: (-0.5)** 1, Atangana 11.57; 2, Ahamada 12.27; 3, Borg 12.29 (12.289); 4, Diogo 12.52; 5, Danté 12.62; 6, Maysa Rejepova TKM 13.43; 7, Mihter Wendolin FSM 14.69

**Heat 3: (1.8)** 1, Kutu-Akoi 11.62; 2, Ovcharenko 12.26; 3, Taea 12.44; 4, Cobb 12.64; 5, Nafissa Souleymane NIG 12.74; 6, Joycelyn Taurikeni SOL 13.16; 7, Rubie Joy Gabriel PLW 13.48

**Heat 4: (1.8)** 1, Jung 11.90; 2, Liao 11.98; 3, Paulo 12.85; 4, Maguy Safi Makanda COD 13.05; 5, Asenate Manoa TUV 13.92; 6, Megan West ASA 13.95; 7, Bounkou Camara MTN 14.05

**Heat 5: (-1.3)** 1, Quive 12.31; 2, Pretelli 12.47; 3, Rožman 12.48; 4, Yvonne Bennett NMI 12.78; 5, Susan Tama VAN 13.29; 6, Belinda Talakai TGA 13.73. Jamaludin DQ (r40.9) (12.06)

#### First round (First 3 & 3 fastest to semi-finals) (Aug 28)

**Heat 1: (0.3)** 1, Jeter 11.21; 2, Ferguson 11.36; 3, Kwakye 11.42; 4, Nelkis Casabona CUB 11.47; 5, Marta Jeschke POL 11.73; 6, Liao Ching-Hsien TPE 12.16; 7, Kaina Martinez BIZ 12.18; 8, Pollara Cobb GUM 12.55

**Heat 2: (1.4)** 1, Stewart 11.13; 2, Zang Milama 11.20; 3, Okparaabo 11.21; 4, Andreea Ogrăzeanu ROU 11.47; 5, Phobay Kutu-Akoi LBR 11.61; 6, Joanne Pricilla Loutoy SEY 12.35; 7, Ivana Rožman MKD 12.44; Hackett DQ (r40.9) (11.27)

**Heat 3: (1.0)** 1, Lalova 11.10; 2, Osayomi 11.15; 3, Ahye 11.20; 4, Laura Turner GBR 11.45; 5, Guzel Khubbieva UZB 11.46; 6, Yomara Hinestroza COL 11.57; 7, Martina Pretelli SMR 12.28; 8, Patricia Taea COK 12.63

**Heat 4: (0.1)** 1, Baptiste 11.27; 2, Fukushima 11.35; 3, Santos 11.38; 4, Mikele Barber USA 11.40; 5, Anyika Onuora GBR 11.41; 6, Delphine Atangana CMR 11.56; 7, Anatercia Quive MOZ 12.40; 8, Alda Paulo ANG 13.02

**Heat 5: (0.9)** 1, Okagbare 11.10; 2, Fraser-Pryce 11.13; 3, Silva 11.27; 4, Olga Bludova KAZ 11.63; 5, Diane Borg MLT 12.22; 6, Lovelite Detenamo NRU 12.51; Inna Eftimova BUL DQ (r40.1) (11.36)

**Heat 6: (2.2)** 1, Soumaré 11.12w; 2, Hooker 11.16; 3, Povh 11.26; 4, Levy 11.34 (11.336); 5, Leena Günther GER 11.36; 6, Jung Hye-Lim KOR 11.88; 7, Feta Ahamada COM 12.22; 8, Gloria Diogo STP 12.46

**Heat 7: (0.5)** 1, Campbell-Brown 11.19; 2, Mang 11.20; 3, Fedoriva 11.28; 4, Kwadwo 11.29; 5, Nataliya Pogrebnyak UKR 11.34 (11.339); 7, Vladislava Ovcharenko TJK 12.24; 8, Djénébou Danté MLI 12.32. Norjannah Hafiszah Jamaludin MAS DQ (r40.9) (11.74)

#### Semi-finals (First 2 & 2 fastest to final) (Aug 29)

**Heat 1: (-1.3)** 1, Stewart 11.26; 2, Hooker 11.38; 3, Myriam Soumaré FRA 11.47; 4, Ezinne Okparaabo NOR 11.48; 5, Michelle-Lee Ahye TTO 11.48; 6, Jeanette Kwakye GBR 11.48; 7, Yasmin Kwadwo GER 11.54; 8, Damola Osayomi NGR 11.58

**Heat 2: (-1.4)** 1, Fraser-Pryce 11.03; 2, Campbell-Brown 11.06; 3, Okagbare 11.22; 4, Ruddy Zang Milama GAB 11.43; 5, Olesya Povh UKR 11.48; 6, Sheniqua Ferguson BAH 11.59; 7, Rosângela Santos BRA 11.61; Semoy Hackett TTO DQ (r40.9) (11.35)

**Heat 3: (-1.5)** 1, Jeter 11.02; 2, Baptiste 11.05; 3, Lalova 11.23; 4, Véronique Mang FRA 11.44; 5, Jura Levy JAM 11.53; 6, Aleksandra Fedoriva RUS 11.54; 7, Ana Cláudia Silva BRA 11.55; 8, Chisato Fukushima JPN 11.59

In the final Gardner and Fraser-Pryce started fastest, but the winner was evident by 20m. At that point the Jamaican was already half a metre ahead, and she extended the lead the whole way. Behind SAFFP, Ahouré just held off Jeter 10.93 to 10.94, with Gardner edging Stewart for fourth as both ran 10.97.

#### First round (First 3 & 6 fastest to semi-finals) (Aug 11)

**Heat 1: (-0.3)** 1, Sailer 11.11; 2, Freeman 11.16; 3, Okparaabo 11.23; 4, Sánchez 11.41; 5, Povh 11.41; 6, Kateřina Čechová CZE 11.67; 7, Yvonne Nalishuwa ZAM 12.47; 8, Pauline Kwalea SOL 13.53

**Heat 2: (-0.4)** 1, Stewart 11.02; 2, Anderson 11.13; 3, Philip 11.29; 4, Pinto 11.38; 5, Lina Grinčikaitė LTU 11.48; 6, Tahesia Harrigan IVB 11.61; 7, Lovelite Detenamo NRU 12.35; 8, Hereiti Bernardino PYF 12.84

**Heat 3: (-0.5)** 1, Gardner 10.94; 2, Lalova 11.18; 3, Brooks 11.32; 4, Soumaré 11.34; 5, Melissa Breen AUS 11.47; 6, Cache Armbrister BAH 11.55; 7, Martina Pretelli SMR 12.73; 8, Kabotaake Romeri KIR 13.39

**Heat 4: (-0.3)** 1, Fraser-Pryce 11.15; 2, Krasucki 11.17; 3, Asumnu 11.27; 4, Pohrebnyak 11.28; 5, Ahye 11.37; 6, Toea Wisil PNG 11.61; 7, Fong Yee Pui HKG 12.15

**Heat 5: (-0.6)** 1, Okagbare 11.03; 2, Silva 11.08; 3, Calvert 11.20; 4, Stella Akapko FRA 11.43; 5, Hanna-Maari Latvala FIN 11.45; 6, Katsiaryna Hanchar BLR 11.63; 7, Vladislava Ovcharenko TJK 12.37

**Heat 6: (-0.6)** 1, Ahouré 11.22; 2, Jeter 11.24; 3, Ferguson 11.33; 4, Ángela Tenorio ECU 11.53; 5, Stephanie Kalu NGR 11.67; 6, Patricia Taea COK 12.39; 7, Rubie Joy Gabriel PLW 13.25

#### Semi-finals (First 2 & 2 fastest to final) (Aug 12)

**Heat 1: (-0.4)** 1, Okagbare 11.08; 2, Freeman 11.08; 3, Verena Sailer GER 11.16; 4, Schillone Calvert JAM 11.28; 5, Michelle-Lee Ahye TTO 11.33; 6, Franciela Krasucki BRA 11.34; 7, Asha Philip GBR 11.35; 8, Olesya Povh UKR 11.43

**Heat 2: (-0.4)** 1, Jeter 10.95; 2, Ahouré 10.95; 3, Gardner 11.00; 4, Ana Cláudia Silva BRA 11.25; 5, Nataliya Pohrebnyak UKR 11.36; 6, Sheri-Ann Brooks JAM 11.40; 7, Ezinne Okparaabo NOR 11.41; 8, Mariely Sánchez DOM 11.41

**Heat 3: (-0.1)** 1, Fraser-Pryce 10.87; 2, Stewart 10.97; 3, Anderson 11.01; 4, Ivet Lalova BUL 11.10; 5, Myriam Soumaré FRA 11.31; 6, Sheniqua Ferguson BAH 11.35; 7, Gloria Asumnu NGR 11.44; 8, Tatjana Pinto GER 11.54

## Beijing 2015

#### Final (Aug 24) (-0.3)

|    |                         |     |       |       |
|----|-------------------------|-----|-------|-------|
| 1, | Shelly-Ann Fraser-Pryce | JAM | 10.76 | 0.161 |
| 2, | Dafne Schippers         | NED | 10.81 | 0.129 |
| 3, | Tori Bowie              | USA | 10.86 | 0.153 |
| 4, | Veronica Campbell-Brown | JAM | 10.91 | 0.137 |
| 5, | Michelle-Lee Ahye       | TTO | 10.98 | 0.145 |
| 6, | Kelly-Ann Baptiste      | TTO | 11.01 | 0.127 |
| 7, | Natasha Morrison        | JAM | 11.02 | 0.200 |
| 8, | Blessing Okagbare       | NGR | 11.02 | 0.185 |

Fraser-Pryce's reaction to the gun in the final was slow, but her pick-up was extraordinary. She was clearly in the lead by 10m, and was more than a metre clear by halfway, with Schippers leading the chase from Ahye and Bowie. The Dutchwoman had broken her national record with 10.83 in the semi-finals. Now she clocked 10.81 after closing to within half a metre of the Jamaican at the finish. Bowie also finished strongly to take third place. For Fraser-Pryce it was a record third 100m world title, her only regret being that she had been unable to duck below 10.70.

In the semi-finals, Moscow silver medallist Ahouré became the first woman to be eliminated with a time of less than 11 seconds.

## Moscow 2013

#### Final (Aug 12) (-0.3)

|    |                         |     |       |       |
|----|-------------------------|-----|-------|-------|
| 1, | Shelly-Ann Fraser-Pryce | JAM | 10.71 | 0.174 |
| 2, | Murielle Ahouré         | CIV | 10.93 | 0.165 |
| 3, | Carmelita Jeter         | USA | 10.94 | 0.156 |
| 4, | English Gardner         | USA | 10.97 | 0.151 |
| 5, | Kerron Stewart          | JAM | 10.97 | 0.229 |
| 6, | Blessing Okagbare       | NGR | 11.04 | 0.154 |
| 7, | Alex Anderson           | USA | 11.10 | 0.159 |
| 8, | Octavious Freeman       | USA | 11.16 | 0.179 |

The former champion Fraser-Pryce had retained her Olympic title in 2012, and her run in the first round at Moscow indicated she was again the one to beat in a World Championship. She won the race in 11.15 after slackening off after only 30m.

#### First round (First 3 & 3 fastest to semi-finals) (Aug 23)

**Heat 1: (0.5)** 1, Bowie 10.88; 2, Campbell-Brown 11.04; 3, Philip 11.28; 4, Gina Lückenkemper GER 11.34; 5, Olga Safronova KAZ 11.49; 6, Inna Eftimova BUL 11.50; 7, Valentina Meredova TKM 12.25; 8, Lidiane Lopes CPV 12.43

**Heat 2: (-1.3)** 1, Okagbare 11.07; 2, Morrison 11.08; 3, Zybalkina 11.24; 4, Naomi Sedney NED 11.41; 5, Verena Sailer GER 11.41; 6, Melissa Breen AUS 11.61; 7, Lihen Jonas FSM 13.70; Charlotte Wingfield MLT DQ (r162.7)

**Heat 3: (-1.2)** 1, Ahye 10.98; 2, Lalova-Collio 11.09; 3, Ahouré 11.10; 4, Okparaabo 11.12; 5, Crystal Emmanuel CAN 11.33; 6, Isidora Jiménez CHI 11.47; 7, Aziza Sbaity LIB 11.98; 8, Patricia Taea COK 12.34

**Heat 4: (2.3)** 1, Fraser-Pryce 10.88w; 2, Ta Lou 10.95; 3, Horn 11.08; 4, Papaioannou 11.29; 5, Rebekka Haase GER 11.29; 6, Nediya Vargas VEN 11.51; Jamile Samuel NED DQ (r162.7)

**Heat 5: (-1.6)** 1, Schippers 11.01; 2, Hackett 11.16; 3, Todd 11.29; 4, Olesya Povh UKR 11.40; 5, Tahesia Harrigan IVB 11.47; 6, Kimberly Hyacinthe CAN 11.54; 7, Adriana Alves ANG 12.19; 8, Regine Tugade GUM 12.60

**Heat 6: (1.5)** 1, Baptiste 11.13; 2, Kambundji 11.17; 3, Simpson 11.22; 4, Wei 11.28; 5, Khamica Bingham CAN 11.30; 6, Narcisca Landázuri ECU 11.48; 7, Hafsatu Kamara SLE 12.13; 8, Marlén Mevong GEQ 12.56

**Heat 7: (-0.5)** 1, Santos 11.14; 2, Gardner 11.16; 3, Fukushima 11.23; 4, Maja Mihalinec SLO 11.42; 5, Sheniqua Ferguson BAH 11.48; 6, Nataliya Pohrebnyak UKR 11.62; 7, Andrea Purica VEN 11.62

#### Semi-finals (First 2 & 2 fastest to final) (Aug 24)

**Heat 1: (0.5)** 1, Fraser-Pryce 10.82; 2, Okagbare 10.89; 3, Marie Josée Ta Lou CIV 11.04; 4, Sherone Simpson JAM 11.06; 5, Semoy Hackett TTO 11.13; 6, English Gardner USA 11.13; 7, Asha Philip GBR 11.21; 8, Wei Yongli CHN 11.27

**Heat 2: (0.9)** 1, Bowie 10.87; 2, Baptiste 10.90; 3, Morrison 10.96; 4, Rosângela Santos BRA 11.07; 5, Mujinga Kambundji SUI 11.07; 6, Viktoriya Zybalkina KAZ 11.19; 7, Chisato Fukushima JPN 11.32; 8, Ramona Papaioannou CYP 11.38

**Heat 3: (-0.2)** 1, Schippers 10.83; 2, Campbell-Brown 10.89; 3, Ahye 10.97; 4, Murielle Ahouré CIV 10.98; 5, Ivet Lalova-Collio BUL 11.13; 6, Carina Horn RSA 11.15; 7, Ezinne Okparaebon NOR 11.19; 8, Jasmine Todd USA 11.21

#### 100 METRES

##### Multiple Medallists:

|   |                          |     |                        |
|---|--------------------------|-----|------------------------|
| 4 | Merlene Ottey            | JAM | 87-3, 91-3, 93-2, 95-2 |
|   | Carmelita Jeter          | USA | 07-3, 09-3, 11-1, 13-3 |
| 3 | Gwen Torrence            | USA | 91-2, 93-3, 95-1       |
|   | Katerína Thánou          | GRE | 99-3, 01-2, 03-3       |
|   | Veronica Campbell/Brown  | JAM | 05-2, 07-1, 11-2       |
|   | Shelly-Ann Fraser/Pryce  | JAM | 09-1, 13-1, 15-1       |
| 2 | Marion Jones             | USA | 97-1, 99-1             |
|   | Zhanna Pintusevich-Block | UKR | 97-2, 01-1             |
|   | Chandra Sturup           | BAH | 01-3, 03-2             |
|   | Lauryn Williams          | USA | 05-1, 07-2             |

##### Most Finals:

|   |       |  |                                    |
|---|-------|--|------------------------------------|
| 6 | Ottey |  | 83-4, 87-3, 91-3, 93-2, 95-2, 97-7 |
|---|-------|--|------------------------------------|

##### Most Appearances:

|   |       |         |  |
|---|-------|---------|--|
| 8 | Ottey | JAM/SLO | 83-4, 87-3, 91-3, 93-2, 95-2, 97-7, 03-4s1, 07-4h1 |
|---|-------|---------|--|

##### National Placings:

|               | 1         | 2         | 3         | 4         | 5         | 6         | 7         | 8         | Points     |
|---------------|-----------|-----------|-----------|-----------|-----------|-----------|-----------|-----------|------------|
| USA           | 7         | 3         | 6         | 5         | 5         | 1         | 3         | 4         | 171        |
| JAM           | 4         | 5         | 2         | 4         | 2         | 3         | 4         | 2         | 126        |
| GER           | 3         | 2         | -         | -         | -         | 2         | -         | -         | 44         |
| BAH           | -         | 1         | 2         | 1         | 1         | 1         | 2         | -         | 35         |
| UKR           | 1         | 1         | -         | 1         | 1         | -         | -         | -         | 24         |
| FRA           | -         | -         | 1         | 2         | -         | 2         | -         | -         | 22         |
| NGR           | -         | -         | -         | -         | 2         | 2         | 2         | 3         | 21         |
| GRE           | -         | 1         | 2         | -         | -         | -         | -         | -         | 19         |
| RUS           | -         | -         | 1         | 1         | -         | 1         | -         | -         | 14         |
| TTO           | -         | -         | 1         | -         | 1         | 1         | -         | -         | 13         |
| CAN           | -         | -         | -         | -         | 1         | 1         | 1         | -         | 9          |
| CIV           | -         | 1         | -         | -         | -         | -         | -         | -         | 7          |
| NED           | -         | 1         | -         | -         | -         | -         | -         | -         | 7          |
| BUL           | -         | -         | -         | -         | 1         | -         | 1         | -         | 6          |
| URS           | -         | -         | -         | 1         | -         | -         | -         | -         | 5          |
| BEL           | -         | -         | -         | -         | 1         | -         | -         | -         | 4          |
| FIN           | -         | -         | -         | -         | -         | 1         | -         | -         | 3          |
| BLR           | -         | -         | -         | -         | -         | -         | -         | 1         | 1          |
| CUB           | -         | -         | -         | -         | -         | -         | -         | 1         | 1          |
| <b>Totals</b> | <b>15</b> | <b>15</b> | <b>15</b> | <b>15</b> | <b>15</b> | <b>15</b> | <b>13</b> | <b>11</b> | <b>532</b> |

## 200 Metres

## Helsinki 1983

### Final (Aug 14) (1.5)

|                   |                   |     |       |
|-------------------|-------------------|-----|-------|
| 1, <sup>[6]</sup> | Marita Koch       | GDR | 22.13 |
| 2, <sup>[7]</sup> | Merlene Ottey     | JAM | 22.19 |
| 3, <sup>[3]</sup> | Kathy Cook        | GBR | 22.37 |
| 4, <sup>[1]</sup> | Florence Griffith | USA | 22.46 |
| 5, <sup>[8]</sup> | Grace Jackson     | JAM | 22.63 |
| 6, <sup>[5]</sup> | Aneliya Nuneva    | BUL | 22.68 |
| 7, <sup>[2]</sup> | Angela Bailey     | CAN | 22.93 |
| 8, <sup>[4]</sup> | Ewa Kasprzyk      | POL | 23.03 |

An early-season injury had led Marita Koch to contest the sprints in 1983 rather than her usual 400m, where she was the Olympic Champion. She was also regarded as the world's best half-lap runner, but was given a close race by Ottey, who had been unbeaten all year.

Koch (lane 6) had Ottey (lane 7) in her sights in the final and led by a metre as the start of the finishing straight. The GDR runner held this advantage until the final 50m, when Ottey inched closer, but Koch held on for victory. On the other side of the track, Cook edged ahead of Griffith for the bronze.

### First round (First 4 & 8 fastest to second round) (Aug 12)

**Heat 1: (0.0)** 1, Baptiste 23.34; 2, Koch 23.59; 3, Gaschet 23.60; 4, De Vega 24.45; 5, Félicité Bada BEN 26.98; 6, Marjorie Gentle BIZ 27.90; 7, Annah Mathunjwa SWZ 29.38

**Heat 2: (1.3)** 1, Griffith 23.05; 2, Cazier 23.55; 3, Bailey 23.93; 4, Charles 24.11; 5, Koumba Kante GUI 27.86; 6, Rose King IVB 28.50; Amie Ndow GAM DQ

**Heat 3: (2.5)** 1, Cook 23.20w; 2, Masullo 23.37; 3, Georgieva 23.53; 4, Sokolová 23.82; 5, Ubah 24.12; 6, Grun 24.84; 7, Sandra Liburd SKN 26.13; 8, Cornelia Baptiste LCA 26.29

**Heat 4: (-0.7)** 1, Jackson 23.09; 2, Kasprzyk 23.21; 3, Nuneva 23.31; 4, Thimm 23.56; 5, Whittaker 23.63; 6, Mo 24.63; 7, Farrell 25.52; 8, Florence Gaza SOL 30.43

**Heat 5: (-1.9)** 1, Ottey 23.23; 2, Olkhovnikova 23.65; 3, Marjamaa 23.82; 4, Rasmussen 23.84; 5, Möller 23.99; 6, Buala 25.59; 7, Judith Nimpaye BDI 30.25

**Heat 6: (1.9)** 1, Givens 23.01; 2, Vinogradova 23.37; 3, Boyd 23.38; 4, Davis 23.57; 5, Mensah 24.91; 6, Marisol García NCA 25.92; 7, Marie-Ange Wirtz SEY 26.13

### Second round (First 4 & 4 fastest to semi-finals) (Aug 12)

**Heat 1: (1.3)** 1, Jackson 23.06; 2, Nuneva 23.22; 3, Boyd 23.28; 4, Olkhovnikova 23.48; 5, Dorte A. Rasmussen DEN 23.61; 6, Ute Thimm FRG 23.68; 7, Lydia de Vega PHI 24.16; Mary Mensah GHA DNS

**Heat 2: (1.4)** 1, Cook 22.78; 2, Kasprzyk 22.93; 3, Marjamaa 23.11; 4, Georgieva 23.14; 5, Marie-Christine Cazier FRA 23.30; 6, Štěpánka Sokolová TCH 23.75; 7, Margarita Grun URU 24.59; 8, Mo Myong-Hee KOR 24.74

**Heat 3: (-0.3)** 1, Ottey 22.38; 2, Griffith 22.55; 3, Bailey 23.25; 4, Masullo 23.58; 5, Sandra Whittaker GBR 23.58; 6, Pauline Davis BAH 23.64; 7, Rufina Ubah NGR 24.72; Evelyne Farrell AHO DNS

**Heat 4: (1.2)** 1, Koch 23.03; 2, Baptiste 23.29; 3, Gaschet 23.38; 4, Givens 23.43; 5, Lena Möller SWE 23.56; 6, Yelena Vinogradova URS 23.60; 7, Ruperta Charles ANT 24.09; Elanga Buala PNG DNS

### Semi-finals (First 4 to final) (Aug 13)

**Heat 1: (2.1)** 1, Griffith 22.41w; 2, Cook 22.57; 3, Nuneva 22.62; 4, Jackson 22.76; 5, Helinä Marjamaa FIN 22.86; 6, Denise Boyd AUS 23.26; 7, Marisa Masullo ITA 23.36; 8, Irina Olkhovnikova URS 23.38

**Heat 2: (0.8)** 1, Koch 22.67; 2, Ottey 22.68; 3, Bailey 22.82; 4, Kasprzyk 23.02; 5, Joan Baptiste GBR 23.24; 6, Nadezhda Georgieva BUL 23.26; 7, Randy Givens USA 23.34; 8, Liliane Gaschet FRA 23.37

## Rome 1987

### Final (Sep 3) (1.2)

|                   |                    |     |       |
|-------------------|--------------------|-----|-------|
| 1, <sup>[3]</sup> | Silke Gladisch     | GDR | 21.74 |
| 2, <sup>[8]</sup> | Florence Griffith  | USA | 21.96 |
| 3, <sup>[4]</sup> | Merlene Ottey      | JAM | 22.06 |
| 4, <sup>[1]</sup> | Pam Marshall       | USA | 22.18 |
| 5, <sup>[5]</sup> | Gwen Torrence      | USA | 22.40 |
| 6, <sup>[8]</sup> | Mary Onyali        | NGR | 22.52 |
| 7, <sup>[2]</sup> | Ewa Kasprzyk       | POL | 22.52 |
| 8, <sup>[7]</sup> | Nadezhda Georgieva | BUL | 22.55 |

After her 100m win, Gladisch was a solid favourite. However, the centre of attention was Florence Griffith, who had placed fourth in Helsinki. In 27° heat and 73% humidity, the 27 year-old American won her heat and semi in a skin-tight bodysuit complete with hood. Griffith's running was also notable, for she clocked the fastest semi-final time and looked as if she might possibly spoil the chances of a GDR sprint double.

In the final, Gladisch was drawn in lane 3 with Ottey and Griffith directly outside her. An 11.09 100m bend by the GDR runner gave her a big advantage at halfway. Only Griffith – now in conventional garb – was able to gain ground on Gladisch in the straight. In the process, she cracked 22 seconds and overhauled Ottey, who therefore collected her second Rome bronze medal. The winning time was just 0.03 slower than the world record shared by Marita Koch and Heike Drechsler, and the winner was coached by the same man as Koch: Wolfgang Meier.

### First round (First 3 & 4 fastest to semi-finals) (Sep 1)

**Heat 1: (-3.4)** 1, Gladisch 22.44; 2, Torrence 22.61; 3, Bailey 22.94; 4, Ogunkoya 23.12; 5, Natalya German URS 23.26; 6, Zoila Stewart CRC 24.75; 7, Jabou Jawo GAM 25.50; 8, Elizabeth Arteaga BOL 26.11

**Heat 2: (-0.6)** 1, Georgieva 22.77; 2, Marshall 22.84; 3, Ikaunietse 22.98; 4, Sarvari 23.02; 5, Morgenstern 23.04; 6, Claudia Acerenza URU 24.24; 7, Sheila Vyapoury MRI 25.32; 8, Ahmed Hana Aly PRY 29.00

**Heat 3: (-2.6)** 1, Onyali 22.87; 2, Kasprzyk 22.98; 3, Davis 23.08; 4, Cazier 23.12; 5, Silke Knoll FRG 23.40; 6, Aminata Diarra MLI 26.46; 7, Denise Oubangui CAF 28.37; Blanca Lacambra ESP DNS

**Heat 4: (-0.6)** 1, Griffith 22.56; 2, Azarashvili 22.94; 3, Ottey 23.19; 4, Ingrid Verbruggen BEL 23.77; 5, Amparo Caicedo COL 24.30; 6, Guilhermina Cruz ANG 25.74; Angella Issajenko CAN DNS

### Semi-finals (First 4 to final) (Sep 3)

**Heat 1: (-1.0)** 1, Ottey 22.43; 2, Gladisch 22.54; 3, Marshall 22.67; 4, Georgieva



22.72; 5, Pauline Davis BAH 22.89; 6, Angela Bailey CAN 22.97; 7, Vineta Ikaunietse URS 23.25; 8, Fallait Ogunkoya NGR 23.71

**Heat 2: (-1.9)** 1, Griffith 22.38; 2, Onyali 22.54; 3, Kasprzyk 22.60; 4, Torrence 22.61; 5, Marie-Christine Cazier FRA 22.89; 6, Maya Azarashvili URS 22.91; 7, Ulrike Sarvari FRG 23.04; 8, Heike Morgenstern GDR 23.06

## Tokyo 1991

### Final (Aug 30) (-2.4)

|        |                    |     | Halves            |
|--------|--------------------|-----|-------------------|
| 1, [3] | Katrin Krabbe      | GER | 22.09 11.07/11.02 |
| 2, [4] | Gwen Torrence      | USA | 22.16 11.30/10.86 |
| 3, [5] | Merlene Ottey      | JAM | 22.21 11.17/11.04 |
| 4, [7] | Irina Privalova    | URS | 22.28 11.25/11.03 |
| 5, [1] | Galina Malchugina  | URS | 22.66 11.50/11.16 |
| 6, [6] | Dannette Young     | USA | 22.87 11.48/11.39 |
| 7, [2] | Pauline Davis      | BAH | 22.90 11.67/11.23 |
| 8, [8] | Yelena Vinogradova | URS | 23.10 11.60/11.50 |

The order of the Tokyo 100m final was repeated, meaning that Krabbe had won a sprint double while Ottey was left with her fifth world championship bronze – and her first 200m defeat since May 1989.

The race followed the same pattern as the 100m. Krabbe got the best start (11.07 at halfway), then surged clear. Ottey chased in vain before losing the silver to Torrence. The American was easily the quickest in the second half of the race. The final took place in pouring rain.

### First round (First 4 & 4 fastest to second round) (Aug 29)

**Heat 1: (-0.5)** 1, Torrence 23.09; 2, Jean-Charles 23.13; 3, Davis 23.31; 4, Wang 23.72; 5, Govindasamy 24.09; 6, Rosanna Browne AIA 24.80; 7, Deirdre Caruana MLT 25.39; Mary Estelle Kapalu VAN DNS

**Heat 2: (-0.8)** 1, Ottey 23.25; 2, Malchugina 23.44; 3, Duporty CUB 23.71; 4, Ouiminga 25.32; 5, Vaciseva Tavaga FIJ 25.48; 6, Denise Oubangui CAF 26.03; 7, Juliana Nzang Obiang GEQ 28.17

**Heat 3: (-0.3)** 1, Jones 23.32; 2, Privalova 23.39; 3, Pina 23.83; 4, Jacobs 23.87; 5, Kozáry 23.99; 6, Jane Thondjee MRI 25.46; 7, Jatamsuren Otgonchines MGL 25.48; 8, Feroza Khatton BAN 26.14

**Heat 4: (-0.3)** 1, Young 22.77; 2, Vinogradova 22.93; 3, Knoll 23.09; 4, Nestoret 23.39; 5, Masullo 23.75; 6, Claudia Acerenza URU 24.66; 7, Mpoka Mokosi COD 27.21; 8, Fathimath Fezleen MDV 28.30

**Heat 5: (-0.1)** 1, Hanhijoki 23.12; 2, Stoute 23.18; 3, Krabbe 23.23; 4, Kolodni 24.22; 5, Dube 24.22; 6, Olga Conte ARG 24.97; 7, Aminata Konate GUI 25.12

### Second round (First 4 & 4 fastest to semi-finals) (Aug 29)

**Heat 1: (-0.4)** 1, Krabbe 22.46; 2, Young 22.49; 3, Malchugina 22.49; 4, Jean-Charles 23.23; 5, Kolodni 23.61; 6, Mariama Ouiminga BUR 25.23; Jennifer Stoute GBR DNF; Gailey Dube ZIM DNS

**Heat 2: (1.4)** 1, Torrence 22.52; 2, Davis 22.82; 3, Vinogradova 22.82; 4, Hanhijoki 23.17; 5, Jacobs 23.37; 6, Duporty 23.46; 7, Wang Hwei-Chen TPE 23.63; 8, Shanti Govindasamy MAS 24.19

**Heat 3: (0.3)** 1, Ottey 22.64; 2, Privalova 22.89; 3, Knoll 22.97; 4, Jones 23.03; 5, Nestoret 23.46; 6, Marisa Masullo ITA 23.70; 7, Claudette Piña BRA 23.80; 8, Agnes Kozáry HUN 23.99

### Semi-finals (First 4 to final)

**Heat 1: (-3.4)** 1, Krabbe 22.30; 2, Young 22.69; 3, Davis 22.80; 4, Vinogradova 22.83; 5, Esther Jones USA 23.22; 6, Julia Duporty CUB 23.58; 7, Valérie Jean-Charles FRA 23.64; 8, Simmone Jacobs GBR 23.72

**Heat 2: (-5.1)** 1, Torrence 22.58; 2, Ottey 22.59; 3, Privalova 22.70; 4, Malchugina 22.92; 5, Silke Knoll GER 23.49; 6, Maguy Nestoret FRA 23.79; 7, Sisko Hanhijoki FIN 24.12; 8, Orit Kolodni ISR 24.27

## Stuttgart 1993

### Final (Aug 19) (0.0)

|        |                   |     |                   |
|--------|-------------------|-----|-------------------|
| 1, [4] | Merlene Ottey     | JAM | 21.98 11.15/10.83 |
| 2, [6] | Gwen Torrence     | USA | 22.00 11.20/10.72 |
| 3, [3] | Irina Privalova   | RUS | 22.13 11.30/10.83 |
| 4, [7] | Marie-José Pérec  | FRA | 22.20 11.33/10.87 |
| 5, [2] | Mary Onyali       | NGR | 22.32 11.36/10.96 |
| 6, [8] | Natalya Voronova  | RUS | 22.50 11.33/11.17 |
| 7, [5] | Galina Malchugina | RUS | 22.50 11.48/11.02 |
| 8, [1] | Dannette Young    | USA | 23.04 11.88/11.16 |

On her eighth attempt, Merlene Ottey at last won an individual world outdoor gold medal. After coming off the bend a metre or so up on Olympic Champion Torrence, the Jamaican seemed to be heading for a comfortable victory. But just as she had in Tokyo, Torrence produced a fearsome finish. Ottey, meanwhile, lost her form 10m before the line and began to overstride. The American ran the final 50m in 5.56 com-

pared with Ottey's 5.65, but fell short by two hundredths. Even so, a replay was required to confirm the Jamaican's win.

"I finally got it," said the woman who won a bronze medal at the 1980 Moscow Olympic Games.

### First round (First 4 & 4 fastest to Second round) (Aug 17)

**Heat 1: (0.1)** 1, Ottey 23.39; 2, Merry 23.49; 3, Steyn 23.80; 4, Burtasenkova 23.94; 5, Lusia Puleanga TGA 26.40; 6, Ruth Mangué GEQ 28.89; Lydia De Vega PHI DNS

**Heat 2: (-0.7)** 1, Malchugina 22.94; 2, Freeman 23.28; 3, Vorster 23.43; 4, Bowen 23.66; 5, Joseph 24.29; 6, Deirdre Caruana MLT 25.96; 7, Nguyen Thi Tuyet Mai VIE 26.55

**Heat 3: (-1.0)** 1, Knoll 23.21; 2, Tröger 23.66; 3, Hernesniemi 23.69; 4, Nkoma 23.97; 5, Guilhermina da Cruz ANG 25.16; 6, Natalie Martindale STV 26.77; Melinda Gainsford AUS DNS

**Heat 4: (-0.4)** 1, Jardim 23.45; 2, Voronova 23.45; 3, Torrence 23.46; 4, Poelman 23.53; 5, Stoute 23.83; 6, Mirna El-Laz LBN 26.97; 7, Aminath Nasheeda MDV 30.24

**Heat 5: (0.2)** 1, Pérec 23.04; 2, Duhaney 23.29; 3, Young 23.43; 4, Mensah 23.67; 5, Samuel 24.01; 6, Rita Pattipeilohy INA 25.59; Mpoka Mokosi COD DNS

**Heat 6: (-0.4)** 1, Onyali 23.21; 2, Pendareva 23.39; 3, Finn 23.83; 4, Davis 24.10; 5, Kyriakou 24.47; 6, Oumou Sow GUI 25.81; 7, Melvina Wulah LBR 26.11; 8, Shabana Akhtar PAK 26.39

**Heat 7: (0.2)** 1, Wang 23.30; 2, Privalova 23.39; 3, De Klerk 23.43; 4, Azarashvili 23.68; 5, Kaltouma Nadjina CHA 26.15; 6, Lasnet Nkouka CGO 26.64; Zhanna Tamopolskaya UKR DNS

### Second round (First 4 to semi-finals) (Aug 17)

**Heat 1: (0.9)** 1, Onyali 22.74; 2, Privalova 22.80; 3, Davis 23.01; 4, Finn 23.24; 5, Wang Hwei-Chen TPE 23.32; 6, Katharine Merry GBR 23.46; 7, Yolanda Steyn RSA 23.60; 8, Heather Samuel ANT 24.32

**Heat 2: (-0.2)** 1, Ottey 22.81; 2, De Klerk 22.88; 3, Voronova 22.94; 4, Knoll 23.04; 5, Sabine Tröger AUT 23.17; 6, Sanna Hernesniemi FIN 23.24; 7, Georgette Nkoma CMR 23.66; 8, Jenny Stoute GBR 23.95

**Heat 3: (0.4)** 1, Pérec 22.73; 2, Torrence 22.87; 3, Vorster 22.94; 4, Duhaney 23.11; 5, Lucrécia Jardim POR 23.16; 6, Stacey Bowen CAN 23.62; 7, Yana Burtasenkova MDA 23.99; 8, Hermin Joseph DMA 24.13

**Heat 4: (-0.9)** 1, Malchugina 22.51; 2, Freeman 22.80; 3, Young 22.92; 4, Pendareva 23.07; 5, Maya Azarashvili GEO 23.33; 6, Jacqueline Poelman NED 23.64; 7, Philomina Mensah GHA 24.05; Dora Kyriakou CYP DNS

### Semi-finals (First 4 to final) (Aug 19)

**Heat 1: (-0.5)** 1, Torrence 22.20; 2, Privalova 22.20; 3, Voronova 22.35; 4, Pérec 22.49; 5, Cathy Freeman AUS 22.58; 6, Elinda Vorster RSA 22.83; 7, Dahlia Duhaney JAM 22.97; 8, Petya Pendareva BUL 23.06

**Heat 2: (0.2)** 1, Ottey 22.12; 2, Malchugina 22.22; 3, Onyali 22.35; 4, Young 22.51; 5, Evette de Klerk RSA 22.76; 6, Pauline Davis BAH 22.94; 7, Silke Knoll GER 23.07; 8, Michelle Finn USA 23.26

## Gothenburg 1995

### Final (Aug 10) (-2.2)

|        |                    |     |                     |
|--------|--------------------|-----|---------------------|
| 1, [4] | Merlene Ottey      | JAM | 22.12               |
| 2, [5] | Irina Privalova    | RUS | 22.12               |
| 3, [3] | Galina Malchugina  | RUS | 22.37               |
| 4, [7] | Melanie Paschke    | GER | 22.60               |
| 5, [2] | Silke Knoll        | GER | 22.66               |
| 6, [8] | Mary Onyali        | NGR | 22.71               |
| 7, [1] | Marina Trandenkova | RUS | 22.84               |
| [6]    | Gwen Torrence      | USA | DQ (r163.3) (21.77) |

After winning the 100m, Torrence was expected to do the same in the 200m, traditionally her better event. Few, however, felt she would win so impressively as she did in the final. Ottey and Privalova never troubled the American, who was four metres up at the finish. Her time was 21.77, sensational running into a wind of 2.2.

The winner revealed that her spikes had been stolen before the race, forcing her to wear a substitute pair which were too big. As she was explaining this story and her reaction to the race to media in the mixed zone, there came some shocking news on the scoreboard. The result showed Ottey as the winner from Privalova, with Torrence at the bottom of the list, disqualified.

The reason was soon made clear; she was seen to step on the inside line of her lane on the bend. The rules say automatic disqualification in such cases, because the athlete would have gained an advantage by running less distance. There was general sympathy for Torrence as it was obvious that she could have won the race comfortably even without the transgression. Few felt the error could have been intentional.

"The line was the last thing I was thinking of," said Torrence. "I'm not going to let this ruin my 100m gold. I had clearly beaten the others;

I know that deep in my heart. I don't believe anyone can enjoy the medals knowing they were not winning for real."

Ottey said: "I don't care how – mine is the gold. But I still think Gwen is in fantastic shape. Don't forget she was running 21.77 with a 2-plus headwind. She can beat the world record any day." Ottey's gold was her fifth successive world 200m medal.

The overhead cameras showed five of Torrence's steps were on the line and the appeal against her disqualification was unanimously rejected. It was one of 22 lane violations which resulted in disqualifications in Gothenburg. There were also 33 other disqualifications, 15 in the walks, 13 for trailing legs in hurdles, five for relay zones and one false start. The 1995 total of 55 disqualifications was more than at any previous World Championships.

#### First round (First 2 & 6 fastest to semi-finals) (Aug 10)

**Heat 1: (0.7)** 1, Ottey 22.55; 2, Trandenkova 22.69; 3, Guidry 22.71; 4, Erika Suchovska TCH 23.13; 5, Viktoriya Fomenko UKR 23.18; 6, Heather Samuel ANT 23.64; 7, Wang Hui-Chen TPE 23.77

**Heat 2: (-0.2)** 1, Onyali 22.59; 2, Mondie-Milner 22.90; 3, Freeman 22.90; 4, Zhanna Pintusevich UKR 23.30; 5, Patricia Rodríguez COL 23.67; 6, Nora Ivanova BUL 23.98; 7, Kaltouma Nadjina CHA 24.57; Susanthika Jayasinghe SRI DQ (r163.3)

**Heat 3: (-0.5)** 1, Privalova 22.23; 2, Knoll 22.46; 3, Thomas 22.95; 4, Pendareva 22.96; 5, Savatheda Fynes BAH 23.01; 6, Maguy Nestoret FRA 23.16; Heide Sejerling RSA DQ (r163.3)

**Heat 4: (0.0)** 1, Malchugina 22.46; 2, Gainsford 22.71; 3, Silke Lichtenhagen GER 23.19; 4, Sanna Hernesniemi FIN 23.20; 5, Natalya Vinogradova BLR 23.33; 6, Debbie Ferguson BAH 23.33; 7, Dora Kyriakou CYP 23.77; 8, Marcela Tiscornia URU 24.39

**Heat 5: (0.7)** 1, Torrence 22.61; 2, McDonald 22.74; 3, Paschke 22.81; 4, Georgieva 22.95; 5, Katerina Koffa GRE 23.16; 6, Maya Azarashvili GEO 23.18; 7, Damayanthi Darsha SRI 23.45

#### Semi-finals (First 4 to final) (Aug 10)

**Heat 1: (2.3)** 1, Privalova 22.18w; 2, Torrence 22.25; 3, Onyali 22.58; 4, Paschke 22.60; 5, Melinda Gainsford AUS 22.61; 6, Beverly McDonald JAM 22.91; 7, Petya Pendareva BUL 22.92; 8, Paula Thomas GBR 23.03

**Heat 2: (-0.7)** 1, Ottey 22.25; 2, Malchugina 22.45; 3, Knoll 22.57; 4, Trandenkova 22.71; 5, Cathy Freeman AUS 22.82; 6, Carlette Guidry USA 22.91; 7, Zlatka Georgieva BUL 22.98; 8, Celena Mondie-Milner USA 23.33

### Athens 1997

#### Final (Aug 8) (-0.7)

|                   |                          |     |       |             |
|-------------------|--------------------------|-----|-------|-------------|
| 1, <sup>[5]</sup> | Zhanna Pintusevich       | UKR | 22.32 | 11.16/11.16 |
| 2, <sup>[4]</sup> | Susanthika Jayasinghe    | SRI | 22.39 | 11.25/11.14 |
| 3, <sup>[3]</sup> | Merlene Ottey            | JAM | 22.40 | 11.14/11.26 |
| 4, <sup>[7]</sup> | Yekaterina Leshchova     | RUS | 22.50 | 11.46/11.04 |
| 5, <sup>[6]</sup> | Inger Miller             | USA | 22.52 | 11.26/11.26 |
| 6, <sup>[1]</sup> | Marina Trandenkova       | RUS | 22.65 | 11.53/11.12 |
| 7, <sup>[2]</sup> | Melinda Gainsford-Taylor | AUS | 22.73 | 11.45/11.28 |
| 8, <sup>[8]</sup> | Sylviane Félix           | FRA | 22.81 | 11.73/11.08 |

Ottey's record in this event at the World Championships had been extraordinary: second in 1983, third in 1987 and 1991, winner in 1993 and 1995. Sweeping into the straight (11.14 at 100) with a narrow lead over Pintusevich (11.16) and a metre clear at 150 she looked set to retain the title, but lost training through illness took its toll and she faded to third. Nevertheless, in beaming the oldest ever women's medallist she brought her World Championships medal tally to a record 14, the next best being ten by Carl Lewis.

Pintusevich, a revelation at this distance in 1997, made up for her disappointment in the 100m by taking the gold medal in 22.32, her best time at sea level, but a bigger surprise was the identity of the runner-up. Jayasinghe, who had never run faster than 22.95 before Athens, raised eyebrows with an Asian record of 22.44 in the first round and improved again to 22.33 behind Ottey in her semi. In the final she ran almost as quickly to become the first Sri Lankan to take a global medal since Duncan White was second for Ceylon in the 1948 Olympic 400m hurdles. That fleeting Asian record of 22.44 was tied by China's Li Xuemei in a later heat but she failed to survive the second round. Olympic Champion Pérec withdrew from her semi after pulling a muscle warming up.

#### First round (First 4 & 4 fastest to second round) (Aug 6)

**Heat 1: (0.0)** 1, Pintusevich 22.85; 2, Feagin 22.99; 3, Paschke 23.10; 4, Hewitt 23.18; 5, Merry 23.20; 6, Melissa Straker BAR 23.45; 7, Ameerah Bello ISV 24.31

**Heat 2: (0.0)** 1, Gainsford-Taylor 22.76; 2, Frazer 22.91; 3, Jacobs 23.23; 4, Ghosh 23.58; 5, Aida Diop SEN 23.71; 6, Danielle Perpoli ITA 23.96; Nadjina Kaltouma CHA DNS

**Heat 3: (-1.4)** 1, Pérec 22.87; 2, Trandenkova 22.94; 3, Koffa 22.97; 4, Yan 23.11; 5, Palacios 23.15; 6, Natalya Safronnikova BLR 23.66; 7, Svetlana Bodritskaya KAZ 23.96

**Heat 4: (1.8)** 1, Jayasinghe 22.44; 2, Leshchova 22.47; 3, Ottey 22.47; 4, Félix 22.71; 5, Pendareva 23.02; 6, Gabi Rockmeier GER 23.22; 7, Patricia Rodríguez COL 23.45; 8, Vernetta Lesforis LCA 24.27

**Heat 5: (-2.0)** 1, Cuthbert 23.08; 2, Davis 23.26; 3, Taplin 23.28; 4, Benth 23.33; 5, Marina Filipović YUG 23.54; 6, Heather Samuel ANT 23.93; 7, Sittina Djibirri COM 30.88; Natalya Voronova RUS DNF

**Heat 6: (-0.8)** 1, Miller 22.55; 2, Liu 22.99; 3, Campbell 23.00; 4, Jardim 23.04; 5, Hernesniemi 23.17; 6, Monika Gachevska BUL 23.55; 7, Dora Kyriakou CYP 24.08; 8, Laure Kuetey BEN 25.15

**Heat 7: (1.8)** 1, Li 22.44; 2, Benesova 22.76; 3, Sturupp 22.77; 4, Bikar 22.81; 5, Ladonna Antoine CAN 23.86; 6, Georgette Nkoma CMR 24.53; 7, Rossa Maira PNG 25.02; 8, Fanta Dao MLI 25.35

#### Second round (First 3 & 4 fastest to semi-finals) (Aug 6)

**Heat 1: (-2.4)** 1, Ottey 22.65; 2, Leshchova 22.91; 3, Koffa 23.05; 4, Li Xuemei CHN 23.06; 5, Lucrécia Jardim POR 23.16; 6, Hana Benesova CZE 23.34; 7, Lauren Hewitt AUS 23.53; 8, Katharine Merry GBR 23.98

**Heat 2: (0.3)** 1, Jayasinghe 22.47; 2, Trandenkova 22.63; 3, Cuthbert 22.83; 4, Yan Jiankui CHN 22.97; 5, Cheryl Taplin USA 23.07; 6, Chandar Sturupp BAH 23.07; 7, Katia Benth FRA 23.20; 8, Simmone Jacobs GBR 23.49

**Heat 3: (-3.1)** 1, Pérec 22.69; 2, Miller 22.85; 3, Frazer 22.92; 4, Pauline Davis BAH 23.13; 5, Melanie Paschke GER 23.22; 6, Felipa Palacios COL 23.34; 7, Alenka Bikar SLO 23.43; 8, Sanna Hernesniemi FIN 23.52

**Heat 4: (0.0)** 1, Gainsford-Taylor 22.45; 2, Félix 22.56; 3, Pintusevich 22.56; 4, Campbell 22.75; 5, Feagin 22.81; 6, Pendareva 22.90; 7, Liu 22.95; 8, Shanta Ghosh GER 23.62

#### Semi-finals (First 4 to final) (Aug 7)

**Heat 1: (-2.3)** 1, Miller 22.59; 2, Pintusevich 22.65; 3, Trandenkova 22.69; 4, Gainsford-Taylor 22.70; 5, Merlene Frazer JAM 22.81; 6, Juliet Campbell JAM 22.94; 7, Liu Xiaomei CHN 23.03; Marie-José Pérec FRA DNS

**Heat 2: (0.2)** 1, Ottey 22.26; 2, Jayasinghe 22.33; 3, Félix 22.57; 4, Leshchova 22.59; 5, Katerina Koffa GRE 22.70; 6, Zundra Feagin USA 22.92; 7, Juliet Cuthbert JAM 23.03; Petya Pendareva BUL DNS

### Seville 1999

#### Final (Aug 27) (0.6)

|                    |                  |     |       |             |
|--------------------|------------------|-----|-------|-------------|
| 1, <sup>[3]</sup>  | Inger Miller     | USA | 21.77 | 11.10/10.67 |
| 2, <sup>[8]</sup>  | Beverly McDonald | JAM | 22.22 | 11.28/10.94 |
| =3, <sup>[5]</sup> | Merlene Frazer   | JAM | 22.26 | 11.26/11.00 |
| <sup>[6]</sup>     | Andrea Philipp   | GER | 22.26 | 11.26/11.00 |
| 5, <sup>[4]</sup>  | Debbie Ferguson  | BAH | 22.28 | 11.17/11.11 |
| 6, <sup>[7]</sup>  | Fatima Yusuf     | NGR | 22.42 | 11.37/11.05 |
| 7, <sup>[1]</sup>  | Lauren Hewitt    | AUS | 22.53 | 11.42/11.11 |
| 8, <sup>[2]</sup>  | Juliet Campbell  | JAM | 22.64 | 11.50/11.14 |

A shadow was cast over the event when Jones, an odds-on favourite to complete a sprint double, suffered a spasm in her back during her semi-final, collapsed and was stretched off the track. There had been an earlier setback when defending champion Pintusevich-Block failed to start in her quarter-final, while Merlene Ottey, a medallist at this distance at all six previous editions of the World Championships and still a contender, withdrew after a positive doping test for nandrolone was revealed. Despite all that, the final produced a worthy champion in Miller, who after moving to eighth on the world all-time list over 100m with 10.79 became the 11th swiftest ever at 200m as she improved from 22.10 to 21.77 and won by the biggest margin in a global 200 since Fanny Blankers-Koen at the 1948 Olympics. She ran the first 100m in 11.10, the second in 10.67.

McDonald, drawn in lane 8 but finishing in lane 9, clocked a personal best of 22.22 for silver with Frazer and Philipp dead-heating for the bronze.

#### First round (First 4 & 4 fastest to second round) (Aug 24)

**Heat 1: (0.4)** 1, Van Heer 22.67; 2, Philipp 22.73; 3, Sturupp 23.18; 4, Kóffa 23.25; 5, Maduaka 23.27; 6, Hana Benesová CZE 23.84

**Heat 2: (-0.1)** 1, McDonald 22.52; 2, Hurtis 22.69; 3, Perry 22.97; 4, Gevaert 23.21; 5, Mani 23.37; 6, Heide Sejerling RSA 23.59; 7, Lineo Shoai LES 25.70

**Heat 3: (-0.4)** 1, Miller 22.92; 2, Trandenkova 23.04; 3, Campbell 23.07; 4, de Moura 23.34; 5, Aida Diop SEN 23.38; 6, Louise Ayetotche CIV 23.54; 7, Julia Alba ESP 23.73

**Heat 4: (-0.3)** 1, Frazer 22.80; 2, Hewitt 22.88; 3, Bikar 22.98; 4, Möller 23.16; 5, Pintusevich-Block 23.19; Irina Privalova RUS DNS

**Heat 5: (0.2)** 1, Ferguson 22.68; 2, Safronnikova 22.85; 3, Goncharenko 22.89; 4, Peris-Kneebone 22.93; 5, Mulrain 23.07; 6, Ciara Sheehy IRL 23.54; 7, Marcia Daniel DMA 24.88



**Heat 6: (0.5)** 1, Jones 22.69; 2, Yusuf 22.72; 3, Levorato 22.91; 4, Palacios 23.20; 5, Darsha Damayanthi SRI 23.57; 6, M'Mah Touré GUI 26.35; Heather Samuel ANT DNS

**Heat 7: (-0.7)** 1, Nku 22.84; 2, Radecka 23.01; 3, Hartman 23.27; 4, Bloomfield 23.31; 5, Sanna Kyllönen FIN 23.43; 6, Lyubov Perepelova UZB 23.74; Savatheda Fynes BAH DNS

#### Second round (First 4 to semi-finals) (Aug 24)

**Heat 1: (0.0)** 1, Jones 22.45; 2, Frazer 22.48; 3, Hewitt 22.73; 4, Sturup 22.84; 5, Sabrina Mulrain GER 22.90; 6, Zuzanna Radecka POL 22.96; 7, Lucimar de Moura BRA 23.14; 8, Wendy Hartman RSA 23.28

**Heat 2: (1.1)** 1, McDonald 22.26; 2, Yusuf 22.28; 3, Hurtis 22.31; 4, Levorato 22.60; 5, Nanceen Perry USA 22.61; 6, Esther Möller GER 22.85; 7, Myriam Mani CMR 23.14; 8, Kim Gevaert BEL 23.16

**Heat 3: (-0.1)** 1, Miller 22.49; 2, Goncharenko 22.77; 3, Philipp 22.81; 4, Van Heer 22.89; 5, Katerina Kóffa GRE 23.28; 6, Joice Maduaka GBR 23.33; 7, Felipa Palacios COL 23.46; Alenka Bikar SLO DNS

**Heat 4: (0.6)** 1, Ferguson 22.53; 2, Campbell 22.69; 3, Safronnikova 22.74; 4, Peris-Kneebone 22.76; 5, Marina Trandenkova RUS 22.82; 6, Mercy Nku NGR 22.83; 7, Christine Bloomfield GBR 23.35; Zhanna Pintusevich-Block UKR DNS

**Semi-finals (First 4 to final) (Aug 25)**  
**Heat 1: (1.8)** 1, Miller 22.17; 2, Philipp 22.25; 3, McDonald 22.26; 4, Yusuf 22.44; 5, Muriel Hurtis FRA 22.52; 6, Svetlana Goncharenko RUS 22.68; 7, Manuela Levorato ITA 22.70; 8, Nova Peris-Kneebone AUS 22.74

**Heat 2: (0.5)** 1, Frazer 22.18; 2, Ferguson 22.34; 3, Campbell 22.50; 4, Hewitt 22.54; 5, Tania Van Heer AUS 22.57; 6, Chandra Sturup BAH 22.75; 7, Natalya Safronnikova BLR 23.16; Marion Jones USA DNF

## X Edmonton 2001

### Final (Aug 10) (-0.8)

|                           |     |            |                   |
|---------------------------|-----|------------|-------------------|
| 1, [4] Debbie Ferguson    | BAH | 22.52      | 11.1/11.5         |
| 2, [7] LaTasha Jenkins    | USA | 22.85      | 11.3/11.6         |
| 3, [1] Cydonie Mothersill | CAY | 22.88      | 11.3/11.6         |
| 4, [2] Juliet Campbell    | JAM | 22.99      | 11.3/11.7         |
| 5, [8] Alenka Bikar       | SLO | 23.00      | 11.3/11.7         |
| 6, [6] Myriam Mani        | CMR | 23.15      | 11.3/11.9         |
| [5] Marion Jones          | USA | DQ (r40.9) | 10.9/11.5 (22.39) |
| [3] Kelli White           | USA | DQ (r40.9) | 11.2/11.4 (22.56) |

**Rightful finalists:** Mary Onyali NGR & Damayanthi Darsha SRI

Marion Jones finally won a world 200m title, but was not as convincing as had been expected before the championships. After the semis it looked as if Ferguson might just upset Jones as Zhanna Pintusevich-Block had in the 100m. Off the bend, the Bahamian was within striking distance, but Jones stayed in front and instead it was Ferguson who came under pressure from White, who had the fastest finish of all.

As detailed under reports of the 2001 and 2003 100 metres, both White, then Jones were retroactively disqualified after each admitted doping violations going back to 2000. For Jones was the dubious distinction of winning the earliest women's World Championship gold to be then disqualified. She initially claimed her 200m title in Edmonton just one day before that of the guilty Russian discus thrower Natalia Sadova.

### First round (First 4 & 4 fastest to semi-finals) (Aug 8)

**Heat 1: (0.2)** 1, Darsha 22.88; 2, Rockmeier 23.01; 3, Gevaert 23.10; 4, Khabarova 23.25; 5, Safronnikova 23.30; 6, Liliana Allen MEX 23.32; 7, Aleen Bailey JAM 23.70; 8, Kaitinano Mwemweata KRI 28.76

**Heat 2: (0.8)** 1, McDonald 22.73; 2, Diop 22.91; 3, Hewitt 23.07; 4, LaDonna Antoine CAN 23.76; 5, Gabriela Patterson CRC 24.37; 6, Ann Mooney PNG 25.34; Susanthika Jayasinghe SRI DQ (r163.3); White DQ (r40.9) (22.65)

**Heat 3: (0.3)** 1, Ferguson 23.00; 2, Reilly 23.02; 3, Ayétotché 23.15; 4, Lyubov Perepelova UZB 24.03; 5, Karin Mayr AUT 24.38; 6, Ekundayo Williams SLE 25.35; Jones DQ (r40.9) (22.70); Yekaterina Leshchova RUS DQ (r40.1) (24.06)

**Heat 4: (-0.7)** 1, Jenkins 22.82; 2, Mani 22.82; 3, Onyali 22.87; 4, Manninen 22.93; 5, Rockmeier 22.95; 6, Dia 23.07; Valma Bass SKN & Kaltouma Nadjina CHA DNS

**Heat 5: (1.2)** 1, Mothersill 22.54; 2, Campbell 22.88; 3, Bikar 22.93; 4, Miller 22.98; 5, Levorato 23.23; 6, Felipa Palacios COL 23.40; 7, Natasha Mayers VIN 24.91; 8, Marcia Daniel DMA 25.04

### Semi-finals (First 2 & 2 fastest to final) (Aug 9)

**Heat 1: (0.3)** 1, Campbell 22.68; 2, Damayanthi Darsha SRI 22.88; 3, Birgit Rockmeier GER 22.97; 4, Johanna Manninen FIN 23.11; 5, Manuela Levorato ITA 23.13; 6, Fabé Dia FRA 23.14; 7, Kim Gevaert BEL 23.29; Jones DQ (r40.9) (22.40)

**Heat 2: (-0.1)** 1, Mani 22.59; 2, Jenkins 22.63; 3, Mothersill 22.63; 4, Bikar 22.76; 5, Aïda Diop SEN 22.94; 6, Natalya Safronnikova BLR 23.02; 7, Lauren Hewitt AUS 23.05; 8, Louise Ayétotché CIV 23.47

**Heat 3: (-0.3)** 1, Ferguson 22.39; 2, Mary Onyali NGR 22.80; 3, Inger Miller USA 22.82; 4, Beverly McDonald JAM 22.84; 5, Sarah Reilly IRL 23.24; 6, Irina Khabarova RUS 23.43; Gabi Rockmeier GER DNF; White DQ (r40.9) (22.54)

## X

## Paris 2003

### Final (Aug 28) (-0.3)

|                                 |     |                    |
|---------------------------------|-----|--------------------|
| 1, [5] Anastasiya Kapachinskaya | RUS | 22.38              |
| 2, [2] Torri Edwards            | USA | 22.47              |
| 3, [4] Muriel Hurtis            | FRA | 22.59              |
| 4, [8] Beverly McDonald         | JAM | 22.95              |
| 5, [1] Natalya Safronnikova     | BLR | 22.98              |
| 6, [7] Anzhela Kravchenko       | UKR | 23.00              |
| [6] Kelli White                 | USA | DQ (r40.1) (22.05) |
| [3] Zhanna Block                | UKR | DQ (r40.9) (22.92) |

**Rightful finalists:** Lauren Hewitt AUS & Mary Onyali NGR

White was a commanding winner of the final in 22.05, but this was to count for nothing when it emerged that she had failed a doping control test in Paris and had indeed been committing doping offences since 2000 (see report of the Paris women's 100m). The gold reverted to Kapachinskaya, who had made up three places in the finishing straight. Edwards was named as silver medallist with Hurtis (originally a distraught fourth) taking the bronze.

Unfortunately, it must be noted that both Kapachinskaya and Edwards committed doping violations in early 2004, and each began serving bans of two years. Block, originally fifth, then fourth, also ended up disqualified from Paris as a result of the Balco scandal.

### First round (First 4 & 8 fastest to second round) (Aug 26)

**Heat 1: (-0.6)** 1, Félix 23.29; 2, Manninen 23.43; 3, Felix 23.46; 4, Díaz 23.47; 5, Virgil Hodge SKN 24.17; 6, Yana Kolpakova AZE 27.74; Block DQ (23.13)

**Heat 2: (0.3)** 1, Hurtis 22.51; 2, Anim 23.08; 3, Goncharenko 23.18; 4, Ferguson 23.18; 5, Cripps 23.29; 6, Murillo 23.48; 7, Thi Huong Vu VIE 24.63

**Heat 3: (0.2)** 1, Maydanova 23.03; 2, McDonald 23.11; 3, Mayr-Krifka 23.25; 4, Oyepitan 23.30; 5, Valma Bass ISV 24.16; 6, Mae Koime PNG 26.03; White DQ (r40.1) (22.97)

**Heat 4: (-0.7)** 1, Kravchenko 22.78; 2, Edwards 22.83; 3, Gevaert 22.92; 4, Maduaka 23.11; 5, Safronnikova 23.20; 6, Feraez 23.85; 7, Karla Hernández ESA 25.97

**Heat 5: (-0.4)** 1, Kapachinskaya 22.90; 2, Bailey 22.98; 3, Nku 23.17; 4, Pacholak 23.39; 5, Pillay 23.47; 6, Lineo Shoai LES 25.63; Susanthika Jayasinghe SRI

**Heat 6: (0.1)** 1, Onyali 22.80; 2, Mothersill 22.84; 3, Hewitt 23.01; 4, Poelman 23.22; 5, Ottey 23.24; 6, Lucia Ivanová SVK 24.12; 7, Kerina Hughes AIA 27.16

### Semi-finals (First 4 to semi-finals) (Aug 26)

**Heat 1: (0.0)** 1, Edwards 22.66; 2, Kravchenko 22.81; 3, Anim 22.95; 4, McDonald 22.96; 5, Merlene Ottey SLO 23.22; 6, Johanna Manninen FIN 23.42; 7, Anna Pacholak POL 23.43; Digna Luz Murillo COL DNS

**Heat 2: (-0.2)** 1, Kapachinskaya 22.73; 2, Gevaert 22.91; 3, Maydanova 22.93; 4, Debbie Ferguson BAH 22.98; 5, Abiodun Oyepitan GBR 23.42; 6, Jacqueline Poelman NED 23.51; White DQ (r40.1) (22.67); Sharon Cripps AUS DNS

**Heat 3: (-0.3)** 1, Hurtis 22.70; 2, Safronnikova 22.96; 3, Nku 23.16; 4, Mothersill 23.29; 5, Svetlana Goncharenko RUS 23.29; 6, Allyson Felix USA 23.33; 7, Fabienne Feraez BEN 24.17; Aleen Bailey JAM DNF

**Heat 4: (0.1)** 1, Onyali 22.73; 2, Hewitt 23.10; 3, Díaz 23.21; 4, Sylviane Félix FRA 23.27; 5, Karin Mayr-Krifka AUT 23.30; 6, Geraldine Pillay RSA 23.39; 7, Joice Maduaka GBR 23.51. Block DQ (r40.9) (22.67)

### Semi-finals (First 4 to final) (Aug 26)

**Heat 1: (-0.1)** 1, Kravchenko 22.66; 2, McDonald 22.92; 3, Mary Onyali NGR 22.97; 4, Lauren Hewitt AUS 23.07; 5, Roxana Díaz CUB 23.12; 6, Vida Anim GHA 23.16; White DQ (r40.1) (22.50); Block DQ (r40.9) (22.61)

**Heat 2: (-0.2)** 1, Hurtis 22.41; 2, Kapachinskaya 22.43; 3, Edwards 22.44; 4, Safronnikova 22.76; 5, Kim Gevaert BEL 22.86; 6, Maryna Maydanova UKR 22.91; 7, Cydonie Mothersill CAY 23.07; 8, Mercy Nku NGR 23.62

## Helsinki 2005

### Final (Aug 12) (0.2)

|                           |     |       |
|---------------------------|-----|-------|
| 1, [6] Allyson Felix      | USA | 22.16 |
| 2, [4] Rachele Smith      | USA | 22.31 |
| 3, [5] Christine Arron    | FRA | 22.31 |
| 4, [7] Veronica Campbell  | JAM | 22.38 |
| 5, [2] LaTasha Colander   | USA | 22.66 |
| 6, [8] Yuliya Gushchina   | RUS | 22.75 |
| 7, [3] Kim Gevaert        | BEL | 22.86 |
| 8, [1] Cydonie Mothersill | CAY | 23.00 |

Having beaten Campbell the month before Helsinki, Felix was the favourite, but was edged in her heat by the surprising Gushchina, who put up the fastest time of the first round with 22.53. Arron showed good 200m form for the first time in a major championship in winning the first semi-final in 22.45 into a 2.7 wind, cruising through 100 in 11.3



and coasting home impressively. Felix won the other semi-final in 22.90 – this into a 4.0 wind, with Olympic Champion Campbell placing third behind Gevaert, and so not qualifying for one of the seeded middle lanes.

Campbell was drawn in lane seven for the final, and she blasted out of the blocks, and powered the curve, leading from Arron and Felix by a metre at halfway. However, Campbell had taken the bend too quickly and she ran almost 20m of the straight in lane 8 – fortunately without impeding Gushchina. At 150m, Arron took the lead from Campbell, but the French star was again trying to force her stride. Felix, by contrast, was displaying her relaxed power, and she flowed away over the last 25m. Smith, two metres down on Campbell at halfway, zipped by her with 10m to go and just caught Arron on the line for the silver medal. At 19 years 267 days Felix became the youngest winner – man or woman – of a world sprint title.

#### First round (First 3 & 4 fastest to semi-finals) (Aug 10)

**Heat 1: (-2.5)** 1, Mothersill 23.72; 2, Colander 23.89; 3, Jones 24.12; 4, Lauren Hewitt AUS 24.20; 5, Sheri-Ann Brooks JAM 24.20; 6, Yelena Bolsun RUS 24.30; 7, Karin Mayr-Krifka AUT 24.61

**Heat 2: (-1.1)** 1, Gushchina 22.53; 2, Felix 22.68; 3, Gevaert 22.78; 4, Sologub 23.16; 5, Maydanova 23.31; 6, Tracy Joseph CRC 24.84; 7, Gertrudis Luna GEQ 26.28

**Heat 3: (-3.2)** 1, Feraez 23.72; 2, Khabarova 23.78; 3, Smith 23.78; 4, Christine Amertill BAH 23.88; 5, Vida Anim GHA 24.16; 6, Mae Koime PNG 25.31; 7, Geinile Moyang SWZ 27.79

**Heat 4: (0.3)** 1, Arron 22.89; 2, Campbell 23.28; 3, de Moura 23.36; 4, Pillay 23.58; 5, Bikar 23.77; 6, Mercy Nku NGR 23.99

#### Semi-finals (First 4 to final) (Aug 11)

**Heat 1: (-2.7)** 1, Arron 22.45; 2, Smith 22.69; 3, Colander 22.69; 4, Mothersill 23.13; 5, Irina Khabarova RUS 23.26; 6, Lucimar de Moura BRA 23.42; 7, Maryna Maydanova UKR 23.78; 8, Geraldine Pillay RSA 24.22

**Heat 2: (-4.0)** 1, Felix 22.90; 2, Gevaert 22.97; 3, Campbell 23.02; 4, Gushchina 23.10; 5, Fabienne Feraez BEN 23.29; 6, Natalia Sologub BLR 23.62; 7, Laverne Jones ISV 23.62; 8, Alenka Bikar SLO 23.94

## Osaka 2007

### Final (Aug 31) (1.7)

|        |                       |     |       |             |
|--------|-----------------------|-----|-------|-------------|
| 1, [5] | Allyson Felix         | USA | 21.81 | 11.15/10.66 |
| 2, [6] | Veronica Campbell     | JAM | 22.34 | 11.10/11.24 |
| 3, [8] | Susanthika Jayasinghe | SRI | 22.63 | 11.45/11.18 |
| 4, [3] | Torri Edwards         | USA | 22.65 | 11.30/11.40 |
| 5, [7] | Sanya Richards        | USA | 22.70 | 11.50/11.20 |
| 6, [4] | Aleen Bailey          | JAM | 22.72 | 11.40/11.30 |
| 7, [9] | LaShauntea Moore      | USA | 22.97 | 11.50/11.50 |
| 8, [2] | Cydonie Mothersill    | CAY | 23.08 | 11.70/11.40 |

Defending champion Felix was the favourite, having run 22.18 in 2007, a fifth of a second quicker than her rivals. Richards, who had failed to make the US squad in the 400m but was second to Felix in the US 200m, was fastest in round two.

Campbell and Felix ran together over the first 100m of the final, with Campbell just ahead at the halfway point, 11.10 to 11.15, but Felix then moved away, generating more smooth power than one could have expected from an athlete measuring only 1.68m/53Kg. By the finish, she was a full five metres clear of Campbell, while Jayasinghe again amazed, beating both Edwards and Richards for the bronze medal. Felix's time of 21.81 was the fastest of the 21st century, the best time since Inger Miller's 21.77 in 1999. Her winning margin was the greatest at this level since 1948.

#### First round (First 4 & 8 fastest to second round) (Aug 29)

**Heat 1: (1.1)** 1, Felix 22.50; 2, Jayasinghe 22.55; 3, Fletcher 22.94; 4, Díaz 23.06; 5, Harrigan 23.46; 6, Myriam Mani CMR 23.66

**Heat 2: (-0.2)** 1, Moore 22.93; 2, Ferguson McKenzie 23.07; 3, Bolsun 23.11; 4, Rodriguez 23.96; 5, Kay Khine Lwin MYA 24.50; 6, Abdikarim Sheikh Fowzio SOM 30.87; Emily Freeman GBR (162.7)

**Heat 3: (1.9)** 1, Naimova 22.84; 2, Jones 23.03; 3, Chermoshanskaya 23.21; 4, Shtanhyeyeva 23.23; 5, Pillay 23.39; 6, Gretta Taslakian LBN 24.35

**Heat 4: (-0.8)** 1, Richards 22.74; 2, Mothersill 22.86; 3, Bailey 22.94; 4, Anim 23.16; 5, Khubbieva 23.25; 6, Ayétotché 23.34; 7, Klocek 23.38; 8, Kirsten Nieuwendam SUR 24.52

**Heat 5: (0.8)** 1, Hurtis-Houairi 22.83; 2, Gevaert 22.91; 3, Hodge 23.00; 4, Tschirch 23.30; 5, Palacios 23.32; 6, Chebanu 23.40; 7, Kadiatou Camara MLI 23.48

**Heat 6: (0.2)** 1, Campbell 22.87; 2, Edwards 22.90; 3, Maduaka 23.22; 4, Affoué 23.24; 5, Rusakova 23.24; 6, Ionela Tîrlea ROU 23.48; 7, Sakie Nobuoka JPN 23.74

#### Second round (First 4 to semi-finals) (Aug 29)

**Heat 1: (-0.2)** 1, Richards 22.31; 2, Jayasinghe 22.55; 3, Hodge 22.84; 4, Jones 23.03; 5, Yuliya Chermoshanskaya RUS 23.15; 6, Yelena Chebanu UKR 23.21; 7, Felipa Palacios COL 23.24; 8, Cathleen Tschirch GER 23.50

**Heat 2: (0.7)** 1, Felix 22.61; 2, Bolsun 22.80; 3, Mothersill 22.82; 4, Gevaert 22.96; 5, Guzel Khubbieva UZB 23.28; 6, Tahesia Harrigan IVB 23.52; 7, Joice Maduaka GBR 23.62; 8, Zudikey Rodriguez MEX 24.31

**Heat 3: (-0.4)** 1, Campbell 22.55; 2, Edwards 22.62; 3, Naimova 22.87; 4, Fletcher 23.02; 5, Iryna Shtanhyeyeva UKR 23.17; 6, Ewelina Klocek POL 23.26; 7, Vida Anim GHA 23.47; 8, Louise Ayétotché CIV 23.60

**Heat 4: (-0.5)** 1, Bailey 22.60; 2, Moore 22.71; 3, Díaz 22.79; 4, Ferguson McKenzie 22.81; 5, Muriel Hurtis-Houairi FRA 22.86; 6, Natalia Rusakova RUS 22.97; 7, Amandine Allou Affoué CIV 23.46; 8, Geraldine Pillay RSA 23.55

#### Semi-finals (First 4 to final) (Aug 30)

**Heat 1: (0.8)** 1, Felix 22.21; 2, Campbell 22.44; 3, Edwards 22.51; 4, Mothersill 22.78; 5, Sherry Fletcher GRN 22.96; 6, Yelena Bolsun RUS 23.01; 7, Virgil Hodge SKN 23.06; Kim Gevaert BEL DNS

**Heat 2: (-0.4)** 1, Richards 22.50; 2, Bailey 22.65; 3, Jayasinghe 22.66; 4, Moore 22.73; 5, Tezdzhan Naimova BUL 22.88; 6, Roxana Díaz CUB 22.98; 7, Debbie Ferguson McKenzie BAH 23.27; 8, LaVerne Jones ISV 23.34

## Berlin 2009

### Final (Aug 21) (-0.1)

|        |                          |     |       |             |
|--------|--------------------------|-----|-------|-------------|
| 1, [6] | Allyson Felix            | USA | 22.02 | 11.16/10.86 |
| 2, [5] | Veronica Campbell-Brown  | JAM | 22.35 | 11.14/11.21 |
| 3, [4] | Debbie Ferguson-McKenzie | BAH | 22.41 | 11.29/11.12 |
| 4, [3] | Muna Lee                 | USA | 22.48 | 11.25/11.23 |
| 5, [8] | Anneisha McLaughlin      | JAM | 22.62 | 11.43/11.19 |
| 6, [7] | Simone Facey             | JAM | 22.80 | 11.39/11.41 |
| 7, [2] | Emily Freeman            | GBR | 22.98 | 11.47/11.51 |
| 8, [1] | Eleni Artymata           | CYP | 23.05 | 11.70/11.31 |

Campbell-Brown, ideally drawn one lane inside Felix, was about half a metre up on the American after 50m, but the defending champion was catching her, and did so just after halfway. Her long graceful stride took her a metre clear at 150m (16.37 to 16.49), and this extended to 3m by the finish, as Ferguson-McKenzie gained a metre on Campbell-Brown over the last 50m to pass Lee for the bronze medal.

The race marked the fourth time in five global championships that the first two medals had been taken by the Felix/Campbell-Brown duo, and the first time that any woman had won three consecutive world golds.

#### First round (First 3 & 6 fastest to semi-finals) (Aug 19)

**Heat 1: (0.3)** 1, Facey 22.83; 2, C Williams 23.08; 3, Danois 23.29; 4, Chisato Fukushima JPN 23.40; 5, Darlenis Obregón COL 23.42; 6, Andreea Ograzeanu ROU 23.42; 7, Nomvula Dlamini SWZ 25.70; Munira Saleh SYR DNF

**Heat 2: (0.1)** 1, Lee 22.76; 2, Baptiste 23.00; 3, Gushchina 23.07; 4, Hodge 23.34; 5, Carol Rodríguez PUR 23.54; 6, Sabina Veit SLO 23.77; 7, Sunayna Wahi SUR 24.74; 8, Saria Traboulsi LBN 26.90

**Heat 3: (0.0)** 1, Felix 22.88; 2, M Williams 22.96; 3, Z Williams 23.27; 4, Zaytseva 23.28; 5, Adrienne Power CAN 23.38; 6, Momoko Takahashi JPN 23.61; 7, Selloane Tsoaeli LES 28.34; Al-Gasara DQ (r40.9) (23.34)

**Heat 4: (0.3)** 1, Hooker 22.51; 2, Ferguson-McKenzie 22.71; 3, Artymata 22.83; 4, Bolsun 23.06; 5, Alena Kievich BLR 23.59; 6, Iveta Lalova BUL 23.60; 7, Meritzer Williams SKN 23.72

**Heat 5: (0.1)** 1, Mothersill 22.69; 2, McLaughlin 22.91; 3, Jones-Ferrette 22.97; 4, Anim 23.33; 5, Isabel Le Roux RSA 23.61; 6, Makelesi Batimala FIJ 24.13; 7, Damola Osayomi NGR 24.24

**Heat 6: (0.0)** 1, Campbell-Brown 23.01; 2, Freeman 23.10; 3, Borlée 23.25; 4, Ferguson 23.35; 5, Guzel Khubbieva UZB 23.61; 6, Jade Bailey BAR 23.84

#### Semi-finals (First 2 & 2 fastest to final) (Aug 16)

**Heat 1: (0.5)** 1, Ferguson-McKenzie 22.24; 2, Campbell-Brown 22.29; 3, Freeman 22.64; 4, Artymata 22.64; 5, Johanna Danois FRA 23.03; 6, Yelena Bolsun RUS 23.27; Marshvet Hooker USA DNF; Rakia Al-Gasara BRN DQ (r40.9) (23.26)

**Heat 2: (0.3)** 1, Felix 22.44; 2, McLaughlin 22.55; 3, LaVerne Jones-Ferrette ISV 22.74; 4, Cydonie Mothersill CAY 22.80; 5, ChaRonda Williams USA 22.81; 6, Olga Zaytseva SUR 23.19; 7, Sheniqa Ferguson BAH 23.40; 8, Tameka Williams SKN 23.47

**Heat 3: (0.5)** 1, Lee 22.30; 2, Facey 22.58; 3, Monique Williams NZL 22.90; 4, Kelly-Ann Baptiste TTO 22.96; 5, Virgil Hodge SKN 23.19; 6, Yulia Gushchina RUS 23.24; 7, Vida Anim GHA 23.36; 8, Olivia Borlée BEL 23.42

## Daegu 2011

### Final (Sep 2) (-1.0)

|        |                         |     |       |             |
|--------|-------------------------|-----|-------|-------------|
| 1, [5] | Veronica Campbell-Brown | JAM | 22.22 | 11.03/11.19 |
| 2, [4] | Carmelita Jeter         | USA | 22.37 | 11.15/11.22 |
| 3, [3] | Allyson Felix           | USA | 22.42 | 11.31/11.11 |

|         |                          |     |       |            |
|---------|--------------------------|-----|-------|------------|
| 4, [6]  | Shalonda Solomon         | USA | 22.61 | 11.4 /11.2 |
| 5, [8]  | Kerron Stewart           | JAM | 22.70 | 11.4 /11.3 |
| 6, [11] | Debbie Ferguson-McKenzie | BAH | 22.96 | 11.7 /11.3 |
| 7, [2]  | Hyrstyna Stuy            | UKR | 23.02 | 11.7 /11.3 |
| 8, [7]  | Sherone Simpson          | JAM | 23.17 | 11.5 /11.7 |

The two principle questions before the event were a) would Felix be able to double up after the 400m, and b) would Campbell-Brown be able to finally beat Felix in the World Championships after three defeats. The two were drawn together in the third of the semi-finals, but even though Felix lost that race she still ended up in the draw for the best lanes in the final because she had the quickest losing time.

Campbell-Brown seared around the curve in the final, opening up a two-metre gap at halfway over Jeter (11.03 to 11.15), with Felix another one and half metres back. Jeter closed to within half a metre before VCB drew away to win. Felix also closed strongly but remained in third place. It was clear that Campbell-Brown had peaked perfectly to take the one major title that had eluded her, and that Felix's silver medal effort over 400m had taken away some of her customary sharpness.

#### First round (First 4 & 4 fastest to semi-finals) (Sep 1)

**Heat 1: (-0.1)** 1, Soumaré 22.71; 2, Stewart 22.83; 3, Gushchina 22.88; 4, Smith 23.09; 5, Fukushima 23.25; 6, Jeneba Tarmoh USA 23.60; 7, Seyha Chan CAM 26.34; Ramona van der Vloot SUR DNS

**Heat 2: (-0.5)** 1, Jeter 22.68; 2, Simpson 22.94; 3, Savlinis 23.09; 4, Bryzgina 23.70 (23.692); 5, Vanda Gomes BRA 23.70 (23.700); 6, Viktoriya Zybalkina KAZ 24.09; 7, Mary Jane Vincent MRI 25.20; Blessing Okagbare NGR DNS

**Heat 3: (-0.3)** 1, Schippers 22.69; 2, Felix 22.71; 3, Silva 22.96; 4, Redhead 23.11; 5, Peter 23.17; 6, Endurance Abinuwa NGR 23.53; 7, Phumlile Ndzinisa SWZ 24.15; 8, Afa Ismail MDV 26.48

**Heat 4: (0.3)** 1, Solomon 22.69; 2, Ryemyen 22.77; 3, Selvon 22.89; 4, Strachan 23.20; 5, Casabona 23.21; 6, Anna Kielbasińska POL 23.34; 7, Kimberly Hyacinthe CAN 23.83; 8, Hinikissia Ndikeri CHA 24.81

**Heat 5: (-0.2)** 1, Campbell-Brown 22.46; 2, Lalova 22.62; 3, Ferguson-McKenzie 22.86; 4, Stuy 22.92; 5, Onuora 22.93; 6, Moa Hjelmer SWE 23.31; 7, Maryam Toosi IRI 24.17; 8, Fanny Shonobi GAM 25.55

#### Semi-finals (First 2 & 2 fastest to final) (Sep 1)

**Heat 1: (-0.7)** 1, Jeter 22.47; 2, Simpson 22.88; 3, Mariya Ryemyen UKR 22.94; 4, Ana Cláudia Silva BRA 22.97; 5, Myriam Soumaré FRA 23.02; 6, Nivea Smith BAH 23.06; 7, Nelkis Casabona CUB 23.32; 8, Chisato Fukushima JPN 23.52

**Heat 2: (-0.1)** 1, Solomon 22.46; 2, Stewart 22.77; 3, Stuy 22.79; 4, Ferguson-McKenzie 22.85; 5, Dafne Schippers NED 22.92; 6, Yyelizaveta Savlinis RUS 23.04; 7, Anyika Onuora GBR 23.08; 8, Allison Peter ISV 23.56

**Heat 3: (-1.8)** 1, Campbell-Brown 22.53; 2, Felix 22.67; 3, Ivet Lalova BUL 23.03; 4, Kai Selvon TTO 23.11; 5, Yulia Gushchina RUS 23.26; 6, Janelle Redhead GRN 23.57; 7, Anthonique Strachan BAH 23.85; Yyelizaveta Bryzgina UKR DNF

## Moscow 2013

### Final (Aug 16) (-0.3)

|         |                         |     |                |
|---------|-------------------------|-----|----------------|
| 1, [4]  | Shelly-Ann Fraser-Pryce | JAM | 22.17          |
| 2, [6]  | Murielle Houré          | CIV | 22.32 (22.313) |
| 3, [5]  | Blessing Okagbare       | NGR | 22.32 (22.319) |
| 4, [7]  | Shaunae Miller          | BAH | 22.74          |
| 5, [11] | Jeneba Tarmoh           | USA | 22.78          |
| 6, [2]  | ChaRonda Williams       | USA | 22.81          |
| 7, [8]  | Mariya Ryemyen          | UKR | 22.84          |
| [3]     | Allyson Felix           | USA | DNF            |

Fraser-Pryce gained about a metre on a Felix in the first 40m of the final, at which point Felix screamed in pain before dropping to the ground with a tear to her right hamstring. The Jamaican led by over a metre into the straight and won by 1½ metres over Houré, who kept her form well to just hold off Okagbare by 0.006. The winner said afterwards "I hope to God that Allyson comes back really quickly ... you know she is someone you have to look for when you are competing". Fraser-Pryce's sprint double was the first by a woman since the disgraced Katrin Krabbe in 1991.

A sad postscript was the doping disqualification of semi-finalist Bryzgina, whose parents had both won World Championship and Olympic medals for the USSR and/or Ukraine.

### First round (First 3 & 3 fastest to semi-finals) (Aug 15)

**Heat 1:** (0.0) 1, Duncan 22.84; 2, Danois 23.00; 3, Latvala 23.07; 4, Gloria Hooper ITA 23.10; 5, Ana Cláudia Silva BRA 23.31; 6, Moa Hjelmer SWE 23.33; 7, Janet Amponsah GHA 24.07

**Heat 2:** (0.1) 1, Okagbare 22.79; 2, C Williams 22.83; 3, Hyacinthe 23.19; 4, Marika Popowicz POL 23.22; 5, Kineke Alexander VIN 23.42; 6, Viktoriya Zybalkina KAZ 24.47; Ángela Tenorio ECU DNS

**Heat 3:** (0.0) 1, Miller 22.72; 2, Hall 23.25; 3, Belibasáki 23.41; 4, Andreea Ogrăzeanu ROU 23.83; 5, Isidora Jiménez CHI 24.06; 6, Afa Ismail MDV 26.16; Crystal Emmanuel CAN DQ (r163.3a) (23.14); Yelena Ryabova TKM DQ (r40.1) (24.61)

**Heat 4:** (0.0) 1, Fraser-Pryce 22.78; 2, Selvon 23.14; 3, Franciela Krasucki BRA 23.20; 4, Justine Palframan RSA 23.64; 5, Chisato Fukushima JPN 23.85; 6, Melissa Breen AUS 23.95; Yelizaveta Bryzgina UKR DQ (r40.1) (22.84)

**Heat 5:** (-0.1) 1, Ryemyen 22.63; 2, Strachan 22.66; 3, Guion-Firmin 22.91; 4, Anyika Onuora GBR 23.36; 5, Olga Safronova KAZ 23.83; 6, Eleni Artymata CYP 24.07; 7, Toea Wisil PNG 24.23

**Heat 6:** (0.3) 1, Felix 22.59; 2, McLaughlin 22.78; 3, Soumaré 22.83; 4, J Williams 23.00; 5, Nivea Smith BAH 23.25; 6, Yelizaveta Savlinis RUS 23.27; 7, Dana Abdulrazak IRQ 24.57

**Heat 7:** (0.4) 1, Houré 22.66; 2, Stuy 22.86; 3, Tarmoh 22.88; 4, Lalova 22.92; 5, Sánchez 23.05; 6, Mujinga Kambundji SUI 23.24; 7, Karene King IVB 23.97

### Semi-finals (First 2 & 2 fastest to final) (Aug 15)

**Heat 1:** (0.0) 1, Houré 22.46; 2, Miller 22.64; 3, Tarmoh 22.70; 4, Ivet Lalova BUL 22.81; 5, Johanna Danois FRA 23.15; 6, Mariá Belibasáki GRE 23.46; 7, Anneisha McLaughlin JAM 27.13; Yelizaveta Bryzgina UKR DQ (r40.1) (22.87)

**Heat 2:** (0.0) 1, Felix 22.30; 2, Okagbare 22.39; 3, Kimberly Duncan USA 22.91; 4, Hyrstyna Stuy UKR 22.98; 5, Mariely Sánchez DOM 23.05; 6, Lénora Guion-Firmin FRA 23.11; 7, Kai Selvon TTO 23.21; 8, Patricia Hall JAM 23.26

**Heat 3:** (-0.2) 1, Fraser-Pryce 22.54; 2, Ryemyen 22.70; 3, C Williams 22.80; 4, Anthonique Strachan BAH 22.81; 5, Myriam Soumaré FRA 22.85; 6, Kimberley Hyacinthe CAN 23.12; 7, Jodie Williams GBR 23.21; 8, Hanna-Maari Latvala FIN 23.21

## Beijing 2015

### Final (Aug 28) (0.2)

|        |                         |     |       |           |
|--------|-------------------------|-----|-------|-----------|
| 1, [6] | Dafne Schippers         | NED | 21.63 | 11.2/10.4 |
| 2, [5] | Elaine Thompson         | JAM | 21.66 | 11.1/10.6 |
| 3, [2] | Veronica Campbell-Brown | JAM | 21.97 | 11.2/10.8 |
| 4, [7] | Candyce McGrone         | USA | 22.01 | 11.0/11.0 |
| 5, [6] | Dina Asher-Smith        | GBR | 22.07 | 11.2/10.9 |
| 6, [8] | Jeneba Tarmoh           | USA | 22.31 | 11.2/11.1 |
| 7, [3] | Ivet Lalova-Collio      | BUL | 22.41 | 11.4/11.0 |
| 8, [9] | Sherone Simpson         | JAM | 22.50 | 11.4/11.1 |

It was McGrone who led the field for the first 100m, with Thompson and Schippers, Campbell-Brown and Asher-Smith a metre back. As the American began to strain, the smooth Thompson went clear. Schippers moved past McGrone and bore down on Thompson, only catching her in the last 10m. The winning time of 21.63 broke the long-standing European record and put the Dutchwoman third on the all-time list, while Thompson moved into fifth with her 21.66. An amazing advancement for an athlete whose best before 2015 had been 23.23.

Campbell-Brown (33) was the slowest qualifier but dipped under 22 seconds for the first time since 2010 to edge McGrone for the bronze. Asher-Smith beat Kathy Cook's 31 year-old UK record in fifth. This was the best women's 200m race in depth since the 1988 Seoul Olympics, yet the fastest woman in the world before Beijing was absent. Allyson Felix (21.98 in May) was contesting only the 400m.

### First round (First 3 & 3 fastest to semi-finals) (Aug 26)

**Heat 1: (-0.9)** 1, McGrone 22.45; 2, Kambundji 22.92; 3, Zybalkina 22.92; 4, Ramona Papaioannou CYP 23.30; 5, Ella Nelson AUS 23.33; 6, Celiangely Morales PUR 23.34; 7, Anna Kukushkina RUS 23.47

**Heat 2: (0.2)** 1, Ta Lou 22.73; 2, Prandini 22.95; 3, Palframan 23.09; 4, Sabina Veit SLO 23.18; 5, Nataliya Strohova UKR 23.25; 6, Kamaria Durant TTO 23.25; 7, Kineke Alexander VIN 23.30

**Heat 3: (0.0)** 1, Tarmoh 22.79; 2, Hooper 22.99; 3, Hyacinthe 23.03; 4, Belibasáki 23.15; 5, Isidora Jiménez CHI 23.22; 6, Kelly Proper IRL 23.28

**Heat 4: (0.2)** 1, Thompson 22.78; 2, Williams 22.85; 3, Bingham 22.90; 4, Mihalinec 23.05; 5, Nercely Soto VEN 23.16; 6, Laverne Jones-Ferrette ISV 23.83

**Heat 5: (0.1)** 1, Campbell-Brown 22.79; 2, Hackett 22.89; 3, Adeoye 23.10; 4, Crystal Emmanuel CAN 23.22; 5, Chisato Fukushima JPN 23.30; 6, Cynthia Bolingo Mbongo BEL 23.45; 7, Liang Xiaojing CHN 23.57; 8, Shanti Veronica Pereira SIN 24.22

**Heat 6: (0.2)** 1, Schippers 22.58; 2, Santos 23.01; 3, Thomas 23.09; 4, Hyrstyna Stuy UKR 23.21; 5, Yekaterina Smirnova RUS 23.39; 6, Sheniqa Ferguson BAH 23.44; 7, Olga Lenskiy ISR 23.63

**Heat 7: (0.4)** 1, Asher-Smith 22.22; 2, Simpson 22.52; 3, Lalova-Collio 22.54; 4, Kielbasińska 22.95; 5, Olga Safronova KAZ 23.28; 6, Vitoria Cristina Rosa BRA 23.32; 7, Arialis Gandulla CUB 23.35; 8, Kristina Pronzhenko TJK 25.77

### Semi-finals (First 2 & 2 fastest to final) (Aug 27)

**Heat 1: (-0.1)** 1, Thompson 22.13; 2, McGrone 22.26; 3, Lalova-Collio 22.32; 4,

Mujinga Kambundji SUI 22.64; 5, Viktoriya Ziyabkina KAZ 22.77; 6, Bianca Williams GBR 22.87; 7, Reyare Thomas TTO 23.03; 8, Maja Mihalinec SLO 23.04  
**Heat 2: (-0.1)** 1, Schippers 22.36; 2, Simpson 22.53; 3, Marie Josée Ta Lou CIV 22.56; 4, Semoy Hackett TTO 22.75; 5, Jenna Prandini USA 22.87; 6, Khamica Bingham CAN 23.02; 7, Anna Kielbasińska POL 23.07; 8, Margaret Adeoye GBR 23.34

**Heat 3: (-0.1)** 1, Asher-Smith 22.12; 2, Tarmoh 22.38; 3, Campbell-Brown 22.47; 4, Rosângela Santos BRA 22.87; 5, Gloria Hooper ITA 22.92; 6, Justine Palframan RSA 23.04; 7, Kimberly Hyacinthe CAN 23.07; 8, Maria Belibasáki GRE 23.28

| 200 METRES                  |                          |           |  |           |           |           |           |           |               |  |
|-----------------------------|--------------------------|-----------|--|-----------|-----------|-----------|-----------|-----------|---------------|--|
| <b>Multiple Medallists:</b> |                          |           |  |           |           |           |           |           |               |  |
| 6                           | Merlene Ottey            | JAM       | 83-2, 87-3, 91-3, 93-1, 95-1, 97-3             |           |           |           |           |           |               |  |
| 4                           | Allyson Felix            | USA       | 05-1, 07-1, 09-1, 11-3                         |           |           |           |           |           |               |  |
|                             | Veronica Campbell/Brown  | JAM       | 07-2, 09-2, 11-1, 15-3                         |           |           |           |           |           |               |  |
| 2                           | Gwen Torrence            | USA       | 91-2, 93-2                                     |           |           |           |           |           |               |  |
|                             | Irina Privalova          | RUS       | 93-3, 95-2                                     |           |           |           |           |           |               |  |
|                             | Susanthika Jayasinghe    | SRI       | 97-2, 07-3                                     |           |           |           |           |           |               |  |
|                             | Debbie Ferguson/McKenzie | BAH       | 01-1, 09-3                                     |           |           |           |           |           |               |  |
| <b>Most Finals:</b>         |                          |           |  |           |           |           |           |           |               |  |
| 6                           | Ottey                    |           |  |           |           |           |           |           |               |  |
| <b>Most Appearances:</b>    |                          |           |  |           |           |           |           |           |               |  |
| 7                           | Ottey                    | JAM/SLO   | 83-2, 87-3, 91-3, 93-1, 95-1, 97-3, 03-5q1     |           |           |           |           |           |               |  |
|                             | Ferguson/McKenzie        |           | 95-6h4, 99-5, 01-1, 03-4q2, 07-7s2, 09-3, 11-6 |           |           |           |           |           |               |  |
| <b>National Placings:</b>   |                          |           |  |           |           |           |           |           |               |  |
|                             | <b>1</b>                 | <b>2</b>  | <b>3</b>                                       | <b>4</b>  | <b>5</b>  | <b>6</b>  | <b>7</b>  | <b>8</b>  | <b>Points</b> |  |
| USA                         | 4                        | 7         | 1  | 6         | 5         | 3         | 1         | 1         | 149           |  |
| JAM                         | 4                        | 5         | 4+1=   | 3         | 3         | 2         | -         | 3         | 132.5         |  |
| RUS                         | 1                        | 1         | 2  | 1         | -         | 3         | 2         | -         | 45            |  |
| GER                         | 3                        | -         | 1=   | 1         | 1         | -         | -         | -         | 38.5          |  |
| BAH                         | 1                        | -         | 1  | 1         | 1         | 1         | 1         | -         | 28            |  |
| NGR                         | -                        | -         | 1  | -         | 1         | 3         | -         | -         | 19            |  |
| FRA                         | -                        | -         | 2  | 1         | -         | -         | -         | 1         | 18            |  |
| UKR                         | 1                        | -         | -  | -         | -         | 1         | 2         | -         | 15            |  |
| SRI                         | -                        | 1         | 1  | -         | -         | -         | -         | -         | 13            |  |
| GBR                         | -                        | -         | 1  | -         | 1         | -         | 1         | -         | 12            |  |
| URS                         | -                        | -         | -  | 1         | 1         | -         | -         | 1         | 10            |  |
| NED                         | 1                        | -         | -  | -         | -         | -         | -         | -         | 8             |  |
| CAY                         | -                        | -         | 1  | -         | -         | -         | -         | 2         | 8             |  |
| CIV                         | -                        | 1         | -  | -         | -         | -         | -         | -         | 7             |  |
| BUL                         | -                        | -         | -  | -         | -         | 1         | 1         | 1         | 6             |  |
| BLR                         | -                        | -         | -  | -         | 1         | -         | -         | -         | 4             |  |
| SLO                         | -                        | -         | -  | -         | 1         | -         | -         | -         | 4             |  |
| AUS                         | -                        | -         | -  | -         | -         | -         | 2         | -         | 4             |  |
| CMR                         | -                        | -         | -  | -         | -         | 1         | -         | -         | 3             |  |
| POL                         | -                        | -         | -  | -         | -         | -         | 1         | 1         | 3             |  |
| BEL                         | -                        | -         | -  | -         | -         | -         | 1         | -         | 2             |  |
| CAN                         | -                        | -         | -  | -         | -         | -         | 1         | -         | 2             |  |
| CYP                         | -                        | -         | -  | -         | -         | -         | -         | 1         | 1             |  |
| <b>Totals</b>               | <b>15</b>                | <b>15</b> | <b>14+2=</b>                                   | <b>14</b> | <b>15</b> | <b>15</b> | <b>13</b> | <b>11</b> | <b>532</b>    |  |

## 400 Metres

## Helsinki 1983

### Final (Aug 10)

|        |                       |     |                     | Halves    |
|--------|-----------------------|-----|---------------------|-----------|
| 1, [3] | Jarmila Kratochvílová | TCH | 47.99 <sup>WR</sup> | 23.1/24.9 |
| 2, [1] | Taťána Kocembová      | TCH | 48.59               | 23.5/25.1 |
| 3, [4] | Mariya Pinigina       | URS | 49.19               | 23.2/26.0 |
| 4, [5] | Gaby Bussmann         | FRG | 49.75               | 23.9/25.9 |
| 5, [6] | Marita Payne          | CAN | 50.06               | 23.6/26.5 |
| 6, [8] | Irina Baskakova       | URS | 50.48               | 24.1/26.4 |
| 7, [7] | Dagmar Rübsam         | GDR | 50.48               | 24.1/26.4 |
| 8, [2] | Rosalyn Bryant        | USA | 50.66               | 24.9/25.8 |

Kratochvílová had already made a big impression in Helsinki: one day before the final she easily took the 800m title just 33 minutes after winning her one-lap semi-final.

She had also been obliged to run two preliminary races on each of the first two days of the championships. On the fourth day she was able to concentrate on the 400m final alone. Drawn in lane 3, she started very positively by closing the stagger on Pinigina. Kratochvílová's team-mate, Kocembová, also started quickly in lane 1. A tremendous third 100m brought the muscular Czech into the straight with a lead of five metres. Kocembová momentarily gained on her compatriot, but

Kratochvílová powered on to win in the fantastic time of 47.99. It was the first world record to be set at an IAAF World Championship.

"The world record came as a complete surprise," said Kratochvílová, "I never think about such things, only about the finish line and how to be the first to cross it."

### First round (First 5 & 7 fastest to second round) (Aug 7)

**Heat 1:** 1, Kratochvílová 52.42; 2, Killingbeck 52.62; 3, Belle 53.01; 4, Scutt 53.30; 5, Rossi 53.51; 6, Mughrabi 59.58; 7, Marjorie Gentle BIZ 64.00

**Heat 2:** 1, Stamenova 53.81; 2, Bussmann 53.93; 3, Griffith 54.02; 4, Caicedo 55.09; 5, Forgács 55.15; 6, Athanas 56.54; 7, Liburd 62.46

**Heat 3:** 1, Kocembová 52.74; 2, Howard 52.78; 3, Ilieva 53.21; 4, Rattray 53.40; 5, Buala 57.37; 6, Toure 59.37; Florence Gaza SOL DNS

**Heat 4:** 1, Pinigina 52.49; 2, Crooks 53.83; 3, Rübsam 54.47; 4, Boyd 54.70; 5, Petrus 55.87; 6, Grun 56.84; 7, Baptiste 60.79

**Heat 5:** 1, Busch 53.16; 2, Baskakova 53.45; 3, Bryant 53.64; 4, Payne 53.96; 5, Ambulo 56.08; 6, Meigham 58.07; Rose Tata-Muya KEN DNS

### Second round (First 4 to semi-finals) (Aug 8)

**Heat 1:** 1, Pinigina 51.05; 2, Bryant 51.44; 3, Busch 51.46; 4, Crooks 51.57; 5, Denise Boyd AUS 52.03; 6, Cathy Rattray JAM 53.78; Margarita Grun URU & Cornelia Baptiste LCA DNS

**Heat 2:** 1, Baskakova 51.07; 2, Bussmann 51.15; 3, Rübsam 51.62; 4, Killingbeck 52.25; 5, Roberta Belle USA 53.43; 6, Elanga Buala PNG 56.96; 7, Iviechia Petrus ISV 57.24; Halah Mughrabi SYR DNS

**Heat 3:** 1, Payne 52.23; 2, Ilieva 52.37; 3, Kratochvílová 52.40; 4, Scutt 52.70; 5, June Griffith GUY 53.47; 6, Leticia Athanas TAN 56.92; 7, Irina Ambulo PAN 58.33; Sandra Liburd SKN DNS

**Heat 4:** 1, Kocembová 51.88; 2, Forgács 52.18; 3, Stamenova 52.22; 4, Howard 52.34; 5, Erika Rossi ITA 53.88; 6, Patricia Meigham GUA 59.85; Eucaris Caicedo COL & Fatalmoudou Touré MLI DNS

### Semi-finals (First 4 to final) (Aug 9)

**Heat 1:** 1, Kratochvílová 51.08; 2, Bussmann 51.22; 3, Baskakova 51.26; 4, Rübsam 51.52; 5, Charmaine Crooks CAN 51.96; 6, Denean Howard USA 52.06; 7, Judit Forgács HUN 52.74; 8, Rositza Stamenova BUL 53.09

**Heat 2:** 1, Pinigina 50.07; 2, Kocembová 50.45; 3, Payne 50.78; 4, Bryant 51.04; 5, Sabine Busch GDR 51.09; 6, Michelle Scutt GBR 51.88; 7, Molly Killingbeck CAN 51.97; 8, Katya Ilieva BUL 52.34

## Rome 1987

### Final (Aug 31)

|        |                    |     |       |             |
|--------|--------------------|-----|-------|-------------|
| 1, [2] | Olga Bryzgina      | URS | 49.38 | 23.82/25.56 |
| 2, [3] | Petra Müller       | GDR | 49.94 | 23.64/26.30 |
| 3, [6] | Kirsten Emmelmann  | GDR | 50.20 | 23.75/26.45 |
| 4, [5] | Mariya Pinigina    | URS | 50.53 | 23.85/26.68 |
| 5, [7] | Lillie Leatherwood | USA | 50.82 | 24.37/26.45 |
| 6, [8] | Jillian Richardson | CAN | 51.03 | 24.76/26.27 |
| 7, [4] | Diane Dixon        | USA | 51.13 | 23.94/27.19 |
| 8, [1] | Olga V. Nazarova   | URS | 51.20 | 24.68/26.52 |

The great Marita Koch never won a world 400m title. She contested the sprints in 1983 and six months before the Rome World Championships, she suddenly announced her retirement from the sport. Without her or Kratochvílová, the standard of women's one-lap running dipped and the 1987 world title was won in a time which would not have been good enough for a medal in Helsinki.

The GDR pair of Emmelmann and Müller went out fastest in the final but were closed down by Bryzgina on the second bend. The Ukrainian took the lead early in the straight and continued to pull clear for a comfortable win. This was the second world championship medal won by the Bryzgin family. The winner's husband Viktor took a bronze in the 1983 sprint relay.

### First round (First 3 & 4 fastest to semi-finals) (Aug 29)

**Heat 1:** 1, Bryzgina 51.62; 2, Richards 52.07; 3, Crooks 52.49; 4, Chepkurui 53.21; 5, Assumpta Achuo Bei CMR 54.18; Kungu Bankombo COD,PT Usha IND DNS

**Heat 2:** 1, Müller 51.68; 2, Kinzel 52.34; 3, Lacambra 52.46; 4, Ficher 52.59; 5, Usifo 53.64; 6, Jocelyn Joseph ANT 55.61; 7, Anna Cherry LCA 57.20

**Heat 3:** 1, Pinigina 51.38; 2, Howard 52.06; 3, Thimm 52.48; 4, Rattray-Williams 52.64; 5, Mercy Addy GHA 54.13; 6, Diana Dunrod SKN 57.64; Mariam Zewde ETH DNF

**Heat 4:** 1, Neubauer 51.96; 2, Leatherwood 52.16; 3, Payne 52.21; 4, Josephine Singarayer MAS 54.56; 5, Nadine Mbitoloum CHA 61.71; Nawal el Moutawakil MAR & Adina Valdez TTO DNS

**Heat 5:** 1, Richardson 51.94; 2, Olga V. Nazarova 52.04; 3, Figueirêdo 52.29; 4, Arendt 52.80; 5, Forgács 53.15; 6, Esther Petitón CUB 54.50; 7, Vanessa Barlow SAM 61.53

**Heat 6:** 1, Emmelmann 51.62; 2, Dixon 51.72; 3, Oliver 53.59; 4, Ruth Morris ISV 56.36; Sarmila Ray BAN, Molly Killinbeck & Cosetta Campana ITA DNS



**Semi-finals (First 2 & 2 fastest to final) (Aug 30)**

**Heat 1:** 1, Pinigina 50.83; 2, Richardson 50.91; 3, Leatherwood 50.95; 4, Dagmar Neubauer GDR 52.15; 5, Cathy Rattray-Williams JAM 52.51; 6, Fabienne Ficher FRA 52.58; 7, Helga Arendt FRG 52.80; 8, Blanca Lacambra ESP 54.72

**Heat 2:** 1, Müller 50.15; 2, Bryzgina 50.88; 3, Denean Howard USA 51.28; 4, Charmaine Crooks CAN 51.69; 5, Maria Figueirêdo BRA 52.24; 6, Gisela Kinzel FRG 52.66; 7, Judit Forgács HUN 52.99; 8, Ilrey Oliver JAM 53.35

**Heat 3:** 1, Emmelmann 50.53; 2, Dixon 50.83; 3, Olga V. Nazarova 51.07; 4, Ute Thimm FRG 51.23; 5, Sandie Richards JAM 51.54; 6, Marita Payne CAN 51.75; 7, Francisca Chepkurui KEN 52.86; Maria Usifo NGR DNS

**Tokyo 1991****Final (Aug 27)**

|        |                    |     |                      |             |
|--------|--------------------|-----|----------------------|-------------|
| 1, [4] | Marie-José Pérec   | FRA | 49.13                | 22.82/26.31 |
| 2, [3] | Grit Breuer        | GER | 49.42 <sub>WJR</sub> | 23.00/26.42 |
| 3, [5] | Sandra Myers       | ESP | 49.78                | 23.82/25.96 |
| 4, [6] | Olga Bryzgina      | URS | 49.82                | 23.49/26.33 |
| 5, [8] | Jearl Miles        | USA | 50.50                | 23.72/26.78 |
| 6, [2] | Ximena Restrepo    | COL | 50.79                | 24.08/26.71 |
| 7, [7] | Lillie Leatherwood | USA | 51.53                | 24.34/27.19 |
| 8, [1] | Diane Dixon        | USA | 51.73                | 24.17/27.56 |

Nineteen-ninety-one saw an improvement in the standard of women's 400m running, and at the forefront was Marie-José Pérec. The long-legged Frenchwoman had already won the European Cup in the world's fastest time for four years. In Tokyo she went even quicker despite having to contest four races in four days.

Pérec (lane 3) started fast in the final, passing 200m in 22.82. She was tracked by European Champion Breuer. Pérec clocked 35.12 at 300m and was nearly three metres up on the German (35.39). Breuer, still a junior, was poised to attack on the final straight. Though she began to lose form, the Frenchwoman actually pulled further away from Breuer in the closing stages of the race.

Bryzgina, the defending champion, held third place until the last metres of the race when she was outdipped by Myers.

"The race was very hard," said Pérec. "I knew I had to come out of the second turn ahead because if I am ahead, I win. Talent is not enough."

**First round (First 4 & 4 fastest to second round) (Aug 24)**

**Heat 1:** Pérec 51.00; 2, Bryzgina 51.36; 3, Keough 51.51; 4, Olsen 52.84; 5, Allen 53.17; 6, Huang Yanhong CHN 54.51; 7, Lasnet Nkouka CGO 57.85

**Heat 2:** 1, Myers 52.70; 2, Yusuf 52.81; 3, McLeón 52.87; 4, Carabali 53.31; 5, Tandian 53.65; 6, Vaciseva Tavaga FIJ 58.82; 7, Juliana Nzang Obiang GEQ 64.13

**Heat 3:** 1, Miles 51.88; 2, Hanson 52.08; 3, Restrepo 52.41; 4, Janke 53.73; 5, Reawadee Sriithoa THA 54.94; 6, Zeinabou Jean-Wali NIG 65.03; Sharmaine Williams TKS DQ; Suzie Tanefo CMR DNS

**Heat 4:** 1, Dixon 52.43; 2, Breuer 52.56; 3, Yurchenko 52.65; 4, Poetschka 52.65; 5, Merino 53.04; 6, Orit Kolodni ISR 54.26; 7, Claudia Acerenza URU 55.82; 8, Graciela von Schmeling PAR 57.37

**Heat 5:** 1, Opara 51.06; 2, Dzhigalova 51.45; 3, Leatherwood 53.04; 4, Forgács 53.24; 5, Grossenbacher 53.77; 6, Shermaine Ross GRN 55.90; 7, Mary Estelle Kapalu VAN 56.47

**Second round (First 4 & 4 fastest to semi-finals) (Aug 25)**

**Heat 1:** 1, Miles 51.88; 2, Myers 52.01; 3, Breuer 52.16; 4, Yusuf 52.46; 5, Olsen 52.95; 6, Aissatou Tandian SEN 53.06; 7, Cheryl Allen CAN 53.21; Aelita Yurchenko URS DNF

**Heat 2:** 1, Dzhigalova 50.76; 2, Dixon 50.84; 3, Keough 51.13; 4, Poetschka 51.65; 5, Merino 51.82; 6, Carabali 52.38; 7, Judit Forgács HUN 53.79; Charity Opara NGR DQ

**Heat 3:** 1, Pérec 50.61; 2, Restrepo 50.66; 3, Leatherwood 50.75; 4, Bryzgina 50.79; 5, Hanson 51.02; 6, Karin Janke GER 53.08; 7, Nancy McLeón CUB 53.72; Martha Grossenbacher SUI DNS

**Semi-finals (First 4 to final) (Aug 26)**

**Heat 1:** 1, Pérec 49.94; 2, Breuer 50.14; 3, Bryzgina 50.26; 4, Dixon 50.75; 5, Lorraine Hanson GBR 50.93; 6, Norfalia Carabali COL 52.40; 7, Renee Poetschka AUS 52.76; 8, Julia Merino ESP 53.41

**Heat 2:** 1, Myers 50.64; 2, Leatherwood 50.68; 3, Miles 50.79; 4, Restrepo 50.82; 5, Lyudmila Dzhigalova URS 50.85; 6, Fatima Yusuf NGR 50.91; 7, Linda Keough GBR 50.98; 8, Sølvi Olsen NOR 53.63

**Stuttgart 1993****Final (Aug 17)**

|        |                      |     |       |             |
|--------|----------------------|-----|-------|-------------|
| 1, [6] | Jearl Miles          | USA | 49.82 | 23.95/25.87 |
| 2, [3] | Natasha Kaiser-Brown | USA | 50.17 | 23.78/26.39 |
| 3, [4] | Sandie Richards      | JAM | 50.44 | 23.77/26.67 |

|        |                    |     |       |                                 |
|--------|--------------------|-----|-------|---------------------------------|
| 4, [5] | Tatyana Alekseyeva | RUS | 50.52 | 23.48/27.04                     |
| 5, [2] | Ximena Restrepo    | COL | 50.91 | 23.71/27.20                     |
| 6, [1] | Sandra Myers       | ESP | 51.22 | 23.63/27.59                     |
| 7, [7] | Juliet Campbell    | JAM | 51.40 | 24.27/27.13                     |
| [8]    | Norfalia Carabali  | COL | DQ    | 24.85/27.07<br>(r163.3) (51.92) |

There was no clear favourite, then Tatyana Alekseyeva came to everyone's attention with personal bests in heat and semi-final. The Russian took off quickest in the final. Conversely, US Champion Miles started conservatively and was only sixth at halfway. She improved to third at 300m and took the lead in the finishing straight as Alekseyeva faded. The next best finish came from Kaiser-Brown, who, like Miles, was wearing a pair of oversized sunglasses. Richards came up to pip Alekseyeva for the bronze.

The winner's time was the slowest at world or Olympic level since 1972, yet it was the fastest in the world at that point in 1993. Marie-José Pérec and Gwen Torrence, arguably the world's best two 400m runners, both decided to concentrate on the sprints in Stuttgart.

**First round (First 2 & 6 fastest to semi-finals) (Aug 15)**

**Heat 1:** 1, Alekseyeva 50.88; 2, Richards 51.01; 3, Nadezda Kostovalová TCH 52.69; 4, Elsa Devassoigne FRA 52.81; 5, Regula Zürcher-Scalabrin SUI 52.84; 6, Guilhermina da Cruz ANG 55.34; 7, Kaltouma Nadjina CHA 59.76

**Heat 2:** 1, Kaiser-Brown 51.80; 2, Ruzina 52.23; 3, Keough 52.61; 4, Dora Kyriakou CYP 54.49; 5, Lorie Ann Adams GUY 55.54; 6, Shermaine Ross GRN 55.80; 7, Aminath Nasheeda MDV 67.87; Ruth Mangue GEQ DNS

**Heat 3:** 1, Restrepo 51.59; 2, Myers 51.77; 3, Yurchenko 52.22; 4, Noodang Phimphoo THA 54.01; 5, Denise Ouabangui CAF 57.18; 6, Lasnet Nkouka CGO 57.95; Grace Birungi UGA DNS

**Heat 4:** 1, Carabali 51.65; 2, Campbell 51.76; 3, Collins 52.03; 4, Tandian 52.59; 5, Yana Burtasenkova MDA 53.12; 6, Manda Kanoute MLI 55.72; 7, Rachelle Godonou BEN 63.39

**Heat 5:** 1, Miles 51.24; 2, Turner 52.04; 3, Rücker 52.10; 4, Landre 52.53; 5, Camille Noel CAN 53.11; 6, Mary Estelle Kapalu VAN 56.06; 7, Mirna El-Laz LBN 59.76; Lyudmila Dzhigalova UKR DNS

**Semi-finals (First 4 to final) (Aug 16)**

**Heat 1:** 1, Kaiser-Brown 50.41; 2, Alekseyeva 50.49; 3, Campbell 50.89; 4, Carabali 51.17; 5, Aelita Yurchenko UKR 51.55; 6, Inez Turner JAM 52.25; 7, Anja Rücker GER 52.32; 8, Aissatou Tandian SEN 52.77

**Heat 2:** 1, Miles 50.45; 2, Richards 50.65; 3, Myers 50.83; 4, Restrepo 50.89; 5, Yelena Ruzina RUS 51.14; 6, Linda Keough GBR 52.56; 7, Michelle Collins USA 52.60; 8, Francine Landre FRA 52.72

**Gothenburg 1995****Final (Aug 8)**

|        |                  |     |       |
|--------|------------------|-----|-------|
| 1, [6] | Marie-José Pérec | FRA | 49.28 |
| 2, [5] | Pauline Davis    | BAH | 49.96 |
| 3, [3] | Jearl Miles      | USA | 50.00 |
| 4, [4] | Cathy Freeman    | AUS | 50.60 |
| 5, [1] | Fatima Yusuf     | NGR | 50.70 |
| 6, [8] | Falilat Ogunkoya | NGR | 50.77 |
| 7, [7] | Maicel Malone    | USA | 50.99 |
| 8, [2] | Sandie Richards  | JAM | 51.13 |

The Gothenburg timetable had been revised to help Pérec attempt the 400m flat and hurdles double, but the day before the 400m final the Frenchwoman, nursing a sore hamstring, withdrew from the hurdles. This meant she did not have to run a heat of the hurdles two hours before the flat final.

Freeman, who beat Pérec in Monaco in late July, went out fast. She was timed at 23.3 at 200m compared with 23.5 for Pérec. The two were level at 300m (35.7) when the Frenchwoman began to pull away. Freeman was passed on either side by Davis and Miles and slipped to fourth in the finishing straight. Pérec's winning time was the world's quickest for three years; Davis cracked 50 seconds in her first major championship 400m, narrowly ahead of defending champion Miles.

"I feel like I ran a perfect race," said the winner.

**First round (First 3 & 3 fastest to semi-finals) (Aug 5)**

**Heat 1:** 1, Freeman 51.29; 2, Neef 51.39; 3, Chebykina 51.58; 4, Linda Kisabaka GER 51.96; 5, Idalmis Bonne CUB 52.10; 6, Zoila Stewart CRC 53.48; 7, Hsu Pei-Chin TPE 54.93

**Heat 2:** 1, Malone 51.22; 2, Duporty 51.55; 3, Olga V. Nazarova 51.55; 4, Olabisi Afolabi NGR 51.79; 5, Grace Birungi UGA 53.92; 6, Ngozi Mwanamwamba ZAM 53.92; 7, Lu Xifang CHN 56.64

**Heat 3:** 1, Pérec 51.24; 2, Sotnikova 51.39; 3, Zhang 51.51; 4, Röhlander 51.68; 5, Norfalia Carabali COL 51.96; 6, Öznur Dursun TUR 54.21; Kannan Solaimathi IND DNS

**Heat 4:** 1, Myers 51.18; 2, Davis 51.21; 3, Graham 51.39; 4, Li 51.50; 5, Sandra Kuschmann GER 51.99; 6, Olga Moroz UKR 52.31; 7, Sharron Celecia GIB 61.03; Kate Clarke LBR DNS

**Heat 5:** 1, Ogunkoya 50.72; 2, Miles 50.94; 3, Williams 51.32; 4, McLeon 51.39; 5, Evelyne Elien FRA 53.34; 6, Mercy Addy GHA 54.29; Bernice Morton SKN DQ (r163.3)

**Heat 6:** 1, Richards 51.30; 2, Rurak 51.32; 3, Georgieva 51.37; 4, Helena Fuchsová CZE 51.96; 5, Lee Naylor AUS 52.37; 6, Vernatta Lesforis LCA 56.43; 7, Mirna El-Laz LBN 59.96; Francine Landre FRA DNF

**Heat 7:** 1, Yusuf 50.60; 2, Poetschka 51.26; 3, Restrepo 51.57; 4, Ludmila Formanová CZE 52.05; 5, Merlene Frazer JAM 52.24; 6, Dora Kyriakou CYP 52.81; 7, Mary Estelle Kapalu VAN 53.92; 8, Bipendu Mbombo COD 61.60

#### Semi-finals (First 2 & 2 fastest to final) (Aug 6)

**Heat 1:** 1, Freeman 50.49; 2, Yusuf 50.56; 3, Richards 50.64; 4, Melanie Neef GBR 51.18; 5, Yulia Sotnikova RUS 51.41; 6, Kim Graham USA 51.77; 7, Ximena Restrepo COL 51.82; 8, Li Jing CHN 53.46

**Heat 2:** 1, Davis 50.43; 2, Malone 50.77; 3, Renee Poetschka AUS 51.00; 4, Sandra Myers ESP 51.03; 5, Nancy McLeon CUB 51.46; 6, Daniela Georgieva BUL 51.65; 7, Tatyana Chebykina RUS 51.67; 8, Claudine Williams JAM 52.99

**Heat 3:** 1, Miles 50.39; 2, Pérec 50.42; 3, Ogunkoya 50.85; 4, Olga V. Nazarova RUS 51.83; 5, Julia Duporty CUB 51.85; 6, Uta Röhlander GER 51.99; 7, Yelena Rurak UKR 52.01; 8, Zhang Hengyun CHN 52.59

## Athens 1997

### Final (Aug 4)

|        |                    |     |       |             |
|--------|--------------------|-----|-------|-------------|
| 1, [1] | Cathy Freeman      | AUS | 49.77 | 23.93/25.84 |
| 2, [5] | Sandie Richards    | JAM | 49.79 | 23.87/25.92 |
| 3, [4] | Jearl Miles-Clark  | USA | 49.90 | 23.90/26.00 |
| 4, [6] | Grit Breuer        | GER | 50.06 | 23.66/26.40 |
| 5, [3] | Falilat Ogunkoya   | NGR | 50.27 | 23.83/26.44 |
| 6, [8] | Helena Fuchsová    | CZE | 50.66 | 23.82/26.84 |
| 7, [7] | Pauline Davis      | BAH | 50.68 | 24.31/26.37 |
| 8, [2] | Tatyana Alekseyeva | RUS | 51.37 | 23.65/27.72 |

After finishing only third in her semi behind 1993 champion Miles-Clark and Ogunkoya, Olympic silver medallist Freeman was drawn in lane one, but she refused to be daunted by that and went on to claim the title vacated by Pérec. It was a close-run affair as Freeman – last at 100, seventh at 200m and a close second to Ogunkoya (36.11) at 300m in 36.13 – surged into the lead and found the strength to prevail by just 2/100ths over training partner Richards, with Miles-Clark a metre behind. “Although I am still inexperienced I think I chose the right tactics,” said Freeman, the first Australian aboriginal to win any world athletics title, and the only athlete to have won a world title at 400m from an unseeded lane.

#### First round (First 4 & 4 fastest to second round) (Aug 2)

**Heat 1:** 1, Fuchsová 51.05; 2, Alekseyeva 51.61; 3, Damayanthi 51.99; 4, Afolabi 52.13; 5, Williams 52.30; 6, Antoine 52.44; 7, Maria Figueirêdo BRA 53.95; 8, Charmaine Smit NAM 55.67

**Heat 2:** 1, Richards 51.57; 2, Miles-Clark 51.77; 3, Curbishley 51.97; 4, Carabali 52.18; 5, Hana Benesová CZE 52.74; 6, Mayra González MEX 53.63; 7, Kaltouma Nadjina CHA 54.49; 8, Cathalina Stave STV 55.54

**Heat 3:** 1, Graham 51.92; 2, Fraser 52.21; 3, Spuri 52.54; 4, Chebykina 52.57; 5, Inez Turner JAM 53.34; 6, Hristina Panagou GRE 54.23; 7, Grace Dinkins LBR 55.19; Charity Opara NGR DNS

**Heat 4:** 1, Breuer 51.43; 2, Kotlyarova 51.55; 3, Ogunkoya 51.77; 4, Kostovalová 52.15; 5, de Jongh 52.47; 6, Zoila Stewart CRC 54.03; 7, Dijana Kojić BIH 55.06; 8, Olga Conte ARG 55.82

**Heat 5:** 1, Graham 51.45; 2, Freeman 51.53; 3, Malone 51.57; 4, Davis 51.61; 5, Rücker 51.84; 6, Marina Filipović YUG 53.16; 7, Svetlana Bodritskaya KAZ 53.28

#### Second round (First 4 & 4 fastest to semi-finals) (Aug 2)

**Heat 1:** 1, Richards 50.08; 2, Fuchsová 50.36; 3, Davis 50.53; 4, Kotlyarova 50.63; 5, Malone 50.77; 6, Curbishley 50.78; 7, Rücker 51.36; Adri de Jongh RSA DNF

**Heat 2:** 1, Ogunkoya 50.39; 2, Breuer 50.65; 3, Alekseyeva 50.90; 4, Graham 51.72; 5, Ladonna Antoine CAN 52.37; 6, Nadezda Kostovalová CZE 52.61; 7, Darsha Damayanthi SRI 53.49; 8, Tonique Williams BAH 54.23

**Heat 3:** 1, Miles-Clark 50.66; 2, Freeman 50.75; 3, Graham 51.03; 4, Afolabi 51.07; 5, Fraser 51.11; 6, Norfalia Carabali COL 51.42; 7, Tatyana Chebykina RUS 51.57; 8, Patrizia Spuri ITA 52.15

#### Semi-finals (First 4 to final) (Aug 3)

**Heat 1:** 1, Miles-Clark 50.05; 2, Ogunkoya 50.06; 3, Freeman 50.11; 4, Davis 50.77; 5, Lorraine Graham JAM 50.90; 6, Olga Kotlyarova RUS 51.03; 7, Anja Rücker GER 51.94; Donna Fraser GBR DNS

**Heat 2:** 1, Richards 50.21; 2, Breuer 50.33; 3, Fuchsová 50.69; 4, Alekseyeva 50.98; 5, Maicel Malone USA 51.40; 6, Allison Curbishley GBR 51.42; 7, Olabisi Afolabi NGR 51.44; 8, Kim Graham USA 51.54

## Seville 1999

### Final (Aug 26)

|        |                  |     |       |             |
|--------|------------------|-----|-------|-------------|
| 1, [5] | Cathy Freeman    | AUS | 49.67 | 23.79/25.88 |
| 2, [8] | Anja Rücker      | GER | 49.74 | 24.03/25.71 |
| 3, [3] | Lorraine Graham  | JAM | 49.92 | 23.59/26.33 |
| 4, [4] | Falilat Ogunkoya | NGR | 50.03 | 23.66/26.37 |
| 5, [1] | Katharine Merry  | GBR | 50.52 | 23.91/26.61 |
| 6, [2] | Natalya Nazarova | RUS | 50.61 | 24.09/26.52 |
| 7, [6] | Grit Breuer      | GER | 50.67 | 24.08/26.59 |
| 8, [7] | Olga Kotlyarova  | RUS | 50.72 | 24.26/26.46 |

Following a difficult climb back to the top after injury, Freeman again demonstrated her formidable competitive streak by winning her 32nd 400m final out of 33 since her Olympic silver medal three years earlier. A 49.76 semi-final from the outside lane indicated she was ready for the defence of her title, and she was too strong for everyone in the final in 49.67, her fastest for two years.

Ogunkoya, winner of the other semi-final, was narrowly ahead of Freeman at 300m (35.95 to 35.97) but faded to fourth as Rücker in lane 8 provided the surprise of the race by finishing strongly for second in 49.74 (her pre-Seville best was 50.64). Graham was third also in a personal best time. Merry, who only ran her first serious 400m the year before and decided in July to switch from 200m to 400m in Seville, rose to the new challenge by setting a personal best of 50.21 in her semi and placing fifth in the final.

#### First round (First 4 & 4 fastest to second round) (Aug 22)

**Heat 1:** 1, Breuer 51.13; 2, Collins 51.14; 3, Guevara 51.23; 4, De Angeli 52.60; 5, Leanie van der Walt RSA 53.53; 6, Zoila Stewart CRC 54.55; 7, Yelena Piskunova UZB 55.44

**Heat 2:** 1, Malone-Wallace 51.13; 2, Graham 51.32; 3, Rohländer 51.87; 4, Landre 52.07; 5, Tonique Williams BAH 52.95; 6, Svetlana Bodritskaya KAZ 53.74; 7, Ann Mooney PNG 57.30

**Heat 3:** 1, Opara 51.42; 2, Nazarova 52.25; 3, Burianová 52.49; 4, Darsha 52.68; 5, Tracey Barnes JAM 53.41; 6, Kristina Perica CRO 53.52; 7, Diala Al-Chabi LBN 57.22; 8, Donata Mutegwamaso RWA 60.04

**Heat 4:** 1, Ogunkoya 51.43; 2, Thiam 51.59; 3, Kongang 51.68; 4, Shinkins 52.12; 5, Tavares 52.74; 6, Louise Ayetotche CIV 55.44; 7, Hazel-Ann Regis GRN 57.64

**Heat 5:** 1, Merry 51.48; 2, Fuchsová 51.71; 3, Nadjina 51.90; 4, Andrews 51.99; 5, Ruicu 52.04; 6, Chen 52.76; 7, Maritza Figueroa NCA 57.64; 8, Ony Paule Ratsimbazafy MAD DNS

**Heat 6:** 1, Freeman 51.49; 2, Afolabi 51.50; 3, Kotlyarova 51.70; 4, Nguimgo 51.89; 5, Fraser 52.38; 6, Lisette Ferri ESP 54.50; 7, Dijana Kojić BIH 56.08

**Heat 7:** 1, Rücker 51.09; 2, Reid 51.94; 3, C Williams 52.01; 4, F Williams 53.07; 5, Grace Dinkins LBR 53.25; 6, Melissa Straker BAR 53.97; Lee Naylor AUS DQ (r163.3); Haoulata Ahmed COM DQ (r162.7)

#### Second round (First 4 to semi-finals) (Aug 23)

**Heat 1:** 1, Opara 50.82; 2, Merry 50.86; 3, Fuchsová 51.18; 4, Reid 51.19; 5, Claudine Williams JAM 51.40; 6, Otilia Ruicu ROU 51.86; 7, Mireille Nguimgo CMR 51.98; 8, Foy Williams CAN 54.34

**Heat 2:** 1, Rücker 50.62; 2, Collins 50.75; 3, Graham 51.02; 4, Kotlyarova 51.21; 5, Claudine Kongang CMR 51.73; 6, Susan Andrews AUS 52.05; 7, Karen Shinkins IRL 52.08; 8, Chen Yuxiang CHN 52.93

**Heat 3:** 1, Breuer 50.41; 2, Afolabi 50.47; 3, Freeman 50.49; 4, Guevara 51.08; 5, Francine Landre FRA 52.07; 6, Kaltouma Nadjina CHA 52.47; 7, Virna De Angeli ITA 52.78; 8, Maria do Carmo Tavares POR 52.86

**Heat 4:** 1, Ogunkoya 50.59; 2, Nazarova 50.77; 3, Malone-Wallace 50.82; 4, Thiam 51.05; 5, Uta Rohländer GER 51.45; 6, Donna Fraser GBR 52.01; 7, Jitka Burianová CZE 52.52; 8, Damayanthi Darsha SRI 53.33

#### Semi-finals (First 4 to final) (Aug 25)

**Heat 1:** 1, Ogunkoya 49.96; 2, Graham 50.05; 3, Rücker 50.09; 4, Nazarova 50.48; 5, Michele Collins USA 50.67; 6, Ana Guevara MEX 50.70; 7, Helena Fuchsová CZE 50.84; 8, Suziann Reid USA 50.90

**Heat 2:** 1, Freeman 49.76; 2, Breuer 50.16; 3, Merry 50.21; 4, Kotlyarova 50.32; 5, Olabisi Afolabi NGR 50.40; 6, Charity Opara NGR 50.52; 7, Amy Mbacke Thiam SEN 50.77; 8, Maicel Malone-Wallace USA 50.93

## Edmonton 2001

### Final (Aug 7)

|        |                  |     |       |
|--------|------------------|-----|-------|
| 1, [4] | Amy Mbacké Thiam | SEN | 49.86 |
| 2, [7] | Lorraine Fenton  | JAM | 49.88 |
| 3, [3] | Ana Guevara      | MEX | 49.97 |
| 4, [5] | Grit Breuer      | GER | 50.49 |
| 5, [6] | Kaltouma Nadjina | CHA | 50.80 |
| 6, [2] | Olesya Zykina    | RUS | 50.93 |
| 7, [1] | Mireille Nguimgo | CMR | 51.97 |
| [8]    | Falilat Ogunkoya | NGR | DNF   |



The winning time was the slowest yet, but the race was very exiting with three changes in the lead down the finishing straight. Breuer, contesting her fourth final, ran hard down the backstraight before Guevara entered the straight narrowly in front of the German and 1999 bronze medallist Fenton (née Graham). Breuer fell back and the Jamaican then edged ahead, by which time the lanky Senegalese Thiam had inched past Guevara. Fenton (lane 7) and Thiam (lane 4) appeared to be level, but on the line Thiam's dip was 0.02 ahead. The 1997 and 1999 winner Cathy Freeman took the year off from competition.

#### First round (First 3 & 6 fastest to semi-finals) (Aug 5)

**Heat 1:** 1, Nadjina 51.24; 2, Washington 51.50; 3, Richards 51.71; 4, Zana Minna LTU 52.98; 5, Gretta Taslakian LBN 57.06; Alena Petrova TKM DQ (r163.3); Sologub DQ (r40.1) (51.78); Sandrine Kangni TOG DNS

**Heat 2:** 1, Collins 51.26; 2, Fenton 51.80; 3, Marx 52.03; 4, Otilia Ruicu ROU 52.33; 5, Foy Williams CAN 52.92; 6, Maria do Carmo Tavares POR 54.08; 7, Gladys Mateyo ZIM 59.30 Verica Dimitrovska MKD DQ (r163.3)

**Heat 3:** 1, Zykina 51.56; 2, Ogunkoya 51.79; 3, Kozak 52.35; 4, Catherine Murphy GBR 52.40; 5, Francine Landre FRA 52.57; 6, Christine Armetil BAH 53.07; 7, Julia Alba ESP 54.73; 8, Mereoni Raluve FIJ 58.03

**Heat 4:** 1, Guevara 50.99; 2, Kapachinskaya 51.12; 3, Ekpo-Umoh 51.77; 4, Prokopek 51.92; 5, Beenamol 52.17; 6, Nova Peris AUS 53.55; 7, Tsvetelina Kirilova BUL 54.82

**Heat 5:** 1, Breuer 50.71; 2, Hennagan 51.12; 3, Shinkins 51.37; 4, Fraser 52.02; 5, Pompey 52.20; 6, Jane Arnott NZL 52.57; 7, Natalya Antyukh RUS 52.71

**Heat 6:** 1, Thiam 50.99; 2, Nguimgo 51.09; 3, Seylerling 51.78; 4, Darsha 52.21; 5, LaDonna Antoine CAN 52.38; 6, Allison Beckford JAM 53.08; 7, Jitka Burianová CZE 53.29; Koldiana Shala ALB DQ (r163.3)

#### Semi-finals (First 2 & 2 fastest to final) (Aug 6)

**Heat 1:** 1, Breuer 50.32; 2, Zykina 50.59; 3, Nguimgo 50.71; 4, Demetria Washington USA 51.26; 5, Karen Shinkins IRL 51.66; 6, Damayanthi Darsha SRI 51.83; 7, Grażyna Prokopek POL 52.28; Natalya Sologub BLR DQ (r40.1) (51.43)

**Heat 2:** 1, Thiam 50.21; 2, Nadjina 50.38; 3, Ogunkoya 50.50; 4, Heide Seylerling RSA 50.87; 5, Monique Hennagan USA 50.98; 6, Sandie Richards JAM 51.40; 7, Claudia Marx GER 51.75; 8, Kalayathumkuzhiyil Mathew Beenamol IND 52.68

**Heat 3:** 1, Guevara 50.58; 2, Fenton 50.61; 3, Michele Collins USA 51.22; 4, Florence Ekpo-Umoh GER 51.47; 5, Anastasiya Kapachinskaya RUS 51.68; 6, Donna Fraser GBR 51.77; 7, Aliann Pompey GUY 51.96; 8, Anna Kozak BLR 52.13

## Paris 2003

### Final (Aug 27)

|        |                    |     |       |           |
|--------|--------------------|-----|-------|-----------|
| 1, [3] | Ana Guevara        | MEX | 48.89 | 23.2/25.7 |
| 2, [5] | Lorraine Fenton    | JAM | 49.43 | 23.7/25.7 |
| 3, [6] | Amy Mbacké Thiam   | SEN | 49.95 | 23.3/26.7 |
| 4, [7] | Natalya Nazarova   | RUS | 49.98 |           |
| 5, [4] | Tonique Williams   | BAH | 50.38 | 23.6/26.8 |
| 6, [8] | Olesya Zykina      | RUS | 50.59 |           |
| 7, [1] | Lee McConnell      | GBR | 51.07 |           |
| 8, [2] | Svetlana Pospelova | RUS | 51.30 |           |

Guevara had been unbeaten in 21 finals since her Edmonton bronze. In Paris, she not only won again but moved into the world all-time top 10 at 48.89, the world's quickest since 1996. It was defending champion Thiam (lane 6) who started fastest in the final before Guevara (lane 3) went ahead to reach 200m in 23.2. Edmonton runner-up Fenton closed on the second bend before the Mexican pulled clear in the straight. Thiam barely held off Nazarova for the bronze. This was Mexico's first woman's gold and their first ever in these championships outside of the men's walks.

#### First round (First 3 & 9 fastest to semi-finals) (Aug 24)

**Heat 1:** 1, Guevara 51.14; 2, Usovich 51.39; 3, Afolabi 51.47; 4, Nguimgo 51.65; 5, Shinkins 52.06; 6, Sandrine Thiébaud-Kangni TOG 52.50; 7, Geisa Coutinho BRA 53.31

**Heat 2:** 1, Nazarova 51.09; 2, Armetil 51.72; 3, Richards 51.86; 4, Yefremova 51.91; 5, Tkach 52.06; 6, Trotter 52.17; 7, Irisca Kithouka CGO 60.04

**Heat 3:** 1, Williams 51.24; 2, Zykina 51.32; 3, Washington 51.53; 4, Regis 51.97; 5, Chrisoula Goudenoúdi GRE 52.33; 6, Solèn Désert FRA 52.41; 7, Aida Torosyan ARM 58.02; 8, Wai Kuan Hoi MAC 60.75

**Heat 4:** 1, Fenton 50.90; 2, Pospelova 51.00; 3, McConnell 51.67; 4, Bulikiobo 52.01; 5, Aliann Pompey GUY 52.21; 6, Fatou Binetou Fall SEN 52.35; 7, Eliana Pacheco VEN 54.32

**Heat 5:** 1, Thiam 50.86; 2, Richards 51.00; 3, Prokopek 51.36; 4, Smith 51.62; 5, Seylerling 52.18; 6, Claudia Marx GER 52.30; 7, Lilian Bwalya ZAM 56.84; 8, Shifana Ali MDV 61.74

#### Semi-finals (First 2 & 2 fastest to final) (Aug 25)

**Heat 1:** 1, Thiam 50.78; 2, Pospelova 50.84; 3, McConnell 51.06; 4, Sanya Richards USA 51.32; 5, Olabisi Afolabi NGR 51.38; 6, Ronetta Smith JAM 51.39; 7, Heide Seylerling RSA 51.89; 8, Hazel-Ann Regis GRN 51.95

**Heat 2:** 1, Williams 50.43; 2, Fenton 50.45; 3, Zykina 50.96; 4, Demetria Washington USA 51.31; 5, Deedee Trotter USA 51.68; 6, Grażyna Prokopek POL 51.89; 7, Makelesi Bulikiobo FIJ 52.27; 8, Antonina Yefremova UKR 53.19

**Heat 3:** 1, Guevara 50.68; 2, Nazarova 50.92; 3, Mireille Nguimgo CMR 51.19; 4, Svetlana Usovich BLR 51.46; 5, Sandie Richards JAM 51.80; 6, Christine Armetil BAH 51.85; 7, Anna Tkach ISR 52.25; 8, Karen Shinkins IRL 52.74

## Helsinki 2005

### Final (Aug 10)

|        |                          |     | 300m/Last 100m  |
|--------|--------------------------|-----|-----------------|
| 1, [6] | Tonique Williams-Darling | BAH | 49.55 35.7/13.9 |
| 2, [3] | Sanya Richards           | USA | 49.74 35.6/14.2 |
| 3, [4] | Ana Guevara              | MEX | 49.81 36.1/13.8 |
| 4, [5] | Svetlana Pospelova       | RUS | 50.11 35.8/14.4 |
| 5, [7] | Deedee Trotter           | USA | 51.14 36.5/14.7 |
| 6, [2] | Olesya Zykina            | RUS | 51.24 36.7/14.6 |
| 7, [1] | Monique Henderson        | USA | 51.77 36.3/15.5 |
| 8, [8] | Amy Mbacké Thiam         | SEN | 52.22 36.5/15.8 |

Although Williams-Darling and Richards had traded wins during the season, Richards was probably a slight favourite by dint of her faster seasonal best (49.28 versus 49.69). Pospelova was the only athlete under 51 seconds in the heats, with 50.80. The serious running began the next day. Richards and Williams-Darling pleased their supporters with Richards winning the first race in 50.05 after easing down, while the Olympic Champion swept away the opposition in the last heat, passing 300m in 35.5 before finishing in 49.69. Pospelova won the other semi in 50.34.

For Thiam, Guevara and Zykina this was their third final. Richards was out fastest, and led at 200m 23.5, with Pospelova and Williams-Darling her closest pursuers. At 300m Richards still led, but the margin was now only one metre as Williams-Darling began to edge closer to the lead. She caught Richards with 30m to go and won by 1½m from the American, with Guevara, the fastest over the last 100m, third just behind Richards. Pospelova placed fourth, nearly 10m ahead of Trotter, while Zykina was sixth – for the third championship in a row!

An emotional Williams-Darling first shouted "what!" repeatedly after winning, before mouthing the words "thank you."

#### First round (First 3 & 6 fastest to semi-finals) (Aug 7)

**Heat 1:** 1, Guevara 51.14; 2, Armetil 51.35; 3, Fall 51.45; 4, Fraser 51.68; 5, Guzowska 52.20; 6, Dimitra Dova GRE 52.29; 7, Egle Uljas EST 52.94; 8, Kou Luogon LBR 54.85

**Heat 2:** 1, Trotter 51.44; 2, Ohuruogu 51.76; 3, Shinkins 51.82; 4, Nadjina 51.88; 5, Teodoro 52.19; 6, Asami Tanno JPN 52.80; 7, Sandrine Thiébaud-Kangni TOG 53.39; 8, Gayane Bulghadartan ARM 59.46

**Heat 3:** 1, Pospelova 50.80; 2, Ponteen 51.37; 3, El Jack 51.61; 4, Maria Laura Almirão BRA 52.69; 5, Livsania Grenot CUB 53.05; 6, Bárbara Petrárn HUN 53.09; 7, Kirsi Mykkänen FIN 53.10; 8, Shifana Ali MDV 61.55

**Heat 4:** 1, Williams-Darling 51.04; 2, Zykina 51.59; 3, Williams 52.07; 4, Kozak 52.19; 5, Grażyna Prokopek POL 52.39; 6, Solèn Desert FRA 52.94; 7, Amantle Montsho BOT 53.97

**Heat 5:** 1, Richards 51.00; 2, Thiam 51.66; 3, Fenton 52.07; 4, Hazel-Ann Regis GRN 52.51; 5, Antonina Yefremova UKR 52.89; 6, Aliann Pompey GUY 53.12; 7, Estie Wittstock RSA 53.28

**Heat 6:** 1, Antyukh 51.38; 2, Henderson 51.65; 3, Usovich 51.66; 4, McConnell 52.00; 5, Ronetta Smith JAM 52.26; 6, Kineke Alexander VIN 54.45; 7, Mounira Al-Saleh SYR 55.83; Hortense Bèwouda CMR DNF

#### Semi-finals (First 2 & 2 fastest to final) (Aug 8)

**Heat 1:** 1, Richards 50.05; 2, Thiam 50.83; 3, Natalya Antyukh RUS 50.99; 4, Nawal El Jack SUD 51.85; 5, Tiandra Ponteen SKN 51.88; 6, Shericka Williams JAM 52.44; 7, Donna Fraser GBR 52.48; 8, Anna Kozak BLR 52.73

**Heat 2:** 1, Pospelova 50.34; 2, Trotter 50.73; 3, Christine Armetil BAH 51.03; 4, Christine Ohuruogu GBR 51.43; 5, Lorraine Fenton JAM 51.48; 6, Kaltouma Nadjina CHA 52.07; 7, Fatou Binetou Fall SEN 52.35; 8, Anna Guzowska POL 52.45

**Heat 3:** 1, Williams-Darling 49.69; 2, Guevara 50.33; 3, Zykina 50.73; 4, Henderson 50.73; 5, Ilona Usovich BLR 50.96; 6, Lee McConnell GBR 51.15; 7, Lucimar Teodoro BRA 51.98; 8, Karen Shinkins IRL 52.17

## Osaka 2007

### Final (Aug 29)

|        |                    |     |       |             |
|--------|--------------------|-----|-------|-------------|
| 1, [6] | Christine Ohuruogu | GBR | 49.61 | 23.78/25.83 |
| 2, [4] | Nicola Sanders     | GBR | 49.65 | 24.08/25.57 |
| 3, [7] | Novlene Williams   | JAM | 49.66 | 23.37/26.29 |
| 4, [9] | Ana Guevara        | MEX | 50.16 |             |



|        |                 |     |       |            |
|--------|-----------------|-----|-------|------------|
| 5, [8] | Deedee Trotter  | USA | 50.17 | 24.1 /26.1 |
| 6, [5] | Natalya Antyukh | RUS | 50.33 |            |
| 7, [3] | Ilona Usovich   | BLR | 50.54 |            |
| 8, [2] | Mary Wineberg   | USA | 50.96 |            |

With Sanya Richards and Allyson Felix running the 200m, Novlene Williams became the pre-race favourite. The Jamaican was the fastest in both preliminary rounds, with 50.21 and 49.66. The other semi-final winners were the British pair of Sanders and Ohuruogu. The latter had just returned from a year's suspension after having missed three doping control tests and clocked a surprising 50.56 in the Osaka warm-up meeting two days before the championships opened.

Williams and former champion Guevara were off fastest in the final, passing 100m in 12.0, then Williams surged and led at halfway in 23.37, with Ohuruogu and Guevara four metres behind. At 300m Williams led by two metres in 35.73, with Antyukh (35.9), Ohuruogu (36.13) and Sanders (36.17) well placed to attack. First Sanders and then Ohuruogu passed Antyukh. The two Britons closed on Williams, finally catching her with five metres to go, and Ohuruogu finally dipped 30cm ahead of Sanders and Williams, who appeared to ease off just before the line. In fourth place Guevara completed what was to be her final individual race. The 2005 champion Tonique Darling had also effectively retired at this point in time.

#### First round (First 4 & 4 fastest to semi-finals) (Aug 26)

**Heat 1:** 1, Antyukh 50.88; 2, Wineberg 51.25; 3, Lloyd 51.42; 4, McConnell 51.44; 5, Oksana Shcherbak UKR 52.39; 6, Justine Bayigga UGA 53.25; 7, Joy Eze NGR 53.83; 8, Olga Tereshkova KAZ 54.09

**Heat 2:** 1, Trotter 51.27; 2, Sanders 51.45; 3, Cuddihy 51.55; 4, Amertil 51.55; 5, Zuzanna Radecka POL 52.19; 6, Folashade Abugan NGR 52.58; 7, Maria Laura Almirão BRA 53.68; 8, HazelAnn Regis GRN 54.78; 9, Vera Barbosa CPV 58.56

**Heat 3:** 1, Veshkurova 51.67; 2, S Williams 51.72; 3, Petránín 51.86; 4, Montsho 51.87; 5, Kineke Alexander VIN 52.51; 6, Ginou Etienne HAI 53.89; 7, Amy Mbacké Thiam SEN 54.31; 8, Nawal Al-Jak SUD 55.29

**Heat 4:** 1, N Williams 50.21; 2, Guevara 50.85; 3, Tirlea 51.59; 4, Martínez 51.74; 5, Pompey 51.95; 6, Ekpuhon 52.05; 7, Makelesi Bulikiobo FIJ 52.23; 8, Solen Désert FRA 54.03

**Heat 5:** 1, Ohuruogu 50.46; 2, Usovich 50.53; 3, Hastings 51.07; 4, Terrero 51.76; 5, Reina 52.02; 6, Tanno 52.13; 7, Gabriela Medina MEX 53.16; 8, Sandrine Thiébaud-Kangni TOG 54.11; 9, Temalangenji Dlamini SWZ 58.27

#### Semi-finals (First 2 & 2 fastest to final) (Aug 27)

**Heat 1:** 1, N Williams 49.66; 2, Guevara 50.19; 3, Usovich 50.31; 4, Joanne Cuddihy IRL 50.73; 5, Lee McConnell GBR 51.07; 6, Indira Terrero CUB 51.08; 7, Natasha Hastings USA 51.45; 8, Asami Tanno JPN 51.81

**Heat 2:** 1, Sanders 49.77; 2, Antyukh 49.93; 3, Trotter 50.31; 4, Shericka Williams JAM 50.37; 5, Christine Amertil BAH 51.18; 6, Daniela Reina ITA 51.99; 7, Barbara Petránín HUN 52.12; 8, Aliann Pompey GUY 53.58

**Heat 3:** 1, Ohuruogu 50.16; 2, Wineberg 50.27; 3, Tatyana Veshkurova RUS 50.71; 4, Amantle Montsho BOT 50.90; 5, Shereefa Lloyd JAM 51.00; 6, Christy Ekpuhon NGR 51.60; 7, Ionela Tirlea ROU 51.62; 8, Aymée Martínez CUB 57.77

## X

### Berlin 2009

#### Final (Aug 18)

|        |                              |     |            |                     |
|--------|------------------------------|-----|------------|---------------------|
| 1, [3] | Sanya Richards               | USA | 49.00      | 23.50/25.50         |
| 2, [4] | Shericka Williams            | JAM | 49.32      | 23.76/25.56         |
| 3, [5] | Antonina Krivoshapka         | RUS | 49.71      | 23.59/26.12         |
| 4, [6] | Novlene Williams-Mills       | JAM | 49.77      | 24.00/25.77         |
| 5, [7] | Christine Ohuruogu           | GBR | 50.21      | 24.32/25.89         |
| 6, [1] | Debbie Dunn                  | USA | 50.35      | 23.94/26.41         |
| 7, [8] | Amantle Montsho              | BOT | 50.65      | 24.47/26.18         |
|        | [2] Anastasiya Kapachinskaya | RUS | DQ (r40.9) | (50.53) 24.39/26.14 |

**Rightful finalist:** Nicola Sanders GBR

At the age of 24, Richards was appearing in her fourth World Championship, but she had never won an individual title. Starting quickly, the American led by a metre at 100m, but then appeared to hold back from pushing too much in the second 100. Working hard in the third quarter of the race, Richards held a lead of over 2m from Krivoshapka coming into the straight. The Russian faded as Shericka Williams, who had won silver in Beijing ahead of Richards, gained 4m on Krivoshapka. She could gain only a half metre on Richards, who lifted her arms in triumph while crossing the line. For the first time, a woman had run 400m in exactly 49 seconds. Williams-Mills just failed to catch Krivoshapka for the bronze.

#### First round (First 3 & 6 fastest to semi-finals) (Aug 15)

**Heat 1:** 1, Litvinova 51.31; 2, Grenot 51.45; 3, Terrero 51.98; 4, Ponteén 52.54; 5, Day 53.13; 6, Marina Maslenco KAZ 54.38; 7, Phyo Thet Khin MYA 60.35

**Heat 2:** 1, N Williams-Mills 51.55; 2, Beard 51.72; 3, Nwachukwu 51.74; 4, Alexander 52.44; 5, Sakari 52.88; 6, Kia Davis LBR 56.85; Khoury Keita MTN DQ (r163.3)

**Heat 3:** 1, Montsho 50.65; 2, S Williams 51.23; 3, Désert-Mariller 51.63; 4, Abugan 51.70; 5, Racheal Nachula ZAM 53.21; Nawal El Jack SUD DNF

**Heat 4:** 1, Dunn 51.13; 2, Kapachinskaya 51.17; 3, Chandrika Rasnayake SRI 53.68; 4, Fatou Bintou Fall SEN 54.46; 5, Rozina Shafqat PAK 60.72; Christine Amertil BAH DQ (r163.3); Ogoebune DQ (r40.9) (52.85)

**Heat 5:** 1, Richards 51.06; 2, Ohuruogu 51.30; 3, Pompey 51.38; 4, González 51.86; 5, Makelesi Batimala FIJ 54.65; 6, Trish Bartholomew GRN 54.89; 7, Claudine Yemalin BEN 58.82

**Heat 6:** 1, Sanders 51.64; 2, Thiam 52.79; 3, Esther Akinsulie CAN 53.21; 4, Asami Tanno JPN 53.30; 5, Sharolyn Scott CRC 55.63; 6, Rania Al-Qabali JOR 60.90; Krivoshapka DQ (r40.9) (51.03)

#### Semi-finals (First 2 & 2 fastest to final) (Aug 16)

**Heat 1:** 1, N Williams-Mills 49.88; 2, Montsho 49.89; 3, Aliann Pompey GUY 50.71; 4, Jessica Beard USA 51.20; 5, Norma González COL 51.91; 6, Kineke Alexander VIN 53.43; Kapachinskaya DQ (r40.9) (50.30); Amaka Ogoebune NGR DQ (r40.9) (DNF)

**Heat 2:** 1, S Williams 49.51; 2, Krivoshapka 49.67; 3, Dunn 49.95; 4, Nicola Sanders GBR 50.45; 5, Amy Mbacké Thiam SEN 51.70; 6, Sade Abugan NGR 51.75; 7, Joy Sakari KEN 52.69; 8, Solen Désert-Mariller FRA 53.26

**Heat 3:** 1, Richards 50.21; 2, Ohuruogu 50.35; 3, Lyudmila Litvinova RUS 50.52; 4, Libania Grenot ITA 50.85; 5, Indira Terrero CUB 51.87; 6, Sorina Nwachukwu GER 51.98; 7, Tiandra Ponteén SKN 53.22; 8, Christine Day JAM 53.46

## X

### Daegu 2011

#### Final (Aug 29)

|        |                              |     |            |                   |
|--------|------------------------------|-----|------------|-------------------|
| 1, [4] | Amantle Montsho              | BOT | 49.56      | 23.3/26.3         |
| 2, [3] | Allyson Felix                | USA | 49.59      | 23.4/26.2         |
| 3, [5] | Francena McCorory            | USA | 50.45      | 23.7/26.8         |
| 4, [2] | Antonina Krivoshapka         | RUS | 50.66      | 23.7/27.0         |
| 5, [7] | Shericka Williams            | JAM | 50.79      | 24.3/26.5         |
| 6, [1] | Sanya Richards-Ross          | USA | 51.32      | 24.1/27.3         |
| 7, [8] | Novlene Williams-Mills       | JAM | 52.89      | 23.5/29.4         |
|        | [6] Anastasiya Kapachinskaya | RUS | DQ (r40.9) | (50.24) 23.8/26.5 |

**Rightful finalist:** Rosemarie Whyte JAM

It was Montsho and Felix who had dominated the world scene with seven IAAF Diamond League wins between them. Felix, drawn inside Montsho, led at 100m, but Montsho drove hard down the back straight and led by a metre at 200m. The Commonwealth Champion then increased her lead slightly on the second curve, passing 300m in 35.7, 0.2 ahead of Felix, with McCorory third in 36.1.

The two leaders drew away from the rest down the final straight, with Felix edging ever closer to Montsho. After a terrific battle, the Botswanan reached the haven of the tape some 30cm ahead. Former champion Ohuruogu was disqualified for false starting in round one.

In 2017, it was confirmed that Kapachinskaya had failed a re-test of her doping samples from the Beijing Olympics and Daegu 2011. All her results since August 17, 2008 were declared invalid. Besides her Daegu bronze, she lost her seventh place from Berlin 2009 and Russia were stripped of relay medals from both championships.

#### First round (First 4 & 4 fastest 9 to semi-finals) (Aug 27)

**Heat 1:** 1, Williams-Mills 51.30; 2, Felix 51.45; 3, Cuddihy 51.82; 4, Milani 51.94; 5, Coutinho 52.15; 6, Graciela Martins GBS 58.22; 7, Sandrine Thiébaud-Kangni TOG 59.68; Pinar Saka TUR DQ (r40.9) (53.59)

**Heat 2:** 1, Soumah 52.23; 2, Beard 52.40; 3, Aliann Pompey GUY 53.59; 4, Tjipekapora Herunga NAM 54.08; 5, Alaa Hikmat Al-Qaysi IRQ 55.62; Yefremova DQ (r40.9) (51.35); Kapachinskaya DQ (r40.9) (51.43)

**Heat 3:** 1, Whyte 51.38; 2, Krivoshapka 51.52; 3, Pygyda 51.67; 4, Magiso 52.23; 5, Nachula 53.49; 6, Daisurami Bonne CUB 53.69; 7, Evodie-Lydie Saramandji CAF 65.10; Christine Ohuruogu GBR DQ (r162.7)

**Heat 4:** 1, Montsho 50.95; 2, McCorory 52.18; 3, McConnell 52.75; 4, Mägi 52.93; 5, González 53.35; 6, Aymée Martínez CUB 53.67; 7, Amber Simukonda MAW 54.81

**Heat 5:** 1, Richards-Ross 51.37; 2, Williams 51.66; 3, Hjelmer 52.26; 4, Rosolová 52.51; 5, Sanders 52.65; 6, Kseniya Karandyuk UKR 54.10; 7, Betty Burua PNG 56.98

#### Semi-finals (First 2 & 2 fastest to final) (Aug 28)

**Heat 1:** 1, Felix 50.36; 2, Williams-Mills 50.48; 3, Krivoshapka 50.55; 4, Nataliya Pygyda UKR 51.61; 5, Moa Hjelmer SWE 52.35; 6, Nicola Sanders GBR 52.47; 7, Maris Mägi EST 53.27; 8, Fantu Magiso ETH 53.41

**Heat 2:** 1, McCorory 50.24; 2, Williams 50.46; 3, Richards-Ross 50.66; 4, Marta Milani ITA 51.86; 5, Geisa Aparecida Coutinho BRA 51.87; 6, Lee McConnell GBR 51.97; 7, Norma González COL 52.29; Antonina Yefremova UKR DQ (r40.9) (50.88)

**Heat 3:** 1, Montsho 50.13; 2, Rosemarie Whyte JAM 50.90; 3, Jessica Beard USA 51.27; 4, Ndeye Fatou Soumah SEN 52.10; 5, Denisa Rosolová CZE 52.53; 6, Racheal Nachula ZAM 53.30; Joanne Cuddihy IRL DQ (r162.7); Kapachinskaya DQ (r40.9) (50.41)

## X

## Moscow 2013

## Final (Aug 12)

|        |                         |     |            |           |           |
|--------|-------------------------|-----|------------|-----------|-----------|
| 1, [4] | Christine Ohuruogu      | GBR | 49.41      | 23.8/25.6 | (49.404)  |
| 2, [5] | Amantle Montsho         | BOT | 49.41      | 23.4/26.0 | (49.408)  |
| 3, [2] | Stephenie-Ann McPherson | JAM | 49.99      | 23.7/26.3 |           |
| 4, [3] | Natasha Hastings        | USA | 50.30      | 23.5/26.8 |           |
| 5, [6] | Francena McCorory       | USA | 50.68      | 23.3/27.4 |           |
| 6, [7] | Kseniya Ryzhova         | RUS | 50.98      | 23.6/27.4 |           |
| 7, [1] | Novlene Williams-Mills  | JAM | 51.49      | 24.3/27.2 |           |
| [8]    | Antonina Krivoshapka    | RUS | DQ (r40.9) | (49.78)   | 23.5/26.3 |

**Rightful finalist:** Libania Grenot ITA

Hastings and McCorory started the fastest, with the former quickly closing the stagger on 2007 champion Ohuruogu. Daegu winner Montsho was in third place at the 100m mark. At halfway, McCorory led by a metre from the Botswanan who had the American in her sights. Montsho (35.7) took the lead at 300m, as McCorory began to waver, with Hastings (36.1) marginally ahead of Krivoshapka and Ohuruogu. By 350m, the Briton had moved up to second, and with every stride was gaining on Montsho. At the line, fatigue seemed to be making Montsho lean back slightly while Ohuruogu dipped sharply for the line. The Briton's winning margin was 4/1000ths of a second – approximately 3cm. "I knew I'd cut it close," she reflected. "I was running and thinking 'I've made a mess of this, haven't I.'"

Krivoshapka was warmly acclaimed by the home crowd for her medal, but she was later exposed as a drug cheat. First the IOC announced that a re-test of the Russian's sample at the 2012 Olympics had found the prohibited substance turinabol. Her performances at those Games, including a relay silver medal, were all annulled. Second, the IAAF formally disqualified all of Krivoshapka's results from August 11, 2012 to August 10, 2014. She therefore was stripped of her bronze from Moscow 2013, while the Russian 4x400m squad were also deleted as gold medallists.

## First round (First 4 &amp; 4 fastest to semi-finals) (Aug 10)

**Heat 1:** 1, Spencer 51.48; 2, Alexander 51.62; 3, Omotoso 51.98; 4, Šerkšnienė 52.28; 5, Olesea Cojuhari MDA 52.45; 6, Kadecia Baird GUY 53.73; Krivoshapka DQ (r40.9) (51.27)

**Heat 2:** 1, Ohuruogu 50.20; 2, Hastings 50.64; 3, Gayot 51.83; 4, Thiam 52.24; 5, Moa Hjelmer SWE 52.39; 6, Joelma Sousa BRA 53.01; 7, Greta Taslakian LBN 54.56; 8, Phumlile Ndzinisa SWZ 56.36

**Heat 3:** 1, McCorory 50.56; 2, McPherson 50.98; 3, Grenot 51.43; 4, Gueï 51.75; 5, Alicia Brown CAN 53.26; 6, Zhao Yanmin CHN 54.03; 7, Sadé Sealy BAR 55.45

**Heat 4:** 1, Ryzhova 50.69; 2, Williams-Mills 50.83; 3, Pygyda 51.17; 4, Răzor 51.51; 5, Herunga 52.01; 6, Bazzoni 52.14; 7, Cremer 52.17

**Heat 5:** 1, Montsho 50.75; 2, George 51.01; 3, Hall 52.20; 4, Bokesa 52.44; 5, Jennifer Carey IRL 52.62; 6, Caitlin Sargent AUS 52.63; Maureen Maiyo KEN DQ (r163.3a)

## Semi-finals (First 2 &amp; 2 fastest to final) (Aug 11)

**Heat 1:** 1, Montsho 49.56; 2, Ryzhova 50.48; 3, Regina George NGR 50.84; 4, Bianca Răzor ROU 51.49; 5, Ashley Spencer USA 51.80; 6, Chiara Bazzoni ITA 52.11; 7, Tijpekapor Herunga NAM 52.28; 8, Patricia Hall JAM 52.62

**Heat 2:** 1, Ohuruogu 49.75; 2, Hastings 49.94; 3, Williams-Mills 50.34; 4, Libania Grenot ITA 50.47; 5, Floria Gueï FRA 51.42; 6, Kineke Alexander VIN 51.64; 7, Amy Mbacké Thiam SEN 52.37; 8, Agnė Šerkšnienė LTU 52.48

**Heat 3:** 1, McCorory 49.86; 2, McPherson 49.99; 3, Nataliya Pygyda UKR 51.02; 4, Marie Gayot FRA 51.54; 5, Aauri Lorena Bokesa ESP 51.94; 6, Omolara Omotoso NGR 52.38; 7, Esther Cremer GER 52.42; Krivoshapka DQ(r40.9) (49.99)

her usual cautious race plan and react to Felix, one lane outside. The American neatly accelerated when she felt the Briton moving up at 250m, and entered the finishing straight with a four-metre advantage over Miller and Jackson. Ohuruogu was still in range to fight for a medal, but faded to last place. Felix may have lost half a metre to Miller in the last 100m, but she came home an easy winner in a lifetime best of 49.26, with Miller also clocking a personal best ahead of a Jamaican quartette.

For Felix, this was a ninth gold medal from IAAF World Championships. That equalled the record set by Usain Bolt when he won the 2015 Beijing 100m, but in the very next race (the men's 200m), Bolt increased his total to 10.

In the first round, a standout performance was the apparent Kenyan record by Zakari of 50.71. Apparent because Zakari was pulled from the semi-finals the next day after it became known that she had failed an out-of-competition doping test in Beijing – on the day before the championships began.

## First round (First 4 &amp; 6 fastest to semi-finals) (Aug 24)

**Heat 1:** 1, Felix 50.60; 2, Gueï 50.89; 3, Pygyda 51.07; 4, Wyciszkiwicz 51.31; 5, Rubie 51.69; 6, Kineke Alexander VIN 52.24; 7, Iveta Pupalová SVK 52.52

**Heat 2:** 1, Ohuruogu 51.01; 2, Gayot 51.24; 3, Hastings 51.25; 4, Maiyo 51.40; 5, Geisa Coutinho BRA 52.72; 6, Amaliya Sharoyan ARM 54.16; Tosin Adeloye NGR DQ (r40.9) (52.42)

**Heat 3:** 1, Day 50.58; 2, Kabange 51.55; 3, Mariya Mikhailuyuk RUS 52.16; 4, Gunta Latiševa-Cudare LAT 52.17; 5, Maria Benedicta Chigbolu ITA 52.48; 6, Audrey Jean-Baptiste CAN 53.18; Joyce Zakari KEN DQ (r40.9) (50.71)

**Heat 4:** 1, McPherson 50.34; 2, Francis 50.52; 3, Kotlyarova 51.42; 4, Regina George NGR 51.74; 5, Małgorzata Hołub POL 51.74; 6, Justine Palframan RSA 52.45; 7, Dil Maya Karki NEP 60.99

**Heat 5:** 1, Răzor 50.37; 2, Jackson 50.41; 3, George 50.87; 4, Onuora 51.14; 5, Muir 51.70; 6, Lisneidy Veitía CUB 52.25; Jacinta Shikanda KEN DQ (r163.3a) (52.21)

**Heat 6:** 1, Miller 50.53; 2, Williams-Mills 51.07; 3, Renzhina 51.55; 4, Grenot 51.64; 5, Olga Zemlyak UKR 52.00; 6, Iga Baumgart POL 52.02; 7, Aauri Lorena Bokesa ESP 52.98

## Semi-finals (First 2 &amp; 2 fastest to final) (Aug 25)

**Heat 1:** 1, Miller 50.12; 2, Day 50.82; 3, Libania Grenot ITA 51.14; 4, Floria Gueï FRA 51.30; 5, Natasha Hastings USA 51.33; 6, Nadezhda Kotlyarova RUS 51.86; 7, Anneliese Rubie AUS 52.04; Joyce Zakari KEN DQ (r40.1) (DNS)

**Heat 2:** 1, Ohuruogu 50.16; 2, McPherson 50.32; 3, Francis 50.50; 4, Patience George NGR 50.76; 5, Marie Gayot FRA 50.97; 6, Yekaterina Renzhina RUS 51.49; 7, Patrycja Wyciszkiwicz POL 51.94; 8, Carline Muir CAN 52.31

**Heat 3:** 1, Felix 49.89; 2, Jackson 50.03; 3, Williams-Mills 50.47; 4, Nataliya Pygyda UKR 50.62; 5, Anyika Onuora GBR 50.87; 6, Bianca Răzor ROU 51.05; 7, Maureen Maiyo KEN 51.92; 8, Mupopo Kabange ZAM 51.93

## 400 METRES

## Multiple Medallists:

|   |                        |     |                  |
|---|------------------------|-----|------------------|
| 3 | Jearl Miles/Clark      | USA | 93-1, 95-3, 97-3 |
|   | Lorraine Graham/Fenton | JAM | 99-3, 01-2, 03-2 |
|   | Ana Guevara            | MEX | 01-3, 03-1, 05-3 |
| 2 | Marie-José Pérec       | FRA | 91-1, 95-1       |
|   | Sandie Richards        | JAM | 93-3, 97-2       |
|   | Cathy Freeman          | AUS | 97-1, 99-1       |
|   | Amy Mbacké Thiam       | SEN | 01-1, 03-3       |
|   | Sanya Richards         | USA | 05-2, 09-1       |
|   | Christine Ohuruogu     | GBR | 07-1, 13-1       |
|   | Allyson Felix          | USA | 11-2, 15-1       |
|   | Amantle Montsho        | BOT | 11-1, 13-2       |

## Most Finals:

|   |                        |     |                              |
|---|------------------------|-----|------------------------------|
| 5 | Novlene Williams/Mills | JAM | 07-3, 09-4, 11-7, 13-7, 15-6 |
|---|------------------------|-----|------------------------------|

## Most Appearances:

|   |       |
|---|-------|
| 7 | Thiam |
|---|-------|

## National Placings:

|     | 1 | 2 | 3 | 4 | 5 | 6 | 7 | 8 | Points |
|-----|---|---|---|---|---|---|---|---|--------|
| USA | 3 | 3 | 3 | 1 | 5 | 2 | 5 | 3 | 107    |
| JAM | - | 4 | 5 | 2 | 2 | 1 | 3 | 1 | 86     |
| RUS | - | - | 1 | 4 | - | 6 | - | 3 | 47     |
| GER | - | 3 | 1 | 3 | - | - | 2 | - | 46     |
| GBR | 2 | 1 | - | - | 2 | - | 1 | 1 | 34     |
| BAH | 1 | 2 | - | - | 1 | - | 1 | - | 28     |
| URS | 1 | - | 1 | 2 | - | 1 | - | 1 | 28     |
| MEX | 1 | - | 2 | 1 | - | - | - | - | 25     |
| AUS | 2 | - | - | 1 | - | - | - | - | 21     |
| BOT | 1 | 1 | - | - | - | - | 1 | - | 17     |
| FRA | 2 | - | - | - | - | - | - | - | 16     |
| NGR | - | - | - | 1 | 2 | 1 | - | - | 16     |

## Beijing 2015

## Final (Aug 27)

|        |                         |     |       |           |
|--------|-------------------------|-----|-------|-----------|
| 1, [6] | Allyson Felix           | USA | 49.26 | 23.3/26.0 |
| 2, [5] | Shaunae Miller          | BAH | 49.67 | 23.7/26.0 |
| 3, [4] | Shericka Jackson        | JAM | 49.99 | 23.4/26.6 |
| 4, [8] | Christine Day           | JAM | 50.14 | 24.3/25.8 |
| 5, [9] | Stephenie Ann McPherson | JAM | 50.42 | 24.2/26.2 |
| 6, [2] | Novlene Williams-Mills  | JAM | 50.47 | 23.9/26.6 |
| 7, [3] | Phyllis Francis         | USA | 50.51 | 23.9/26.6 |
| 8, [7] | Christine Ohuruogu      | GBR | 50.63 | 23.7/26.9 |

Felix went out startlingly fast in the final, and was a full six metres up on Ohuruogu after 100m. This appeared to cause the Briton to abandon

| Women's 400 Metres, continued |           |           |           |           |           |           |           |           |            |
|-------------------------------|-----------|-----------|-----------|-----------|-----------|-----------|-----------|-----------|------------|
| National Placings:            |           |           |           |           |           |           |           |           |            |
|                               | 1         | 2         | 3         | 4         | 5         | 6         | 7         | 8         | Points     |
| TCH                           | 1         | 1         | -         | -         | -         | -         | -         | -         | 15         |
| SEN                           | 1         | -         | 1         | -         | -         | -         | -         | 1         | 15         |
| ESP                           | -         | -         | 1         | -         | -         | 1         | -         | -         | 9          |
| CAN                           | -         | -         | -         | -         | 1         | 1         | -         | -         | 7          |
| COL                           | -         | -         | -         | -         | 1         | 1         | -         | -         | 7          |
| CHA                           | -         | -         | -         | -         | 1         | -         | -         | -         | 4          |
| CZE                           | -         | -         | -         | -         | -         | 1         | -         | -         | 3          |
| BLR                           | -         | -         | -         | -         | -         | -         | 1         | -         | 2          |
| CMR                           | -         | -         | -         | -         | -         | -         | 1         | -         | 2          |
| <b>Totals</b>                 | <b>15</b> | <b>15</b> | <b>15</b> | <b>15</b> | <b>15</b> | <b>15</b> | <b>15</b> | <b>10</b> | <b>535</b> |

**800 Metres****Helsinki 1983****Final (Aug 9)**

|    |                        |     |         |
|----|------------------------|-----|---------|
| 1, | Jarmila Kratochvílová  | TCH | 1:54.68 |
| 2, | Lyubov Gurina          | URS | 1:56.11 |
| 3, | Yekaterina Podkopayeva | URS | 1:57.58 |
| 4, | Margrit Klinger        | FRG | 1:58.11 |
| 5, | Robin Campbell         | USA | 2:00.03 |
| 6, | Doina Melinte          | ROU | 2:00.13 |
| 7, | Milena Matejkovičová   | TCH | 2:01.72 |
| 8, | Antje Schröder         | GDR | 2:02.13 |

For some observers, Kratochvílová's greatest moment in Helsinki came the day before her 400m world record. The Czech runner was faced with a 400m semi-final and an 800m final within 35 minutes. She comfortably won the first of the 400m semi-finals in 51.08 before receiving a massage in preparation for the two-lap final.

Precisely 33:27.5 after the finish of that first 400m semi, the gun fired for the 800m final. The leader at the break from lanes in the final was Gurina. She was overtaken by Podkopayeva, who went through the bell in 57.59. After the race, the Soviet duo said they felt they should have set a faster pace. As it was, Kratochvílová stayed comfortably in third place until Gurina went to the front again on the final backstraight. Kratochvílová quickly covered this move, but held back for a further 100m before taking the lead herself.

The Czech runner opened up a gap of 10m on the final bend and raced further away in the straight. She crossed the line in 1:54.68, a time which only one other woman had ever bettered. Her final 200m had taken just 27.3 – quicker than three of the runners in the men's 800m final.

**First round (First 3 & 4 fastest to semi-finals) (Aug 7)**

**Heat 1:** 1, Klinger 2:02.08; 2, Januchta 2:02.58; 3, Matejkovičová 2:02.60; 4, Lina 2:04.50; 5, Attina Sawtell COK 2:18.25; 6, Kungu Bankombo COD 2:19.68

**Heat 2:** 1, Podkopayeva 2:06.42; 2, Petrova 2:06.60; 3, Moravciková 2:06.76; 4, McCabe 2:07.23; 5, Maria Lomba STP 2:21.90; Fatalmoudo Touré MLI DQ

**Heat 3:** 1, Schröder 2:10.61; 2, Kratochvílová 2:12.35; 3, N'Drin 2:12.52; 4, Halah Mughrabi SYR 2:15.37; 5, Eucaris Caicedo COL 2:17.06; 6, Soifiya Mohamed COM 2:55.64; Irina Podyalovskaya URS DNS

**Heat 4:** 1, Gurina 2:04.17; 2, Melinte 2:04.30; 3, Campbell 2:04.83; 4, Krebs 2:05.49; 5, Bean 2:13.80; 6, Tranh Thi Be VIE 2:17.54; 7, Khadija Al Matari JOR 2:28.72

**Semi-finals (First 4 to final) (Aug 8)**

**Heat 1:** 1, Podkopayeva 1:59.55; 2, Kratochvílová 1:59.58; 3, Matejkovičová 2:00.02; 4, Campbell 2:00.22; 5, Jolanta Januchta POL 2:01.23; 6, Jill McCabe SWE 2:01.91; 7, Elena Lina ROU 2:03.59; 8, Celestine N'Drin CIV 2:08.14

**Heat 2:** 1, Gurina 1:59.33; 2, Schröder 1:59.46; 3, Klinger 1:59.49; 4, Melinte 1:59.60; 5, Zuzana Moravciková TCH 1:59.96; 6, Totka Petrova BUL 2:01.32; 7, Tina Krebs DEN 2:02.19; 8, Jennifer Bean BER 2:12.93

**Rome 1987****Final (Aug 31)**

|    |                       |     |         |
|----|-----------------------|-----|---------|
| 1, | Sigrun Wodars         | GDR | 1:55.26 |
| 2, | Christine Wachtel     | GDR | 1:55.32 |
| 3, | Lyubov Gurina         | URS | 1:55.56 |
| 4, | Ana Quirot            | CUB | 1:55.84 |
| 5, | Jarmila Kratochvílová | TCH | 1:57.81 |
| 6, | Mitica Junghiatu      | ROU | 1:59.66 |

|    |                     |     |         |
|----|---------------------|-----|---------|
| 7, | Nadezhda Olizarenko | URS | 2:00.28 |
| 8, | Slobodanka Čolović  | YUG | 2:02.09 |

The two closely-matched GDR runners, Wachtel and Wodars, took control of the final from the start. Wachtel raced through 200m in 26.89 before Wodars went to the front to pass the bell in 56.30.

Quirot, Gurina and Kratochvílová were in touch, but the defending champion fell back on the second lap. Wachtel moved to the front again at 600m (1:25.08). Into the finishing straight, Quirot made her bid round the outside of Wachtel, who herself had drifted away from the kerb. This allowed Wodars to take the shortest route through on the inside. The three ran in a line for an instant. Wodars then moved ahead to win. Quirot never got on terms with the GDR pair and was then deprived of the bronze by Gurina.

**First round (First 3 & 4 fastest to semi-finals) (Aug 29)**

**Heat 1:** 1, Čolović 2:02.54; 2, Walton Floyd 2:02.76; 3, Kratochvílová 2:03.06; 4, Rosa Colorado ESP 2:03.40; 5, Soraya Telles BRA 2:03.55; 6, AUSA Mwendachabe ZAM 2:07.06; 7, Jacqueline Rasoazanamanalina MAD 2:11.27; Maria Lomba STP DNS

**Heat 2:** 1, Quirot 2:01.99; 2, Junghiatu 2:02.23; 3, Thoumas 2:02.54; 4, Washington 2:02.61; 5, Selina Chirchir KEN 2:02.90; 6, Jennifer Fisher BER 2:09.04; 7, Mireille Sankatsing SUR 2:12.02; Sarmila Ray BAN DNS

**Heat 3:** 1, Wachtel 2:01.50; 2, Gurina 2:01.74; 3, Edwards 2:02.57; 4, Catalina Gheorghiu ROU 2:03.04; 5, Angelita Lind PUR 2:04.59; 6, Puseletso Monkoe LES 2:22.29; 7, Leticia Thomas DMA 2:26.02; Andri Avraam CYP DNS

**Heat 4:** 1, Wodars 1:59.97; 2, Sedlaková 2:00.23; 3, Olizarenko 2:00.28; 4, Burzminski 2:01.62; 5, Clark 2:01.81; 6, Akra 2:02.24; 7, Zeina Boulos Neaime LBN 2:15.75; Kungu Bankombo COD DNS

**Semi-finals (First 3 & 2 fastest to final) (Aug 30)**

**Heat 1:** 1, Quirot 1:57.96; 2, Wodars 1:58.06; 3, Gurina 1:58.16; 4, Kratochvílová 1:58.65; 5, Čolović 1:58.85; 6, Diane Edwards GBR 1:59.34; 7, Essie Washington USA 2:02.65; 8, Mary Burzminski CAN 2:03.72

**Heat 2:** 1, Wachtel 2:01.47; 2, Olizarenko 2:01.63; 3, Junghiatu 2:01.65; 4, Gabriela Sedlaková TCH 2:02.27; 5, Delisa Walton-Floyd USA 2:02.45; 6, Nathalie Thoumas FRA 2:03.90; 7, Maria Akra SWE 2:05.20; 8, Joetta Clark USA 2:06.10

**Tokyo 1991****Final (Aug 26)**

|    |                     |     |                        |
|----|---------------------|-----|------------------------|
| 1, | Liliya Nurutdinova  | URS | 1:57.50                |
| 2, | Ana Quirot          | CUB | 1:57.55                |
| 3, | Ella Kovacs         | ROU | 1:57.58                |
| 4, | Maria Mutola        | MOZ | 1:57.63 <sup>WJR</sup> |
| 5, | Letitia Vriesde     | SUR | 1:58.25                |
| 6, | Christine Wachtel   | GER | 1:58.90                |
| 7, | Ann Williams        | GBR | 2:01.01                |
| 8, | Svetlana Masterkova | URS | 2:02.92                |

Liliya Nurutdinova – whose previous major honour was the 1990 European bronze medal – was a surprise winner after a dramatic finish.

The Soviet runner led through the first lap of the final (56.44), closely followed by the favourite, Quirot. Six women were still in contention around the last bend, and Quirot nosed in front on the inside to lead with 100m remaining. Nurutdinova reacted to regain a narrow advantage. Kovacs was close behind as was the teenage sensation from Mozambique, Mutola.

Nurutdinova succeeded in holding off Quirot, while Mutola found that her fast finish was blocked by Kovacs. The Romanian drifted into the path of the Mozambique runner. The two collided and Kovacs fell across the finishing line. Just 0.13 separated the first four finishers. A protest was lodged on Mutola's behalf, but this was rejected. She nevertheless set a new world junior record.

**First round (First 2 & 6 fastest to semi-finals) (Aug 24)**

**Heat 1:** 1, Kovacs 2:01.06; 2, Williams 2:01.44; 3, Figueirêdo 2:01.71; 4, Clark 2:01.81; 5, Tuuli Merikoski FIN 2:03.84; 6, Gabriella Dorio ITA 2:07.54; 7, Nana-Kaddine Thera MLI 2:30.77

**Heat 2:** 1, Masterkova 2:04.52; 2, Crooks 2:04.60; 3, Meredith Rainey USA 2:04.84; 4, Mitica Constantin ROU 2:06.53; 5, Sharon Stewart AUS 2:08.72; 6, Mantokaone Pitso LES 2:24.63; Shermaine Ross GRN DNS

**Heat 3:** 1, Mutola 2:00.86; 2, Quirot 2:00.88; 3, Grau 2:00.99; 4, Maria Akra SWE 2:02.58; 5, Mayte Zúñiga ESP 2:03.24; 6, Edith Nakiyngi UGA 2:05.19; Dawne Williams DMA DNS

**Heat 4:** 1, Floyd 2:00.05; 2, Bruhns 2:00.11; 3, Nurutdinova 2:00.13; 4, Baker 2:01.22; 5, Ellen van Langen NED 2:02.02; 6, Aisling Molloy IRL 2:02.31; 7, Sharmaine Williams TKS 3:00.97



**Heat 5:** 1, Wachtel 2:01.45; 2, Vriesde 2:01.51; 3, Strnadová 2:01.95; 4, Inna Yevseyeva URS 2:03.09; 5, Tudorita Chidu ROU 2:03.81; 6, Elsa Amaral POR 2:03.83; 7, Paula Fryer GBR 2:04.64; 8, Sylene Blake MNT 2:51.71

**Semi-finals (First 4 to final) (Aug 25)**

**Heat 1:** 1, Quirot 2:00.08; 2, Kovacs 2:00.13; 3, Nurutdinova 2:00.13; 4, Williams 2:00.30; 5, Milena Strnadová TCH 2:00.47; 6, Maria Figueirêdo BRA 2:01.53; 7, Joetta Clark USA 2:02.35; Sigrun Grau GER DNS

**Heat 2:** 1, Wachtel 1:59.10; 2, Vriesde 1:59.15; 3, Masterkova 1:59.15; 4, Mutola 1:59.29; 5, Birthe Bruhns GER 1:59.93; 6, Charmaine Crooks CAN 2:00.63; 7, Lorraine Baker GBR 2:01.32; Delisa Floyd USA DQ (2:01.32)

## X Stuttgart 1993

### Final (Aug 17)

|    |                    |     |                      |
|----|--------------------|-----|----------------------|
| 1, | María Mutola       | MOZ | 1:55.43              |
| 2, | Lyubov Gurina      | RUS | 1:57.10              |
| 3, | Ella Kovacs        | ROU | 1:57.92              |
| 4, | Diane Modahl       | GBR | 1:59.42              |
| 5, | Meredith Rainey    | USA | 1:59.57              |
| 6, | Liu Li             | CHN | 2:04.45              |
| 7, | Tina Paulino       | MOZ | 3:19.89              |
|    | Liliya Nurutdinova | RUS | DQ (r40.1) (3:19.18) |

**Rightful finalist:** Christine Wachtel GER

By 1993, Mutola – fourth in Tokyo – had developed into the world's leading two-lap runner. The pace in the final was set by Rainey, who had employed the same tactic in the semi-final where she set a lifetime best. She passed 400m in 55.49 with Mutola next to last. On the second backstraight, Mutola rapidly improved to get in front at the start of the last bend. At this instant, disaster struck the other Mozambique runner in the final, Paulino – a distant cousin of Mutola and considered a serious threat. She tripped and fell, taking with her Liu and Nurutdinova. This left 36 year-old Gurina an isolated second. Mutola stretched her lead to 15m with a 29.47 last 200m. Gurina repeated her 1983 silver and Kovacs her 1991 bronze.

After the race there was more bad news for the deposed champion Nurutdinova – she failed a doping control test.

### First round (First 2 & 6 fastest to semi-finals) (Aug 14)

**Heat 1:** 1, Liu 1:59.60; 2, Gurina 1:59.90; 3, Wachtel 2:01.42; 4, Satu Jaaskelainen FIN 2:03.66; 5, Carla Sacramento POR 2:03.74; 6, Sheila Seebaluk MRI 2:10.54; 7, Ablavi Agbenyeye TOG 2:23.19

**Heat 2:** 1, Paulino 2:01.46; 2, Holmes 2:01.70; 3, Natalya Dukhnova BLR 2:01.78; 4, Wang Yuan CHN 2:02.98; 5, Luciana Mendes BRA 2:03.55; 6, Shiny Wilson IND 2:06.64; 7, Alia Almatari JOR 2:15.23; 8, Shermaine Ross GRN 2:15.84

**Heat 3:** 1, Modahl 2:00.80; 2, Nurutdinova 2:00.85; 3, Wickus 2:00.91; 4, Zwiener 2:01.37; 5, Mernikova 2:01.65; 6, Anna Brzezińska POL 2:01.67; 7, Laurence Niyonsaba RWA 2:12.52

**Heat 4:** 1, Kovacs 2:01.36; 2, Figueirêdo 2:01.91; 3, Joetta Clark USA 2:02.15; 4, Fabia Trbaldo ITA 2:02.36; 5, Yelena Storchevaya UKR 2:03.50; 6, Edith Nakiyingi UGA 2:07.81; 7, Karolina Tanona FIJ 2:15.12

**Heat 5:** 1, Mutola 1:59.81; 2, Rainey 1:59.87; 3, Bruhns 2:00.29; 4, Wamuyu 2:01.59; 5, Yelena Afanasyeva RUS 2:01.94; 6, Lorie Ann Adams GUY 2:09.77; 7, Tamador Ismail SUD 2:41.51

### Semi-finals (First 4 to final) (Aug 15)

**Heat 1:** 1, Mutola 1:58.69; 2, Liu 1:58.96; 3, Modahl 1:59.12; 4, Nurutdinova 1:59.17; 5, Christine Wachtel GER 1:59.86; 6, Amy Wickus USA 2:00.55; 7, Oksana Mernikova BLR 2:01.20; 8, Gladys Wamuyu KEN 2:02.13

**Heat 2:** 1, Paulino 1:57.31; 2, Kovacs 1:57.46; 3, Rainey 1:57.63; 4, Gurina 1:57.82; 5, Kelly Holmes GBR 1:58.64; 6, Birthe Bruhns GER 1:59.66; 7, Sabine Zwiener GER 2:00.77; 8, Maria Figueirêdo BRA 2:01.01

## Gothenburg 1995

### Final (Aug 13)

|    |                    |     |         |
|----|--------------------|-----|---------|
| 1, | Ana Quirot         | CUB | 1:56.11 |
| 2, | Letitia Vriesde    | SUR | 1:56.68 |
| 3, | Kelly Holmes       | GBR | 1:56.95 |
| 4, | Patricia Djaté     | FRA | 1:57.04 |
| 5, | Meredith Rainey    | USA | 1:58.20 |
| 6, | Ellen van Langen   | NED | 1:58.98 |
| 7, | Lyubov Gurina      | RUS | 1:59.16 |
| 8, | Tatyana Grigoryeva | RUS | 2:05.55 |

The unfortunate Mutola was disqualified after winning her semi for stepping on the line inside her lane at the start of the race. Thus ended

her 42-race winning streak which stretched back to 1992 and meant she could not defend her title.

In Mutola's absence, few would have wished to devalue Ana Quirot's victory in the final which provided the most emotional moment of the week. The Cuban, fourth in 1987 and second in 1991, was making a courageous comeback after a terrible domestic accident in January 1993 which left her with burns over much of her upper body.

Just as she did in Stuttgart, Rainey took up the pace in the final. She went through 400m in 56.42 and was still in front at 600m (1:25.91). Holmes then edged in front in the finishing straight before being passed in turn by Quirot then Vriesde. The 32 year-old Cuban won easily with a 1995 world best.

"In my heart I never thought I could come back so strongly," said Quirot. "This is the most beautiful victory of my life."

Djaté, who just failed to overtake Holmes for the bronze, overcame the loss of a shoe in the semi-final to qualify for the final.

### First round (First 2 & 6 fastest to semi-finals) (Aug 10)

**Heat 1:** 1, Djaté 1:59.07; 2, van Langen 1:59.61; 3, Dukhnova 2:00.13; 4, Amy Wickus USA 2:01.38; 5, Malin Ewerlöf SWE 2:02.28; 6, Julia Sakara ZIM 2:03.68; 7, Yaznee Nasheeda MDV 2:34.18

**Heat 2:** 1, Vriesde 1:59.73; 2, Grigoryeva 2:00.03; 3, Holmes 2:00.23; 4, Paulino 2:00.75; 5, Jongmans 2:01.13; 6, Kutre Dulecha ETH 2:01.74; 7, Lorie Ann Adams GUY 2:07.57; 8, Fanta Camara GUI 2:20.78

**Heat 3:** 1, Quirot 2:00.84; 2, Afanasyeva 2:01.04; 3, Petya Strashilova BUL 2:01.54; 4, Joetta Clark USA 2:01.70; 5, Karen Gydesen DEN 2:04.41; 6, Regula Zürcher SUI 2:05.87; 7, Cheong Tsui Fong SGP 2:19.35

**Heat 4:** 1, Mutola 1:59.93; 2, Rainey 2:00.13; 3, Kovacs 2:00.95; 4, Miroshnik 2:01.24; 5, Anne Bruns GER 2:03.16; 6, Aisling Molloy IRL 2:04.15; Inez Turner JAM DQ (r163.3)

**Heat 5:** 1, Yevseyeva 2:01.74; 2, Gurina 2:01.76; 3, Luciana Mendes BRA 2:01.82; 4, Charmaine Crooks CAN 2:02.04; 5, Ludmila Formanová CZE 2:02.39; 6, Jyotirmoy Sikdar IND 2:03.68; 7, Rita Martin SUD 2:43.22

### Semi-finals (First 4 to final) (Aug 11)

**Heat 1:** 1, Quirot 2:01.37; 2, Holmes 2:01.52; 3, Djaté 2:01.73; 4, Vriesde 2:02.75; 5, Yelena Afanasyeva RUS 2:03.66; 6, Svetlana Miroshnik UKR 2:03.72; 7, Tina Paulino MOZ 2:04.51; 8, Stella Jongmans NED 2:05.11

**Heat 2:** 1, Rainey 1:58.49; 2, Grigoryeva 1:58.61; 3, Gurina 1:58.70; 4, van Langen 1:58.86; 5, Natalya Dukhnova BLR 1:59.45; 6, Inna Yevseyeva UKR 2:00.93; 7, Ella Kovacs ROU 2:03.31; Maria Mutola MOZ DQ (r163.3) (1:58.20)

## Athens 1997

### Final (Aug 9)

|    |                   |     |         |
|----|-------------------|-----|---------|
| 1, | Ana Quirot        | CUB | 1:57.14 |
| 2, | Yelena Afanasyeva | RUS | 1:57.56 |
| 3, | María Mutola      | MOZ | 1:57.59 |
| 4, | Letitia Vriesde   | SUR | 1:58.12 |
| 5, | Ludmila Formanová | CZE | 1:59.52 |
| 6, | Toni Hodgkinson   | NZL | 2:00.40 |
| 7, | Joetta Clark      | USA | 2:02.05 |
| 8, | Stella Jongmans   | NED | 2:05.50 |

Two years earlier Quirot capitalised on the disqualification of the previously all-conquering Mutola to bring off an emotionally charged victory. This time Mutola made it safely to the final, although she did squander precious energy in her semi by front running an extravagant 1:57.49. Mutola loved to lead at a fast pace, almost always running the finish out of her opponents, but in the final her splits of 58.32 at 400m and 88.28 at 600m proved insufficient. Quirot stuck resolutely to her and pulled clear 50m from the finish to become the first repeat winner of a global title in the women's 800, while to add insult to injury Mutola was piped for second on the line by Afanasyeva.

### First round (First 2 & 6 fastest to semi-finals) (Aug 6)

**Heat 1:** 1, Formanová 2:01.46; 2, Dukhnova 2:02.39; 3, Linda Kisabaka GER 2:03.22; 4, Julia Sakara ZIM 2:03.55; 5, Öznuur Dursun TUR 2:04.62; 6, Léontine Tsiba CGO 2:07.34; 7, Abok Shol SUD 2:16.74; Malin Ewerlöf SWE DNS

**Heat 2:** 1, Quirot 2:01.56; 2, Buzhenko 2:02.00; 3, Hodgkinson 2:02.21; 4, Jill McMullen USA 2:06.16; 5, Theoni Kostopoulou GRE 2:07.32; 6, Jolanda Čeplak SLO 2:10.97; 7, Adama Njie GAM 2:13.50

**Heat 3:** 1, Vriesde 2:00.92; 2, Jongmans 2:01.06; 3, Tsyoma 2:01.87; 4, Rosa Kutty IND 2:02.22; 5, Kathy Rounds USA 2:03.33; 6, Dawn Sewer-Williams DMA 2:03.35; 7, Natalia Al-Farran LBN 2:18.11; 8, Donata Mutegwamaso RWA 2:25.07

**Heat 4:** 1, Mutola 2:00.88; 2, Clark 2:01.15; 3, Strashilova 2:01.49; 4, Benida-Merah 2:01.54; 5, Stephanie Graf AUT 2:02.52; 6, Charmaine Crooks CAN 2:02.84; 7, Yaznee Nasheeda MDV 2:36.18; Anhel Alberta Cape GBS DNS

**Heat 5:** 1, Afanasyeva 2:00.12; 2, Mendes 2:00.89; 3, Benhassi 2:01.56; 4, Rydz 2:01.68; 5, Iryna Nedelenko UKR 2:03.56; 6, Monika Kinnunen FIN 2:04.11; 7, Monica Randi SMR 2:16.00

#### Semi-finals (First 4 to final) (Aug 7)

**Heat 1:** 1, Mutola 1:57.49; 2, Afanasyeva 1:59.05; 3, Jongmans 1:59.32; 4, Clark 1:59.34; 5, Luciana Mendes BRA 1:59.45; 6, Yelena Buzhenko UKR 2:02.62; 7, Hasna Benhassi MAR 2:03.70; 8, Małgorzata Rydz POL 2:05.00

**Heat 2:** 1, Quirot 1:59.37; 2, Vriesde 1:59.62; 3, Formanová 1:59.71; 4, Hodgkinson 2:00.25; 5, Natalya Dukhnova BLR 2:00.91; 6, Nouria Benida-Merah ALG 2:01.08; 7, Petya Strashilova BUL 2:01.44; Lyubov Tsyoma RUS DQ (r40.1) (DNF)

### Seville 1999

#### Final (Aug 24)

|    |                     | Halves |                     |
|----|---------------------|--------|---------------------|
| 1, | Ludmila Formanová   | CZE    | 1:56.68 57.9 /58.8  |
| 2, | Maria Mutola        | MOZ    | 1:56.72 57.7 /59.1  |
| 3, | Svetlana Masterkova | RUS    | 1:56.93 58.0 /59.0  |
| 4, | Jearl Miles-Clark   | USA    | 1:57.40 57.63/59.77 |
| 5, | Natalya Tsyganova   | RUS    | 1:57.81 58.0 /59.8  |
| 6, | Natalya Gorelova    | RUS    | 1:57.90 58.1 /59.8  |
| 7, | Stephanie Graf      | AUT    | 1:57.92 58.0 /59.9  |
| 8, | Natalya Dukhnova    | BLR    | 1:58.69 58.0 /60.7  |

On paper it should have been between Olympic Champion Masterkova, the year's fastest performer at 1:55.87, and the 1993 World Champion Mutola with a personal best of 1:55.19. Masterkova had beaten Mutola in Oslo and Rome but, hampered by an ankle problem, she could finish only 4th, 3rd and 2nd in Paris, Monaco and Zürich, Mutola winning each time. However, it was Formanová, who had pulled off a sensational victory over Mutola for the world indoor title earlier in the year, who brought off a magnificent last-gasp victory in a most thrilling race.

Miles-Clark cut out a swift pace (27.14, 57.63, 87.45) but as she faded early in the final straight it was Mutola and Masterkova who fought it out for the lead. Mutola edged ahead but a late run by the previously boxed in Formanová, finishing in lane 4, enabled her to follow in the footsteps of her coach Jarmila Kratochvílová. "I couldn't believe I had won," she said. "I could see I was catching the girls up but I never thought I could win." Mutola said she had concentrated on Masterkova and Miles-Clark. "I didn't see Formanová coming. When I did it was too late."

#### First round (First 2 & 6 fastest to Semi-finals) (Aug 21)

**Heat 1:** 1, Miles-Clark 2:00.32; 2, Gesell 2:00.32; 3, Vriesde 2:00.46; 4, Diane Modahl GBR 2:00.83; 5, Judit Varga HUN 2:01.72; 6, Toni Hodgkinson NZL 2:02.18; 7, Tytti Reho FIN 2:03.72

**Heat 2:** 1, Graf 2:00.16; 2, Tsyganova 2:00.32; 3, Meredith Valmon USA 2:00.86; 4, Patrizia Spuri ITA 2:01.00; 5, Irina Lishchinskaya UKR 2:01.53; 6, Tamsyn Lewis AUS 2:03.03; 7, Leontine Tsiba CGO 2:04.19; 8, Alberta Cape GBS 2:19.79

**Heat 3:** 1, Stals 2:00.07; 2, Mutola 2:00.10; 3, Gorelova 2:00.13; 4, Dukhnova 2:00.42; 5, Grace Birungi UGA 2:02.71; 6, Julia Sakara ZIM 2:03.52; Kutre Dulecha ETH DNS

**Heat 4:** 1, Formanová 1:59.52; 2, Holmes 1:59.72; 3, John 2:00.49; 4, Langerholc 2:00.50; 5, Zulia Calatayú CUB 2:00.93; 6, Heidi Jensen DEN 2:01.12; 7, Vicky Lynch-Pounds CAN 2:02.66; 8, Adede Mwamba ZAM 2:07.96

**Heat 5:** 1, Masterkova 2:00.27; 2, Buzhenko 2:00.33; 3, Kisabaka 2:00.46; 4, Anita Brägger SUI 2:01.89; 5, Adoración García ESP 2:04.68; 6, Charmaine Howell JAM 2:04.73; 7, Tsvetelina Kirilova BUL 2:07.41

#### Semi-finals (First 3 & 2 fastest to final) (Aug 22)

**Heat 1:** 1, Mutola 1:59.84; 2, Miles-Clark 2:00.37; 3, Tsyganova 2:00.67; 4, Kelly Holmes GBR 2:00.77; 5, Linda Kisabaka GER 2:00.81; 6, Lwiza John TAN 2:01.92; 7, Yelena Buzhenko UKR 2:02.01; 8, Sandra Stals BEL 2:09.22

**Heat 2:** 1, Masterkova 1:59.25; 2, Formanová 1:59.42; 3, Graf 1:59.61; 4, Dukhnova 2:00.03; 5, Gorelova 2:00.14; 6, Letitia Vriesde SUR 2:00.33; 7, Claudia Gesell GER 2:01.24; 8, Brigita Langerholc SLO 2:04.51

### Edmonton 2001

#### Final (Aug 12)

|    |                  |     |         |             |
|----|------------------|-----|---------|-------------|
| 1, | Maria Mutola     | MOZ | 1:57.17 | 59.4 /57.7  |
| 2, | Stephanie Graf   | AUT | 1:57.20 | 59.3 /57.9  |
| 3, | Letitia Vriesde  | SUR | 1:57.35 | 59.08/58.27 |
| 4, | Faith Macharia   | KEN | 1:58.98 | 59.7 /59.3  |
| 5, | Diane Cummins    | CAN | 1:59.49 | 59.6 /59.9  |
| 6, | Kelly Holmes     | GBR | 1:59.76 | 59.4 /60.4  |
| 7, | Maite Martínez   | ESP | 2:00.09 | 59.7 /60.4  |
| 8, | Yvonne Teichmann | GER | 2:04.33 | 59.8 /64.5  |

Mutola regained her title after "probably the most difficult race I have ever run." The final was orchestrated by 1995 silver medallist Vriesde, who passed 400m in 59.07 before running a fierce third 200m (29.55) which drew her and the two favourites – Mutola and Graf – away from the field.

Surprising, Vriesde (36) did not tie up and continued running strongly down the finishing straight. Graf nipped in front with 60m remaining but Mutola seemed to be leaving her challenge too late and remained behind the gallant Vriesde. Eventually, she managed to move up and outdip Graf at the last possible moment, just as she had at the World Indoor Championships in Lisbon. Mutola therefore became the only athlete to win gold at the 2000 Olympics and both World Championships in 2001.

#### First round (First 3 & 4 fastest to semi-finals) (Aug 9)

**Heat 1:** 1, Mutola 1:59.96; 2, Holmes 2:00.08; 3, Cummins 2:00.46; 4, Čepļak 2:00.46; 5, Clark 2:00.56; 6, Brägger 2:00.65; 7, Lewis 2:00.86; 8, Hind Koko SUD 2:27.96

**Heat 2:** 1, Macharia 2:03.83; 2, Teichmann 2:04.03; 3, Mendes 2:04.16; 4, Lwiza John TAN 2:04.31; 5, Natalya Tsyganova RUS 2:04.55; 6, Natalya Dukhnova BLR 2:05.47; 7, Tatyana Borisova KGZ 2:05.63; 8, Adama Njie GAM 2:07.80

**Heat 3:** 1, Vriesde 1:59.51; 2, Calatayú 2:00.96; 3, Cherkasova 2:00.97; 4, Brigita Langerholc SLO 2:01.05; 5, Peggy Babin FRA 2:02.48; 6, Agnes Samaria NAM 2:03.11; 7, Charmaine Howell JAM 2:05.06; 8, Mariela Álvarez PER 2:09.43; 9, Janill Williams ANT 2:15.04

**Heat 4:** 1, Graf 2:01.78; 2, Martínez 2:01.98; 3, Badrankova 2:02.19; 4, Irina Mistyukevich RUS 2:02.50; 5, Grace Birungi UGA 2:04.26; 6, Tina Paulino MOZ 2:06.36; Tsvetelina Kirilova BUL DQ (r163.3); Süreyya Ayhan TUR DNS

#### Semi-finals (First 4 to final) (Aug 10)

**Heat 1:** 1, Graf 2:01.24; 2, Holmes 2:01.90; 3, Cummins 2:02.07; 4, Teichmann 2:02.16; 5, Jolanda Čepļak SLO 2:02.65; 6, Svetlana Cherkasova RUS 2:02.85; 7, Tamsyn Lewis AUS 2:03.16; Hazel Clark USA DNF

**Heat 2:** 1, Mutola 1:59.47; 2, Vriesde 1:59.58; 3, Martínez 2:00.07; 4, Macharia 2:00.24; 5, Zulia Calatayú CUB 2:01.04; 6, Luciana Mendes BRA 2:01.94; 7, Anita Brägger SUI 2:02.22; 8, Svetlana Badrankova KAZ 2:02.24

### Paris 2003

#### Final (Aug 26)

|    |                        |     |         |             |
|----|------------------------|-----|---------|-------------|
| 1, | Maria Mutola           | MOZ | 1:59.89 | 61.20/58.69 |
| 2, | Kelly Holmes           | GBR | 2:00.18 | 61.3 /58.9  |
| 3, | Natalya Khrushchelyova | RUS | 2:00.29 | 61.3 /59.0  |
| 4, | Mina Ait Hammou        | MAR | 2:01.09 | 61.4 /59.7  |
| 5, | Claudia Gesell         | GER | 2:01.84 | 61.5 /60.3  |
| 6, | Diane Cummins          | CAN | 2:02.48 | 61.2 /61.3  |
| 7, | Akosua Serwah          | GHA | 2:03.24 | 61.7 /61.5  |
|    | Stephanie Graf         | AUT | DNS     |             |

Maria Mutola was in the middle of one her greatest seasons: World Indoor Champion, unbeaten, and much the world's fastest time of 1:55.55. Two of her toughest rivals were last-minute withdrawals. European Champion Jolanda Čepļak injured her Achilles tendon, and Edmonton silver medallist Steffi Graf reportedly cut her foot on a broken bottle on the eve of the final. One old rival who was present was Holmes, who had been training with Mutola since the end of 2002.

The defending champion went to the front in the first lap, reaching 400m in 61.20, the slowest ever in a world final. The real race started at 600m (1:32.32) when Holmes moved ahead. Mutola followed and went past in the last 50m, while Holmes held off Khrushchelyova to go one better than her bronze of eight years earlier.

#### First round (First 3 & 9 fastest to semi-finals) (Aug 24)

**Heat 1:** 1, Yevdokimova 2:01.05; 2, Hammou 2:01.10; 3, Varga 2:01.47; 4, Toomey 2:01.75; 5, Jensen 2:02.01; 6, Esther Desviat ESP 2:03.42; 7, Charlotte Moore GBR 2:03.80; 8, Marie-Lyne Joseph DMA 2:17.73

**Heat 2:** 1, Mutola 2:00.81; 2, Gesell 2:01.06; 3, Klocová 2:01.14; 4, Fenn 2:01.27; 5, Macharia 2:01.36; 6, Samaria 2:01.51; 7, Langerholc 2:01.55; 8, Noelly Mankatu Bibiche COD 2:07.12; 9, Uyanga Khaynkhirva MGL 2:27.96

**Heat 3:** 1, Khrushchelyova 2:03.74; 2, Holmes 2:03.75; 3, Cioncan 2:03.90; 4, Jearl Miles Clark USA 2:04.21; 5, Abir Nakhli TUN 2:04.43; 6, Adriana Muñoz CUB 2:04.58; 7, Sandra Stals BEL 2:06.12; 8, Adama Njie GAM 2:17.04

**Heat 4:** 1, Graf 2:03.39; 2, Klyuka 2:03.68; 3, Hammou 2:04.01; 4, Tanya Blake MLT 2:04.61; 5, Yuliya Krevsun UKR 2:04.93; 6, Tatyana Borisova KGZ 2:05.31; 7, Myint Myint Aye MYA 2:05.41; 8, Tatyana Roslanova KAZ 2:07.98

**Heat 5:** 1, Paulino 2:01.06; 2, Brägger 2:01.09; 3, Serwah 2:01.17; 4, Cummins 2:01.20; 5, Vriesde 2:01.24; 6, Lewis 2:01.43; 7, Wisam Abu Bekheet PLE 2:29.86; Jolanda Čepļak SLO DNS



**Semi-finals (First 2 & 2 fastest to final) (Aug 24)**

**Heat 1:** 1, Graf 1:59.26; 2, Khruschelyova 1:59.39; 3, Jo Fenn GBR 2:00.56; 4, Letitia Vriesde SUR 2:00.88; 5, Faith Macharia KEN 2:01.30; 6, Brigita Langerholc SLO 2:01.58; 7, Jen Toomey USA 2:02.35; 8, Tamsyn Lewis AUS 2:05.11

**Heat 2:** 1, Mutola 1:58.45; 2, Holmes 1:58.86; 3, Cummins 1:59.58; 4, Serwah 2:00.42; 5, Maria Cioncan ROU 2:00.72; 6, Lucia Klocová SVK 2:00.73; 7, Natalya Yevdokimova RUS 2:01.17; 8, Heidi Jensen DEN 2:01.73

**Heat 3:** 1, Hammou 2:00.57; 2, Gesell 2:01.01; 3, Sultana Ait Hammou MAR 2:01.34; 4, Svetlana Klyuka RUS 2:01.61; 5, Tina Paulino MOZ 2:01.85; 6, Judit Varga HUN 2:02.20; 7, Anita Brägger SUI 2:02.34; 8, Agnes Samaria NAM 2:02.66

**Helsinki 2005****Final (Aug 9)**

|    |                     |     |         |            |
|----|---------------------|-----|---------|------------|
| 1, | Zulia Calatayú      | CUB | 1:58.82 | 60.72/58.1 |
| 2, | Hasna Benhassi      | MAR | 1:59.42 | 61.2 /58.2 |
| 3, | Tatyana Andrianova  | RUS | 1:59.60 | 60.9 /58.7 |
| 4, | Maria Mutola        | MOZ | 1:59.71 | 60.8 /58.9 |
| 5, | Mayte Martínez      | ESP | 1:59.99 | 61.2 /58.8 |
| 6, | Larisa Chzhao       | RUS | 2:00.25 | 60.9 /59.4 |
| 7, | Svetlana Cherkasova | RUS | 2:00.71 | 61.0 /59.7 |
| 8, | Hazel Clark         | USA | 2:01.52 | 60.9 /60.6 |

Benhassi was a marginal favourite, having won six of her eight races prior to Helsinki and never finishing worse than second. The first semi-final saw Clark lead through 400m in 58.82, and come out on top in 1:59.00 ahead of Chzhao, with Mutola and Martínez having to wait to find out if they would qualify as fastest losers. Forty year-old Vriesde led the second race at a sensible pace (59.11 at 400m), before Sinclair eased into the lead. Calatayú went to the front with 150m to go, easily holding off Cherkasova in 1:57.92, with Sinclair fourth in 1:59.45. The third semi was won in an inexplicably slow 2:01.35 by Andrianova from Benhassi.

Mutola led the final through 200m in 28.42, before Calatayú moved alongside at the bell, reached in a slow 60.72. Andrianova came up on the inside and Mutola caught an elbow as the Russian and Cuban went past at the 600m mark (1:30.75). Calatayú cut loose with 90m to go and won as she pleased by five metres, with Benhassi moving from sixth at 650m to second place. Andrianova held off Mutola for third. The remarkable Mozambique woman finished fourth or better for the seventh time!

In October 2015, the All-Russia Athletic Federation declared that a re-analysis of Andrianova's sample from Helsinki was found to contain traces of a prohibited substance, it banned her and disqualified her results for two years starting with and including her world 800m bronze. Andrianova appealed against this punishment to the Court of Arbitration for Sport, who in 2016 ruled in her favour. Their grounds were that the rules in force in 2005 required that any anti-doping rule violation charge needed to be made no later than eight years from the date of the sample collection. The 10 years which had passed were therefore beyond the statute of limitations then in force.

**First round (First 4 & 4 fastest to semi-finals) (Aug 6)**

**Heat 1:** 1, Clark 2:01.91; 2, Sinclair 2:02.18; 3, Ait Hammou 2:02.36; 4, Samaria 2:02.46; 5, Neisha Bernard-Thomas GRN 2:02.50; 6, Brigita Langerholc SLO 2:03.06; 7, Binnaz Uslu TUR 2:03.73; 8, Marlyse Nsourou GAB 2:14.47

**Heat 2:** 1, Calatayú 2:00.77; 2, Benhassi 2:00.77; 3, Bennett USA 2:01.78; 4, Scott 2:02.00; 5, Teodora Kolarova BUL 2:02.45; 6, Miho Sugimori JPN 2:02.82; 7, Marcela Britos URU 2:10.21; 8, Liban Markabo Djama DJI 2:50.95

**Heat 3:** 1, Andrianova 2:06.38; 2, Schmidt 2:07.10; 3, Martínez 2:07.34; 4, Sętowska 2:07.37; 5, Myint Myint Aye MYA 2:08.50; 6, Marian Burnett GUY 2:09.88; Nahida Touhami ALG DNS

**Heat 4:** 1, Cherkasova 2:00.62; 2, Valdonado 2:00.87; 3, Usovich 2:01.09; 4, Klocová 2:01.63; 5, Petlyuk 2:01.78; 6, Sultana Ait Hammou MAR 2:02.16; 7, Elisa Cusma ITA 2:05.95; 8, Gulnaz Ara PAK 2:13.87

**Heat 5:** 1, Chzhao 2:00.64; 2, Mutola 2:00.71; 3, Ballentine 2:01.05; 4, Neascu 2:01.35; 5, Gradzki 2:01.56; 6, Vriesde 2:01.65; 7, Cummins 2:01.71

**Semi-finals (First 2 & 2 fastest to final) (Aug 7)**

**Heat 1:** 1, Clark 1:59.00; 2, Chzhao 1:59.07; 3, Mutola 1:59.29; 4, Martínez 1:59.40; 5, Mina Ait Hammou MAR 2:00.22; 6, Mihaela Neascu ROU 2:00.63; 7, Lucia Klocová SVK 2:00.64; 8, Susan Scott GBR 2:01.17

**Heat 2:** 1, Calatayú 1:57.92; 2, Cherkasova 1:58.58; 3, Kenia Sinclair JAM 1:59.45; 4, Diane Cummins CAN 2:00.10; 5, Agnes Samaria NAM 2:00.13; 6, Alice Schmidt USA 2:01.43; 7, Letitia Vriesde SUR 2:02.07; 8, Monika Gradzki GER 2:02.09

**Heat 3:** 1, Andrianova 2:01.35; 2, Benhassi 2:01.59; 3, Laetitia Valdonado FRA 2:01.90; 4, Ewelina Sętowska POL 2:02.02; 5, Svetlana Usovich BLR 2:02.34; 6, Tatyana Petlyuk UKR 2:02.46; 7, Michelle Ballentine JAM 2:03.98; Kameisha Bennett USA DNF

**Osaka 2007****Final (Aug 28)**

|    |                    |     |         |             |
|----|--------------------|-----|---------|-------------|
| 1, | Janeth Jepkosgei   | KEN | 1:56.04 | 56.16/59.88 |
| 2, | Hasna Benhassi     | MAR | 1:56.99 | 57.46/59.53 |
| 3, | Mayte Martínez     | ESP | 1:57.62 | 57.71/59.91 |
| 4, | Olya Kotlyarova    | RUS | 1:58.22 | 56.8 /61.4  |
| 5, | Brigita Langerholc | SLO | 1:58.52 | 56.6 /61.9  |
| 6, | Svetlana Usovich   | BLR | 1:58.92 | 56.6 /62.3  |
| 7, | Svetlana Klyuka    | RUS | 2:00.90 | 57.2 /63.7  |
|    | Maria Mutola       | MOZ | DNF     | 56.8 /      |

Jepkosgei was rated as number seven on the "Track and Field News" Osaka form chart. She showed this was an underestimation by winning her heat in 1:58.95, a second quicker than any other preliminary winner. She then zipped through her semi-final, passing 400m in 56.54, before finishing in 1:56.17, much the fastest time of 2007. Klocová and Cusma clocked 1:58.62 and 1:58.63 but failed to make the final.

Jepkosgei repeated her tactics in the final, passing 200m in 26.58 [1:46.4 pace], before slowing to 56.16 at halfway. Usovich and Langerholc led the chasers with 56.6. Jepkosgei slowed to 1:26.22 at 600m, with four metres advantage over Mutola and Benhassi. Momentarily, she looked vulnerable, but then edged away to win in 1:56.04, another lifetime best, and the fastest time in the world for four years. Benhassi was a clear second, after Mutola collapsed onto the infield when her left hamstring went into a spasm 80m from the line.

**First round (First 3 & 6 fastest to semi-finals) (Aug 25)**

**Heat 1:** 1, Klyuka 2:00.11; 2, Burnett 2:00.53; 3, M Ait Hammou 2:00.85; 4, Mihaela Neascu ROU 2:01.08; 5, Alice Schmidt USA 2:02.49; 6, Josiane Tito BRA 2:03.70; 7, Natalia Gallego AND 2:13.46; 8, Emilia Mikue Ondo GEQ 2:15.72

**Heat 2:** 1, Kotlyarova 2:01.75; 2, Okoro 2:01.79; 3, Calatayú 2:01.81; 4, Alysia Johnson USA 2:02.11; 5, Rosibel García COL 2:02.86; 6, Liu Qing CHN 2:04.35; 7, Lillian Silva ANG 2:09.17

**Heat 3:** 1, Mutola 2:00.00; 2, Meadows 2:00.14; 3, Langerholc 2:00.20; 4, Sętowska-Dryk 2:00.45; 5, Cusma 2:00.54; 6, Elanie Saholinirina MAD 2:06.57; 7, Fatimoh Mohammed LBR 2:07.28; 8, Ghariid Ghrouf PLE 2:30.35

**Heat 4:** 1, Benhassi 2:00.31; 2, Simpson 2:00.47; 3, Bărbulescu-Popescu 2:00.73; 4, Tamsyn Lewis AUS 2:01.21; 5, Yuliya Krevsun UKR 2:02.45; 6, Rikke Albertsen DEN 2:03.75; 7, Ayako Jinnouchi JPN 2:07.34

**Heat 5:** 1, Usovich 1:59.95; 2, Sinclair 2:00.35; 3, Cummins 2:00.38; 4, Petlyuk 2:00.45; 5, Clark 2:00.61; 6, Sultana Ait Hammou MAR 2:00.74; 7, Nicole Layson GUM 2:36.14

**Heat 6:** 1, Jepkosgei 1:58.95; 2, Martínez 1:59.58; 3, Klocová 1:59.72; 4, Samaria 1:59.76; 5, Guégan 2:00.43; 6, Elizet Banda ZAM 2:09.90; 7, Mireille Derebona CAF 2:30.08; Svetlana Cherkasova RUS DQ (r4.0) (2:00.93)

**Semi-finals (First 2 & 2 fastest to final) (Aug 26)**

**Heat 1:** 1, Usovich 1:58.11; 2, Kotlyarova 1:58.56; 3, Lucia Klocová SVK 1:58.62; 4, Elisa Cusma ITA 1:58.63; 5, Liliana Bărbulescu-Popescu ROU 2:00.07; 6, Jemma Simpson GBR 2:00.48; 7, Diane Cummins CAN 2:00.51; 8, Hazel Clark USA 2:02.92

**Heat 2:** 1, Klyuka 1:58.97; 2, Martínez 1:59.32; 3, Mina Ait Hammou MAR 1:59.51; 4, Marilyn Okoro GBR 1:59.63; 5, Kenia Sinclair JAM 2:00.25; 6, Tatyana Petlyuk UKR 2:00.90; 7, Marian Burnett GUY 2:01.02; 8, Zulia Calatayú CUB 2:06.97

**Heat 3:** 1, Jepkosgei 1:56.17; 2, Benhassi 1:56.84; 3, Mutola 1:56.98; 4, Langerholc 1:58.41; 5, Jenny Meadows GBR 1:59.39; 6, Élodie Guégan FRA 1:59.46; 7, Ewelina Sętowska-Dryk POL 2:01.02; 8, Agnes Samaria NAM 2:02.25

**Berlin 2009****Final (Aug 19)**

|    |                  |     |         |             |
|----|------------------|-----|---------|-------------|
| 1, | Caster Semenya   | RSA | 1:55.45 | 56.83/58.62 |
| 2, | Janeth Jepkosgei | KEN | 1:57.90 | 57.00/60.90 |
| 3, | Jenny Meadows    | GBR | 1:57.93 | 57.66/60.27 |
| 4, | Yuliya Krevsun   | UKR | 1:58.00 | 57.09/60.91 |
| 5, | Mariya Savinova  | RUS | 1:58.68 | 57.6 /61.1  |
| 6, | Elisa Cusma      | ITA | 1:58.81 | 57.6 /61.2  |
| 7, | Mayte Martínez   | ESP | 1:58.81 | 58.0 /60.8  |
| 8, | Marilyn Okoro    | GBR | 2:00.32 | 57.3 /63.0  |

The event had a dramatic start on the first morning when defending champion Jepkosgei fell at 600m of the opening heat. The new South African star Semenya (18) almost went over behind her but recovered to win the race. The Kenyan team protested that Jepkosgei had been tripped by Semenya and the jury of appeal agreed to advance the Kenyan to the semi-finals, but without disqualifying the South African.



Both of these African women progressed to the final but the Olympic Champion Jelimo did not after dropping out of her semi-final.

Jepkosgei took the pace out swiftly in the final, and passed 200m in 26.83, ahead of Semenya (27.0). The South African took the lead at 350m, reaching the bell a metre up on Jepkosgei and Krevsun. That margin was slightly increased at 600m (1:26.96), with Krevsun (1:27.20) fighting hard to keep up. Semenya powered away over the next 100m, covered in 14.10, and led by 8m, a lead which was increased to 20m by the finish. The valiant Krevsun led the battle for second until 5m to go when Jepkosgei caught her. Finishing faster than both was Meadows, who moved from sixth place at 700m to third at the line.

During the championships it was disclosed that the IAAF was investigating Semenya's gender as a medical issue, and it was agreed that she should not appear at the medallist's press conference. In July 2010, the IAAF stated that it "accepts the conclusion of a panel of medical experts that she can compete with immediate effect. Please note that the medical details of the case remain confidential and the IAAF will make no further comment on the matter."

#### First round (First 3 & 6 fastest to final) (Aug 16)

**Heat 1:** 1, Semenya 2:02.51; 2, Gall 2:02.63; 3, Olga Cristea MDA 2:03.99; 4, Neisha Bernard-Thomas GRN 2:04.55; 5, Madeleine Pape AUS 2:05.85; 6, Jepkosgei 2:12.81; Petlyuk DQ (r40.1) (2:02.87)

*Jepkosgei was allowed to advance to the semi final by decision of the Jury of Appeal who upheld the Kenyan protest that she had been disadvantaged by the action of Caster Semenya RSA*

**Heat 2:** 1, Savinova 2:03.27; 2, Simpson 2:03.33; 3, Martínez 2:03.39; 4, Guégan 2:03.87; 5, Irina Krakoviak LTU 2:04.26; 6, Mirela Lavric ROU 2:04.49; 7, Leonor Piuza MOZ 2:08.08

**Heat 3:** 1, Krevsun 2:02.20; 2, Meadows 2:02.47; 3, Clark-Riley 2:02.67; 4, Klocová 2:02.98; 5, Burnett 2:03.89; 6, Yeliz Kurt TUR 2:13.42; 7, Aishath Reesha MDV 2:28.00; Sanaa Abubkheet PLE DQ (r163.5)

**Heat 4:** 1, Cusma 2:02.33; 2, Rostkowska 2:02.37; 3, Hachlaf 2:02.46; 4, Kofanova 2:02.49; 5, Masná 2:03.32; 6, Eléni Filáandra GRE 2:06.39; 7, Natalia Gallego AND 2:18.75

**Heat 5:** 1, Jelimo 2:03.50; 2, Vessey 2:04.07; 3, Sinclair 2:04.52; 4, Rosibel García COL 2:04.73; 5, Jana Hartmann GER 2:04.99; 6, Nataliya Lupu UKR 2:06.74; 7, Salome Dell PNG 2:08.22

**Heat 6:** 1, Calatayú 2:02.33; 2, Benhassi 2:02.83; 3, Okoro 2:03.07; 4, Daniela Reina ITA 2:06.30; 5, Anabelle Lascar MRI 2:06.53; 6, Nikki Hamblin NZL 2:31.94; Klyuka DQ (r40.1) (2:03.40)

#### Semi-finals (First 2 & 2 fastest to final) (Aug 17)

**Heat 1:** 1, Savinova 1:59.30; 2, Krevsun 1:59.38; 3, Martínez 1:59.72; 4, Hasna Benhassi MAR 2:00.06; 5, Jemma Simpson GBR 2:00.57; 6, Geena Gall USA 2:01.30; 7, Zulia Calatayú CUB 2:01.53; 8, Élodie Guégan FRA 2:04.38

**Heat 2:** 1, Semenya 1:58.66; 2, Meadows 1:59.45; 3, Jepkosgei 1:59.47; 4, Hazel Clark-Riley USA 1:59.96; 5, Lucia Klocová SVK 2:01.56; 6, Marian Burnett GUY 2:02.75; Halima Hachlaf MAR DNF; Svetlana Klyuka RUS DQ (r40.1) (2:00.48); 5, Tatyana Petlyuk UKR DQ (r40.1) 2:00.90

**Heat 3:** 1, Cusma 2:00.62; 2, Okoro 2:01.01; 3, Anna Rostkowska POL 2:01.40; 4, Yelena Kofanova RUS 2:02.02; 5, Kenia Sinclair JAM 2:02.31; 6, Lenka Masná CZE 2:02.55; 7, Maggie Vessey USA 2:03.55; Pamela Jelimo KEN DNF

## X

### Daegu 2011

#### Final (Sep 4)

|    |                        |     |                      |
|----|------------------------|-----|----------------------|
| 1, | Caster Semenya         | RSA | 1:56.35              |
| 2, | Janeth Jepkosgei       | KEN | 1:57.42              |
| 3, | Alysia Montaña         | USA | 1:57.48              |
| 4, | Maggie Vessey          | USA | 1:58.50              |
| 5, | Kenia Sinclair         | JAM | 1:58.66              |
|    | Mariya Savinova        | RUS | DQ (r40.9) (1:55.87) |
|    | Yekaterina Kostetskaya | RUS | DQ (r40.1) (1:57.82) |
|    | Yuliya Rusanova        | RUS | DQ (r40.9) (1:59.74) |

**Rightful finalists:** Fantu Magiso ETH, Jenny Meadows GBR & Liliya Lobanova UKR

The controversial Semenya did not compete from August 2009 to July 2010 when the IAAF announced: "the process initiated in 2009 in the case of Caster Semenya (RSA) has now been completed. The IAAF accepts the conclusion of a panel of medical experts that she can compete with immediate effect." In April 2011, the IAAF introduced eligibility rules and regulations for women athletes with excessive male hormones, a condition known as hyperandrogenism. The South African showed patchy form in the lead-up to Daegu, placing only eighth in

Stockholm on July 29. At the World Championships she seemed to click, winning her semi-final in 1:58.07, her fastest since Berlin.

Jepkosgei set the pace in the final, passing 200m in 26.61, with the runners stretched out in single file. The Kenyan reached 400m in 55.86, with Semenya (56.9) in fifth, and a watchful Savinova in sixth. At 600m Jepkosgei (1:26.07) still led, with Semenya (1:26.2), a fading Sinclair (1:26.3) and Savinova (1:26.5) closest in attendance. Semenya went to the front with 180m remaining, and built up a three-metre lead with 80m remaining. The long-striding Savinova caught the South African with 25m to go, and won by three metres. Well behind the first two, Jepkosgei managed to hold off Montaña for the bronze. "I know I won in Berlin," said Semenya, "but I am feeling much better today."

Savinova's two Russian compatriots Yekaterina Kostetskaya and Yuliya Rusanova finished fifth and eighth in the final, but both were ultimately disqualified for doping after a check of their Athlete Biological Passports.

Rusanova's disqualification was confirmed in 2013, Kostetskaya's in 2014, then in 2015, a report of the World Anti-Doping Agency recommended that Savinova (among others) be given lifetime doping bans. The Russian had admitted to drug-taking in an undercover cell phone video which had been taken in 2014 by Rusanova. The former doping offender had become a whistleblower and passed the evidence to a German television station, who made a series of documentaries on doping in athletics.

Finally on February 10, 2017, the Court of Arbitration for Sport declared "On the basis of clear evidence, including the evidence derived from her biological passport (ABP), Mariya Savinova-Farnosova is found to have been engaged in using doping from 26 July 2010 (the eve of the European Championship in Barcelona) through to 19 August 2013 (the day after the World Championship in Moscow)". All the Russian's results in that period (including Olympic and European titles) were disqualified and she was suspended in the period 2015-2019. Semenya should be regarded as the 2011 World Champion, having successfully defended her title from Berlin.

#### First round (First 4 & 4 fastest to semi-finals) (Sep 1)

**Heat 1:** 1, Meadows 2:01.11; 2, Vessey 2:01.32; 3, García 2:01.33; 4, Sum 2:01.37; 5, Egle Balčiūnaitė LTU 2:02.88; 6, Yvonne Hak NED 2:03.05; Yuliya Rusanova RUS DQ (r40.9) (2:01.38)

**Heat 2:** 1, Sinclair 2:01.66; 2, Hachlaf 2:01.80; 3, Krevsun 2:01.88; 4, Arzamasava 2:01.97; 5, Magiso 2:02.58; 6, Merve Aydin TUR 2:04.88; 7, Huh Yeon-Jung KOR 2:08.05; 8, Zourah Ali DJI 2:36.36

**Heat 3:** 1, Jepkosgei 1:59.36; 2, Montaña 1:59.62; 3, Okoro 1:59.74; 4, Luiza Gega ALB 2:03.21; 5, Margarita Matsko KAZ 2:04.24; Kostetskaya DQ (r40.1) (1:59.61); Tatyana Petlyuk UKR DQ (r40.9) (DNF)

**Heat 4:** 1, Semenya 2:01.01; 2, Koech 2:01.03; 3, Schmidt 2:01.11; 4, Jackson 2:01.17; 5, Luka 2:01.89; 6, Truong Thanh Hang VIE 2:03.52; Savinova DQ (r40.9) (2:01.01)

**Heat 5:** 1, Negesa 2:02.75; 2, Bouras 2:02.77; 3, Klocová 2:02.81; 4, Lobanova 2:02.84; 5, Nikki Hamblin NZL 2:02.87; 6, Lemlem Bereket CAN 2:03.62; 7, Svetlana Usovich BLR 2:05.62

#### Semi-finals (First 2 & 2 fastest to final) (Sep 2)

**Heat 1:** 1, Vessey 1:58.98; 2, Jenny Meadows GBR 1:59.07; 3, Eunice Sum KEN 1:59.94; 4, Rosibel García COL 2:00.79; 5, Annet Negesa UGA 2:01.51; 6, Maryna Arzamasava BLR 2:02.13; Halima Hachlaf MAR DNF; Rusanova DQ (r40.9) (1:58.73)

**Heat 2:** 1, Jepkosgei 1:58.50; 2, Montaña 1:58.67; 3, Liliya Lobanova UKR 1:59.38; 4, Emma Jackson GBR 1:59.77; 5, Tintu Luka IND 2:00.95; 6, Lucia Klocová SVK 2:01.85; 7, Zahra Bouras ALG 2:12.08; Savinova DQ (r40.9) (1:58.45)

**Heat 3:** 1, Semenya 1:58.07; 2, Sinclair 1:58.93; 3, Fantu Magiso ETH 1:59.17; 4, Aliče Schmidt USA 2:01.16; 5, Cheronko Koech KEN 2:01.48; 6, Marilyn Okoro GBR 2:01.54; 7, Yuliya Krevsun UKR 2:05.37; Kostetskaya DQ (r40.1) (1:58.64)

## X

### Moscow 2013

#### Final (Aug 18)

|    |                       |     |            |                       |
|----|-----------------------|-----|------------|-----------------------|
| 1, | Eunice Sum            | KEN | 1:57.38    | 57.16/60.22           |
| 2, | Brenda Martinez       | USA | 1:57.91    | 58.06/59.85           |
| 3, | Alysia Montaña        | USA | 1:57.95    | 56.12/61.83           |
| 4, | Yekaterina Poistogova | RUS | 1:58.05    | 58.00/60.05           |
| 5, | Ajee' Wilson          | USA | 1:58.21    | 58.25/59.96           |
| 6, | Nataliya Lupu         | UKR | 1:59.79    | 57.65/62.14           |
| 7, | Lenka Masná           | CZE | 2:00.59    | 57.57/63.02           |
|    | Mariya Savinova       | RUS | DQ (r40.9) | 57.85/59.95 (1:57.80) |

**Rightful finalist:** Rose M. Almanza CUB

Montaño, a perennial front runner, led through 200m in 26.91, six metres clear of Sum. The American reached the bell in a transponder-timed 56.12 (56.06 by photo-cell), a full seven metres ahead of Sum, with Savinova another six metres back. Montaño reached 600m in 1:26.49, still a second or so ahead of Sum, but with Savinova now only two metres behind. Sum and Savinova eventually passed the American halfway down the straight with the Russian seemingly poised for another big win. But then much to the crowd's chagrin, Sum used her 1500m runner's strength to pull clear for victory. Martinez came through on the inside to pip the valiant Montaño at the line. "I didn't believe that Eunice could keep that speed to the finish", reflected Savinova. "I congratulate her. It's my loss." The transponder timing showed that Martinez and Sum had the fastest last 100m times of 14.95 and 14.98 respectively.

Savinova was stripped of her silver medal, as she was of her Daegu gold, for the reasons set out in the report of the 2011 women's 800m. This meant that Montaño rightfully won back-to-back bronzes.

#### First round (First 3 & 4 fastest to semi-finals) (Aug 15)

**Heat 1:** 1, Martinez 1:59.39; 2, Okoro 1:59.43; 3, Chebet 1:59.58; 4, Arzamasava 1:59.60; 5, Marta Milani ITA 2:02.41; 6, Karine Belleau-Béliveau CAN 2:02.93; 7, Eglé Balčiūnaitė LTU 2:08.77; Savinova DQ (r40.9) (1:59.44)

**Heat 2:** 1, Montaño 1:59.47; 2, Lupu 1:59.59; 3, Hachlaf 2:00.04; 4, Angela Smit NZL 2:00.60; 5, Jessica Judd GBR 2:01.48; 6, Wang Chunyu CHN 2:02.05; 7, Rose-Anne Galligan IRL 2:02.05; 8, Marina Pospelova RUS 2:03.42

**Heat 3:** 1, Akkaoui 1:59.63; 2, Poistogova 1:59.90; 3, Wilson 2:00.00; 4, Almanza 2:00.27; 5, Masná 2:00.31; 6, Natoya Goule JAM 2:00.93; 7, Olga Lyakhova UKR 2:00.98; 8, Elisabeth Mandaba CAF 2:14.35

**Heat 4:** 1, Sum 2:00.49; 2, Kotulskaya 2:00.50; 3, Muir 2:00.80; 4, Fantu Magiso ETH 2:01.11; 5, Kelly Hetherington AUS 2:01.57; 6, Melissa Bishop CAN 2:01.91; 7, Margarita Mukasheva KAZ 2:02.06; 8, Mirela Lavric ROU 2:10.37

#### Semi-finals (First 3 & 2 fastest to final) (Aug 16)

**Heat 1:** 1, Montaño 1:58.92; 2, Martinez 1:59.03; 3, Lupu 1:59.43; 4, Poistogova 1:59.48; 5, Masná 1:59.56; 6, Halima Hachlaf MAR 2:00.55; 7, Laura Muir GBR 2:00.83; 8, Winny Chebet KEN 2:01.04

**Heat 2:** 1, Sum 2:00.70; 2, Wilson 2:00.90; 3, Rose M. Almanza CUB 2:00.98; 4, Maryna Arzamasava BLR 2:01.19; 5, Yelena Kotulskaya RUS 2:01.75; 6, Marilyn Okoro GBR 2:02.26; 7, Malika Akkaoui MAR 2:02.29; Savinova DQ (r40.9) (2:00.73)

## Beijing 2015

#### Final (Aug 29)

|    |                       |     |         |             |
|----|-----------------------|-----|---------|-------------|
| 1, | Maryna Arzamasova     | BLR | 1:58.03 | 59.15/58.93 |
| 2, | Melissa Bishop        | CAN | 1:58.12 | 59.39/58.73 |
| 3, | Eunice Sum            | KEN | 1:58.18 | 59.10/59.08 |
| 4, | Rabab Arrafi          | MAR | 1:58.90 | 59.58/59.32 |
| 5, | Shelayna Oskan-Clarke | GBR | 1:58.99 | 59.32/59.67 |
| 6, | Nataliya Lupu         | UKR | 1:58.99 | 59.57/59.42 |
| 7, | Joanna Jóźwik         | POL | 1:59.09 | 59.85/59.24 |
| 8, | Renelle Lamote        | FRA | 1:59.70 | 59.21/60.49 |

Sum was a strong favourite, having been undefeated in 2015 before Beijing and winning at five Diamond League meetings. It was therefore a surprise that the defending champion only qualified for the final as a fastest loser. Contesting the third semi-final, Sum ran her first 100m in 12.94 (1:43.52 pace!), zipped by 400m in 57.31 but then was edged by Bishop and Arzamasova. All three were in the 1:57.5s and the same three got on the podium two days later. Then, Sum again led in the final with a first 200 in 27.13 by photo-cell. The pace slowed to 59.08 at the bell. Arzamasova went ahead at 550m and held on to win, though Sum, and latterly, Bishop closed to within a metre.

#### First round (First 3 & 6 fastest to semi-finals) (Aug 26)

**Heat 1:** 1, Arzamasova 1:58.69; 2, Sharp 1:58.98; 3, Semenya 1:59.59; 4, Lupu 1:59.62; 5, Hering 2:00.36; 6, Ludlow 2:00.70; 7, Tintu Luka IND 2:00.95; 8, Aye Aye Aung MYA 2:37.51

**Heat 2:** 1, Sum 1:59.67; 2, Lyakhova 1:59.92; 3, Hassan 1:59.94; 4, Lamote 2:00.20; 5, Charline Mathias LUX 2:01.36; 6, Flavia de Lima BRA 2:01.76; 7, Habitam Alemu ETH 2:03.19

**Heat 3:** 1, Arrafi 2:00.37; 2, Benson 2:00.53; 3, Martinez 2:00.54; 4, Petty 2:00.62; 5, Yevgeniya Subbotina RUS 2:01.50; 6, Zhao Jing CHN 2:03.08; 7, Donna Koniel PNG 2:12.51

**Heat 4:** 1, Ennaoui 2:01.16; 2, Almanza 2:01.33; 3, Hrivnák Klocová 2:01.35; 4, Janeth Jepkosgei KEN 2:01.40; 5, Simoya Campbell JAM 2:01.43; 6, Esther Guerrero ESP 2:02.64; 7, Ciara Everard IRL 2:03.98

**Heat 5:** 1, Kohlmann 2:01.42; 2, Jóźwik 2:01.62; 3, Oskan-Clarke 2:01.72; 4, Natoya Goule JAM 2:02.37; 5, Déborah Rodríguez URU 2:02.46; 6, Noélie Yarigo BEN 2:02.48; 7, Alysia Montaño USA 2:09.57; 8, Andrea Foster GUY 2:17.39

**Heat 6:** 1, Bishop 2:00.23; 2, Büchel 2:00.25; 3, Akkaoui 2:00.37; 4, Meadows 2:00.70; 5, Aníta Hinriksdóttir ISL 2:01.01; 6, Anastasiya Tkachuk UKR 2:01.07; 7, Margaret Wambui KEN 2:03.52

#### Semi-finals (First 2 & 2 fastest to final) (Aug 27)

**Heat 1:** 1, Arrafi 1:58.55; 2, Lupu 1:58.57; 3, Selina Büchel SUI 1:58.63; 4, Fabienne Kohlmann GER 1:59.42; 5, Sofia Ennaoui POL 2:00.11; 6, Brenda Martinez USA 2:00.27; 7, Jenny Meadows GBR 2:00.53; 8, Caster Semenya RSA 2:03.18

**Heat 2:** 1, Oskan-Clarke 1:58.86; 2, Lamote 1:58.86; 3, Olga Lyakhova UKR 1:58.94; 4, Angie Petty NZL 1:59.53; 5, Fiona Benson CAN 1:59.59; 6, Rose M. Almanza CUB 2:00.38; 7, Molly Ludlow USA 2:00.43; 8, Christina Hering GER 2:00.81

**Heat 3:** 1, Bishop 1:57.52; 2, Arzamasova 1:57.54; 3, Sum 1:57.56; 4, Jóźwik 1:58.35; 5, Sifan Hassan NED 1:58.50; 6, Malika Akkaoui MAR 1:59.03; 7, Lucia Hrivnák Klocová SVK 1:59.14; 8, Lynsey Sharp GBR 1:59.33

### 800 METRES

#### Multiple Medallists:

|   |                        |         |                              |
|---|------------------------|---------|------------------------------|
| 5 | Maria Mutola           | MOZ     | 93-1, 97-3, 99-2, 01-1, 03-1 |
| 3 | Lyubov Gurina          | URS/RUS | 83-2, 87-3, 93-2             |
|   | Ana Quirot             | CUB     | 91-2, 95-1, 97-1             |
|   | Janeth Jepkosgei       | KEN     | 07-1, 09-2, 11-2             |
| 2 | Ella Kovacs            | ROU     | 91-3, 93-3                   |
|   | Kelly Holmes           | GBR     | 95-3, 03-2                   |
|   | Letitia Vriesde        | SUR     | 95-2, 01-3                   |
|   | Hasna Benhassi         | MAR     | 05-2, 07-2                   |
|   | Caster Semenya         | RSA     | 09-1, 11-1                   |
|   | Alysia Johnson/Montaño | USA     | 11-3, 13-3                   |
|   | Eunice Sum             | KEN     | 13-1, 15-3                   |

#### Most Finals:

|   |        |  |
|---|--------|--|
| 8 | Mutola | 91-4, 93-1, 97-3, 99-2, 01-1, 03-1, 05-4, 07-dnf |
|---|--------|--|

#### Most Appearances:

|   |        |   |
|---|--------|---|
| 9 | Mutola | 91-4, 93-1, 95-dqs2, 97-3, 99-2, 01-1, 03-1, 05-4, 07-dnf |
|---|--------|---|

#### National Placings:

|               | 1         | 2         | 3         | 4         | 5         | 6         | 7         | 8         | Points     |
|---------------|-----------|-----------|-----------|-----------|-----------|-----------|-----------|-----------|------------|
| RUS           | -         | 2         | 3         | 2         | 2         | 2         | 3         | 1         | 63         |
| MOZ           | 3         | 1         | 1         | 2         | -         | -         | 1         | -         | 49         |
| USA           | -         | 1         | 2         | 2         | 4         | -         | 1         | 1         | 48         |
| KEN           | 2         | 2         | 1         | 1         | -         | -         | -         | -         | 41         |
| CUB           | 3         | 1         | -         | 1         | -         | -         | -         | -         | 36         |
| GBR           | -         | 1         | 2         | 1         | 1         | 1         | 1         | 1         | 34         |
| URS           | 1         | 1         | 2         | -         | -         | -         | 1         | 1         | 30         |
| GER           | 1         | 1         | -         | 1         | 1         | 1         | -         | 2         | 29         |
| MAR           | -         | 2         | -         | 2         | -         | -         | -         | -         | 24         |
| SUR           | -         | 1         | 1         | 1         | 1         | -         | -         | -         | 22         |
| ROU           | -         | -         | 2         | -         | -         | 2         | -         | -         | 18         |
| RSA           | 2         | -         | -         | -         | -         | -         | -         | -         | 16         |
| CZE           | 1         | -         | -         | -         | 1         | -         | 1         | -         | 14         |
| TCH           | 1         | -         | -         | -         | 1         | -         | 1         | -         | 14         |
| CAN           | -         | 1         | -         | -         | 1         | 1         | -         | -         | 14         |
| ESP           | -         | -         | 1         | -         | 1         | -         | 2         | -         | 14         |
| BLR           | 1         | -         | -         | -         | -         | 1         | -         | 1         | 12         |
| UKR           | -         | -         | -         | 1         | -         | 2         | -         | -         | 11         |
| AUT           | -         | 1         | -         | -         | -         | -         | 1         | -         | 9          |
| FRA           | -         | -         | -         | 1         | -         | -         | -         | 1         | 6          |
| JAM           | -         | -         | -         | -         | 1         | -         | -         | -         | 4          |
| SLO           | -         | -         | -         | -         | 1         | -         | -         | -         | 4          |
| NED           | -         | -         | -         | -         | -         | 1         | -         | 1         | 4          |
| CHN           | -         | -         | -         | -         | -         | 1         | -         | -         | 3          |
| ITA           | -         | -         | -         | -         | -         | 1         | -         | -         | 3          |
| NZL           | -         | -         | -         | -         | -         | 1         | -         | -         | 3          |
| GHA           | -         | -         | -         | -         | -         | -         | 1         | -         | 2          |
| POL           | -         | -         | -         | -         | -         | -         | 1         | -         | 2          |
| YUG           | -         | -         | -         | -         | -         | -         | -         | 1         | 1          |
| <b>Totals</b> | <b>15</b> | <b>15</b> | <b>15</b> | <b>15</b> | <b>15</b> | <b>14</b> | <b>14</b> | <b>10</b> | <b>530</b> |

## 1500 Metres

## Helsinki 1983

#### Final (Aug 14)

|    |                        |     |         |
|----|------------------------|-----|---------|
| 1, | Mary Decker            | USA | 4:00.90 |
| 2, | Zamira Zaytseva        | URS | 4:01.19 |
| 3, | Yekaterina Podkopayeva | URS | 4:02.25 |
| 4, | Ravilya Agletdinova    | URS | 4:02.67 |
| 5, | Wendy Sly              | GBR | 4:04.14 |

|  |                 |     |         |
|--|-----------------|-----|---------|
| 6,   | Doina Melinte   | ROU | 4:04.42 |
| 7,   | Gabriella Dorio | ITA | 4:04.73 |
| 8,   | Brit McRoberts  | CAN | 4:05.73 |
| 9, Christina Boxer GBR 4:06.74; 10, Cornelia Bürki SUI 4:11.61; 11, Ivana Kleinová TCH 4:15.12; 12, Maria Radu ROU 4:19.03 |                 |     |         |

As she had done in the 3000m final four days earlier, Decker took up the pace. The blustery conditions held her back to 64.04 at 400m and 2:10.92 at 800m. At the bell, Decker led with Zaytseva on her shoulder.

The American tried to pull away on the backstraight. Zaytseva followed and shot ahead on the last bend, before swerving in front of Decker. A gap of five metres opened up in the process. The American looked beaten, but once in the straight, Decker's long, smooth strides enabled her to gain on the straining Soviet. The American regained the lead 10m before the line. In response, Zaytseva overstrode and fell five metres before the line. She managed to roll across the finish in second place.

"She was definitely being competitive," said Decker of Zaytseva's tactics. "Instead of going around, she ran into me. I think the rule is you have to be a full stride ahead before cutting in. She wasn't ahead and she was cutting in."

#### First round (First 3 & 3 fastest to final) (Aug 12)

**Heat 1:** 1, Agletdinova 4:10.71; 2, Kleinová 4:10.82; 3, McRoberts 4:10.88; 4, Christiane Wartenberg GDR 4:10.89; 5, Totka Petrova BUL 4:12.31; 6, Cindy Bremser USA 4:14.10; 7, Kiscia Garcia ESA 4:40.21; 8, Bigna Samuel STV 4:51.35; 9, Kungu Bankombo COD 4:54.12

**Heat 2:** 1, Decker 4:07.47; 2, Zaytseva 4:07.64; 3, Sly 4:08.16; 4, Bürki 4:08.61; 5, Radu 4:10.15; 6, Marcianne Mukamurenzi RWA 4:30.58; 7, Vivian Pearson MAW 5:03.70; Aurora Cunha POR DNS

**Heat 3:** 1, Podkopayeva 4:09.39; 2, Dorio 4:09.45; 3, Melinte 4:09.71; 4, Boxer 4:09.88; 5, Betty van Steenbroek BEL 4:12.93; 6, Marjo Lakka FIN 4:22.33; 7, Halah Mughrabi SYR 4:45.62; 8, Khadija Al Matari JOR 5:01.83; Brigitte Kraus FRG DNS

## X

### Rome 1987

#### Final (Sep 5)

|  |                   |     |         |
|--|-------------------|-----|---------|
| 1,   | Tatyana Samolenko | URS | 3:58.56 |
| 2,   | Hildegard Körner  | GDR | 3:58.67 |
| 3,   | Doina Melinte     | ROU | 3:59.27 |
| 4,   | Cornelia Bürki    | SUI | 3:59.90 |
| 5,   | Andrea Lange      | GDR | 4:00.63 |
| 6,   | Kirsty Wade       | GBR | 4:01.41 |
| 7,   | Diana Richburg    | USA | 4:01.79 |
| 8,   | Elly van Hulst    | NED | 4:03.63 |
| 9, Svetlana Kitova URS 4:04.66; 10, Linda Sheskey USA 4:08.33; 11, Debbie Bowker CAN 4:08.38; 12, Mitica Junghiatu ROU 4:10.35; 13, Marina Yachmenyova URS 4:10.51; Ulrike Bruns GDR DNF; Sandra Gasser SUI DQ (3:59.06) |                   |     |         |

**Rightful finalist:** Fatima Aouam MAR

Samolenko emulated Mary Decker's 1983 feat by adding this title to the 3000m gold she had won earlier in the week. The Ukrainian's kick was so feared that the GDR appeared to sacrifice Ulrike Bruns in order to take the sting out of Samolenko's finish.

Bruns set a pace of 62.15, 2:07.16 and 2:39.99 before dropping out. This left Körner in front (1200m: 3:12.74), as planned. Despite the fast pace, Körner continued to run strongly. However, she could not withstand Samolenko who went ahead just 15m from the finish.

The bronze originally went to Gasser, who outkicked Melinte, but the Swiss woman subsequently failed a doping control test to become the first athlete to lose a world championship medal in such circumstances.

#### First round (First 4 & 3 fastest to final) (Sep 3)

**Heat 1:** 1, Melinte 4:05.41; 2, Körner 4:05.42; 3, Samolenko 4:05.48; 4, van Hulst 4:05.57; 5, Sheskey 4:06.03; 6, Fatima Aouam MAR 4:07.38; 7, Yvonne Murray GBR 4:07.83; 8, Brit McRoberts CAN 4:08.37; 9, Annika Ericson SWE 4:11.59; 10, Maria Lomba STP 5:01.43; Salina Chirchir KEN DNS

**Heat 2:** 1, Lange 4:05.18; 2, Gasser 4:05.48; 3, Yachmenyova 4:05.51; 4, Junghiatu 4:05.60; 5, Bowker 4:05.90; 6, Richburg 4:07.10; 7, Brigitte Kraus FRG 4:07.40; 8, Agnese Possamai ITA 4:08.84; 9, Florence Giolitti FRA 4:09.08; 10, Alphocinah Simelane SWZ 4:35.64; 11, Georgina Tomisato ASA 5:49.52

**Heat 3:** 1, Bruns 4:08.36; 2, Bürki 4:08.39; 3, Kitova 4:08.64; 4, Wade 4:09.06; 5, Paula Ivan ROU 4:09.28; 6, Vera Michallek FRG 4:09.89; 7, Regina Jacobs USA 4:12.52; 8, Christine Pfitzinger NZL 4:13.59; 9, Mayte Zúñiga ESP 4:16.21; 10, Evelin Adiru UGA 4:17.72; 11, Kiscia Garcia ESA 4:34.76

## Tokyo 1991

#### Final (Aug 31)

|   |                    |     |         |
|---|--------------------|-----|---------|
| 1,  | Hassiba Boulmerka  | ALG | 4:02.21 |
| 2,  | Tatyana Dorovskikh | URS | 4:02.58 |
| 3,  | Lyudmila Rogachova | URS | 4:02.72 |
| 4,  | Doina Melinte      | ROU | 4:03.19 |
| 5,  | Ellen Kiessling    | GER | 4:04.75 |
| 6,  | Kirsty Wade        | GBR | 4:05.16 |
| 7,  | Susan Sirma        | KEN | 4:05.47 |
| 8,  | Małgorzata Rydz    | POL | 4:05.52 |
| 9, Letitia Vriesde SUR 4:05.67; 10, Violeta Beclea ROU 4:05.86; 11, Debbie Bowker CAN 4:06.06; 12, PattiSue Plumer USA 4:06.80; 13, Yvonne Mai GER 4:07.45; 14, Elena Fidatof ROU 4:10.15; 15, Ravilya Kotovich URS 4:17.59 |                    |     |         |

The USSR had not selected the world's best 1500m runner of 1991, Natalya Artyomova, who had failed to compete in her national championships. Instead, the USSR's hopes were pinned on defending champion Tatyana Dorovskikh. The Ukrainian had won the 3000m five days before and was hoping to duplicate her 1987 double.

The pace was slow: Rogachova led at 400m in 66.64 and 800m in 2:12.27. Approaching the bell, the 3000m bronze medallist Sirma took over. Melinte, Boulmerka, Dorovskikh, Rogachova and Plumer followed. With 200m remaining, the 34 year-old Melinte made her move. Only Boulmerka and the two Soviets could stay with the Romanian.

Into the finishing straight, Boulmerka spurred ahead. Dorovskikh kicked, but could not catch the Algerian. Rogachova came through for the bronze.

Boulmerka's was the first world title to be won by an African woman, and she made no secret of her excitement. She yelled out something on crossing the line and explained: "That was my cry for joy. This is the first win by a woman from Algeria and I think this is the beginning of a greater role for Algerian women."

#### First round (First 4 & 3 fastest to final) (Aug 29)

**Heat 1:** 1, Sirma 4:04.94; 2, Bowker 4:05.07; 3, Plumer 4:05.08; 4, Kotovich 4:05.53; 5, Beclea 4:05.77; 6, Mai 4:06.09; 7, Wade 4:07.22; 8, Yvonne van der Kolk NED 4:07.39; 9, Christine Pfitzinger NZL 4:08.43; 10, Khin Khin Htwe MYA 4:12.21; 11, Estela Estevez ESP 4:13.93; 12, Snezana Pajkić YUG 4:14.20; 13, Zheng Lijuan CHN 4:14.95

**Heat 2:** 1, Boulmerka 4:08.20; 2, Rogachova 4:08.34; 3, Vriesde 4:08.46; 4, Fidatof 4:08.81; 5, Christina Cahill GBR 4:09.01; 6, Darcy Arreola USA 4:13.08; 7, Ivana Kubesová TCH 4:14.69; 8, Leah Pells CAN 4:14.82; 9, Aisling Molloy IRL 4:16.61; 10, Véronique Pongérard FRA 4:16.87; 11, Bigna Samuel STV 4:29.42; 12, Mantokoane Pitso LES 4:42.79; Sandra Gasser SUI DNF; Isabel Elias ANG DNS

**Heat 3:** 1, Melinte 4:08.78; 2, Kiessling 4:09.23; 3, Dorovskikh 4:09.25; 4, Rydz 4:09.31; 5, Gabriella Dorio ITA 4:09.34; 6, Irini Theodoridou GRE 4:11.14; 7, Karin Medin SWE 4:11.23; 8, Robyn Meagher CAN 4:12.47; 9, Suzy Hamilton USA 4:15.54; 10, Jana Kuceriková TCH 4:15.69; 11, Tuuli Merikoski FIN 4:17.57; 12, Edith Nakiyingi UGA 4:25.43; 13, Gengui Baguepeng CHA 4:54.41; Pauline Konga KEN DNS

## Stuttgart 1993

#### Final (Aug 22)

|  |                   |     |         |
|--|-------------------|-----|---------|
| 1,   | Liu Dong          | CHN | 4:00.50 |
| 2,   | Sonia O'Sullivan  | IRL | 4:03.48 |
| 3,   | Hassiba Boulmerka | ALG | 4:04.29 |
| 4,   | Lu Yi             | CHN | 4:06.06 |
| 5,   | Angela Chalmers   | CAN | 4:07.95 |
| 6,   | Theresia Kiesl    | AUT | 4:08.04 |
| 7,   | Anna Brzezińska   | POL | 4:08.11 |
| 8,   | Fabia Trabaldo    | ITA | 4:08.23 |
| 9, Violeta Beclea ROU 4:08.57; 10, Yan Wei CHN 4:09.05; 11, Carla Sacramento POR 4:09.15; 12, Mayte Zúñiga ESP 4:10.79; 13, Lyudmila Rogachova RUS 4:12.14; 14, Leah Pells CAN 4:13.87; 15, Oksana Mernikova BLR 4:18.93 |                   |     |         |

After their exploits in the Stuttgart 3000m and 10,000m, all eyes were on China's representatives in the last of the women's distance races. A personal best of 4:04.36 in the heats, including a 45.25 last 300m, marked out Liu Dong as the probable winner.

Liu shared the lead with defending champion Boulmerka in the final. The pace was 68.20 and 2:17.58. At precisely 800m, Liu took off and ran clear of the pack with a 60.15 circuit. Incredibly, she managed to accelerate (57.48 last 400m, 42.77 last 300m) and had a winning margin of 30m.



The silver went to a delighted O'Sullivan, who had been favoured to win the 3000m but placed only fourth. A relieved Boulmerka outran the other Chinese finalist, Lu, for the bronze.

"The crowd support was great and cheered me on to my success," said Dong. "I never had any doubts about my victory during the race." In fact, a cynical section of the crowd could be heard booing the sight of another Chinese woman runner sprinting away to victory.

#### First round (First 4 & 3 fastest to final) (Aug 20)

**Heat 1:** 1, O'Sullivan 4:05.81; 2, Lu 4:05.97; 3, Kiesel 4:06.89; 4, Zúñiga 4:07.46; 5, Brzezińska 4:08.33; 6, Bettina Andersen DEN 4:09.75; 7, Blandine Bitzner FRA 4:10.70; 8, Alisa Hill USA 4:11.29; 9, Sonia McGeorge GBR 4:12.93; 10, Sarah Howell CAN 4:13.40; 11, Ravilya Agletdinova BLR 4:17.43; 12, Laurence Niyonsaba RWA 4:25.70; 13, Raj Kumari Pandey NEP 4:49.22; Lyubov Kremlyova RUS DNS

**Heat 2:** 1, Boulmerka 4:13.13; 2, Yan 4:13.87; 3, Mernikova 4:13.93; 4, Chalmers 4:13.94; 5, Elena Fidatof ROU 4:14.34; 6, Małgorzata Rydz POL 4:14.75; 7, Gwen Griffiths RSA 4:14.81; 8, Annette Peters USA 4:15.15; 9, Harumi Hiroyama JPN 4:19.67; 10, Vera Chuvashova RUS 4:21.33; 11, Lyudmila Derevyankina KGZ 4:28.39; Alia Almatari JOR & Karolina Tanona FIJ DNS

**Heat 3:** 1, Liu 4:04.36; 2, Rogachova 4:07.52; 3, Trabaldo 4:07.95; 4, Sacramento 4:08.32; 5, Beclea 4:08.82; 6, Pells 4:08.97; 7, Sandra Gasser SUI 4:11.75; 8, Andrea Sollarová SVK 4:14.47; 9, Soraya Telles BRA 4:18.67; 10, Gina Procaccio USA 4:29.17; 11, Shirley Cespedes CRC 4:42.15; 12, Martha Portobanco NCA 4:56.22; Simone Weidner GER DNF

## Gothenburg 1995

### Final (Aug 9)

|     |                    |     |          |
|-----|--------------------|-----|----------|
| 1,  | Hassiba Boulmerka  | ALG | 4:02.42  |
| 2,  | Kelly Holmes       | GBR | 4:03.04  |
| 3,  | Carla Sacramento   | POR | 4:03.79  |
| 4,  | Angela Chalmers    | CAN | 4:04.74  |
| 5,  | Lyudmila Borisova  | RUS | 4:04.78  |
| 6,  | Anna Brzezińska    | POL | 4:05.65  |
| 7,  | Ruth Wysocki       | USA | 4:07.08  |
| 8,  | Mayte Zúñiga       | ESP | 4:07.27  |
| 9,  | Lyudmila Rogachova | RUS | 4:07.83; |
| 10, | Yvonne Graham      | JAM | 4:08.01; |
| 11, | Margarita Maruseva | RUS | 4:11.64; |
| 12, | Małgorzata Rydz    | POL | 4:20.83  |

Boulmerka added to her reputation as a big-meeting competitor when she made the world championship the only final she would win all year.

The pre-meeting favourite was Commonwealth Champion Holmes, who was drawn with Boulmerka in the two preliminary races. In the final she shadowed the Algerian as Graham set the pace of 67.38 at 400m, 2:12.73 at 800m and 3:17.00 at 1200m. Then Boulmerka started to sprint for home. The British runner responded well and the two ran shoulder to shoulder around the last bend with Holmes on the outside. The Algerian did not yield and edged clear in the straight, clocking 29.5 for the last 200m compared with Holmes's 30.0.

#### First round (First 6 & 6 fastest to semi-finals) (Aug 6)

**Heat 1:** 1, Boulmerka 4:11.34; 2, Holmes 4:11.87; 3, Borisova 4:12.07; 4, Thorsett 4:12.10; 5, Sacramento 4:12.12; 6, Zúñiga 4:12.30; 7, Strashilova 4:13.27; 8, Akra 4:13.38; 9, Sakara 4:15.02; 10, Nirmala Bharati NEP 4:53.60

**Heat 2:** 1, Dulecha 4:17.70; 2, Rogachova 4:18.14; 3, Rydz 4:18.40; 4, Hamilton 4:18.49; 5, Chalmers 4:18.77; 6, Quentin 4:18.86; 7, Bychkovskaya 4:18.97; 8, Svetlana Miroshnik UKR 4:19.12; 9, Khin Khin Htwe MYA 4:26.69; 10, Rosemary Omundsen PNG 4:51.86

**Heat 3:** 1, Graham 4:13.70; 2, Maruseva 4:13.91; 3, Wysocki 4:13.93; 4, Brzezińska 4:14.34; 5, Kiesel 4:14.52; 6, Pells 4:14.69; 7, Ducret 4:16.21; 8, Domínguez 4:18.61; 9, Bigna Samuel STV 4:25.94; 10, Nompumelelo Zwane SWZ 4:49.32

#### Semi-finals (First 5 & 2 fastest to final) (Aug 7)

**Heat 1:** 1, Boulmerka 4:09.13; 2, Holmes 4:09.15; 3, Sacramento 4:10.03; 4, Brzezińska 4:10.75; 5, Maruseva 4:10.92; 6, Blandine Ducret FRA 4:11.11; 7, Petya Strashilova BUL 4:11.62; 8, Leah Pells CAN 4:12.07; 9, Sarah Thorsett USA 4:12.26; 10, Theresia Kiesel AUT 4:12.31; 11, Maria Akra SWE 4:13.16; 12, Marta Domínguez ESP 4:18.72

**Heat 2:** 1, Rydz 4:08.70; 2, Rogachova 4:08.72; 3, Borisova 4:08.83; 4, Chalmers 4:08.92; 5, Wysocki 4:09.03; 6, Zúñiga 4:09.61; 7, Graham 4:09.92; 8, Suzy Hamilton USA 4:10.28; 9, Frédérique Quentin FRA 4:11.66; 10, Kutre Dulecha ETH 4:11.86; 11, Yelena Bychkovskaya BLR 4:15.99; 12, Julia Sakara ZIM 4:16.67

## Athens 1997

### Final (Aug 5)

|    |                  |     |         |
|----|------------------|-----|---------|
| 1, | Carla Sacramento | POR | 4:04.24 |
| 2, | Regina Jacobs    | USA | 4:04.63 |

|    |                  |     |         |
|----|------------------|-----|---------|
| 3, | Anita Weyermann  | SUI | 4:04.70 |
| 4, | Mayte Zúñiga     | ESP | 4:04.80 |
| 5, | Leah Pells       | CAN | 4:06.18 |
| 6, | Andrea Šuldesová | CZE | 4:06.33 |
| 7, | Olga Nelyubova   | RUS | 4:07.34 |
| 8, | Sonia O'Sullivan | IRL | 4:07.81 |

9, Kutre Dulecha ETH 4:08.15; 10, Malin Ewerlöf SWE 4:08.68; 11, Robyn Meagher CAN 4:10.83; 12, Małgorzata Rydz POL 4:13.25

The eagerly awaited race between Olympic Champion Masterkova and 1997 world leader Holmes never came to pass. Injury forced Holmes to a walk in her heat and reduced Masterkova to limping home last in her semi. That made the final wide open and after three slow laps in the lead by Ewerlöf it was down to the best sprinter. That proved to be Sacramento but her 60.9 last lap hardly compared with Holmes' 59.7 in her Commonwealth record of 3:58.07 or Masterkova's 60.0 finale to her 4:00.83 victory in the Atlanta Olympics. Jacobs, who had been thrown off stride along the final back straight by 19 year-old world junior 3000m champion Weyermann, did well to regain her composure and take the silver.

#### First round (First 6 & 6 fastest to semi-finals) (Aug 2)

**Heat 1:** 1, O'Sullivan 4:08.90; 2, Nelyubova 4:09.02; 3, Pells 4:09.25; 4, Ewerlöf 4:09.28; 5, Wüstenhagen 4:09.34; 6, Quentin 4:11.10; 7, Karolina Skourti GRE 4:11.88; 8, Nouria Benida-Merah ALG 4:12.21; 9, Sarah Thorsett USA 4:17.07; 10, Samira Raif MAR 4:19.54; 11, Kelly Holmes GBR no time taken

**Heat 2:** 1, Dulecha 4:07.70; 2, Jacobs 4:07.90; 3, Zúñiga 4:08.09; 4, Kiesel 4:08.13; 5, Pavey 4:08.23; 6, Weyermann 4:08.30; 7, Marusova 4:08.45; 8, Butler 4:08.87; 9, Šuldesová 4:09.49; 10, Tatyana Belovol UKR 4:12.17; 11, Helena Javornik SLO 4:16.21; Natalia Al-Farran LBN DNS

**Heat 3:** 1, Hamilton 4:10.12; 2, Sacramento 4:10.13; 3, Rydz 4:10.17; 4, Masterkova 4:10.22; 5, Crowley 4:10.23; 6, Djaté-Taillard 4:10.37; 7, Meagher 4:10.44; 8, Delahunty 4:10.45; 9, Ivanova 4:10.79; 10, Sylvia Kühnemund GER 4:11.21; 11, Monika Kinnunen FIN 4:11.71; 12, Shura Hotesa ETH 4:21.27

#### Semi-finals (First 5 & 2 fastest to final) (Aug 3)

**Heat 1:** 1, Nelyubova 4:04.67; 2, Sacramento 4:04.69; 3, Jacobs 4:04.97; 4, O'Sullivan 4:05.31; 5, Weyermann 4:05.71; 6, Zúñiga 4:06.66; 7, Rydz 4:06.86; 8, Kathy Butler CAN 4:07.68; 9, Natalya Ivanova UKR 4:10.39; 10, Patricia Djaté-Taillard FRA 4:10.85; 11, Joanne Pavey GBR 4:11.22; 12, Carmen Wüstenhagen GER 4:15.08

**Heat 2:** 1, Ewerlöf 4:06.75; 2, Pells 4:06.76; 3, Dulecha 4:06.90; 4, Šuldesová 4:07.02; 5, Meagher 4:07.06; 6, Suzy Hamilton USA 4:07.19; 7, Sinead Delahunty IRL 4:07.46; 8, Theresia Kiesel AUT 4:07.89; 9, Margaret Crowley AUS 4:10.37; 10, Margarita Marusova RUS 4:14.98; 11, Frédérique Quentin FRA 4:16.15; 12, Svetlana Masterkova RUS 4:22.74

## Seville 1999

### Final (Aug 29)

|     |                     |     |          |
|-----|---------------------|-----|----------|
| 1,  | Svetlana Masterkova | RUS | 3:59.53  |
| 2,  | Regina Jacobs       | USA | 4:00.35  |
| 3,  | Kutre Dulecha       | ETH | 4:00.96  |
| 4,  | Violeta Szekely     | ROU | 4:00.98  |
| 5,  | Carla Sacramento    | POR | 4:01.29  |
| 6,  | Elena Buhaianu      | ROU | 4:04.27  |
| 7,  | Anna Jakubczak      | POL | 4:04.40  |
| 8,  | Ana Amelia Menéndez | ESP | 4:04.72  |
| 9,  | Lidia Chojecka      | POL | 4:05.55; |
| 10, | Marla Runyan        | USA | 4:06.45; |
| 11, | Jackline Maranga    | KEN | 4:07.28; |
| 12, | Anita Weyermann     | SUI | 4:17.86  |

Stating that the 800m was merely preparation for this event, Masterkova added this gold medal to the ones she gained at the 1996 Olympics and 1998 European Championships. To the credit of her opponents they made it a fast race, hoping her legendary finish could be blunted, but it turned out to be a lost cause. Buhaianu opened up a substantial lead on the first lap (63.87) and was still ahead, but only just, at 800m (2:12.89). Jacobs and title holder Sacramento made the third lap a quick one at 63.10 but with 200m to go, with Sacramento in front, there were still five runners in contention. Masterkova sped past, with Jacobs in her slipstream, at the start of the finishing straight, with Dulecha and Szekely also overtaking the Portuguese runner. The Spanish-based Masterkova ran a last lap of 58.4, while Jacobs – clocking 4:00.35 a day after her 36th birthday – broke a personal best which had stood since 1988! Mérah-Benida, who would bring off a sensational Olympic victory the following year, was eliminated in her heat in 4:08.90.

**First round (First 5 & 2 fastest to final) (Aug 27)**

**Heat 1:** 1, Szekely 4:05.00; 2, Menéndez 4:05.21; 3, Sacramento 4:05.21; 4, Runyan 4:05.27; 5, Jakubczak 4:05.71; 6, Hayley Tullett GBR 4:05.72; 7, Olga Nelyubova RUS 4:06.01; 8, Malin Ewerlöf SWE 4:07.67; 9, Nouria Mérah-Benida ALG 4:08.90; 10, Nuria Fernández ESP 4:09.39; 11, Leah Pells CAN 4:10.76; 12, Judit Varga HUN 4:16.66; 13, Stephanie Best USA 4:19.87; Ebru Kavaklioglu TUR DNS; Erdenetuya Sukhbaatar MGL DNS

**Heat 2:** 1, Jacobs 4:04.75; 2, Masterkova 4:04.83; 3, Weyermann 4:04.88; 4, Dulecha 4:04.93; 5, Buhaianu 4:04.97; 6, Maranga 4:04.98; 7, Chojecka 4:05.16; 8, Lyudmila Rogachova RUS 4:05.72; 9, Maite Zúñiga ESP 4:06.75; 10, Robyn Meagher CAN 4:06.88; 11, Helen Pattinson GBR 4:12.17; 12, Elaine Fitzgerald IRL 4:12.77; 13, Frédérique Quentin FRA 4:14.76; 14, Julia Sakara ZIM 4:19.65

**Edmonton 2001****Final (Aug 7)**

|    |                   |     |         |
|----|-------------------|-----|---------|
| 1, | Gabriela Szabo    | ROU | 4:00.57 |
| 2, | Violeta Szekely   | ROU | 4:01.70 |
| 3, | Natalya Gorelova  | RUS | 4:02.40 |
| 4, | Carla Sacramento  | POR | 4:03.96 |
| 5, | Lidia Chojecka    | POL | 4:06.70 |
| 6, | Natalia Rodríguez | ESP | 4:07.10 |
| 7, | Alesya Turova     | BLR | 4:07.25 |
| 8, | Süreyya Ayhan     | TUR | 4:08.17 |

9, Yuliya Kosenkova RUS 4:08.84; 10, Mardrea Hyman JAM 4:12.48; 11, Leah Pells CAN 4:15.34; 12, Nuria Fernández ESP 4:17.86

This event was dominated by the two Romanians, the two-time 5000m Champion Szabo and the 36 year-old Szekely, unbeaten outdoors at 1500m so far in 2001. It was common knowledge that the two were not the best of friends, with Szekely reportedly suing Szabo for \$225,000 after calling her “ugly” in magazine and television interviews.

In the final, Ayhan led for a lap (63.78) before Gorelova took up the pace and kept it quick (800m: 2:08.95, 1100m: 2:58.09, 1200m: 3:14.45). Szekely was in second place, tracked by Szabo and 1997 winner Sacramento. With 200m to go, Szabo overtook Szekely and waited behind Gorelova until the finishing straight, when she kicked again to win by a clear margin. Szekely came through for the silver, but was never in the hunt for gold.

After the finish, Szabo took Szekely's hand and the two jogged a victory lap together. “I congratulate Gabriela on her win,” said Szekely, “but that is not to say that I forgive her for all that has happened between us.”

**First round (First 6 & 6 fastest to semi-finals) (Aug 4)**

**Heat 1:** 1, Ayhan 4:07.97; 2, Sacramento 4:08.79; 3, Hyman 4:08.84; 4, Hamilton 4:08.89; 5, Kosenkova 4:09.17; 6, Rodríguez 4:09.86; 7, Dejaeghere 4:13.07; 8, Mérah-Benida 4:15.06; 9, Irina Krakoviak LTU 4:16.24; 10, Elena Iagăr ROU 4:24.72; 11, Lamberthe Nyabamikazi RWA 4:31.11; 12, Elisa Vagnini SMR 4:40.01; Irina Lischinskaya UKR DNF

**Heat 2:** 1, Szabo 4:10.77; 2, Chojecka 4:10.82; 3, Pells 4:11.17; 4, Gorelova 4:11.34; 5, Friedrich 4:11.35; 6, Yordanova 4:12.29; 7, Lan 4:12.92; 8, Nigusie 4:13.02; 9, Pattinson 4:13.06; 10, René Kalmer RSA 4:17.97; 11, Evelyn Guerra PAN 4:44.69; Regina Jacobs USA DNF; Rosa Albama Saul ANG DNS

**Heat 3:** 1, Szekely 4:13.19; 2, Tullett 4:13.60; 3, Nelyubova 4:13.61; 4, Schwald 4:13.69; 5, Turova 4:13.72; 6, Fernández 4:13.90; 7, Fischer 4:14.34; 8, Li Jingnan CHN 4:15.30; 9, Georgie Clarke AUS 4:15.31; 10, Heidi Jensen DEN 4:17.35; 11, Hanane Sabri-Baala FRA 4:29.47; 12, Sonia Lopes CPV 5:13.80; 13, Fatouma Ali NIG 5:31.57

**Semi-finals (First 6 to final) (Aug 5)**

**Heat 1:** 1, Szekely 4:10.30; 2, Ayhan 4:10.36; 3, Sacramento 4:11.23; 4, Turova 4:11.43; 5, Fernández 4:11.44; 6, Kosenkova 4:11.46; 7, Sarah Schwald USA 4:11.74; 8, Veerle Dejaeghere BEL 4:15.70; 9, Helen Pattinson GBR 4:16.39; Kathleen Friedrich GER DNF; Daniela Yordanova BUL DNF; Olga Nelyubova RUS DNS

**Heat 2:** 1, Szabo 4:07.40; 2, Gorelova 4:07.47; 3, Chojecka 4:08.37; 4, Pells 4:08.49; 5, Rodríguez 4:08.49; 6, Hyman 4:08.58; 7, Sabine Fischer SUI 4:09.66; 8, Lan Lixin CHN 4:11.09; 9, Hayley Tullett GBR 4:13.95; 10, Abebech Nigusie ETH 4:29.57; Suzy Favor Hamilton USA DNF; Nouria Mérah-Benida ALG DNS

**Paris 2003****Final (Aug 31)**

|    |                      |     |         |
|----|----------------------|-----|---------|
| 1, | Tatyana Tomashova    | RUS | 3:58.52 |
| 2, | Süreyya Ayhan        | TUR | 3:59.04 |
| 3, | Hayley Tullett       | GBR | 3:59.95 |
| 4, | Yekaterina Rozenberg | RUS | 4:00.59 |

|    |                     |     |         |
|----|---------------------|-----|---------|
| 5, | Jackline Maranga    | KEN | 4:01.64 |
| 6, | Naomi Mugo          | KEN | 4:02.33 |
| 7, | Daniela Yordanova   | BUL | 4:02.34 |
| 8, | Yelena Zadorozhnaya | RUS | 4:02.46 |

9, Maria Cioncan ROU 4:02.80; 10, Joanne Pavey GBR 4:03.03; 11, Nelya Neporadna UKR 4:04.44; 12, Jolanda Čeplak SLO 4:14.18

Since her good showing in Edmonton, Ayhan had made a spectacular improvement with front-running victories at the 2002 European Championships, World Cup and in the Golden League. In Zurich on August 15 she had beaten a world-class field by 30m in 3:55.60, the world's fastest since 1997.

In Paris she raced off again to a 60.50 first lap, quicker than she went in the Zurich race. This time she was not able to build up a commanding lead and a 66.26 second lap by the Turk enabled Zadorozhnaya (running her fifth race in six days) and Rozenberg to close in. Just after the bell (2:56.58), Zadorozhnaya nipped ahead, only for Ayhan to respond with a 15.2 100m down the backstraight. This put her into a 6m lead but she was to pay the price for that spurt. The Turk had no answer when Tomashova challenged 40m from home. The long-haired Russian went on to win with a personal best from Ayhan, while Tullett improved from seventh at the bell to take the bronze.

“I had big psychological pressure on my shoulders,” remarked the crestfallen Ayhan.

Regina Jacobs – the silver medallist from 1997 and 1999 – reached the semi-finals this time but was ultimately disqualified after it was found that she had tested positive for tetrahydrogestrinone (or THG) at the US Championships in June 2003. It should be noted that both Tomashova and Ayhan were also disqualified for doping violations later in their careers.

**First round (First 6 & 6 fastest to semi-finals) (Aug 27)**

**Heat 1:** 1, Ayhan 4:08.12; 2, Pavey 4:08.60; 3, Zadorozhnaya 4:08.93; 4, Fernández 4:09.07; 5, Lishchinska 4:09.48; 6, Mugo 4:11.95; 7, Hyman 4:14.17; 8, Meskerem Legesse ETH 4:16.38; 9, Gabriela Traña CRC 4:32.58; 10, Roda Ali Wais DJI 5:10.16; Jacobs DQ (r40.9) (4:08.64)

**Heat 2:** 1, Cioncan 4:10.16; 2, Tullett 4:10.53; 3, Tomashova 4:10.95; 4, Turova 4:11.26; 5, Čeplak 4:11.26; 6, Maranga 4:11.38; 7, García 4:11.84; 8, Varga 4:11.89; 9, Veerle Dejaeghere BEL 4:19.08; 10, Rosa Saul ESP 4:20.99

**Heat 3:** 1, Martins 4:12.53; 2, Rozenberg 4:12.54; 3, Neporadna 4:12.71; 4, Cucerzan 4:12.79; 5, Yordanova 4:12.98; 6, Dulecha 4:13.01; 7, Sacramento 4:13.70; 8, Rodríguez 4:14.08; 9, Daniela Kuleska MKD 4:29.65; Kelly Holmes GBR DNS

**Semi-finals (First 5 & 2 fastest to final) (Aug 29)**

**Heat 1:** 1, Cioncan 4:03.40; 2, Ayhan 4:03.60; 3, Pavey 4:03.78; 4, Tullett 4:03.85; 5, Neporadna 4:04.24; 6, Mugo 4:04.54; 7, Yordanova 4:04.83; 8, Judit Varga HUN 4:06.64; 9, Kutre Dulecha ETH 4:06.66; 10, Maria Martins FRA 4:08.30; 11, Natalia Rodríguez ESP 4:08.80; 12, Mardrea Hyman JAM 4:13.95

**Heat 2:** 1, Tomashova 4:05.38; 2, Rozenberg 4:05.51; 3, Maranga 4:05.63; 4, Čeplak 4:05.84; 5, Zadorozhnaya 4:05.86; 6, Alesya Turova BLR 4:07.26; 7, Nuria Fernández ESP 4:09.69; 8, Alina Cucerzan ROU 4:11.99; 9, Irina Lishchinska UKR 4:12.01; 10, Carla Sacramento POR 4:13.14; 11, Dori García ESP 4:16.28; Regina Jacobs USA DQ (r40.9) (4:06.92)

**Helsinki 2005****Final (Aug 14)**

|    |                   |     |         |
|----|-------------------|-----|---------|
| 1, | Tatyana Tomashova | RUS | 4:00.35 |
| 2, | Olga Yegorova     | RUS | 4:01.46 |
| 3, | Bouchra Ghezielle | FRA | 4:02.45 |
| 4, | Yelena Soboleva   | RUS | 4:02.48 |
| 5, | Maryam Jamal      | BRN | 4:02.49 |
| 6, | Natalia Rodríguez | ESP | 4:03.06 |
| 7, | Anna Jakubczak    | POL | 4:03.38 |
| 8, | Gelete Burka      | ETH | 4:04.77 |

9, Carmen Douma-Hussar CAN 4:05.08; 10, Helen Clitheroe GBR 4:05.19; 11, Irina Krakoviak LTU 4:08.18; Yuliya Chizhenko RUS DQ (r163.2) (4:00.93)

Undeclared Jamal and Russian Champion Chizhenko were the heat winners. Only Russia had more than one qualifier for the final...with four! Soboleva led the field through three laps in the final [66.28-2:12.68-3:16.97], passing the bell in 2:59.44. Jamal, the frail Ethiopian-born Bahrain athlete, accelerated past in the back straight, but was quickly caught by the Russians. Chizhenko went by Jamal on the inside, catching her with her arm, and knocking her off stride. Tomashova caught Chizhenko with 50m to go and won by 4m, from

her team-mate and Yegorova. Chizhenko was then disqualified after a Bahraini protest. Tomashova ran her last lap in 58.8, and became the first female 1500m runner to win consecutive titles. As she had finished eighth in her only completed race in 2005 prior to Helsinki, it was a remarkable triumph.

#### First round (First 5 & 2 fastest to final) (Aug 12)

**Heat 1:** 1, Jamal 4:10.58; 2, Tomashova 4:10.74; 3, Jakubczak 4:11.28; 4, Yegorova 4:11.64; 5, Rodríguez 4:11.82; 6, Hind Dehiba FRA 4:12.23; 7, Alesya Turova BLR 4:14.21; 8, Eleonora Berlanda ITA 4:14.54; 9, Konstadina Efedáki GRE 4:15.00; 10, Nelya Neoporadna UKR 4:15.46; 11, Nancy Jebet Lagat KEN 4:16.13; 12, Treniere Clement USA 4:16.51; 13, Mestawet Tadesse ETH 4:20.20; Nahida Touhami ALG DNS

**Heat 2:** 1, Chizhenko 4:07.26; 2, Burka 4:07.35; 3, Soboleva 4:07.69; 4, Ghezielle 4:07.87; 5, Douma-Hussar 4:08.73; 6, Krakoviak 4:09.11; 7, Clitheroe 4:09.13; 8, Wioletta Janowska POL 4:09.90; 9, Daniela Yordanova BUL 4:11.64; 10, Corina Dumbravean ROU 4:12.35; 11, Maria Martins FRA 4:14.12; 12, Nuria Fernández ESP 4:14.45; 13, Johanna Risku FIN 4:15.44; 14, Trine Pilskog NOR 4:18.63; 15, Sonia Lopes CPV 4:51.29

## X

## Osaka 2007

### Final (Sep 2)

|    |   |     |         |
|----|---|-----|---------|
| 1, | Maryam Jamal  | BRN | 3:58.75 |
| 2, | Iryna Lishchynska   | UKR | 4:00.69 |
| 3, | Daniela Yordanova   | BUL | 4:00.82 |
| 4, | Mariam Alaoui Selsouli  | MAR | 4:01.52 |
| 5, | Viola Kibiwot   | KEN | 4:02.10 |
| 6, | Agnes Samaria   | NAM | 4:07.61 |
| 7, | Nataliya Pantelyeva   | RUS | 4:07.82 |
| 8  | Lidia Chojecka  | POL | 4:08.64 |
| 9, | Nataliya Tobias UKR 4:10.56; 10, Iris María Fuentes-Pila ESP 4:14.00; Yelena Soboleva RUS DQ (r40.9) (3:58.99); Yuliya Fomenko RUS DQ (r40.9) (4:02.46) |     |         |

**Rightful finalists:** Hilary Stellingwerff CAN & Marina Muncan SRB

Leading into Osaka, Jamal, Soboleva and Gelete Burka (ETH) had the top seven times of the year, but Burka opted for the 5000m. The preliminary rounds saw only one race quicker than 4:09, won by Lishchynska in 4:03.84, from Soboleva. The Russian, who had beaten Jamal twice during the summer, took the pacemaking duties on in the final, passing 400m in 65.82, and then speeding up through laps of 63.75 and 63.09. Jamal was on Soboleva's shoulder at the 1200m mark, and went past shortly after. A quickly-gained lead of just over a metre was maintained all the way to the line, though Soboleva fought hard to close the gap. The two finished 15m clear of Lishchynska, who had moved from fifth to third in the last 100m, as Selsouli, third for most of the last lap, faded badly in the last 50m. Jamal's win was the first for a Bahraini woman in the World Championships, though she had been born in Ethiopia.

Soboleva went on to take the World Indoor title in Valencia 2008, but then the following July was suspended for doping offences by the IAAF along with six of her compatriots. They were charged with having manipulated their urine samples (in spring 2007) after DNA testing had appeared to show that the samples did not belong to the athletes concerned. They were initially banned by the All-Russia Athletic Federation for two years starting from April and May of 2007 (April 26 in Soboleva's case), which meant that they would be clear to compete at the 2009 World Championships. In November 2008, the IAAF appealed to the Court of Arbitration for Sport against the decision of the ARAF on the grounds that the start of the sanction could not be backdated to before the initial suspension, and that in the circumstances, the period of suspension ought to be greater than the minimum of two-years.

In July 2009 the CAS ruled against the ARAF and the Russian group's suspension was fixed at two years nine months. Therefore, their period of ineligibility lasted to April 30, 2011. The seven guilty women were Soboleva, Fomenko (originally second and seventh at 1500m in Osaka), Svetlana Cherkasova (eliminated in first round of the Osaka 800m), Gulfiya Khanafeyeva (10th in Osaka Hammer Throw), Darya Pishchalnikova (Osana Discus Throw silver), and former World Champions Tatyana Tomashova and Olga Yegorova. All the Osaka medals and placings gained by those listed were annulled.

#### First round (First 6 & 6 fastest to semi-finals) (Aug 29)

**Heat 1:** 1, Alaoui Selsouli 4:09.05; 2, Jamal 4:09.47; 3, Chojecka 4:09.52; 4,

Fuentes-Pila 4:09.58; 5, Stellingwerff 4:09.60; 6, Westley 4:09.67; 7, Jamieson 4:10.02; 8, Pantelyeva 4:10.69; 9, Golovchenko 4:10.98; 10, Christy Wurth-Thomas USA 4:20.21; 11, Mika Yoshikawa JPN 4:21.64; 12 Aishath Reesha MDV 5:45.25; Maria Martins FRA DNF

**Heat 2:** 1, Lishchynska 4:10.03; 2, Kibiwot 4:10.53; 3, Yordanova 4:10.61; 4, Dobriskey 4:10.61; 5, Donohue 4:10.89; 6, Checa 4:11.24; 7, Nahida Touhami ALG 4:14.38; 8, Cristina Vasiliou ROU 4:15.43; 9, Wioletta Janowska POL 4:18.59; 10, Ragnhild Kvarberg NOR 4:21.22; 11, Siham Hilali MAR 4:22.12; Fomenko DQ (r40.9) (4:09.57)

**Heat 3:** 1, Clement 4:10.85; 2, Samaria 4:10.96; =3, Roman & Nyaruai 4:11.04; 5, Corrigan 4:11.11; 6, Tobias 4:11.22; 7, Muncan 4:11.24; 8, Bouchra Chaabi MAR 4:11.51; 9, Carmen Douma-Hussar CAN 4:12.10; 10, Liu Qing CHN 4:12.71; 11, Mestawet Tadesse ETH 4:20.46; 12, Wanumbi Kapia COD 5:45.99; Soboleva DQ (r40.9) (4:10.45)

#### Semi-finals (First 5 & 2 fastest to final) (Aug 31)

**Heat 1:** 1, Jamal 4:14.86; 2, Pantelyeva 4:15.22; 3, Samaria 4:15.36; 4, Tobias 4:15.43; 5, Hilary Stellingwerff CAN 4:15.99; 6, Sarah Jamieson AUS 4:16.20; 7, Abby Westley GBR 4:16.21; 8, Erin Donohue USA 4:16.41; 9, Tatyana Golovchenko UKR 4:17.97; 10, Dolores Checa ESP 4:20.44; 11, Veronica Nyaruai KEN 4:21.50; Fomenko DQ (r40.9) (4:15.28)

**Heat 2:** 1, Lishchynska 4:03.84; 2, Kibiwot 4:03.97; 3, Yordanova 4:04.19; 4, Alaoui Selsouli 4:05.25; 5, Chojecka 4:05.80; 6, Fuentes-Pila 4:06.99; 7, Marina Muncan SRB 4:08.02; 8, Treniere Clement USA 4:08.32; 9, Lisa Dobriskey GBR 4:08.39; 10, Sonja Roman SLO 4:08.60; 11, Lisa Corrigan AUS 4:08.79; Soboleva DQ (r40.9) (4:03.87)

## X

## Berlin 2009

### Final (Aug 23)

|    |   |     |         |
|----|---|-----|---------|
| 1, | Maryam Jamal  | BRN | 4:03.74 |
| 2, | Lisa Dobriskey  | GBR | 4:03.75 |
| 3, | Shannon Rowbury   | USA | 4:04.18 |
| 4, | Nuria Fernández   | ESP | 4:04.91 |
| 5, | Christin Wurth-Thomas   | USA | 4:05.21 |
| 6, | Anna Willard  | USA | 4:06.19 |
| 7, | Lidia Chojecka  | POL | 4:07.17 |
| 8, | Natalya Yevdokimova   | RUS | 4:07.71 |
| 9, | Kalkedan Gezahegn ETH 4:08.81; 10, Gelete Burka ETH 4:11.21; Natalia Rodriguez ESP DQ (r163.2) (4:03.36); Mariem Alaoui Selsouli MAR DQ (r40.9) (DNS) |     |         |

**Rightful finalist:** Nikki Hamblin NZL

Two of the three heats featured falls by athletes who were then put through to the next round on appeal. The drama continued in the semi-finals which saw the surprising elimination of Olympic Champion Langat and, inexplicably, 3:58.38 performer Alminova. Jamal was left as favourite to retain her title.

Burka, who had won five of her six preceding races, set a modest pace for the first two laps (66.66/68.47) before speeding up with a 62.24 third lap. The Ethiopian now led by a metre from Jamal, and Rodriguez was a further metre behind, with Dobriskey on her outside. With 200m to go, the Spaniard attempted to overtake Burka on the inside, but there was no gap there and she pushed the Ethiopian, causing her to fall. Jamal went clear, then Rodriguez caught her with 75m remaining, and crossed the line 3m ahead in 4:03.36. Jamal just held off Dobriskey. The television replays appeared to confirm that Rodriguez would be disqualified, and this news was swiftly confirmed. Jamal thus retained her title.

Selsouli (fourth in Osaka) comfortably qualified for the final, but was withdrawn after it was confirmed that she had failed an out-of-competition doping test on August 2. She became the second Moroccan in Berlin to cheat another athlete out of a World Championship final place, the other was steeplechaser Jamel Chatbi.

#### First round (First 6 & 6 fastest to semi-finals) (Aug 18)

**Heat 1:** 1, Jamal 4:08.76; 2, Fernández 4:08.79; 3, Assefa 4:08.86; 4, Lishchynska 4:08.95; 5, Krakoviak 4:08.96; 6, Kibiwot 4:09.18; 7, Chojecka 4:09.38; 8, Oksana Zbrozhek RUS 4:09.84; 9, Charlene Thomas GBR 4:09.91; 10, Rowbury 4:10.30; 11, Marina Muncan SRB 4:15.18; 12, Eliane Saholinirina MAD 4:16.63; 13, Eva Pereira CPV 5:04.95; Selsouli DQ (r40.9) (4:08.86)

(Rowbury was allowed to advance to semi final by decision of the Referee who concluded that she had been unintentionally disadvantaged by an incident involving Assefa)

**Heat 2:** 1, Burka 4:07.75; 2, Rodríguez 4:07.84; 3, Dobriskey 4:07.90; 4, Yevdokimova 4:08.06; 5, Willard 4:08.13; 6, Lakhoud 4:08.21; 7, Belete 4:08.36; 8, Hamblin 4:09.60; 9, Déhiba 4:11.41; 10, Tamara Tverdostup UKR 4:13.36; 11, Susan Kuijken NED 4:18.10; 12, Irene Jelagat KEN 4:27.36; 13, Aldy Villalobos NCA 4:50.55; Alemitu Bekele TUR DQ (r40.1) (4:13.69)

(Déhiba was allowed to advance to semi final by decision of the Referee who concluded that she had been unintentionally disadvantaged the fall of Jelegat)



**Heat 3:** 1, Langat 4:08.16; 2, Gezahegn 4:08.23; 3, Wurth-Thomas 4:08.23; 4, Ejdays 4:08.59; 5, Roman 4:08.65; 6, Mishchenko 4:09.26; 7, I Fuentes-Pila 4:09.71; 8, Adrienne Herzog NED 4:10.10; 9, Siham Hilali MAR 4:10.57; 10, Deirdre Byrne IRL 4:12.19; 11, Stephanie Twell GBR 4:18.23; 12, Sladjana Pejovic MNE 4:28.67; 13, Francine Nzilampa COD 4:30.56; Alminova (r40.9) (4:08.13)

**Semi-finals (First 5 & 2 fastest to final) (Aug 21)**

**Heat 1:** 1, Jamal 4:03.64; 2, Rodríguez 4:03.73; 3, Dobriskey 4:03.84; 4, Wurth-Thomas 4:04.16; 5, Gezahegn 4:04.75; 6, Yevdokimova 4:04.93; 7, Chojecka 4:06.53; 8, Viola Kibiwot KEN 4:06.88; 9, Iris Fuentes-Pila ESP 4:07.10; 10, Sonja Roman SLO 4:07.20; 11, Btissam Lakhoud MAR 4:08.72; 12, Anna Mishchenko UKR 4:11.02; 13, Irina Krakoviak LTU 4:12.54

**Heat 2:** 1, Burka 4:10.19; 2, Willard 4:10.47; 3, Rowbury 4:10.51; 4, Fernández 4:10.64; 5, Nikki Hamblin NZL 4:10.96; 6, Nancy Jebet Langat KEN 4:11.10; 7, Hind Déhiba FRA 4:11.22; 8, Sylwia Ejdays POL 4:11.33; 9, Mimi Belete BRN 4:13.30; Selsouli DQ (r40.9) (4:10.46); Anna Alminova RUS DQ (r40.9) (4:12.55); Iryna Lishchynska UKR DNF; Meskerem Assefa ETH DNS

**X**

**Daegu 2011**

**Final (Sep 1)**

|    |                        |     |         |
|----|------------------------|-----|---------|
| 1, | Jenny Simpson          | USA | 4:05.40 |
| 2, | Hannah England         | GBR | 4:05.68 |
| 3, | Natalia Rodríguez      | ESP | 4:05.87 |
| 4, | Btissam Lakhoud        | MAR | 4:06.18 |
| 5, | Kalkidan Gezahegne     | ETH | 4:06.42 |
| 6, | Ingvill Måkestad Bovim | NOR | 4:06.85 |
| 7, | Mimi Belete            | BRN | 4:07.60 |
| 8, | Tuğba Karakaya         | TUR | 4:08.14 |

9, Morgan Uceny USA 4:19.71; 10, Hellen Obiri KEN 4:20.23; 11, Maryam Jamal BRN 4:22.67; Nataliya Tobias UKR DQ (r40.9) (4:08.68)

**Rightful finalist:** Viola Kibiwot KEN

The final was led by Belete through 400m in a slow 68.78, and she continued in front through 800m (2:13.94) to 950m, when Kenya's Obiri fell, taking Uceny with her and causing defending champion Jamal to be badly spiked.

Rodríguez passed Belete at the bell (3:03.47) and held the lead to the finishing straight, followed in close order by Gezahegne, Lakhoud and Simpson who had gradually progressed from seventh place at 1200m. In the closing stages it was the number two American who was the strongest, finishing two metres clear of England, who progressed from seventh to second in the straight. The winner remarked "The last few metres I was thinking about what this could mean for my life and family and my little sisters starting in the army. I was thinking "let's get that anthem played."

The event was tainted by the appearance of four women who were ultimately disqualified for doping offences.

**First round (First 6 & 6 fastest to semi-finals) (Aug 28)**

**Heat 1:** 1, England 4:13.45; 2, Belete 4:13.50; 3, Hilali 4:13.59; 4, Yevdokimova 4:14.36; 5, Langat 4:14.37; 6, Rowbury 4:14.43; 7, Gezahegne 4:14.45; 8, Isabel Macias ESP 4:14.75; 9, Tandiwe Nyathi ZIM 4:32.79; 10, Nikki Hamblin NZL 4:36.70; Anzhelika Shevchenko UKR DQ (r40.9) (4:16.22)

**Heat 2:** 1, Karakaya 4:10.38; 2, Lakhoud 4:10.71; 3, Kibiwot 4:10.74; 4, Rodríguez 4:10.76; 5, Simpson 4:10.84; 6, Genzebe Shumi BRN 4:12.32; 7, Meskerem Assefa ETH 4:12.43; 8, Lisa Dobriskey GBR 4:12.70; 9, Gladys Landaverde ESA 4:28.50; Tobias DQ (r40.9) (4:10.99); Syreva DQ (r40.9) (4:11.24); Natalia Kareiva BLR DQ (r40.9) (4:12.03)

**Heat 3:** 1, Jamal 4:07.04; 2, Fernández 4:07.29; 3, Uceny 4:07.43; 4, Obiri 4:07.59; 5, Burka 4:07.91; 6, Måkestad Bovim 4:08.26; 7, McKnight 4:08.74; 8, Pliš 4:08.83; 9, Mishchenko 4:09.02; 10, Malika Akkaoui MAR 4:14.79; Martynova DQ (r40.9) (4:07.76); Çakır DQ (r40.9) (4:08.05)

**Semi-finals (First 5 & 2 fastest to final) (Aug 30)**

**Heat 1:** 1, Karakaya 4:08.58; 2, Obiri 4:08.93; 3, Gezahegne 4:08.96; 4, Jamal 4:08.96; 5, Uceny 4:09.03; 6, Nuria Fernández ESP 4:09.53; 7, Siham Hilali MAR 4:09.64; 8, Anna Mishchenko UKR 4:09.78; 9, Kaila McKnight AUS 4:10.83; 10, Renata Pliš POL 4:11.12; 11, Shannon Rowbury USA 4:11.49; 12, Natalya Yevdokimova RUS 4:11.70; Olesya Syreva RUS DQ (r40.9) (4:09.83)

**Heat 2:** 1, Rodríguez 4:07.88; 2, Simpson 4:07.90; 3, Måkestad Bovim 4:08.03; 4, Lakhoud 4:08.10; 5, England 4:08.31; 6, Belete 4:08.42; 7, Viola Kibiwot KEN 4:08.64; 8, Nancy Jebet Langat KEN 4:12.92; Gelete Burka ETH DNF; Tobias DQ (r40.9) (4:07.99); Yekaterina Martynova RUS DQ (r40.9) (4:08.67); Asli Çakır TUR DQ (r40.9) (4:11.51)

**X**

**Moscow 2013**

**Final (Aug 15)**

|    |               |     |         |
|----|---------------|-----|---------|
| 1, | Abeba Aregawi | SWE | 4:02.67 |
| 2, | Jenny Simpson | USA | 4:02.99 |

|     |   |     |         |
|-----|---|-----|---------|
| 3,  | Hellen Obiri  | KEN | 4:03.86 |
| 4,  | Hannah England  | GBR | 4:04.98 |
| 5,  | Faith Kipyegon  | KEN | 4:05.08 |
| 6,  | Zoe Buckman   | AUS | 4:05.77 |
| 7,  | Genzebe Dibaba  | ETH | 4:05.99 |
| 8,  | Nancy Langat  | KEN | 4:06.01 |
| 10, | Mary Cain USA 4:07.19; 11, Siham Hilali MAR 4:09.16; 12, Yelena Korobkina RUS 4:10.18; Yekaterina Sharmina RUS DQ (r40.9) (4:05.49) |     |         |

**Rightful finalist:** Kate Van Buskirk CAN

The final was led early on by Simpson, with Obiri and Aregawi close behind. The defending champion passed 400m in a transponder time of 65.76, but slowed to 2:13.95 at 800m, with the field now closely bunched. Simpson reached the bell in 3:03.75 with only 17 year-old Cain detached from the pack of contenders. Aregawi – the 2013 world leader and undefeated at five Diamond Leagues – went to the front with 280m remaining. She was chased hard by Simpson but held on to win as the two clocked closing 200m transponder times of 28.79 and 29.06 respectively. Obiri took third ahead of England who progressed to fourth from seventh place in the last half-lap.

**First round (First 6 & 6 fastest to semi-finals) (Aug 11)**

**Heat 1:** 1, Aregawi 4:07.66; 2, Hilali 4:07.82; 3, Podosyonova 4:07.87; 4, Langat 4:07.98; 5, Pliš 4:08.20; 6, Cain 4:08.21; 7, Van Buskirk 4:08.65; 8, Gega 4:08.76; 9, Koster 4:08.99; 10, Gelete Burka ETH 4:11.26; 11, Laura Weightman GBR 4:14.38; 12, Rosibel Garcia COL 4:15.38; 13, Amela Terzić SRB 4:27.89

**Heat 2:** 1, Buckman 4:06.99; 2, Simpson 4:07.16; 3, Arrafi 4:07.84; 4, Kipyegon 4:08.66; 5, Belete 4:09.27; 6, Sheila Reid CAN 4:10.90; 7, Margherita Magnani ITA 4:11.15; 8, Senbera Teferi ETH 4:11.41; 9, Cory McGee USA 4:12.33; 10, Bethlem Desalegn UAE 4:12.97; 11, Eliane Sahalirina MAD 4:18.04; Sharmina DQ (r40.9) (4:07.17)

**Heat 3:** 1, Dibaba 4:06.78; 2, Obiri 4:06.98; 3, England 4:08.05; 4, Korobkina 4:08.33; 5, Rodríguez 4:08.44; 6, Sifuentes 4:08.54; 7, Roman 4:08.58; 8, Brown 4:09.00; 9, Lakhoud 4:09.15; 10, Diana Sujew GER 4:09.40; 11, Ioana Doagă ROU 4:09.78; 12, Tuğba Koyuncu TUR 4:15.56

**Semi-finals (First 5 & 2 fastest to final) (Aug 13)**

**Heat 1:** 1, Buckman 4:04.82; 2, Kipyegon 4:04.83; 3, Korobkina 4:05.18; 4, Cain 4:05.21; 5, Dibaba 4:05.23; 6, Langat 4:05.30; 7, Hilali 4:05.32; 8, Svetlana Podosyonova RUS 4:05.36; 9, Nicole Sifuentes CAN 4:06.30; 10, Maureen Koster NED 4:08.15; 11, Sonja Roman SLO 4:08.63; 12, Luiza Gega ALB 4:08.79

**Heat 2:** 1, Aregawi 4:05.66; 2, Obiri 4:05.76; 3, Simpson 4:05.79; 4, England 4:06.80; 5, Kate Van Buskirk CAN 4:07.36; 6, Renata Pliš POL 4:08.02; 7, Natalia Rodríguez ESP 4:09.18; 8, Rabab Arrafi MAR 4:09.86; 9, Sarah Brown USA 4:12.16; 10, Mimi Belete BRN 4:14.22; Btissam Lakhoud MAR DNF; Sharmina DQ (r40.9) (4:06.49)

**Beijing 2015**

**Final (Aug 25)**

|    |                   |     |         |
|----|-------------------|-----|---------|
| 1, | Genzebe Dibaba    | ETH | 4:08.09 |
| 2, | Faith Kipyegon    | KEN | 4:08.96 |
| 3, | Sifan Hassan      | NED | 4:09.34 |
| 4, | Dawit Seyaum      | ETH | 4:10.26 |
| 5, | Laura Muir        | GBR | 4:11.48 |
| 6, | Abeba Aregawi     | SWE | 4:12.16 |
| 7, | Shannon Rowbury   | USA | 4:12.39 |
| 8, | Angelika Cichocka | POL | 4:13.22 |

9, Rabab Arrafi MAR 4:13.66; 10, Tatyana Tomashova RUS 4:14.18; 11, Jenny Simpson USA 4:16.28; 12, Malika Akkaoui MAR 4:16.98

Five weeks before the championships, Dibaba clocked 3:50.07 to break a world record which had stood since 1993 to China's Qu Yunxia. The final in Beijing started at nothing like that pace, with the photo-cell clock showing only 77.06 at 400m as Rowbury led the pack. The shuffling pace continued until just before the penultimate lap, at which point Dibaba suddenly took off.

According to her bib transponder, Dibaba's first 700m had averaged just 18.73 per 100m section. The next one took only 14.51. The bell was reached in 3:08.69, after a 57.53 lap. Kipyegon, Seyaum and Hassan were barely hanging on. Dibaba's pressure finally told with 150m remaining, as she steadily drew clear of her pursuers. Her final time of 4:08.09 was nothing special, but a transponder-timed last 800m in 1:56.95 was enormously impressive. The next four finishers also ran their last two laps in less than two minutes. "I know everybody in this race and I know everything about my competitors, so I was very confident," said the new champion.

**First round (First 6 & 6 fastest to semi-finals) (Aug 22)**

**Heat 1:** 1, Sado 4:05.39; 2, Muir 4:05.53; 3, Chepkwemai 4:05.65; 4, Rowbury 4:05.66; 5, Desalegn 4:05.73; 6, Shchagina 4:05.78; 7, Johnson 4:05.79; 8, Akkaoui 4:05.85; 9, Pliš 4:05.89; 10, Coneo 4:08.31; 11, Melissa Duncan AUS 4:09.29; 12, Eliane Sahalinirina MAD 4:19.54

**Heat 2:** 1, Hassan 4:09.52; 2, Seyaum 4:09.64; 3, Aregawi 4:10.77; 4, Tomashova 4:10.79; 5, Simpson 4:10.91; 6, Cichocka 4:11.08; 7, Violah Lagat KEN 4:12.15; 8, Nicole Sifuentes CAN 4:12.82; 9, Nikki Hamblin NZL 4:16.65; 10, Heidi See AUS 4:20.65; 11, Amina Bakhit SUD 4:22.49

**Heat 3:** 1, Dibaba 4:02.59; 2, Kipyegon 4:02.77; 3, Arrafi 4:04.17; 4, Koster 4:05.55; 5, Terzić 4:06.07; 6, Weightman 4:06.13; 7, Gallagher 4:06.34; 8, Ennaoui 4:06.94; 9, Margherita Magnani ITA 4:09.06; 10, Luiza Gega ALB 4:09.36; 11, Florina Pierdevară ROU 4:13.76

**Semi-finals (First 5 & 2 fastest to final) (Aug 23)**

**Heat 1:** 1, Hassan 4:15.38; 2, Seyaum 4:15.46; 3, Aregawi 4:15.90; 4, Akkaoui 4:16.61; 5, Rowbury 4:16.64; 6, Sofia Ennaoui POL 4:16.70; 7, Besu Sado ETH 4:17.17; 8, Kerri Gallagher USA 4:17.63; 9, Anna Shchagina RUS 4:17.82; 10, Bethlem Desalegn UAE 4:17.92; 11, Nancy Chepkwemai KEN 4:18.15; Laura Weightman GBR DNS

**Heat 2:** 1, Dibaba 4:06.74; 2, Kipyegon 4:06.88; 3, Muir 4:07.95; 4, Arrafi 4:08.19; 5, Simpson 4:08.20; 6, Tomashova 4:08.72; 7, Cichocka 4:09.19; 8, Lauren Johnson USA 4:10.01; 9, Maureen Koster NED 4:10.95; 10, Amela Terzić SRB 4:13.92; 11, Renata Pliš POL 4:15.10; 12, Muriel Coneo COL 4:18.14

**1500 METRES****Multiple Medallists:**

|   |                              |     |                  |
|---|------------------------------|-----|------------------|
| 3 | Hassiba Boulmerka            | ALG | 91-1, 93-3, 95-1 |
| 2 | Tatyana Samolenko/Dorovskikh | URS | 87-1, 91-2       |
|   | Carla Sacramento             | POR | 95-3, 97-1       |
|   | Regina Jacobs                | USA | 97-2, 99-2       |
|   | Tatyana Tomashova            | RUS | 03-1, 05-1       |
|   | Maryam Jamal                 | BRN | 07-1, 09-1       |
|   | Jenny Simpson                | USA | 11-1, 13-2       |

**Most Finals:**

|   |            |                               |
|---|------------|-------------------------------|
| 5 | Sacramento | 93-11, 95-3, 97-1, 99-5, 01-4 |
|---|------------|-------------------------------|

**Most Appearances:**

|   |                   |     |   |
|---|-------------------|-----|---|
| 6 | Leah Pells        | CAN | 91-8h2, 93-14, 95-8s1, 97-5, 99-11h1, 01-11   |
|   | Sacramento        |     | 93-11, 95-3, 97-1, 99-5, 01-4, 03-10s2        |
|   | Nuria Fernández   | ESP | 99-10h1, 01-12, 03-7s2, 05-12h2, 09-4, 11-6s1 |
|   | Natalia Rodríguez | ESP | 01-6, 03-11s1, 05-6, 09-dq, 11-3, 13-8s2      |

**National Placings:**

|               | 1         | 2         | 3         | 4         | 5         | 6         | 7         | 8         | Points     |
|---------------|-----------|-----------|-----------|-----------|-----------|-----------|-----------|-----------|------------|
| RUS           | 3         | 1         | 1         | 2         | 1         | -         | 2         | 2         | 57         |
| USA           | 2         | 3         | 1         | -         | 1         | 1         | 3         | -         | 56         |
| GBR           | -         | 3         | 1         | 1         | 2         | 2         | -         | -         | 46         |
| URS           | 1         | 2         | 2         | 1         | -         | -         | -         | -         | 39         |
| ROU           | 1         | 1         | 1         | 2         | -         | 2         | -         | -         | 37         |
| KEN           | -         | 1         | 1         | -         | 3         | 1         | 1         | 1         | 31         |
| ETH           | 1         | -         | 1         | 1         | 1         | -         | 1         | 1         | 26         |
| ESP           | -         | -         | 1         | 2         | -         | 2         | -         | 2         | 24         |
| POR           | 1         | -         | 1         | 1         | 1         | -         | -         | -         | 23         |
| ALG           | 2         | -         | 1         | -         | -         | -         | -         | -         | 22         |
| BRN           | 2         | -         | -         | -         | 1         | -         | 1         | -         | 22         |
| POL           | -         | -         | -         | -         | 1         | 1         | 4         | 3         | 18         |
| GER           | -         | 1         | -         | -         | 2         | -         | -         | -         | 15         |
| CAN           | -         | -         | -         | 1         | 2         | -         | -         | 1         | 14         |
| CHN           | 1         | -         | -         | 1         | -         | -         | -         | -         | 13         |
| SWE           | 1         | -         | -         | -         | -         | 1         | -         | -         | 11         |
| SUI           | -         | -         | 1         | 1         | -         | -         | -         | -         | 11         |
| MAR           | -         | -         | -         | 2         | -         | -         | -         | -         | 10         |
| TUR           | -         | 1         | -         | -         | -         | -         | -         | 2         | 9          |
| IRL           | -         | 1         | -         | -         | -         | -         | -         | 1         | 8          |
| BUL           | -         | -         | 1         | -         | -         | -         | 1         | -         | 8          |
| UKR           | -         | 1         | -         | -         | -         | -         | -         | -         | 7          |
| NED           | -         | -         | 1         | -         | -         | -         | -         | 1         | 7          |
| FRA           | -         | -         | 1         | -         | -         | -         | -         | -         | 6          |
| AUS           | -         | -         | -         | -         | -         | 1         | -         | -         | 3          |
| AUT           | -         | -         | -         | -         | -         | 1         | -         | -         | 3          |
| CZE           | -         | -         | -         | -         | -         | 1         | -         | -         | 3          |
| NAM           | -         | -         | -         | -         | -         | 1         | -         | -         | 3          |
| NOR           | -         | -         | -         | -         | -         | 1         | -         | -         | 3          |
| ITA           | -         | -         | -         | -         | -         | -         | 1         | 1         | 3          |
| BLR           | -         | -         | -         | -         | -         | -         | 1         | -         | 2          |
| <b>Totals</b> | <b>15</b> | <b>15</b> | <b>15</b> | <b>15</b> | <b>15</b> | <b>15</b> | <b>15</b> | <b>15</b> | <b>540</b> |

**3000 Metres****Sittard 1980****Final (Aug 16)**

|    |  |     |         |
|----|--|-----|---------|
| 1, | Birgit Friedmann   | FRG | 8:48.05 |
| 2, | Karoline Nemetz  | SWE | 8:50.22 |
| 3, | Ingrid Christensen   | NOR | 8:58.8  |
| 4, | Joelle Debrouwer   | FRA | 8:59.0  |
| 5, | Breda Pergar   | YUG | 8:59.7  |
| 6, | Penny Werthner   | CAN | 9:03.5  |
| 7, | Charlotte Teske  | FRG | 9:04.3  |
| 8, | Eva Ernström   | SWE | 9:07.7  |
|    | 9, Aurora Cunha POR 9:11.2; 10, Mary Shea USA 9:13.7; 11, Geri Fitch CAN 9:37.6; Wendy Smith GBR DNF |     |         |

Like the men's 50 kilometre walk of 1976, the IAAF arranged world championships for the women's 3000 and 400m hurdles – events not yet on the Olympic timetable. Sadly, the championships were devalued by the late withdrawal of the USSR team.

World junior 1500m record holder Friedmann, who had not previously broken nine minutes, made a timely improvement to win the title comfortably. The other medals went to Scandinavians, with 24 year-old Ingrid Christensen (later Kristiansen) taking her first major honour.

**First round (First 5 & 2 fastest to final) (Aug 14)**

**Heat 1:** 1, Cunha 9:04.7; 2, Teske 9:06.1; 3, Christensen 9:06.4; 4, Ernström 9:06.5; 5, Fitch 9:07.8; 6, M Shea 9:09.4; 7, Anat Meiri ISR 9:26.7; 8, Anne Audain NZL 9:26.8; 9, Brenda Webb USA 9:27.6

**Heat 2:** 1, Friedmann 9:04.7; 2, Pergar 9:04.9; 3, Nemetz 9:04.9; 4, Debrouwer 9:05.0; 5, Werthner 9:05.8; 6, Smith 9:07.3; 7, Julie Shea USA 9:11.4; 8, Fionnuala Morrish IRL 9:13.8; 9, Olga Caccaviello ARG 10:01.2

**Helsinki 1983****Final (Aug 10)**

|    |  |     |         |
|----|--|-----|---------|
| 1, | Mary Decker  | USA | 8:34.62 |
| 2, | Brigitte Kraus   | FRG | 8:35.11 |
| 3, | Tatyana Kazankina  | URS | 8:35.13 |
| 4, | Svetlana Ulmasova  | URS | 8:35.55 |
| 5, | Wendy Sly  | GBR | 8:37.06 |
| 6, | Agnese Possamai  | ITA | 8:37.96 |
| 7, | Jane Furniss   | GBR | 8:45.69 |
| 8, | Natalya Artyomova  | URS | 8:47.98 |
|    | 9, Aurora Cunha POR 8:50.20; 10, Lynn Kanuka CAN 8:50.20; 11, Cornelia Bürki SUI 8:53.85; 12, Eva Ernström SWE 8:57.59; 13, Christine Benning GBR 8:58.01; 14, Lorraine Moller NZL 9:02.19; 15, Alison Wiley CAN 9:15.35 |     |         |

The aura of invincibility enjoyed by Soviet women distance runners was cracked by an American hitherto untested at this level: Mary Decker. The US record holder, with a string of fast times to her credit but little championship experience, went to the front from the start. The fast pace (1000m: 2:51.00, 2000m: 5:48.89) reduced the number of contenders to six at the bell: Decker, Sly, Possamai, Ulmasova, Kazankina and Kraus.

The pace quickened in the final lap with Decker still in front. By sticking to the American's shoulder, Sly made it difficult for the two Soviets to mount a challenge but as they swung into the straight, both Ulmasova (the world record holder) and Kazankina – the two-time Olympic 1500m Champion – were poised to contest the gold and silver. Kazankina sprinted past the American, only for Decker to produce a more effective kick of her own. To wild cheers of the 49,093 crowd, she glided into a winning lead.

The dispirited Kazankina was overtaken by Kraus, who comfortably broke the West German record.

**First round (First 5 & 5 fastest to final) (Aug 8)**

**Heat 1:** 1, Ulmasova 8:46.65; 2, Possamai 8:46.68; 3, Kraus 8:47.25; 4, Sly 8:47.39; 5, Benning 8:49.71; 6, Cunha 8:51.66; 7, Artyomova 8:54.14; 8, Kanuka 8:54.61; 9, Geri Fitch CAN 9:01.85; 10, Monica Joyce IRL 9:14.83; 11, Helena Hyvönen FIN 9:19.65; 12, Brenda Webb USA 9:24.38; 13, Marianne Mukamurenzi RWA 9:26.59; 14, Marit Holtklampen NOR 9:43.40; 15, Khadija Al Matari JOR 10:49.62; Betty Van Steenbroek BEL DNF

**Heat 2:** 1, Kazankina 8:44.72; 2, Decker 8:44.72; 3, Bürki 8:46.94; 4, Furniss 8:48.59; 5, Wiley 8:51.27; 6, Moller 8:51.78; 7, Ernström 8:51.91; 8, Kleinová 8:55.54; 9, Maggie Keyes USA 9:01.97; 10, Vera Michallek FRG 9:04.51; 11, Marica Mrišić YUG 9:05.59; 12, Pilar Fernández ESP 9:10.86; 13, Maria Radu ROU 9:30.37; 14, Mónica Regonessi CHI 9:31.95; 15, Kiscia García ESA 10:06.14

## Rome 1987

### Final (Sep 1)

|    |                   |     |         |
|----|-------------------|-----|---------|
| 1, | Tatyana Samolenko | URS | 8:38.73 |
| 2, | Maricica Puică    | ROU | 8:39.45 |
| 3, | Ulrike Bruns      | GDR | 8:40.30 |
| 4, | Cornelia Bürki    | SUI | 8:40.31 |
| 5, | Yelena Romanova   | URS | 8:41.33 |
| 6, | Elly van Hulst    | NED | 8:42.56 |
| 7, | Yvonne Murray     | GBR | 8:43.94 |
| 8, | Wendy Sly         | GBR | 8:45.85 |

9, Lynn Williams CAN 8:49.91; 10, Mary Knisely USA 8:50.99; 11, Vera Michallek FRG 8:55.16; 12, Christine Benning GBR 8:57.92; 13, Debbie Bowker CAN 8:58.63; 14, Marie-Pierre Duros FRA 9:14.61; Olga Bondarenko URS DNF

A slow pace was picked up by Helsinki fifth-placer Sly, who led at 2000m in 5:53.18. She was still in front at the bell, but then Romanova went ahead, followed by Puică, who displayed impressive speed for a 37 year-old. Then, just as in the 1987 World Indoor Championships, it was Samolenko who outran everyone. She appeared to be doing just enough to pass the Romanian for victory.

### First round (First 5 & 5 fastest to final) (Aug 29)

**Heat 1:** 1, Bowker 8:46.88; 2, Bruns 8:47.15; 3, Bürki 8:47.95; 4, Bondarenko 8:48.11; 5, Murray 8:48.44; 6, Michallek 8:49.61; 7, Knisely 8:49.61; 8, Annette Sergent FRA 8:52.45; 9, Cindy Bremser USA 8:54.17; 10, Jacqueline Perkins AUS 8:57.24; 11, Fernanda Ribeiro POR 9:01.15; 12, Dorina Calenic ROU 9:01.83; 13, Satu Levelä FIN 9:16.28; 14, Mónica Regonessi CHI 9:26.11; 15, Raj Kumar Pandey NEP 10:44.15

**Heat 2:** 1, Sly 8:44.79; 2, Romanova 8:45.00; 3, Samolenko 8:45.20; 4, van Hulst 8:45.20; 5, Puică 8:45.55; 6, Duros 8:46.81; 7, Williams 8:47.43; 8, Benning 8:48.63; 9, Wang Xiuting CHN 8:50.68; 10, Paula Ivan ROU 8:51.20; 11, Leslie Seymour USA 8:51.34; 12, Radka Naplatanova BUL 8:51.98; 13, Agnese Possamai ITA 8:57.85; 14, Andri Avraam CYP 9:09.34; Martine Fays FRA DNF; Fanny Gidiyoni MAW DNS

## Tokyo 1991

### Final (Aug 26)

|    |                    |     |         |
|----|--------------------|-----|---------|
| 1, | Tatyana Dorovskikh | URS | 8:35.82 |
| 2, | Yelena Romanova    | URS | 8:36.06 |
| 3, | Susan Sirma        | KEN | 8:39.41 |
| 4, | Päivi Tikkanen     | FIN | 8:41.30 |
| 5, | Margareta Keszeg   | ROU | 8:42.02 |
| 6, | Roberta Brunet     | ITA | 8:42.64 |
| 7, | Judi St. Hilaire   | USA | 8:44.02 |
| 8, | Annette Peters     | USA | 8:44.02 |

9, Gitte Karlshøj DEN 8:44.35; 10, Yvonne Murray GBR 8:44.52; 11, Alison Wyeth GBR 8:44.73; 12, Pauline Konga KEN 8:46.66; 13, Lyudmila Borisova URS 8:51.49; 14, Shelly Steely USA 8:53.70; 15, Marie-Pierre Duros FRA 9:08.31

Defending Champion Dorovskikh (née Samolenko) had taken the Olympic title after her Rome win, but thereafter had been out of action for maternity reasons. Both she and her teammate Romanova had little form so far in 1991, but they looked ominously easy in the final.

The race started at a reasonable pace (2:51.83 at 1000m), but slowed in the second kilometre. The major break came from European Champion Murray, the pre-meeting favourite. She took off with 550m remaining and led at the bell with just three others – Sirma, Romanova and Dorovskikh – for company. The Briton looked beaten on the last backstraight when Sirma went to the front. Romanova then made a move at 2800m. Dorovskikh followed and the two battled it out down the homestraight. The 30 year-old Dorovskikh proved the stronger. Sirma took the bronze – the first world championship medal to be won by an African woman.

“I was prepared to run a sit-and-kick type of race, or one with a fast pace from the start,” said Dorovskikh.

### First round (First 4 & 3 fastest to final) (Aug 24)

**Heat 1:** 1, Sirma 8:46.56; 2, Romanova 8:46.84; 3, Steely 8:48.54; 4, Brunet 8:51.41; 5, Anke Schänig GER 8:56.02; 6, Catherina McKiernan IRL 9:00.05; 7, Iulia Besliu ROU 9:00.72; 8, Daria Nauer SUI 9:05.08; 9, Khin Khin Htwe MYA 9:07.34; 10, Leah Pells CAN 9:10.10; 11, Minoru Hayakari JPN 9:14.02; 12, Vilma Peña CRC 9:54.49; 13, Mirna El Hagg LBN 11:34.81

**Heat 2:** 1, Murray 9:00.86; 2, Borisova 9:00.94; 3, Tikkanen 9:00.98; 4, Peters

9:01.01; 5, Derartu Tulu ETH 9:01.04; 6, Jana Kuceriková TCH 9:05.69; 7, Carmen de Oliveira BRA 9:09.71; 8, Zheng Lijuan CHN 9:17.78; 9, Robyn Meagher CAN 9:20.38; 10, Róisín Smyth IRL 9:40.13; 11, Ama Amewo TOG 11:17.85

**Heat 3:** 1, Karlshøj 8:50.01; 2, Duros 8:50.05; 3, Dorovskikh 8:50.39; 4, Keszeg 8:50.61; 5, Wyeth 8:50.69; 6, St Hilaire 8:54.19; 7, Konga 8:54.67; 8, Jenny Lund AUS 8:57.86; 9, Julia Vaquero ESP 8:58.90; 10, Fernanda Ribeiro POR 9:01.90; 11, Bigna Samuel STV 10:04.96; 12, Isabel Elias ANG 10:13.42; 13, Jen Allred GUM 10:18.44; Marie Juillet HAI DNF

## Stuttgart 1993

### Final (Aug 16)

|    |                   |     |         |
|----|-------------------|-----|---------|
| 1, | Qu Yunxia         | CHN | 8:28.71 |
| 2, | Zhang Linli       | CHN | 8:29.25 |
| 3, | Zhang Lirong      | CHN | 8:31.95 |
| 4, | Sonia O'Sullivan  | IRL | 8:33.38 |
| 5, | Alison Wyeth      | GBR | 8:38.42 |
| 6, | Yelena Romanova   | RUS | 8:39.69 |
| 7, | Paula Radcliffe   | GBR | 8:40.40 |
| 8, | Lyudmila Borisova | RUS | 8:40.78 |

9, Yvonne Murray GBR 8:43.46; 10, Annette Peters USA 8:45.56; 11, Yelena Kopytova RUS 8:50.49; 12, Claudia Lokar GER 8:51.35; 13, Annemari Sandell FIN 8:53.58; 14, Luminita Zaituc ROU 9:01.38; 15, Esther Kiplagat KEN 9:07.05

It was clear that something special was happening in China when the IAAF received an application for a world junior 3000m record of 8:36.45 by Ma Ningning in Jinan on June 6, 1993. Shockingly, the forms showed that Ma had actually only placed fourth in a very fast race behind Wang Junxia 8:27.68, Qu Yunxia 8:29.30 and Zhang Lirong 8:35.05. Qu, Zhang, and Zhang Linli were the Chinese representatives in the Stuttgart 3000m. Wang opted for the 10,000m.

The Chinese trio all qualified impressively for the final, which started slowly (2:59.06 at 1000m). Murray upped the pace slightly in the second kilometre. The three Chinese ran together just behind her. At 2300m, they took off in spectacular fashion with Qu in front. Clocking 60.72 for the section between 2400m and 2800m, they left no-one else with the chance of even a medal. Qu and the Zhangs, filed in descending order of height, continued their remarkable pace around the final lap.

Qu and Zhang Linli went clear in the straight while Zhang Lirong held off O'Sullivan who had been the only other runner able make any sort of impression in the closing stages. The gold went to Qu who covered the final lap in an amazing 59.22. After the race, the winner revealed that she would be giving her Mercedes Benz to her father as she could not drive. She set a world record at 1500m in September 1993, but her and the Zhangs were never seen again at a global championship. This was the final World Championship 3000m for women.

### First round (First 4 & 3 fastest to final) (Aug 14)

**Heat 1:** 1, Zhang Linli 8:48.85; 2, Murray 8:51.30; 3, Romanova 8:54.81; 4, Kiplagat 8:55.07; 5, Zaituc 8:55.55; 6, Lokar 8:55.98; 7, Roberta Brunet ITA 8:57.46; 8, Julia Sakara ZIM 8:57.69; 9, Regina Chistiakova LTU 8:58.51; 10, Ulla Marquette CAN 9:00.68; 11, Elly van Hulst NED 9:04.86; 12, Katy McCandless USA 9:10.13; 13, Andrea Sollarová SVK 9:12.91; 14, Jayanthi Paliappan MAS 9:18.42; 15, Martha Portobanco NCA 10:48.08; 16, Halima Boubacar NIG 11:26.13

**Heat 2:** 1, Qu 8:49.20; 2, Borisova 8:50.02; 3, Peters 8:51.67; 4, Wyeth 8:51.89; 5, Sandell 8:54.75; 6, Annette Sergent-Palluy FRA 8:58.15; 7, Elena Fidatof ROU 8:58.89; 8, Valentina Tauceri ITA 9:00.20; 9, Julia Vaquero ESP 9:05.50; 10, Eva Doczi HUN 9:09.51; 11, Daria Nauer SUI 9:11.28; 12, Getenesh Urge ETH 9:16.24; 13, Marilu Salazar PER 9:32.33; 14, Tevdenshigmed Enh-Od MGL 10:50.27; Zahra Ouaziz MAR DNS; Raj Kumarj Pandey NEP DNS

**Heat 3:** 1, O'Sullivan 8:50.62; 2, Zhang Lirong 8:51.75; 3, Radcliffe 8:52.62; 4, Kopytova 8:57.73; 5, Margareta Keszeg ROU 8:59.21; 6, Farida Fates FRA 8:59.93; 7, Sheila Carrozza USA 9:01.41; 8, Estela Estévez ESP 9:08.04; 9, Nina Christiansen DEN 9:09.06; 10, Harumi Hiroyama JPN 9:11.77; 11, Leah Pells CAN 9:16.63; 12, Gwen Griffiths RSA 9:33.96; 13, Aura Morales GUA 9:49.08; 14, Shirley Cespedes CRC 10:15.01; 15, Gulsara Dadabayeva TJK 10:29.69; 16, Adelaide Malepa LES 11:00.68; Ravilya Agletdinova BLR DNF

### 3000 METRES

#### Multiple Medallists:

2 Tatyana Samolenko/Dorovskikh URS 87-1, 91-1

#### Most Finals:

|   |                 |         |                    |
|---|-----------------|---------|--------------------|
| 3 | Wendy Smith/Sly | GBR     | 80-dnf, 83-5, 87-8 |
|   | Yelena Romanova | URS/RUS | 87-5, 91-2, 93-6   |
|   | Yvonne Murray   | GBR     | 87-7, 91-10, 93-9  |



## Women's 3000 Metres, continued

## Most Finals

|   |                      |         |              |
|---|----------------------|---------|--------------|
| 2 | Aurora Cunha         | POR     | 80-9, 83-9   |
|   | Eva Ernström         | SWE     | 80-8, 83-12  |
|   | Christine Benning    | GBR     | 83-13, 87-12 |
|   | Cornelia Bürki       | SUI     | 83-11, 87-4  |
|   | Lynn Kanuka/Williams | CAN     | 83-10, 87-9  |
|   | Marie-Pierre Duros   | FRA     | 87-14, 91-15 |
|   | Samolenko/Dorovskikh |         | 87-1, 91-1   |
|   | Lyudmila Borisova    | URS/RUS | 91-13, 93-8  |
|   | Annette Peters       | USA     | 91-8, 93-10  |
|   | Alison Wyeth         | GBR     | 91-11, 93-5  |

## Most Appearances:

|   |           |
|---|-----------|
| 3 | Smith/Sly |
|   | Romanova  |
|   | Murray    |
| 2 | 23 women  |

## National Placings:

|        | 1 | 2 | 3 | 4 | 5 | 6 | 7 | 8 | Points |
|--------|---|---|---|---|---|---|---|---|--------|
| URS    | 2 | 1 | 1 | 1 | 1 | - | - | 1 | 39     |
| GER    | 1 | 1 | 1 | - | - | - | 1 | - | 23     |
| CHN    | 1 | 1 | 1 | - | - | - | - | - | 21     |
| GBR    | - | - | - | - | 2 | - | 3 | 1 | 15     |
| USA    | 1 | - | - | - | - | - | 1 | 1 | 11     |
| ROU    | - | 1 | - | - | 1 | - | - | - | 11     |
| SWE    | - | 1 | - | - | - | - | - | 1 | 8      |
| KEN    | - | - | 1 | - | - | - | - | - | 6      |
| NOR    | - | - | 1 | - | - | - | - | - | 6      |
| ITA    | - | - | - | - | - | 2 | - | - | 6      |
| FIN    | - | - | - | 1 | - | - | - | - | 5      |
| FRA    | - | - | - | 1 | - | - | - | - | 5      |
| IRL    | - | - | - | 1 | - | - | - | - | 5      |
| SUI    | - | - | - | 1 | - | - | - | - | 5      |
| YUG    | - | - | - | - | 1 | - | - | - | 4      |
| RUS    | - | - | - | - | - | 1 | - | 1 | 4      |
| CAN    | - | - | - | - | - | 1 | - | - | 3      |
| NED    | - | - | - | - | - | 1 | - | - | 3      |
| Totals | 5 | 5 | 5 | 5 | 5 | 5 | 5 | 5 | 180    |

## 5000 Metres

## Gothenburg 1995

## Final (Aug 12)

|     |                    |                       |           |
|-----|--------------------|-----------------------|-----------|
| 1,  | Sonia O'Sullivan   | IRL                   | 14:46.47  |
| 2,  | Fernanda Ribeiro   | POR                   | 14:48.54  |
| 3,  | Zahra Ouaziz       | MAR                   | 14:53.77  |
| 4,  | Gabriela Szabo     | ROU                   | 14:56.57  |
| 5,  | Paula Radcliffe    | GBR                   | 14:57.02  |
| 6,  | Mariya Pantyukhova | RUS                   | 15:01.23  |
| 7,  | Rose Cheruiyot     | KEN                   | 15:02.45  |
| 8,  | Gwen Griffiths     | RSA                   | 15:08.05  |
| 9,  | Sara Wedlund       | SWE                   | 15:08.36; |
| 10, | Elena Fidatof      | ROU                   | 15:12.58; |
| 11, | Sally Barsosio     | KEN                   | 15:39.57; |
| 12, | Michiko Shimizu    | JPN                   | 15:45.30; |
| 13, | Jepkemoi Barsosio  | KEN                   | 15:56.96; |
|     | Gina Procaccio     | USA & Olga Churbanova | RUS DNF   |

World junior 3000m champion Szabo made a bold start in the final with a 63.28 first lap which put her into a lead of 15m. The pace settled down after that with the Romanian leading at 1000m in 2:51.95 and 2000m in 5:53.48. Radcliffe then took over, running 3:04.7 for the third kilometre to reach 3000m in 8:58.19. Second at this point was the big favourite, O'Sullivan.

The British runner stayed ahead for two more laps before Ribeiro – running her fourth race in seven days – took over. The Portuguese surged and by the bell had dropped all but O'Sullivan and Ouaziz. Szabo and Radcliffe were contesting fourth place.

Just before the final bend, O'Sullivan made her move. Ribeiro held the Irishwoman for some of the turn but was no match for O'Sullivan's 28.8 final 200m. "After the first three laps, it was quite clear that the kick would be decisive," said O'Sullivan. "I never look back, and I didn't tonight."

## First round (First 4 &amp; 3 fastest to final) (Aug 10)

Heat 1: 1, Fidatof 15:36.39; 2, Churbanova 15:37.23; 3, Procaccio 15:37.66; 4, J. Barsosio 15:38.22; 5, Päivi Tikkanen FIN 15:38.25; 6, Atsumi Yashima JPN 15:40.02; 7, Rosario Murcia FRA 15:41.73; 8, Nina Christiansen DEN 15:44.66; 9, Brynhild Synstnes NOR 15:46.17; 10, Adriana Fernández MEX 15:46.89; 11, Milka Mihaylova BUL 15:49.31; 12, Tamara Koba UKR 15:53.67; 13, Martha Ernstdóttir ISL 16:05.33; 14, Marina Bastos POR 16:16.78; Alison Wyeth GBR DNF; Derartu Tulu ETH & Elana Meyer RSA DNS

Heat 2: 1, O'Sullivan 15:13.88; 2, Szabo 15:14.65; 3, Pantyukhova 15:14.70; 4, Radcliffe 15:14.77; 5, Wedlund 15:15.67; 6, S. Barsosio 15:18.41; 7, Shimizu 15:18.97; 8, Silvia Sommaggio ITA 15:20.89; 9, Ana Dias POR 15:29.32; 10, Serap Aktas TUR 15:53.76; 11, Libbie Johnson USA 15:54.97; 12, Anne Cross AUS 16:09.32; Monika Schäfer GER, Dong Zhaoxia CHN & Hilde Stavik NOR DNF; Gete Wami ETH & Marleen Renders BEL DNS

Heat 3: 1, Cheruiyot 15:21.36; 2, Ouaziz 15:22.02; 3, Ribeiro 15:22.04; 4, Griffiths 15:32.22; 5, Annemari Danneels BEL 15:33.70; 6, Chiemi Takahashi JPN 15:35.13; 7, Carolyn Schuwalow USA 15:37.62; 8, Gitte Karlshøj DEN 15:39.12; 9, Luchia Yisak ETH 15:42.37; 10, Laura Mykytko USA 15:48.95; 11, Andrea Karhoff GER 16:02.26; 12, Ursula Jeitziner SUI 16:12.57; 13, Sinead Delahunty IRL 16:18.61; 14, Marie-Pierre Duros FRA 16:48.66; 15, Mirsada Buric-Adam BIH 17:07.44; Viktoriya Nenasheva RUS & Gunhild Halle NOR DNF

## Athens 1997

## Final (Aug 9)

|     |                  |     |           |
|-----|------------------|-----|-----------|
| 1,  | Gabriela Szabo   | ROU | 14:57.68  |
| 2,  | Roberta Brunet   | ITA | 14:58.29  |
| 3,  | Fernanda Ribeiro | POR | 14:58.85  |
| 4,  | Paula Radcliffe  | GBR | 15:01.74  |
| 5,  | Lydia Cheromei   | KEN | 15:07.88  |
| 6,  | Liu Jianying     | CHN | 15:10.64  |
| 7,  | Libbie Hickman   | USA | 15:11.15  |
| 8,  | Harumi Hiroshima | JPN | 15:21.19  |
| 9,  | Wei Li           | CHN | 15:24.04; |
| 10, | Merima Denboba   | ETH | 15:27.76; |
| 11, | Kate Anderson    | AUS | 15:27.78; |
| 12, | Ayelech Worku    | ETH | 15:28.07; |
| 13, | Naoko Takahashi  | JPN | 15:32.83; |
| 14, | Gunhild Halle    | NOR | 15:37.85; |
| 15, | Yuko Kawakami    | JPN | 15:45.48  |

The 1995 champion O'Sullivan and bronze medallist Ouaziz had dreadful runs this time, eliminated in the heats with respective times of 15:40.82 and 15:58.84, but Szabo – fourth last time – came up trumps. The race, run in 28°C heat, was perfectly set up for a prodigious kicker like the Romanian. The early pace was painfully slow (3:11.74 at 1000), and succeeding kilometres of 2:58.66 and 2:58.22 with Cheromei leading, and 3:02.21 with Radcliffe ahead did nothing to diminish Szabo's sprinting powers. She sped through the final 200m in 29.5 for a last kilometre of 2:46.5. Brunet overtook world record holder Ribeiro (who had finished second in the 10,000m four days earlier) for the silver.

## First round (First 6 &amp; 3 fastest to final) (Aug 7)

Heat 1: 1, Szabo 15:26.62; 2, Radcliffe 15:27.25; 3, Hiroshima 15:27.75; 4, Brunet 15:29.03; 5, Worku 15:29.37; 6, Wei 15:29.62; 7, Hickman 15:30.56; 8, Halle 15:32.13; 9, Anderson 15:36.16; 10, Yelena Kopytova RUS 15:37.19; 11, Adriana Fernández MEX 15:41.55; 12, Melody Fairchild USA 15:47.66; 13, Marina Bastos POR 15:54.01; 14, Valerie Vaughan IRL 15:57.58; 15, Zahra Ouaziz MAR 15:58.84; 16, Genet Gebregiorgis ETH 16:04.40; 17, Laurence Duquénoy FRA 16:06.02; 18, Justine Nahimana BDI 17:21.77; 19, Nebiat Habtemariam ERI 18:26.50; 20, Zalia Aliou TOG 18:34.45; 21, Martha Portobanco NCA 19:08.44; Elana Meyer RSA & Maysa Matrood IRQ DNS

Heat 2: 1, Ribeiro 15:27.30; 2, Liu 15:29.28; 3, Cheromei 15:32.00; 4, Denboba 15:32.01; 5, Takahashi 15:32.25; 6, Kawakami 15:32.71; 7, Sonia O'Sullivan IRL 15:40.82; 8, Stela Olteanu ROU 15:40.86; 9, Olivera Jevtić YUG 15:43.76; 10, Hrisoula Iakovou GRE 15:51.14; 11, Restituta Joseph TAN 15:55.22; 12, Amy Rudolph USA 16:00.87; 13, Una English IRL 16:07.09; 14, Jelena Čelnova LAT 16:27.63; 15, Helena Javornik SLO 16:28.38; Kristina da Fonseca-Wolheim GER DNF; Anne Hare NZL DNF; Carol Howe CAN & Annemari Sandell FIN DNS

## Seville 1999

## Final (Aug 27)

|    |                    |     |          |
|----|--------------------|-----|----------|
| 1, | Gabriela Szabo     | ROU | 14:41.82 |
| 2, | Zahra Ouaziz       | MAR | 14:43.15 |
| 3, | Ayelech Worku      | ETH | 14:44.22 |
| 4, | Irina Mikitenko    | GER | 14:50.17 |
| 5, | Ebru Kavaklioglu   | TUR | 14:51.69 |
| 6, | Julia Vaquero      | ESP | 14:56.00 |
| 7, | Mariya Pantyukhova | RUS | 14:58.60 |
| 8, | Yamna Belkacem     | FRA | 15:03.47 |

9, Marta Domínguez ESP 15:16.93; 10, Megumi Tanaka JPN 15:17.92; 11, Cheri Kenah USA 15:20.12; 12, Susanne Pumper AUT 15:24.38; 13, Getenesh Urge ETH 15:29.60; 14, Katalin Szentgyörgyi HUN 15:37.00; 15, Michiko Shimizu JPN 15:46.28

Judging from their races over 3000m earlier in the season it was totally predictable that Szabo would retain her title ahead of Ouaziz, although Worku kept them company until the very last stages. Aware that her

only, forlorn, hope of winning was to try and draw the sting from her opponent's fabled finish, Ouaziz set a fast pace in the heat and humidity. Inevitably Szabo – racing 5000m for the first time that summer – had no problem shadowing the Moroccan as she tried to drive for home and proceeded to outkick her, covering the final 200m in 29.4 and kilometre in 2:49.0 for a championship record of 14:41.82.

Worku never contributed to the pace but clung on to knock more than 10 seconds from her best in third place. Next came Kazakstan-born Mikitenko in a German record, followed by a Turkish record for Kavaklioglu, who was formerly Yelena Kopytova, 6th in the 1992 Olympic 3000m representing Russia.

#### First round (First 5 & 5 fastest to final) (Aug 24)

**Heat 1:** 1, Szabo 15:32.50; 2, Mikitenko 15:32.55; 3, Pantukhova 15:33.98; 4, Domínguez 15:34.24; 5, Tanaka 15:34.51; 6, Adriana Fernández MEX 15:37.79; 7, Worknesh Kidane ETH 15:38.12; 8, Annemari Sandell FIN 15:41.23; 9, Natalie Harvey AUS 15:41.55; 10, Sunita Rani IND 15:41.81; 11, Marina Bastos POR 15:48.51; 12, Amaia Piedra ESP 15:50.93; 13, Samukeliso Moyo ZIM 15:50.97; 14, Klara Kashapova RUS 15:52.06; 15, Hrysostomía Iakóvou GRE 15:59.76; 16, Zhor El Kamch MAR 16:06.20; 17, Fatima Yvelain FRA 16:09.85; 18, Amy Rudolph USA 16:24.31; 19, Nebiat Habtemariam ERI 18:02.28; Kathy Butler CAN & Jolanta Alendi PLE DNF; Asmae Laghzaoui MAR DNS

**Heat 2:** 1, Kavaklioglu 15:17.90; 2, Ouaziz 15:20.04; 3, Worku 15:20.17; 4, Shimizu 15:24.85; 5, Vaquero 15:24.86; 6, Pumper 15:25.48; 7, Kenah 15:25.54; 8, Belkacem 15:25.85; 9, Urge 15:27.59; 10, Szentgyörgyi 15:27.61; 11, Helena Javornik SLO 15:28.41; 12, Ann Wamuchi KEN 15:29.01; 13, Wang Chunmei CHN 15:45.80; 14, Yoshiko Fujinaga JPN 15:51.52; 15, Olga Yegorova RUS 15:53.63; 16, Nora Rocha MEX 16:10.48; 17, Elva Dryer USA 16:15.70; 18, Kate Anderson AUS 16:34.68; 19, Giselle Camilleri MLT 17:18.31; 20, Sukhbaatar Erdenetuya MGL 18:47.34; 21, Esperanza Obono Ela GEQ 19:20.44

### Edmonton 2001

#### Final (Aug 11)

|    |                     |     |          |
|----|---------------------|-----|----------|
| 1, | Olga Yegorova       | RUS | 15:03.39 |
| 2, | Marta Domínguez     | ESP | 15:06.59 |
| 3, | Ayelech Worku       | ETH | 15:10.17 |
| 4, | Dong Yanmei         | CHN | 15:10.73 |
| 5, | Irina Mikitenko     | GER | 15:13.93 |
| 6, | Yelena Zadorozhnaya | RUS | 15:16.15 |
| 7, | Edith Masai         | KEN | 15:17.67 |
| 8, | Gabriela Szabo      | ROU | 15:19.55 |

9, Rose Cheruiyot KEN 15:23.18; 10, Tatyana Tomashova RUS 15:23.83; 11, Joanne Pavey GBR 15:28.41; 12, Benita Willis AUS 15:36.75; 13, Merima Denboba ETH 15:41.09; 14, Fatima Yvelain FRA 15:53.52; 15, Teresa Recio ESP 15:57.32

One of the world's leading woman athletes prior to Edmonton had been Russia's Yegorova who had taken the world indoor title at 3000m and followed up with super-fast victories at that distance in the Paris and Rome Golden Leagues. Just before the World Championships, it was announced that Yegorova had been suspended after failing a test in Paris for the hormone erythropoietin (EPO), a drug taken to boost endurance. The suspension was then lifted because the Paris test had been incomplete. Only a urine sample had been tested, whereas a blood test was also necessary.

"Therefore, for strictly legal reasons," explained IAAF Vice-President Arne Ljungqvist, "the IAAF had no choice but lifting the ban because the test was not consistent with the rules."

The issue cast a shadow over the Edmonton 5000m, not least because defending champion Szabo threatened to boycott the event if Yegorova competed. In the end Szabo did run, but she was not a factor in the final after having already run (and won) three rounds of the 1500m in Edmonton. The controversy was evident in the heats, when a contingent from Britain held up a sign during Yegorova's race which read "EPO Cheats Out."

The final was a slow race with former world record holder Dong leading at 3000m in 9:17.25. At 4000m (12:21.68), Dong surged and covered the 11th lap in 68.24. By the bell it was her from Zadorozhnaya, Domínguez, Worku and Yegorova. Halfway down the backstraight Yegorova pounced and left everyone behind with a 29.04 final 200m. Hers was not a joyous victory as she was booed by the crowd, and she quickly disappeared into the mixed zone. Domínguez took the silver and Worku repeated her 1999 bronze, catching Dong just 20m from the line.

#### First round (First 5 & 5 fastest to final) (Aug 9)

**Heat 1:** 1, Domínguez 15:15.81; 2, Yegorova 15:15.85; 3, Tomashova 15:15.95; 4, Szabo 15:16.02; 5, Masai 15:16.13; 6, Worku 15:16.18; 7, Kathy Butler GBR 15:20.78; 8, Elvan Abeylegesse TUR 15:22.89; 9, Marla Runyan USA 15:24.30; 10, Breda Dennehy IRL 15:26.97; 11, Worknesh Kidane ETH 15:29.96; 12, Restituta Joseph TAN 15:33.93; 13, Suzanne Pumper AUT 15:41.25; 14, Courtney Babcock CAN 15:46.72; 15, Amy Rudolph USA 15:46.77; 16, Hayley Yelling GBR 15:59.39; 17, Mónica Rosa POR 16:04.62; 18, Una English IRL 16:26.15; 19, Nebiat Habtemariam ERI 16:37.57; Zhor El Kamch MAR & Daniela Yordanova BUL DNF; Nasria Baghdad Azaidj ALG DQ (r163.2)

**Heat 2:** 1, Dong 15:09.44; 2, Pavey 15:10.62; 3, Zadorozhnaya 15:11.63; 4, Cheruiyot 15:12.04; 5, Mikitenko 15:12.63; 6, Denboba 15:14.76; 7, Willis 15:17.93; 8, Recio 15:19.81; 9, Yvelain 15:20.16; 10, Haruko Okamoto JPN 15:23.93; 11, Elva Dryer USA 15:26.04; 12, Beatriz Santiago ESP 15:26.55; 13, Dulce María Rodríguez MEX 15:27.34; 14, Olivera Jevtić YUG 15:29.61; 15, Inga Juodeškienė LTU 15:48.13; 16, Gunhild Halle Haugen NOR 15:54.56; 17, Maria McCambridge IRL 16:04.49; 18, Chan Man-Yee HKG 16:06.06; 19, Catherine Chikwakwa MAW 16:36.85; Wisam Abu Bekheet PLE DNF; Hrysostomía Iakóvou GRE DNS

### Paris 2003

#### Final (Aug 30)

|    |                     |     |          |
|----|---------------------|-----|----------|
| 1, | Tirunesh Dibaba     | ETH | 14:51.72 |
| 2, | Marta Domínguez     | ESP | 14:52.26 |
| 3, | Edith Masai         | KEN | 14:52.30 |
| 4, | Yelena Zadorozhnaya | RUS | 14:52.36 |
| 5, | Elvan Abeylegesse   | TUR | 14:53.56 |
| 6, | Isabella Ochichi    | KEN | 14:54.08 |
| 7, | Gulnara Samitova    | RUS | 14:54.38 |
| 8, | Courtney Babcock    | CAN | 14:54.98 |

9, Sun Yingjie CHN 14:57.01; 10, Berhane Adere ETH 14:58.07; 11, Gabriela Szabo ROU 14:59.36; 12, Émilie Mondor CAN 15:02.36; 13, Zahra Ouaziz MAR 15:16.73; 14, Zhor El Kamch MAR 15:29.72; 15, Sonia O'Sullivan IRL 15:36.62

The standard set in the heats was the highest ever in a championship 5000m, with 15:04.00 insufficient for progress. Olga Yegorova was a shadow of her 2001 self and was eliminated from the first heat in 10th place. In the final, 3000m was reached in 9:08.88 and 12 of the 15 finalist were in touch with two laps left.

Zadorozhnaya, who had also qualified for the 1500m final, took up the pace and covered the penultimate lap in 68.1. She led down the final backstraight then Domínguez slipped through on the inside with exactly 200m left. Zadorozhnaya and Masai were on the heels of the Spaniard and one felt the gold would go to one of those three, only for young Ethiopian Dibaba to glide past them all on the outside with the finish in sight. Masai briefly held second place before Domínguez responded to repeat her 2001 silver. At 18 years 90 days, Dibaba became the youngest ever individual world champion based on her Paris entry birthdate of June 1, 1985. At subsequent championships, an even later birthdate has been submitted for her: October 1, 1985. So she was apparently only 17 years 333 days old in Paris.

#### First round (First 5 & 5 fastest to final) (Aug 26)

**Heat 1:** 1, Masai 14:45.35; 2, Dibaba 14:45.96; 3, Sun 14:46.73; 4, Domínguez 14:48.33; 5, Ouaziz 14:52.66; 6, Samitova 14:58.88; 7, Mondor 14:59.68; 8, Jane Gakunyi KEN 15:04.00; 9, Meseret Defar ETH 15:11.72; 10, Olga Yegorova RUS 15:12.41; 11, Kayoko Fukushi JPN 15:16.53; 12, Souad Ait Salem ALG 15:34.64; 13, Catherine Chikwakwa MAW 15:40.10; 14, Simret Sultan ERI 16:09.48; 15, Inés Melchor PER 17:17.90; Lornah Kiplagat NED DNS

**Heat 2:** 1, Abeylegesse 14:54.95; 2, O'Sullivan 14:55.50; 3, Adere 14:56.01; 4, Ochichi 14:56.63; 5, Zadorozhnaya 14:56.70; 6, Szabo 14:56.70; 7, Kamch 15:00.61; 8, Babcock 15:01.48; 9, Irina Mikitenko GER 15:06.97; 10, Restituta Joseph TAN 15:10.54; 11, Lauren Fleshman USA 15:12.71; 12, Xing Huina CHN 15:13.50; 13, Hrysostomía Iakóvou GRE 15:44.90; 14, Susanne Pumper AUT 15:53.52; 15, Dorcus Inzikuru UGA 16:00.99; 16, Lilian Claber Argereta HON 20:17.90

### Helsinki 2005

#### Final (Aug 13)

|    |                   |     |          |
|----|-------------------|-----|----------|
| 1, | Tirunesh Dibaba   | ETH | 14:38.59 |
| 2, | Meseret Defar     | ETH | 14:39.54 |
| 3, | Ejegayehu Dibaba  | ETH | 14:42.47 |
| 4, | Meselech Melkamu  | ETH | 14:43.47 |
| 5, | Xing Huina        | CHN | 14:43.64 |
| 6, | Zakia Mrisho      | TAN | 14:43.87 |
| 7, | Priscah Jepleting | KEN | 14:44.00 |
| 8, | Isabella Ochichi  | KEN | 14:45.14 |

9, Liliya Shobukhova RUS 14:47.07; 10, Olga Kravtsova BLR 14:47.75; 11, Sun Yingjie CHN 14:51.19; 12, Kayoko Fukushi JPN 14:59.92; 13, Susanne Wigene NOR 15:00.23; 14, Marta Domínguez ESP 15:02.30; 15, Joanne Pavey GBR 15:14.37

Dibaba – the reigning champion – and Defar – the Olympic Champion – were the favourites, though history was against Dibaba as no woman had ever won a global 5000m/10,000m double. The race began slowly, with a 3:02.53 kilometre split, but Sun then upped the pace with 2:51.32, before slowing to 8:52.62 at 3000m. The pace dipped further in the fourth kilometre which set things up for the fast-finishing Ethiopians. At the bell Xing led, but Dibaba sped by with 300m to go and only Defar could stay with her. With 60m to go Defar finally broke and Dibaba won by 8m, from Defar with her sister Ejegayehu winning her second bronze in Helsinki, and Melkamu creating the first women's four-way sweep (just two days after the American men's 200m). Dibaba's last lap was a scintillating 58.2.

#### First round (First 4 & 7 fastest to final) (Aug 10)

**Heat 1:** 1, Dibaba 14:50.98; 2, Melkamu 14:51.49; 3, Pavey 14:53.82; 4, Jepleting 14:54.50; 5, Domínguez 14:56.02; 6, Kravtsova 14:56.16; 7, Mrisho 14:57.22; 8, Sun 14:58.34; 9, Fukushi 15:05.77; 10, Lauren Fleshman USA 15:32.05; 11, Veerle Dejaeghere BEL 15:47.01; 12, Maryna Dubrova UKR 16:01.88; 13, Anesie Kwizera BDI 16:06.66; 14, Catherine Chikwakwa MAW 16:11.63; 15, Jessica Augusto POR 16:23.66

**Heat 2:** 1, Defar 15:13.52 Q; 2, Dibaba 15:14.33 Q; 3, Xing 15:14.48 Q; 4, Shobukhova 15:14.63 Q; 5, Ochichi 15:16.51 q; 6, Wigene 15:18.38 q; 7, Shalane Flanagan USA 15:20.59; 8, Maria Protopappa GRE 15:32.04; 9, Amy Rudolph USA 15:32.73; 10, Margaret Maury FRA 15:35.65; 11, Dulce María Rodríguez MEX 15:44.65; 12, Anikó Kálovics HUN 15:46.36; 13, Simret Sultan ERI 15:47.46; 14, Maria McCambridge IRL 16:05.44; 15, Miriam Kaumba ZAM 16:10.70

## X

### Osaka 2007

#### Final (Sep 1)

|    |                  |     |          |
|----|------------------|-----|----------|
| 1, | Meseret Defar    | ETH | 14:57.91 |
| 2, | Vivian Cheruiyot | KEN | 14:58.50 |
| 3, | Priscah Cheron   | KEN | 14:59.21 |
| 4, | Sylvia Kibet     | KEN | 14:59.26 |
| 5, | Meselech Melkamu | ETH | 15:01.42 |
| 6, | Jen Rhines       | USA | 15:03.09 |
| 7, | Shalane Flanagan | USA | 15:03.86 |
| 8, | Joanne Pavey     | GBR | 15:04.77 |

9, Gelete Burka ETH 15:07.46; 10, Mariya Konovalova RUS 15:09.71; 11, Silvia Weissteiner ITA 15:11.81; 12, Olga Kravtsova BLR 15:11.82; 13, Kayoko Fukushi JPN 15:19.40; 14, Jessica Augusto POR 15:24.93; Elvan Abeylegesse TUR DQ (r40.1) (15:00.88)

**Rightful finalist:** Simret Sultan ERI

The event lost some of its lustre when defending champion Tirunesh Dibaba withdrew having failed to fully recover from the 10,000m. A modest pace was set in the final with Fukushi leading through the first two kilometres with splits of 2:59.22 and 3:05.47 [6:04.69]. Cheruiyot was the leader for the next two kilometres, reaching 4000m in 12:13.05, which set the race up for the best kickers in the field. Defar, renowned as no worse than the second best finisher around (the best being Dibaba), lived up to her reputation. The Olympic Champion and world record holder took the lead just before the bell, and ran successive 200m splits of 30.45 and 28.18 to win by 5m from Cheruiyot (28.58 last 200m), with Cheron edging Kibet for the bronze.

Abeylegesse finished fifth for the second successive World Championships, but that result was annulled a decade later when it was confirmed that an anabolic steroid had been present after a re-test of her 2007 doping control sample. She was also stripped of the 10,000m silver she had taken one week earlier in Osaka.

#### First round (First 5 & 5 fastest to final) (Aug 29)

**Heat 1:** 1, Cheruiyot 15:06.54; 2, Kibet 15:06.54; 3, Burka 15:07.21; 4, Flanagan 15:07.47; 5, Kravtsova 15:17.64; 6, Fukushi 15:19.67; 7, Simret Sultan ERI 15:25.29; 8, Michelle Sikes USA 15:54.06; 9, Nora Rocha MEX 16:34.74; 10, Lucia Chandamale MAW 16:35.75; 11, Francine Niyonzigiye BDI 17:25.22; Tirunesh Dibaba ETH & Yekaterina Volkova RUS DNS; Abeylegesse DQ (r40.1) (15:06.26)

**Heat 2:** 1, Defar 15:10.13; 2, Melkamu 15:10.32; 3, Cheron 15:11.22; 4, Pavey 15:11.83; 5, Rhines 15:14.30; 6, Weissteiner 15:15.74; 7, Konovalova 15:16.49; 8, Augusto 15:21.23; 9, Kayo Sugihara JPN 15:31.44; 10, Zakia Mrisho Mohamed TAN 15:33.81; 11, Mary Cullen IRL 15:40.53; 12, Angelina Nyiransabimana RWA 15:53.23; 13, Gabriela Traña CRC 17:45.56; Mariem Alaoui Selsouli MAR DNF

## X

### Berlin 2009

#### Final (Aug 22)

|    |                    |     |          |
|----|--------------------|-----|----------|
| 1, | Vivian Cheruiyot   | KEN | 14:57.97 |
| 2, | Sylvia Kibet       | KEN | 14:58.33 |
| 3, | Meseret Defar      | ETH | 14:58.41 |
| 4, | Sentayehu Ejigu    | ETH | 15:03.38 |
| 5, | Meselech Melkamu   | ETH | 15:03.72 |
| 6, | Ines Chenonge      | KEN | 15:06.06 |
| 7, | Silvia Weissteiner | ITA | 15:09.74 |
| 8, | Genzebe Dibaba     | ETH | 15:11.12 |

9, Jen Rhines USA 15:11.63; 10, Sara Moreira POR 15:12.22; 11, Yuriko Kobayashi JPN 15:12.44; 12, Yurika Nakamura JPN 15:13.01; 13, Krisztina Papp HUN 15:20.36; 14, Zakia Mrisho Mohamed TAN 15:31.73; Alemitu Bekele TUR DQ (r40.9) (15:18.18)

**Rightful finalist:** Julie Culley USA

Defending champion Defar was fastest in the heats, which eliminated just seven runners. The pace in the final was slow, with Cheruiyot leading at 3000m in 9:15.05. Little was done in the fourth kilometre (3:00.74), which in ordinary circumstances would have been playing into the hands of fast-finishing Defar. Cheruiyot increased the pace in the penultimate lap (67.9), but there were still six in with a chance of gold as the bell sounded. Cheruiyot, Defar and Kibet pulled away from the others in the back straight, and Defar went into the lead with 150m to go but could not get clear. Cheruiyot reacted and edged ahead with 40m remaining, then the Ethiopian gave up and was also passed by Kibet. Cheruiyot and Kibet ran their last 400s in 58.62 and 58.76 respectively. It was later discovered that the Ethiopian was running in Berlin with respiratory problems, though she also managed a sub-59 last lap.

"After Masai won the 10K race, she encouraged me to be self-confident," said her friend Cheruiyot. "She was my biggest inspiration."

#### First round (First 5 & 5 fastest to final) (Aug 19)

**Heat 1:** 1, Ejigu 15:17.64; 2, Kibet 15:17.77; 3, Melkamu 15:18.39; 4, Papp 15:19.90; 5, Moreira 15:19.93; 6, Nakamura 15:21.01; 7, Julie Culley USA 15:32.33; 8, Natalya Popkova RUS 15:32.62; 9, Inés Melchor PER 16:00.83; 10, Marriam Thole MAW 17:12.21

**Heat 2:** 1, Defar 15:16.46; 2, Cheruiyot 15:16.59; 3, Chenonge 15:18.40; 4, Dibaba 15:19.66; 5, Rhines 15:20.20; 6, Weissteiner 15:20.88; 7, Kobayashi 15:23.96; 8, Mohamed 15:25.09; 9, Judith Plá ESP 15:54.32; 10, Pauline Niyongere BDI 16:33.77; Bekele DQ (r40.9) (15:19.88); Yelizaveta Grechishnikova RUS DQ (r40.1) (15:53.41)

## X

### Daegu 2011

#### Final (Sep 2)

|    |                  |     |          |
|----|------------------|-----|----------|
| 1, | Vivian Cheruiyot | KEN | 14:55.36 |
| 2, | Sylvia Kibet     | KEN | 14:56.21 |
| 3, | Meseret Defar    | ETH | 14:56.94 |
| 4, | Sentayehu Ejigu  | ETH | 14:59.99 |
| 5, | Mercy Cheron     | KEN | 15:00.23 |
| 6, | Linet Masai      | KEN | 15:01.01 |
| 7, | Lauren Fleshman  | USA | 15:09.25 |
| 8, | Genzebe Dibaba   | ETH | 15:09.35 |

9, Tejitu Daba BRN 15:14.62; 10, Yelena Zadorozhnaya RUS 15:15.48; 11, Zakia Mrisho TAN 15:18.81; 12, Helen Clitheroe GBR 15:21.22; 13, Hitomi Niiya JPN 15:41.67; 14, Amy Hastings USA 15:56.06; Yelizaveta Grechishnikova RUS DQ (r40.9) (15:45.61)

**Rightful finalist:** Megumi Kinukawa JPN

Cheruiyot, nearly 10 seconds faster than anyone else with her 14:20.87 in July 2011, was attempting to retain her title and also to become the only woman other than Tirunesh Dibaba to win the world 5000/10,000m double. "Tiru" was absent from Daegu with another unspecified injury, but her younger sister Genzebe was there and was one of the heat winners along with former Olympic Champion Defar.

No-one was interested in setting a fast pace in the final and the race was led by Niisha (3:01.87 at 1000m) and Zadorozhnaya (6:07.18 at 2000m). Cheruiyot was in the lead at 3000m (9:10.97), and was surprised that no-one was keen to apply pressure. She shared the lead with Masai, passing 4000m in 12:13.72, and started to crank up the pace with 600m remaining. At the bell (13:56.68) there were still seven in



contention, but with 200m left only Defar and Kibet were in touch with the flying Cheruiyot, and a final 200m in 29.17 sealed her victory. Kibet passed Defar in the last 50m to win silver. History repeated itself in that the top four were the same as in Berlin though then Cheruiyot's last lap was 58.62 whereas in Daegu it was "only" 58.68!

#### First round (First 5 & 5 fastest to final) (Aug 30)

**Heat 1:** 1, Defar 15:19.46; 2, Cherono 15:20.01; 3, Kibet 15:20.08; 4, Ejigu 15:20.13; 5, Zadorozhnaya 15:23.90; 6, Hastings 15:29.49; 7, Niiya 15:31.09; 8, Clitheroe 15:37.73; 9, Kayo Sugihara JPN 15:41.78; 10, Alia Saeed Mohammed UAE 16:10.37; 11, Pauline Niyongere BDI 17:23.56

**Heat 2:** 1, Dibaba 15:33.06; 2, Daba 15:33.67; 3, Masai 15:33.99; 4, Fleshman 15:34.04; 5, Cheruiyot 15:34.80; 6, Mrisho 15:35.37; 7, Megumi Kinukawa JPN 15:38.23; 8, Molly Huddle USA 15:42.00; 9, Viktoriia Poliudina KGZ 16:32.68; Grechishnikova DQ (r40.9) (15:35.64); Alemitu Bekele TUR DQ (r40.9) (15:38.25)

## Moscow 2013

### Final (Aug 17)

|    |                 |     |          |
|----|-----------------|-----|----------|
| 1, | Meseret Defar   | ETH | 14:50.19 |
| 2, | Mercy Cherono   | KEN | 14:51.22 |
| 3, | Almaz Ayana     | ETH | 14:51.33 |
| 4, | Viola Kibiwot   | KEN | 15:01.67 |
| 5, | Buze Diriba     | ETH | 15:05.38 |
| 6, | Molly Huddle    | USA | 15:05.73 |
| 7, | Shannon Rowbury | USA | 15:06.10 |
| 8, | Susan Kuijken   | NED | 15:14.70 |

9, Yelena Nagovitsyna RUS 15:24.83; 10, Dolores Checa ESP 15:30.42; 11, Tejitu Daba BRN 15:33.89; 12, Kim Conley USA 15:36.58; 13, Karoline Bjerkeli Grøvdal NOR 15:48.87; 14, Dominika Nowakowska POL 15:58.26; 15, Jackie Areson AUS 16:08.32

The final began slowly with an opening lap led by Conley, whose transponder stopped the clock at 78.53 after 400m. Nowakowska led at 2000m in 6:14.09, and Ayana took over just before 3000m (9:18.44). Defar then had a brief spell in front on the ninth lap, as if to urge Ayana to go faster, which she then did on returning to the lead. That lap to 3600m (68.14 by photo-cell) was the fastest of the race so far. Ayana maintained that tempo with Defar, Cherono, Kibiwot and World Junior Champion Diriba the only ones to keep up. Then Diriba was dropped and Kibiwot fell back as the top three kicked just after the bell. Defar went past Ayana with 200m remaining, and won by almost 10m after a last 200m of 29.31 according to transponders.

#### First round (First 5 & 5 fastest to final) (Aug 14)

**Heat 1:** 1, Cherono 15:34.70; 2, Ayana 15:34.93; 3, Huddle 15:40.91; 4, Rowbury 15:50.41; 5, Daba 15:56.74; 6, Almensch Belete BEL 16:03.03; 7, Sophie Duarte FRA 16:05.14; 8, Bethem Desalegn UAE 16:13.27; 9, Misaki Onishi JPN 16:16.52; 10, Carolina Tabares COL 16:22.81; Margaret Muriuki KEN DNF

**Heat 2:** 1, Defar 15:22.94; 2, Diriba 15:23.41; 3, Kibiwot 15:24.47; 4, Nagovitsyna 15:26.95; 5, Conley 15:27.35; 6, Bjerkeli Grøvdal 15:29.41; 7, Kuijken 15:34.31; 8, Areson 15:40.21; 9, Checa 15:43.73; 10, Nowakowska 15:45.10; 11, Giuli Dekanadze GEO 17:57.39

## Beijing 2015

### Final (Aug 30)

|    |                |     |          |
|----|----------------|-----|----------|
| 1, | Almaz Ayana    | ETH | 14:26.83 |
| 2, | Senbere Teferi | ETH | 14:44.07 |
| 3, | Genzebe Dibaba | ETH | 14:44.14 |
| 4, | Viola Kibiwot  | KEN | 14:46.16 |
| 5, | Mercy Cherono  | KEN | 15:01.36 |
| 6, | Janet Kisa     | KEN | 15:02.68 |
| 7, | Irene Cheptai  | KEN | 15:03.41 |
| 8, | Susan Kuijken  | NED | 15:08.00 |

9, Ayuko Suzuki JPN 15:08.29; 10, Eloise Wellings AUS 15:09.62; 11, Mimi Belete BRN 15:17.01; 12, Steph Twell GBR 15:26.24; 13, Nicole Tully USA 15:27.42; 14, Misaki Onishi JPN 15:29.63; 15, Jennifer Wenth AUT 15:35.46

The final was led by Japan's Onishi and Suzuki for the first two kilometres, reached in 6:06.26 by photo-cell. Shortly after, Ayana executed her plan, upping the pace from 73 seconds a lap to 68. A photo-cell timed lap of 67.60 followed (to 2800m), and by 3000m (8:55.63) only Dibaba and Cherono were in contact. In the next lap the Kenyan

slipped back, as Ayana increased the pace with a 65.85 circuit. It was a tenth lap of 64.52 which killed off Dibaba's chances. By 4000m Ayana was suddenly five seconds clear having covered that kilometre in 2:43.62.

A final 1000m of 2:47.58 gave Ayana a winning margin of almost 20 seconds. According to her bib transponder, she covered her last 3000m in an unprecedented 8:19.91. Dibaba, with three races over 1500m in her legs from earlier in the week, was caught unaware by Teferi in the finishing straight. The youngest athlete in the race edged her famous compatriot by 0.07 to give Ethiopia another medal sweep. Dibaba later complained about her left foot: "I have a heel spur which hurts a lot."

#### First round (First 5 & 5 fastest to final) (Aug 27)

**Heat 1:** 1, Dibaba 15:20.82; 2, Cherono 15:20.94; 3, Belete 15:20.94; 4, Cheptai 15:21.03; 5, Kuijken 15:25.67; 6, Onishi 15:33.84; 7, Twell 15:34.72; 8, Tully 15:41.03; 9, Madeline Hills AUS 15:47.97; 10, Gulshat Fazlitdinova RUS 15:48.44; 11, Nicole Sifuentes CAN 15:50.99; 12, Olivia Mugove ZIM 16:34.70

**Heat 2:** 1, Ayana 15:09.40; 2, Teferi 15:14.57; 3, Kibiwot 15:15.27; 4, Kisa 15:26.49; 5, Wellings 15:26.67; 6, Suzuki 15:28.18; 7, Wenth 15:43.57; 8, Bethem Desalegn UAE 15:48.52; 9, Karoline Bjerkeli Grøvdal NOR 16:02.20; 10, Marielle Hall USA 16:06.60; 11, Azusa Sumi JPN 16:13.65; 12, Abbey D'Agostino USA 16:16.47; Maureen Koster NED DNF; Yelena Korobkina RUS DNF

### 5000 METRES

#### Multiple Medallists:

|   |                  |     |                              |
|---|------------------|-----|------------------------------|
| 5 | Meseret Defar    | ETH | 05-2, 07-1, 09-3, 11-3, 13-1 |
| 3 | Vivian Cheruiyot | KEN | 07-2, 09-1, 11-1             |
| 2 | Zahra Ouaziz     | MAR | 95-3, 99-2                   |
|   | Fernanda Ribeiro | POR | 95-2, 97-3                   |
|   | Gabriela Szabo   | ROU | 97-1, 99-1                   |
|   | Ayelech Worku    | ETH | 99-3, 01-3                   |
|   | Marta Domínguez  | ESP | 01-2, 03-2                   |
|   | Tirunesh Dibaba  | ETH | 03-1, 05-1                   |
|   | Sylvia Kibet     | KEN | 09-2, 11-2                   |
|   | Almaz Ayana      | ETH | 13-3, 15-1                   |

#### Most Finals:

|   |       |                               |
|---|-------|-------------------------------|
| 5 | Szabo | 95-4, 97-1, 99-1, 01-8, 03-11 |
|   | Defar |                               |

#### Most Appearances:

|   |       |
|---|-------|
| 6 | Defar |
|---|-------|

#### National Placings:

|               | 1         | 2         | 3         | 4         | 5         | 6         | 7         | 8         | Points     |
|---------------|-----------|-----------|-----------|-----------|-----------|-----------|-----------|-----------|------------|
| ETH           | 7         | 6         | 5         | 1         | 2         | 2         | 2         | 1         | 152        |
| KEN           | 3         | 2         | 4         | 5         | 2         | 2         | 2         | 1         | 106        |
| CHN           | 1         | 2         | 2         | 1         | 1         | -         | 3         | 1         | 50         |
| GBR           | 1         | 1         | -         | 2         | 1         | 1         | -         | -         | 32         |
| USA           | -         | -         | 1         | -         | 2         | 3         | 1         | 2         | 27         |
| POR           | 1         | 1         | -         | -         | -         | 1         | 2         | 1         | 23         |
| JPN           | -         | -         | 1         | 1         | 2         | -         | 1         | 1         | 22         |
| GER           | -         | -         | 1         | 1         | -         | 1         | -         | -         | 14         |
| RUS           | -         | -         | -         | -         | 1         | 2         | 1         | 1         | 13         |
| URS           | -         | 1         | -         | 1         | -         | -         | -         | -         | 12         |
| NOR           | 1         | -         | -         | -         | -         | -         | 1         | -         | 10         |
| TUR           | -         | 1         | -         | -         | -         | -         | -         | -         | 7          |
| NED           | -         | -         | -         | 1         | -         | -         | -         | 1         | 6          |
| BRN           | -         | -         | -         | -         | -         | 2         | -         | -         | 6          |
| ITA           | -         | -         | -         | 1         | -         | -         | -         | -         | 5          |
| NZL           | -         | -         | -         | -         | 1         | -         | -         | 1         | 5          |
| RSA           | -         | -         | -         | -         | 1         | -         | -         | 1         | 5          |
| ROU           | -         | -         | -         | -         | 1         | -         | -         | -         | 4          |
| MAR           | -         | -         | -         | -         | -         | -         | 1         | -         | 2          |
| AUS           | -         | -         | -         | -         | -         | -         | -         | 1         | 1          |
| ESP           | -         | -         | -         | -         | -         | -         | -         | 1         | 1          |
| FRA           | -         | -         | -         | -         | -         | -         | -         | 1         | 1          |
| <b>Totals</b> | <b>14</b> | <b>14</b> | <b>14</b> | <b>14</b> | <b>14</b> | <b>14</b> | <b>14</b> | <b>14</b> | <b>504</b> |

## 10,000 Metres

## Sittard 1980

### Invitation (Aug 15)

|    |                   |     |          |
|----|-------------------|-----|----------|
| 1, | Kath Binns        | GBR | 32:57.17 |
| 2, | Fionnuala Morrish | IRL | 33:51.7  |
| 3, | Magda Ilands      | BEL | 34:25.3  |
| 4, | Marja Wokke       | NED | 35:28.9  |

This invitation event was won easily by Binns in a new national record, then the fifth-quickest of all-time.

## Rome 1987

### Final (Sep 4)

|    |                    |     |          |
|----|--------------------|-----|----------|
| 1, | Ingrid Kristiansen | NOR | 31:05.85 |
| 2, | Yelena Zhupiyova   | URS | 31:09.40 |
| 3, | Kathrin Ullrich    | GDR | 31:11.34 |
| 4, | Olga Bondarenko    | URS | 31:18.38 |
| 5, | Liz Lynch          | GBR | 31:19.82 |
| 6, | Lynn Jennings      | USA | 31:45.43 |
| 7, | Albertina Machado  | POR | 31:46.61 |
| 8, | Wang Xiuting       | CHN | 31:48.88 |

9, Angela Tooby GBR 31:55.30; 10, Kerstin Pressler FRG 31:56.80; 11, Martine Oppliger SUI 32:07.49; 12, Marleen Renders BEL 32:12.51; 13, Lynn Nelson USA 32:22.88; 14, Christine McMiken NZL 32:25.67; 15, Francie Larrieu Smith USA 32:30.00; 16, Nancy Rooks-Tinari CAN 32:31.55; 17, Aurora Cunha POR 32:44.42; 18, Kumi Araki JPN 33:15.08; 19, Ana Isabel Alonso ESP 33:20.65; 20, Tuija Jousimaa FIN 33:25.46; 21, Lorraine Moller NZL 34:07.26; Liève Slegers BEL DNF

World record holder Ingrid Kristiansen ran a clever tactical race in which she managed to discourage all her rivals despite being below her best form.

The Norwegian took off in the second lap and by 1000m had a lead of some 20 seconds. By halfway (15:21.51), Kristiansen had started to lap the field. The chasing pack, led by Liz Lynch (5000m: 15:36.5) seemed to be racing for the silver medal. By the bell, the Norwegian's lead was still 15 seconds, but this was cut dramatically as the race for the silver exploded. It was Zhupiyova, not her better-known teammate Bondarenko, who had the best finish. Her 61.5 last lap was more than 10 seconds faster than Kristiansen but she had left her effort too late.

### First round (First 8 & 6 fastest to final) (Aug 31)

**Heat 1:** 1, Ullrich 33:07.92; 2, Lynch 33:09.26; 3, Cunha 33:09.86; 4, Kristiansen 33:10.37; 5, Renders 33:10.95; 6, Jennings 33:16.18; 7, Tooby 33:20.14; 8, Oppliger 33:22.25; 9, Rooks-Tinari 33:24.20; 10, Araki 33:24.37; 11, Alonso 33:38.37; 12, McMiken 33:41.10; 13, Jousimaa 33:46.05; 14, Midde Hamrin SWE 34:10.36; 15, Danièle Kaber LUX 34:24.52; 16, Mónica Regonessi CHI 34:57.64; 17, Leah Malot KEN 36:23.66; Maria Curatolo ITA & Yelena Romanova URS DNF; Karolina Szabó HUN DNS

**Heat 2:** 1, Zhupiyova 33:32.05; 2, Bondarenko 33:34.79; 3, Pressler 33:35.49; 4, Moller 33:35.73; 5, Wang 33:36.07; 6, Larrieu Smith 33:37.36; 7, Machado 33:40.87; 8, Nelson 33:43.71; 9, Slegers 33:48.91; 10, Susan Crehan GBR 33:54.99; 11, Sue Lee CAN 34:14.92; 12, Susan Berenda CAN 34:15.48; 13, Conceição Ferreira POR 34:43.35; 14, Rose Lambe IRL 35:00.17; 15, Michelle Bush CAY 35:30.96; Päivi Tikkanen FIN, Beverley Lord GUY & Cristina Tomasini ITA DNF

## Tokyo 1991

### Final (Aug 30)

|    |                    |     |          |
|----|--------------------|-----|----------|
| 1, | Liz McColgan       | GBR | 31:14.31 |
| 2, | Zhong Huandi       | CHN | 31:35.08 |
| 3, | Wang Xiuting       | CHN | 31:35.99 |
| 4, | Kathrin Ullrich    | GER | 31:38.96 |
| 5, | Lynn Jennings      | USA | 31:54.44 |
| 6, | Utta Pippig        | GER | 31:55.68 |
| 7, | Ingrid Kristiansen | NOR | 32:10.75 |
| 8, | Derartu Tulu       | ETH | 32:16.55 |

9, Jill Hunter GBR 32:24.55; 10, Luchia Yisak ETH 32:27.61; 11, Conceição Ferreira POR 32:29.12; 12, Delilah Asiago KEN 32:33.71; 13, Tatyana Pozdnyakova URS 32:35.17; 14, Wang Yongmei CHN 32:40.22; 15, Rosanna Munerotto ITA 32:44.43; 16, Miki Igarashi JPN 32:44.62; 17, Iulia Negura ROU 32:53.57; 18, Carole Rouillard CAN 32:58.77; 19, Annette Sergent-Palluy FRA 33:01.92; 20, Izumi Maki JPN 33:27.84; 21, Jane Ngotho KEN 33:36.91; Anne Marie Letko USA, Yelena Romanova URS, Päivi Tikkanen FIN & Albertina Dias POR DNF

McColgan, who as Liz Lynch had placed fifth in Rome, overcame the extreme heat and humidity to win from the front by a huge margin.

The start of the final was delayed by several minutes following the commotion surrounding Mike Powell's long jump world record. Once the race started, McColgan's intentions were clear. With kilometre splits of 3:02.95, 6:09.42, 9:16.96 and 12:25.85, she gradually dropped most of the opposition, including the defending champion Kristiansen.

At halfway (15:34.15), the Scotswoman had only the world junior champion, Tulu, for company. The chasing pack were 20m behind. The Ethiopian tried to slow the pace down at the start of the eighth kilometre,

but McColgan pushed on relentlessly and was 80m in front by 8000m. Tulu fell out of contention.

While McColgan crossed the line, the Chinese pair of Zhong and Wang were unexpectedly outsprinting Ullrich for the other medals.

"I was waiting for someone to pass me, but nobody did," said McColgan, who had given birth to a daughter just 10 months earlier. "Tulu tried, but she was actually trying to slow down the pace. I knew she was tired and I knew if I wanted the gold, I would have to go for it. And I went, saying 'I want, I want, I want ...'"

In spite of the conditions, a terrific standard was set in the heats with 14 women quicker than 32 minutes.

### First round (First 10 & 5 fastest to final) (Aug 27)

**Heat 1:** 1, Negura 31:52.58; 2, Wang X 31:53.13; 3, Ullrich 31:54.05; 4, Hunter 31:55.55; 5, Sergent-Palluy 31:55.97; 6, Yisak 31:56.42; 7, Jennings 31:56.52; 8, Rouillard 31:56.74; 9, Maki 31:57.23; 10, Ferreira 31:59.13; 11, Pozdnyakova 32:00.24; 12, Wang Y 32:00.27; 13, Asiago 32:04.53; 14, Munerotto 32:05.75; 15, Suzana Ćirić YUG 32:28.09; 16, Liève Slegers BEL 32:31.55; 17, Carmen de Oliveira BRA 32:36.44; 18, Claudia Dreher GER 32:44.94; 19, Olga Nazarkina URS 32:55.65; 20, Zita Ágoston HUN 33:07.19; 21, Martha Ernstóttir ISL 33:10.93; 22, Maria-Luisa Servin MEX 33:13.70; 23, Jenny Lund AUS 33:15.18; 24, Valerie McGovern IRL 35:08.40

**Heat 2:** 1, Tulu 31:45.95; 2, Kristiansen 31:50.36; 3, McColgan 31:54.67; 4, Zhong 31:58.82; 5, Pippig 32:00.76; 6, Igarashi 32:01.04; 7, Dias 32:03.76; 8, Tikkanen 32:06.67; 9, Romanova 32:06.73; 10, Ngotho 32:09.38; 11, Letko 32:26.65; 12, Akemi Matsuno JPN 32:31.18; 13, Marciane Mukamurenzi RWA 32:33.27; 14, Lisa Harvey CAN 32:41.87; 15, Rosario Murcia FRA 32:49.75; 16, Olga Appell MEX 32:54.63; 17, Susan Hobson AUS 33:21.20; 18, Odile Ohier FRA 33:22.55; 19, Lesley Morton NZL 33:23.17; 20, Maricarmen Diaz MEX 33:46.24; 21, Anuța Cătuță ROU 34:12.44; 22, Griselda González ARG 34:16.26; 23, Vilma Peña CRC 35:06.98; Fernanda Marques POR & Francie Larrieu Smith USA DNF

## Stuttgart 1993

### Final (Aug 21)

|    |                    |     |          |
|----|--------------------|-----|----------|
| 1, | Wang Junxia        | CHN | 30:49.30 |
| 2, | Zhong Huandi       | CHN | 31:12.55 |
| 3, | Sally Barsosio     | KEN | 31:15.38 |
| 4, | Tegla Loroupe      | KEN | 31:29.91 |
| 5, | Lynn Jennings      | USA | 31:30.53 |
| 6, | Conceição Ferreira | POR | 31:30.60 |
| 7, | Albertina Dias     | POR | 31:33.03 |
| 8, | Anne Marie Letko   | USA | 31:37.26 |

9, Uta Pippig GER 31:39.97; 10, Fernanda Ribeiro POR 31:40.51; 11, Carmen de Oliveira BRA 31:47.76; 12, Maria Guida ITA 32:15.34; 13, Kathrin Wessel GER 32:27.38; 14, Olga Appell MEX 32:32.51; 15, Naomi Yoshida JPN 32:35.44; 16, Iulia Negura ROU 32:40.61; 17, Izumi Maki JPN 32:53.41; 18, Rosario Murcia FRA 32:54.65; 19, Suzana Ćirić IWP 33:26.72; 20, Isabel Juarez MEX 33:28.47; 21, Elaine Van Blunk USA 33:42.85; 22, Gitte Karlshøj DEN 33:58.58; Catherina McKiernan IRL, Elana Meyer RSA & Päivi Tikkanen FIN DNF

The two Chinese finalists, Wang and Zhong, set off on pace for a championship record (1000m: 3:04.00, 2000m: 6:11.84, 3000m: 9:20.16). Barsosio, Meyer and Jennings were in close attendance, but the inexperienced Barsosio, just 15, was causing problems. She repeatedly blocked Meyer's attempts to overtake her and was given an official warning for her conduct. A distraught Meyer – the Olympic silver medallist – dropped out of the race soon after 3000m.

The Kenyan went on take the lead (4000m: 12:28.72) and for a while was as much as 10m in front. By halfway (15:43.38), Zhong was in front again. Barsosio, along with her teammate Loroupe, stayed with the Chinese pair, but no-one could react when Wang made her move with six laps remaining. She produced a lap of 70.2 and managed to speed up further. Her final 3000m took just 8:42.42 and the final lap 61.07.

Zhong outkicked Barsosio to duplicate her 1991 silver medal. It was mistakenly announced that Barsosio had been disqualified after the race. In the confusion, she was not asked to perform a doping test, meaning that her time could not stand as a world junior record.

Wang's run was a prelude to a remarkable spate of record-breaking runs by China's women at the Chinese National Games in Beijing. Eighteen days after her gold medal, Wang lowered Ingrid Kristiansen's world record to an unbelievable 29:31.78.

**First round (First 10 & 5 fastest to final) (Aug 19)**

**Heat 1:** 1, Barsosio 32:27.99; 2, Jennings 32:28.30; 3, Wang 32:28.35; 4, Dias 32:28.39; 5, Ferreira 32:28.42; 6, Yoshida 32:28.66; 7, de Oliveira 32:29.48; 8, Pippig 32:31.90; 9, Negura 32:32.51; 10, Appell 32:34.43; 11, Murcia 32:56.24; 12, Van Blunk 33:06.44; 13, Julia Sakara ZIM 33:20.16; 14, Junko Kataoka JPN 33:21.31; 15, Viktoriya Nenasheva RUS 33:23.19; 16, Lisa Harvey CAN 33:24.66; 17, Vikki McPherson GBR 33:49.51; 18, Jayanthi Palaniappan MAS 33:56.72; 19, Barbara Moore NZL 34:38.27; 20, Aura Morales GUA 36:06.02; Martha Ernstsdóttir ISL DNS

**Heat 2:** 1, Letko 32:26.22; 2, Zhong 32:26.40; 3, Guida 32:26.60; 4, Lorupe 32:26.67; 5, Maki 32:26.89; 6, Meyer 32:28.02; 7, Ribeiro 32:29.21; 8, Tikkanen 32:51.72; 9, Wessel 32:52.06; 10, Ćirić 32:58.38; 11, McKiernan 33:00.38; 12, Karlshøj 33:05.13; 13, Juarez 33:17.94; 14, Berhane Adere ETH 33:20.62; 15, Martha Tenorio ECU 33:50.68; 16, Lesley Morton NZL 33:54.39; 17, Marilu Salazar PER 34:58.62; 18, Gulsara Dadabayeva TJK 39:30.28; 19, Tverdshimged Enh-Od MGL 40:32.86; Tamara Koba UKR & Ma Ningning CHN DNS

**Gothenburg 1995****Final (Aug 9)**

|    |                  |     |          |
|----|------------------|-----|----------|
| 1, | Fernanda Ribeiro | POR | 31:04.99 |
| 2, | Derartu Tulu     | ETH | 31:08.10 |
| 3, | Tegla Lorupe     | KEN | 31:17.66 |
| 4, | Maria Guida      | ITA | 31:27.82 |
| 5, | Elana Meyer      | RSA | 31:31.96 |
| 6, | Liz McColgan     | GBR | 31:40.14 |
| 7, | Alla Zhilyayeva  | RUS | 31:52.15 |
| 8, | Hiromi Suzuki    | JPN | 31:54.01 |

9, Annemari Sandell FIN 31:54.29; 10, Kathrin Wessel GER 31:55.04; 11, Liève Slegers BEL 32:10.59; 12, Lynn Jennings USA 32:12.82; 13, Conceição Ferreira POR 32:14.69; 14, Anne Marie Lauck USA 32:22.54; 15, Jill Hunter GBR 32:24.93; 16, Junko Kataoka JPN 32:45.43; 17, Marleen Renders BEL 32:47.46; 18, Gete Wami ETH 32:56.94; Albertina Dias POR & Yvonne Murray GBR DNF

Once she confirmed she would run the 10,000m, Ribeiro was many people's favourite as she had set a world 5000m record of 14:36.45 two weeks earlier. She was the leader of the 20-strong final on a slow first lap (83.02), before Britons Hunter and McColgan took up the pace. McColgan, the 1991 champion, passed 3000m in 9:45.94 (33:13 pace). Meyer then injected some pace with a 2:56.37 fourth kilometre. This spread the field and Ribeiro was the only one to follow closely. Ribeiro moved in front at 5000m (15:46.89). Meyer, Olympic Champion Tulu, Lorupe and Guida followed with McColgan an isolated sixth.

The Italian was dropped at 7Km. Meyer was the next to crack. At 9Km, Ribeiro led from Tulu and Lorupe. The Portuguese had been leading for 4000m and had run the previous 3000m in 9:16.21. She continued to lead into the final lap. Lorupe was dropped at the bell but Tulu stuck to the Portuguese and looked relaxed. She duly challenged for the lead on the final bend. Ribeiro, though, had saved enough and pulled clear to win.

**First round (First 8 & 4 fastest to final) (Aug 6)**

**Heat 1:** 1, Tulu 32:16.71; 2, Murray 32:16.76; 3, Wami 32:17.41; 4, Lorupe 32:17.92; 5, Meyer 32:17.97; 6, Kataoka 32:18.62; 7, Lauck 32:19.57; 8, Slegers 32:21.29; 9, Hunter 32:22.93; 10, Ferreira 32:34.62; 11, Wessel 32:46.51; 12, Dong Zhaoxia CHN 33:18.58; 13, Laurie Henes USA 33:22.92; 14, Marta Tenorio ECU 34:23.76; 15, Nora Rocha MEX 34:23.78; 16, Carol Galea MLT 35:30.84; Klara Kashapova RUS DNF

**Heat 2:** 1, Ribeiro 32:33.87; 2, McColgan 32:33.89; 3, Jennings 32:33.89; 4, Guida 32:34.28; 5, Dias 32:34.44; 6, Sandell 32:35.05; 7, Suzuki 32:39.92; 8, Renders 32:45.50; 9, Zhilyayeva 32:51.55; 10, Yasuko Kimura JPN 32:54.82; 11, Birhane Adere ETH 33:14.76; 12, Carmen Fuentes ESP 33:16.86; 13, Serap Aktas TUR 34:19.25; 14, Carole Montgomery CAN 34:23.16; 15, Martha Ernstsdóttir ISL 34:29.55; Virginie Gloum CAF 40:07.49; Catherina McKiernan IRL DNS

**Athens 1997****Final (Aug 5)**

|    |                  |     |          |
|----|------------------|-----|----------|
| 1, | Sally Barsosio   | KEN | 31:32.92 |
| 2, | Fernanda Ribeiro | POR | 31:39.15 |
| 3, | Masako Chiba     | JPN | 31:41.93 |
| 4, | Berhane Adere    | ETH | 31:48.95 |
| 5, | Ren Xiujuan      | CHN | 31:50.63 |
| 6, | Tegla Lorupe     | KEN | 32:00.93 |
| 7, | Yang Siju        | CHN | 32:01.61 |
| 8, | Colleen de Reuck | RSA | 32:03.81 |

9, Silvia Sommaggio ITA 32:16.92; 10, Chiemi Takahashi JPN 32:23.61; 11, Nora Rocha MEX 32:34.58; 12, Julia Vaquero ESP 32:36.91; 13, Annette Peters USA 32:43.38; 14, Chantal Dallenbach FRA 32:51.20; 15, Annemari Sandell FIN 33:00.11; 16, Hiromi Masuda JPN 33:03.14; 17, Elana Meyer RSA 33:05.82; Marleen Renders BEL, Gete Wami ETH & Zahia Dahmani FRA DNF

History was made when, for the first time, a Kenyan woman won a global track title. The distinction fell to Barsosio, who at the 1993 Championships, when reportedly only 15, had become the youngest ever medallist when finishing third in controversial circumstances. This time she dethroned Ribeiro in 31:32.92, which was recognised as a world junior record since her 1993 mark of 31:15.38 was never ratified as no doping test was carried out.

The first half of the race, run in 30°C heat, was slow, with Ribeiro the leader in 16:12.81, but Barsosio, who burst ahead three laps from the end with a 67.9 23rd lap, completed her second 5000m in 15:20.0 with an unstoppable final kilometre of 2:52.35. "Ribeiro has a strong kick and I didn't want to wait for it," she explained.

Several leading lights met with disaster. The 1992 Olympic Champion Tulu was eliminated in the heats, her Ethiopian colleague Wami (the 1996 world cross country champion) was carried off with a pulled muscle, and Meyer – the Olympic runner-up to Tulu – fell and finished last.

**First round (First 8 & 4 fastest to final) (Aug 2)**

**Heat 1:** 1, Rocha 33:07.09; 2, Sandell 33:07.50; 3, Ren 33:08.12; 4, Sommaggio 33:08.19; 5, Lorupe 33:08.20; 6, Takahashi 33:08.26; 7, Dahmani 33:08.68; 8, Meyer 33:09.70; 9, Hrisoula Iakovou GRE 33:14.86; 10, Olivera Jevtić YUG 33:18.42; 11, Derartu Tulu ETH 33:25.99; 12, Gwyn Coogan USA 34:06.34; 13, Yvonne Danson SGP 37:19.51; 14, Esperanza Obono GEQ 45:13.69; Marina Bastos POR DNF; Nyla Carroll NZL DNF

**Heat 2:** 1, Adere 32:05.29; 2, Ribeiro 32:05.65; 3, Barsosio 32:05.68; 4, Wami 32:05.73; 5, Chiba 32:05.76; 6, Yang 32:06.12; 7, de Reuck 32:09.56; 8, Masuda 32:11.63; 9, Vaquero 32:12.25; 10, Peters 32:14.08; 11, Dallenbach 32:49.40; 12, Renders 33:02.37; 13, Helena Sampaio POR 33:14.85; 14, Adriana Fernández MEX 33:40.09; 15, Kylie Risk AUS 33:56.48; 16, Maysa Matrood IRQ 35:44.93

**Seville 1999****Straight Final (Aug 26)**

|    |                  |     |          |
|----|------------------|-----|----------|
| 1, | Gete Wami        | ETH | 30:24.56 |
| 2, | Paula Radcliffe  | GBR | 30:27.13 |
| 3, | Tegla Lorupe     | KEN | 30:32.03 |
| 4, | Harumi Hiroshima | JPN | 31:26.84 |
| 5, | Chiemi Takahashi | JPN | 31:27.62 |
| 6, | Merima Hashim    | ETH | 31:32.06 |
| 7, | Berhane Adere    | ETH | 31:32.51 |
| 8, | Teresa Recio     | ESP | 31:43.80 |

9, Marleen Renders BEL 31:51.21; 10, Olivera Jevtić YUG 31:57.67; 11, Deena Drossin USA 32:11.14; 12, Yuko Kawakami JPN 32:19.02; 13, Restituta Joseph TAN 32:20.26; 14, Maria Abel ESP 32:22.88; 15, Ana Dias POR 32:37.72; 16, Anne Marie Lauck USA 32:57.07; 17, Zheng Guixia CHN 32:59.83; 18, Blandine Bitzner-Ducret FRA 33:06.98; 19, Dong Zhaoxia CHN 33:12.94; 20, Lidiya Vasilevskaya RUS 33:13.21; 21, Maria Luisa Larraga ESP 33:15.98; 22, Zahia Dahmani FRA 33:46.23; 23, Priscilla Mamba SWZ 38:45.18; Fernanda Ribeiro POR; Laghzaoui Asmae MAR; Leah Malot KEN; Alice Timbilil KEN; Annemari Sandell FIN; Helena Sampaio POR & Libbie Hickman USA DNF

That this was probably the greatest ever women's distance race was largely due to the courageous running of Radcliffe. Despite 30°C+ heat she led for most of the way at incredible speed for the conditions, smashed her Commonwealth record by over 13 seconds, and destroyed such brilliant runners as Ribeiro (who dropped out at 6 kilometres) and Lorupe, who was forced to concede early on the last lap. The only problem was that despite Radcliffe's Herculean efforts she could not shake off world 8 kilometres cross country champion Wami, who proceeded to outkick the Briton over the last 200m having not led for a single stride until then. Wami's African and Ethiopian record of 30:24.56 was then the fifth-fastest ever run, while Radcliffe's 30:27.13 ranked 6th and Lorupe's Kenyan record of 30:32.03 7th.

Wami, Ethiopia's first woman to win a world track title, covered the second 5000m in a remarkable 14:59.1. The kilometre splits were 3:11.45, 3:04.99, 3:03.65, 3:02.64, 3:02.51, 2:59.04, 3:03.06, 3:03.30, 2:59.76 and 2:54.16.



**Edmonton 2001****Final (Aug 7)**

|     |                      |     |          |
|-----|----------------------|-----|----------|
| 1,  | Derartu Tulu         | ETH | 31:48.81 |
| 2,  | Berhane Adere        | ETH | 31:48.85 |
| 3,  | Gete Wami            | ETH | 31:49.98 |
| 4,  | Paula Radcliffe      | GBR | 31:50.06 |
| 5,  | Mihaela Botezan      | ROU | 32:03.46 |
| 6,  | Lyudmila Petrova     | RUS | 32:04.94 |
| 7,  | Asmae Leghzaoui      | MAR | 32:06.35 |
| 8,  | Yamna Belkacem       | FRA | 32:09.21 |
| 9,  | Haruko Okamoto       | JPN | 32:14.56 |
| 10, | Lyudmila Biktashyova | RUS | 32:18.64 |
| 11, | Deena Drossin        | USA | 32:18.65 |
| 12, | Olivera Jevtić       | YUG | 32:19.44 |
| 13, | Mizuki Noguchi       | JPN | 32:19.94 |
| 14, | Aster Bacha          | ETH | 32:25.81 |
| 15, | Teresa Recio         | ESP | 32:30.56 |
| 16, | Hrysostomia Iakovou  | GRE | 32:41.46 |
| 17, | Natalya Berkut       | UKR | 32:32.68 |
| 18, | Gunhild Halle Haugen | NOR | 32:33.72 |
| 19, | Mari Ozaki           | JPN | 32:39.17 |
| 20, | Tina Connelly        | CAN | 33:00.37 |
| 21, | Ana Dias             | POR | 33:03.78 |
| 22, | Jennifer Rhines      | USA | 33:11.22 |
| 23, | Inga Juodeškienė     | LTU | 33:11.60 |
| 24, | María Paredes        | ECU | 35:44.52 |

The pace was not quick and halfway was reached with Belkacem in front in 16:28.89. The pack did not begin to dwindle until the 20th lap, and all eyes were on 1999 silver medallist Radcliffe and three Ethiopians – defending champion Wami, Olympic Champion Tulu and the experienced Adere. Radcliffe ran from the front in Seville and Sydney (where she was fourth). In Edmonton she waited until four laps from home to make her bid for victory. She covered the 23rd lap in 68.77 but one lap later – at the bell – the Ethiopian trio all went past her.

Tulu proved to be the best of the Ethiopians, but only just. She and Adere sprinted side by side until the finish, where Tulu was just 0.04 ahead. Meanwhile Radcliffe was battling with Wami for the bronze but she fell 0.08 short of preventing an Ethiopian sweep. Cruelly for the British runner, the scoreboard initially and wrongly showed her and not Wami in third place.

**Paris 2003****Straight Final (Aug 23)**

|     |                     |     |                         |
|-----|---------------------|-----|-------------------------|
| 1,  | Berhane Adere       | ETH | 30:04.18                |
| 2,  | Worknesh Kidane     | ETH | 30:07.15                |
| 3,  | Sun Yingjie         | CHN | 30:07.20                |
| 4,  | Lornah Kiplagat     | NED | 30:12.53                |
| 5,  | Alla Zhilyayeva     | RUS | 30:23.07                |
| 6,  | Galina Bogomolova   | RUS | 30:26.20                |
| 7,  | Xing Huina          | CHN | 30:31.55 <sup>WJR</sup> |
| 8,  | Benita Johnson      | AUS | 30:37.68                |
| 9,  | Ejegayehu Dibaba    | ETH | 31:01.07                |
| 10, | Jelena Prokopčuka   | LAT | 31:06.14                |
| 11, | Kayoko Fukushi      | JPN | 31:10.57                |
| 12, | Deena Drossin       | USA | 31:17.86                |
| 13, | Mihaela Botezan     | ROU | 31:28.72                |
| 14, | Yoko Shibui         | JPN | 31:42.01                |
| 15, | Megumi Tanaka       | JPN | 31:47.00                |
| 16, | Lidiya Grigoryeva   | RUS | 31:49.41                |
| 17, | Elva Dryer          | USA | 31:59.81                |
| 18, | Helena Javornik     | SLO | 32:01.57                |
| 19, | Selina Kosgei       | KEN | 32:09.15                |
| 20, | Anikó Kálovics      | HUN | 32:15.96                |
| 21, | Sonja Stolic        | SCG | 33:08.87                |
| 22, | Natalya Berkut      | UKR | 33:12.84                |
| 23, | Yesenia Centeno     | ESP | 33:32.50                |
| 24, | Derartu Tulu        | ETH |                         |
| 25, | Sabrina Mockenhaupt | GER |                         |
| 26, | Fernanda Ribeiro    | POR | DNF                     |

It was a pity that European record holder Paula Radcliffe withdrew from the championships feeling unprepared after illness and injury. Yet the woman athlete of 2002 was hardly missed from the greatest ever women's 10,000m race. Right from the start it was quick, the first kilometre reached in 2:59.62. By the second kilometre Sun was ahead. The Chinese was an interesting sight, running with arms dangling at her side except at the end of each lap when she pressed a button on her wristwatch. She produced a 69.6 circuit to 2400m and the field was strung out behind her. She continued to 3000m in 8:59.93 (2:56.52 kilometre), then 4000m in 12:00.16. Only four women stayed in touch: four Ethiopians and Kiplagat, a Kenyan who had recently become a Dutch citizen. Kiplagat took over from Sun as they went through halfway in 15:06.53.

Shortly after 5000m, the 2001 champion Tulu dropped out. She had apparently been suffering from food poisoning. That fifth kilometre had taken 3:06.37 (the slowest of the race). Kiplagat picked up the pace again but could not shake off Adere, Kidane or Sun. Then with 700m left the valiant Sun surged again, covering the penultimate lap in 68.55.

She did not drop the other three, but one wondered if anyone would produce a finishing kick after such a harsh pace. The answer "yes" came on the backstraight of the last lap when Adere raced ahead. She won clearly with a new African record, having covered the last 200m in 29.9. Records tumbled in this race which saw the fastest ever times for places 2-16. In seventh place Xing Huina broke the world junior record.

**Helsinki 2005****Straight Final (Aug 6)**

|     |                       |     |          |
|-----|-----------------------|-----|----------|
| 1,  | Tirunesh Dibaba       | ETH | 30:24.02 |
| 2,  | Berhane Adere         | ETH | 30:25.41 |
| 3,  | Ejegayehu Dibaba      | ETH | 30:26.00 |
| 4,  | Xing Huina            | CHN | 30:27.18 |
| 5,  | Edith Masai           | KEN | 30:30.26 |
| 6,  | Worknesh Kidane       | ETH | 30:32.47 |
| 7,  | Sun Yingjie           | CHN | 30:33.53 |
| 8,  | Galina Bogomolova     | RUS | 30:33.75 |
| 9,  | Paula Radcliffe       | GBR | 30:42.75 |
| 10, | Irène Kwambai         | KEN | 30:55.80 |
| 11, | Kayoko Fukushi        | JPN | 31:03.75 |
| 12, | Jelena Prokopčuka     | LAT | 31:04.55 |
| 13, | Alla Zhilyayeva       | RUS | 31:17.97 |
| 14, | Katie McGregor        | USA | 31:21.20 |
| 15, | Kim Smith             | NZL | 31:24.29 |
| 16, | Jen Rhines            | USA | 31:26.66 |
| 17, | Sabrina Mockenhaupt   | GER | 31:28.21 |
| 18, | Hitomi Miyai          | JPN | 31:43.74 |
| 19, | Benita Johnson        | AUS | 31:55.15 |
| 20, | Yelena Samokhvalova   | RUS | 31:57.85 |
| 21, | Hiroimi Ominami       | JPN | 32:02.38 |
| 22, | Blake Russell         | USA | 32:07.00 |
| 23, | Mihaela Botezan       | ROU | 32:28.29 |
| 24, | Dulce María Rodríguez | MEX | 33:04.73 |
| 25, | Kathy Butler          | GBR |          |
| 26, | Marie Davenport       | IRL | DNF      |

Radcliffe chose to use the 10,000m as a warm-up for the marathon, and duly led from the gun, passing 5000m in 15:16.29. Masai and Kidane then took over the pacemaking for the next 2000m, before Xing took the helm. The 9000m mark was passed in 27:35.19, and Adere, winner in 2003 and in the top seven since the 1997 championships, led at the bell in 30:25.50. Adere had accelerated a few strides before the bell with only the Dibaba sisters able to go with her. Tirunesh Dibaba flowed past with 210m to go and won regally by 10m after a last lap of 58.4.

**X****Osaka 2007****Straight Final (Aug 25)**

|     |                   |     |                       |
|-----|-------------------|-----|-----------------------|
| 1,  | Tirunesh Dibaba   | ETH | 31:55.41              |
| 2,  | Kara Goucher      | USA | 32:02.05              |
| 3,  | Joanne Pavey      | GBR | 32:03.81              |
| 4,  | Kim Smith         | NZL | 32:06.89              |
| 5,  | Deena Kastor      | USA | 32:24.58              |
| 6,  | Ejegayehu Dibaba  | ETH | 32:30.44              |
| 7,  | Philes Ongori     | KEN | 32:30.74              |
| 8,  | Emily Chebet      | KEN | 32:31.21              |
| 9,  | Kayoko Fukushi    | JPN | 32:32.85              |
| 10, | Nathalie de Vos   | BEL | 32:38.60              |
| 11, | Inga Abitova      | RUS | 32:40.39              |
| 12, | Katie McGregor    | USA | 32:44.76              |
| 13, | Megumi Kinukawa   | JPN | 32:45.19              |
| 14, | Akane Wakita      | JPN | 32:48.68              |
| 15, | Asmae Leghzaoui   | MAR | 32:51.30              |
| 16, | Benita Johnson    | AUS | 32:55.94              |
| 17, | Aheza Kiros       | ETH | 33:06.60              |
| 18, | Evelyn Wambui     | KEN | 33:17.12              |
| 19, | Olga Kravtsova    | BLR |                       |
| 20, | Mestawet Tufa     | ETH | DNF                   |
| 21, | Nora Rocha        | MEX | DNF                   |
| 22, | Elvan Abeylegesse | TUR | DQ (r40.1) (31:59.40) |

Dibaba was the hot favourite to repeat as the champion, but events conspired to put this prediction in jeopardy. The heat (30°C) ensured a slow pace, and halfway was reached in a tortuous 16:29.24. At 6000m, Tufa and Johnson fell while Dibaba very nearly did so, and Dibaba then dropped 40m behind the field, suffering from stomach cramps. After 4 laps she managed to rejoin the field, and reacted when Abeylegesse speeded things up. The Ethiopian-born Turk covered the eighth kilometre in 3:07.62, and accelerated further to 3:02.45 with the ninth. Behind the leading two, Pavey, Smith and Goucher were fighting for third place, with Goucher covering her last 200m in 32.0 to ensure the bronze ahead of Pavey. Up ahead it was Dibaba back to form in the last lap, taking over from Abeylegesse at the bell, and cruising away to win by 30m. This time her last circuit took 60.11, with most of the work done in the penultimate 200m, covered in 29.38.

In August 2015, the Turkish Athletics Federation confirmed that Abeylegesse had failed a re-test of a doping control sample from Osaka

2007. She appealed against the decision, but in March 2017 her guilt was finally established, two years of her results were disqualified, and all those originally finishing below second place in this race were upgraded.

### Berlin 2009

#### Straight Final (Aug 15)

|  |                  |     |           |
|--|------------------|-----|-----------|
| 1,   | Linet Masai*     | KEN | 30:51.24* |
| 2,   | Meselech Melkamu | ETH | 30:51.34  |
| 3,   | Wude Ayalew*     | ETH | 30:51.95* |
| 4,   | Grace Momanyi*   | KEN | 30:52.25* |
| 5,   | Meseret Defar    | ETH | 30:52.37  |
| 6,   | Amy Yoder Begley | USA | 31:13.78  |
| 7,   | Yurika Nakamura* | JPN | 31:14.39* |
| 8,   | Kim Smith        | NZL | 31:21.42  |
| 9, Kayoko Fukushi JPN 31:23.49; 10, Inês Monteiro* POR 31:25.67*; 11, Florence Kiplagat* KEN 31:30.85*; 12, Ana Dulce Félix POR 31:30.90; 13, Shalane Flanagan USA 31:32.19; 14, Kseniya Agafonova* RUS 31:43.14*; 15, Ana Dias POR 31:49.91; 16, Katie McGregor USA 32:18.49; 17, Zhang Yingying* CHN 32:33.63*; 18, Liliya Shobukhova RUS 32:42.36; 19, Yukari Sahaku* JPN 33:41.17*; Mariya Kononova RUS DQ (r40.9). 31:26.94; Elvan Abeylegesse TUR DQ (r40.9) (DNF) |                  |     |           |

\* Cut in prematurely from outer stagger at start

Melkamu had run an African record 29:53.80 earlier in the season, but was not favourite, as Defar in her debut at the event had run 29:59.20 in poor conditions five weeks before the championships.

The pace was slow, with halfway reached in 15:45.19. Masai stepped things up sharply with 3000m to go, putting in a 71 second lap followed by circuits of 69.8 and 70.5. This ensured that the leading group of five – three Ethiopians and two Kenyans – were well clear of the field. Momanyi shared the pace with Masai who led at the bell (29:48.10). Defar went into the lead 350m from the finish and continued to lead from Melkamu with 100m to go, with Masai 2m back. Melkamu caught a faltering Defar with 40m left, but it became clear that Masai – despite her earlier efforts – had discovered a sprint finish which was closing in on the Ethiopian paring. The tall Kenyan caught Melkamu on line just as the Ethiopian had raised her arms to celebrate. Meanwhile Defar gave up and was passed by Ayalew and Momanyi.

After the race it registered that nine runners grouped in the outer stagger (asterisked above) – including Masai, Ayalew and Momanyi – may have run around six metres less than the entire race distance because they cut in immediately from the start as cones separating the echelons were not in place as required by IAAF rule 162.10. Therefore, while their times and placings will remain the same they are not eligible for statistical purposes.

### Daegu 2011

#### Straight Final (Aug 27)

|  |                  |     |          |
|--|------------------|-----|----------|
| 1,   | Vivian Cheruiyot | KEN | 30:48.98 |
| 2,   | Sally Kipyego    | KEN | 30:50.04 |
| 3,   | Linet Masai      | KEN | 30:53.59 |
| 4,   | Priscah Cherono  | KEN | 30:56.43 |
| 5,   | Meselech Melkamu | ETH | 30:56.55 |
| 6,   | Shitaye Eshete   | BRN | 31:21.57 |
| 7,   | Shalane Flanagan | USA | 31:25.57 |
| 8,   | Ana Dulce Félix  | POR | 31:37.03 |
| 9, Jen Rhines USA 31:47.59; 10, Jessica Augusto POR 32:06.68; 11, Tigist Kiros ETH 32:11.37; 12, Christelle Daunay FRA 32:22.20; 13, Kara Goucher USA 32:29.58; 14, Hikari Yoshimoto JPN 32:32.22; 15, Kayo Sugihara JPN 32:53.89; 16, Kristina Papp HUN 32:56.02; 17, Megumi Kinukawa JPN 34:08.37; Meseret Defar ETH DNF |                  |     |          |

An over-cautious first lap of 79.71 ensured that the race was never going to be fast, and the first 3000m was covered in 9:32.44 with Flanagan leading. From that point the race was fronted by Kenyans, with Masai doing most of the pacemaking. She passed halfway in 15:47.04. With the next 3000m covered in 9:08.23, the pack was reduced to four Kenyans and Melkamu. Defar again flopped in a world

10,000m final. She lost contact in the eighth kilometre and dropped out at 8400m.

Cheruiyot went to the front with 600m left, then kicked at the bell, with only Kibet able to respond. A final 200m of 30.1 saw Cheruiyot win by eight metres from Kipyego. Masai and Cherono came next so Kenya did even better their sweep in that morning's women marathon. All three medals and also fourth place.

### Moscow 2013

#### Straight Final (Aug 11)

|   |                  |     |          |
|---|------------------|-----|----------|
| 1,  | Tirunesh Dibaba  | ETH | 30:43.35 |
| 2,  | Gladys Cherono   | KEN | 30:45.17 |
| 3,  | Belaynesh Oljira | ETH | 30:46.98 |
| 4,  | Emily Chebet     | KEN | 30:47.02 |
| 5,  | Hitomi Niiya     | JPN | 30:56.70 |
| 6,  | Shitaye Eshete   | BRN | 31:13.79 |
| 7,  | Sally Chepyego   | KEN | 31:22.11 |
| 8,  | Shalane Flanagan | USA | 31:34.83 |
| 9, Yeshaneh Ababel ETH 32:02.09; 10, Christelle Daunay FRA 32:04.44; 11, Marisol Romero MEX 32:16.36; 12, Jordan Hasay USA 32:17.93; 13, Dulce Félix POR 32:36.73; 14, Amy Hastings USA 32:51.19; 15, Karolina Jarzyńska POL 32:54.15; 16, Juliet Chekwel UGA 32:57.02; 17, Gulshat Fazlitdinova RUS 33:31.49; Lara Tamsett AUS & Sabrina Mockenhaupt GER DNF |                  |     |          |

Fastest in the world before Moscow was Meseret Defar, but she opted for the 5000m, while the fastest over that event was Dibaba, who went for the 10,000m, a title she had won twice before and at both the World Championships and Olympic Games.

The 27° heat militated against a fast time, as did history. Not since 1991 had the race been run with a faster first half. Moscow 2013 was no exception, with Flanagan then Niiya the principal leaders. The Japanese led a group of nine ast the photo-cell beam at 5000m in 15:30.38 (15:30.44 by transponder). Niiya kept setting the pace with Dibaba settled in second place. Five laps from the finish, the lead group was down to five, Niiya, two Ethiopians and two Kenyans. At the start of the penultimate homestraight, Dibaba moved into the lead with only Cherono and Oljira able to follow. The imperious Ethiopian steadily built up a margin of more than 10m with her transponder-timed last lap of 59.92 (59.96 on photo-cell). Cherono was a clear second, with Oljira just holding off Chebet for third. The winner joined Valerie Adams, Allyson Felix and Maria Mutola as the only women to have won three individual world championships in a single event. Their record lasted only another 24 hours before Adams won her fourth title in the shot put.

This turned out to be the final race for the front-running Niiya, who later announced her retirement because of a persistent foot injury.

### Beijing 2015

#### Straight Final (Aug 24)

|   |                  |     |          |
|---|------------------|-----|----------|
| 1,  | Vivian Cheruiyot | KEN | 31:41.31 |
| 2,  | Gelete Burka     | ETH | 31:41.77 |
| 3,  | Emily Infeld     | USA | 31:43.49 |
| 4,  | Molly Huddle     | USA | 31:43.58 |
| 5,  | Sally Kipyego    | KEN | 31:44.42 |
| 6,  | Shalane Flanagan | USA | 31:46.23 |
| 7,  | Alemitu Haroye   | ETH | 31:49.73 |
| 8,  | Betsy Saina      | KEN | 31:51.35 |
| 9, Belaynesh Oljira ETH 31:53.01; 10, Susan Kuijken NED 31:54.32; 11, Jip Vastenburg NED 32:03.03; 12, Sara Moreira POR 32:06.14; 13, Kasumi Nishihara JPN 32:12.95; 14, Brenda Flores MEX 32:15.26; 15, Kate Avery GBR 32:16.19; 16, Trihas Gebre ESP 32:20.87; 17, Juliet Chekwel UGA 32:20.95; 18, Lanni Marchant CAN 32:22.50; 19, Dulce Félix POR 32:26.07; 20, Yuka Takashima JPN 32:27.79; 21, Almensch Belete BEL 32:47.62; 22, Rei Ohara JPN 32:47.74; 23, Natasha Wodak CAN 32:59.20; 24, Nazret Weldu ERI 35:14.18; Alia Mohamed Saeed UAE DNF |                  |     |          |

As in the Beijing 5000m (and indeed the Moscow 10,000m), the pace was set by the Japanese, this time Takashima and Ohara. Halfway was

reached in 16:11.99 by transponder. The pace was raised marginally over the next 4000m, but with two laps to go there were still nine in contention – three each from Kenya, Ethiopia and the USA. Huddle forced the pace until 300m remained, when Burka and Cheruiyot took over. The Kenyan proved stronger, with a last 100m in 14.5. The Kenyan covered her final 400m in 60.43 compared with Burka's also excellent 61.09. A parallel burn-up for the bronze looked set to be won by Huddle, but she made the mistake of easing up before the line. Infield nipped past on her inside to snatch third place.

| 10,000 METRES                             |                  |           |  |           |           |           |           |           |           |               |
|---|------------------|-----------|--|-----------|-----------|-----------|-----------|-----------|-----------|---------------|
| <b>Multiple Medallists:</b>               |                  |           |  |           |           |           |           |           |           |               |
| 3   | Berhane Adere    | ETH       | 01-2, 03-1, 05-2                               |           |           |           |           |           |           |               |
|   | Tirunesh Dibaba  | ETH       | 05-1, 07-1, 13-1                               |           |           |           |           |           |           |               |
| 2   | Zhong Huandi     | CHN       | 91-2, 93-2                                     |           |           |           |           |           |           |               |
|   | Sally Barsosio   | KEN       | 93-3, 97-1                                     |           |           |           |           |           |           |               |
|   | Tegla Loroupe    | KEN       | 95-3, 99-3                                     |           |           |           |           |           |           |               |
|   | Fernanda Ribeiro | POR       | 95-1, 97-2                                     |           |           |           |           |           |           |               |
|   | Derartu Tulu     | ETH       | 95-2, 01-1                                     |           |           |           |           |           |           |               |
|   | Gete Wami        | ETH       | 99-1, 01-3                                     |           |           |           |           |           |           |               |
|   | Linet Masai      | KEN       | 09-1, 11-3                                     |           |           |           |           |           |           |               |
|   | Vivian Cheruiyot | KEN       | 11-1, 15-1                                     |           |           |           |           |           |           |               |
| <b>Most Finals/Placings in Top Eight:</b> |                  |           |  |           |           |           |           |           |           |               |
| 5   | Adere            |           | 97-4, 99-7, 01-2, 03-1, 05-2                   |           |           |           |           |           |           |               |
| <b>Most Appearances:</b>                  |                  |           |  |           |           |           |           |           |           |               |
| 7   | Adere            |           | 93-14h2, 95-11h2, 97-4, 99-7, 01-2, 03-1, 05-2 |           |           |           |           |           |           |               |
| <b>National Placings:</b>                 |                  |           |  |           |           |           |           |           |           |               |
|   |                  | <b>1</b>  | <b>2</b>                                       | <b>3</b>  | <b>4</b>  | <b>5</b>  | <b>6</b>  | <b>7</b>  | <b>8</b>  | <b>Points</b> |
| ETH                                       | 6                | 6         | 4  | 1         | 2         | 3         | 2         | 1         |           | 141           |
| KEN                                       | 4                | 2         | 4  | 4         | 2         | 1         | 2         | 2         |           | 107           |
| CHN                                       | 1                | 2         | 2  | 1         | 1         | -         | 3         | 1         |           | 50            |
| USA                                       | -                | 1         | 1  | 1         | 3         | 3         | 1         | 2         |           | 43            |
| GBR                                       | 1                | 1         | 1  | 1         | 1         | 1         | -         | -         |           | 33            |
| POR                                       | 1                | 1         | -  | -         | -         | 1         | 2         | 1         |           | 23            |
| JPN                                       | -                | -         | 1  | 1         | 2         | -         | 1         | 1         |           | 22            |
| GER                                       | -                | -         | 1  | 1         | -         | 1         | -         | -         |           | 14            |
| RUS                                       | -                | -         | -  | -         | 1         | 2         | 1         | 1         |           | 13            |
| URS                                       | -                | 1         | -  | 1         | -         | -         | -         | -         |           | 12            |
| NOR                                       | 1                | -         | -  | -         | -         | -         | 1         | -         |           | 10            |
| NZL                                       | -                | -         | -  | 1         | -         | -         | -         | 1         |           | 6             |
| BRN                                       | -                | -         | -  | -         | -         | 2         | -         | -         |           | 6             |
| ITA                                       | -                | -         | -  | 1         | -         | -         | -         | -         |           | 5             |
| NED                                       | -                | -         | -  | 1         | -         | -         | -         | -         |           | 5             |
| RSA                                       | -                | -         | -  | -         | 1         | -         | -         | 1         |           | 5             |
| ROU                                       | -                | -         | -  | -         | 1         | -         | -         | -         |           | 4             |
| MAR                                       | -                | -         | -  | -         | -         | -         | 1         | -         |           | 2             |
| AUS                                       | -                | -         | -  | -         | -         | -         | -         | 1         |           | 1             |
| ESP                                       | -                | -         | -  | -         | -         | -         | -         | 1         |           | 1             |
| FRA                                       | -                | -         | -  | -         | -         | -         | -         | 1         |           | 1             |
| <b>Totals</b>                             | <b>14</b>        | <b>14</b> | <b>14</b>                                      | <b>14</b> | <b>14</b> | <b>14</b> | <b>14</b> | <b>14</b> | <b>14</b> | <b>504</b>    |

**Marathon Helsinki 1983**

**(Aug 7)**

|    |                    |     |         |
|----|--------------------|-----|---------|
| 1, | Grete Waitz        | NOR | 2:28:09 |
| 2, | Marianne Dickerson | USA | 2:31:09 |
| 3, | Raisa Smekhnova    | URS | 2:31:13 |
| 4, | Rosa Mota          | POR | 2:31:50 |
| 5, | Jacqueline Gareau  | CAN | 2:32:35 |
| 6, | Laura Fogli        | ITA | 2:33:31 |
| 7, | Regina Joyce       | IRL | 2:33:52 |
| 8, | Tuija Toivonen     | FIN | 2:34:14 |

9, Joyce Smith GBR 2:34:27; 10, Lutsiya Belyayeva URS 2:34:44; 11, Rita Marchisio ITA 2:35:08; 12, Debbie Eide USA 2:36:17; 13, Carey May IRL 2:36:28; 14, Glenys Quick NZL 2:37:14; 15, Monika Lövenich FRG 2:39:19; 16, Marja Vartiainen FIN 2:39:22; 17, Carla Beurskens NED 2:39:25; 18, Karolina Szabó HUN 2:40:23; 19, Christa Vahlensieck FRG 2:40:43; 20, Magda Ilands BEL 2:40:52; 21, Cindy Hamilton CAN 2:41:27; 22, Kathryn Binns GBR 2:42:12; 23, Zoya Ivanova URS 2:43:27; 24, Ngairé Drake NZL 2:43:51; 25, Jill Colwell AUS 2:45:07; 26, Jackie Turney AUS 2:45:43; 27, Sinikka Kippa FIN 2:46:10; 28, Dorothy Goertzen CAN 2:46:38; 29, Kersti Jacobsen DEN 2:46:48; 30, Ilona Zsilak HUN 2:46:48; 31, Mieko Tajima JPN 2:47:10; 32, Tuulikki Räisänen SWE 2:47:29; 33, Jarmila Urbanová TCH 2:48:28; 34, Mary O'Connor NZL 2:48:44; 35, Yuko Gordon HKG 2:48:51; 36, Zehava Shmueli ISR 2:49:07; 37, Mette Holm-Hansen

DEN 2:49:32; 38, Lone Dybdahl DEN 2:49:43; 39, Megan Sloane AUS 2:51:11; 40, Elizabeth Oberli-Schuh VEN 2:51:30; 41, Evy Palm SWE 2:51:49; 42, Heidi Jacobsen NOR 2:52:51; 43, Midde Hamrin SWE 2:52:53; 44, Deirdre Nagle IRL 2:53:07; 45, Iciar Martínez ESP 2:53:24; 46, Rita Borralho POR 2:53:41; 47, Oddrun Hovsengen NOR 2:54:04; 48, María-Luisa Ronquillo MEX 2:56:33; 49, Rumiko Kaneko JPN 2:58:53; 50, Son Yong-Hi PRK 2:59:10; 51, Kim Myong-Suk PRK 3:12:41  
**Did not finish:** Julie Brown USA, Kao Yueh-Mei TPE, Wu Jinmei CHN, Jayamani Kandasamy SGP, Chantal Langlace FRA, Charlotte Teske FRG, Yupin McConnell THA & Alba Milana ITA  
**Did not start:** Marie Deurbrock BEL, Glynis Penny GBR, Ng Lai-Chu HKG & Amy Cesaretti SMR

There were few more popular winners in Helsinki than the first of the week's gold medallists, Waitz. The four times New York marathon winner showed her experience by ignoring the break of Regina Joyce at 17Km. In very hot conditions, the Irishwoman built up a lead of 30 seconds from Brown, Smekhnova and Waitz at 20Km.

The chasers, led by Waitz, closed thereafter and the Norwegian took over at around 33Km. A sub-17:00 5Km section gave Waitz a 25-second lead from Smekhnova at 35Km. At this point, Brown was third before being forced to drop out with a sore achilles. Meanwhile, Waitz speeded up. She clocked 16:22 for the 5Km section up to 40Km and entered the stadium three minutes clear. On finishing, she was immediately necklaced with a massive laurel wreath which she later placed carefully on the side of the track before starting a victory lap.

Smekhnova came into the stadium in second place, but was passed by Dickerson. European Champion Mota took fourth while fifth place went to Gareau, who ran an extra 120m round the track before realising she had already finished the race. "It was the first time I've run a tactical race," said the winner, "and I liked it."

Waitz went on to take the 1984 Olympic silver medal and continued to run marathons in 1990, having established herself as a pioneering figure of women's distance running. The world of athletics suffered a huge loss when on April 19, 2011, Grete Waitz (57) passed away after a six-year battle with cancer.

"One of the brightest flames of the modern athletics era has been extinguished but the heroic deeds of Grete Waitz will live on eternally," remarked IAAF President Lamine Diack.

**Rome 1987**

**(Aug 29)**

|    |                        |     |         |
|----|------------------------|-----|---------|
| 1, | Rosa Mota              | POR | 2:25:17 |
| 2, | Zoya Ivanova           | URS | 2:32:38 |
| 3, | Jocelyne Villetton     | FRA | 2:32:53 |
| 4, | Bente Moe              | NOR | 2:33:21 |
| 5, | Yelena Tsukhlo         | URS | 2:33:55 |
| 6, | Yekaterina Khramenkova | URS | 2:34:23 |
| 7, | Nancy Ditz             | USA | 2:34:54 |
| 8, | Sinikka Kesitalo       | FIN | 2:35:16 |

9, Karolina Szabó HUN 2:36:18; 10, Miyuki Yamashita JPN 2:36:55; 11, Angie Pain GBR 2:38:12; 12, Antonella Bizioli ITA 2:38:52; 13, Mercedes Calleja ESP 2:38:58; 14, Uta Pippig GDR 2:39:30; 15, Agnès Pardaens BEL 2:39:52; 16, Odette Lapiere CAN 2:40:20; 17, Paula Fudge GBR 2:42:42; 18, Genováva Eichemann SUI 2:43:07; 19, María Luisa Irizar ESP 2:43:54; 20, Emma Scaunich ITA 2:44:32; 21, Evy Palm SWE 2:44:41; 22, Véronique Marot GBR 2:45:02; 23, Gabriela Wolf FRG 2:45:13; 24, Christine Kennedy IRL 2:45:47; 25, Hazel Stewart NZL 2:48:41; 26, Eriko Asai JPN 2:48:44; 27, Marianne Mukamurenzi RWA 2:49:38; 28, Rita Borralho POR 2:52:26; 29, Dorothy Goertzen CAN 2:53:11; 30, Lia Melis ARU 2:59:51; 31, Gina Coello HON 3:01:53; 32, María del Pilar Menendes GUA 3:16:20; 33, Julie Ogbourn GUM 3:30:56  
**Did not finish:** Cathy Twomey USA, Lisa Martin AUS, Renata Kokowska POL, Susan Stone CAN, Angelica de Almeida BRA, Kim Rosenquist USA, Maria Lelut FRA, Monika Schäfer FRG & Rita Marchisio ITA

The two-time European Champion Rota Mota ran perhaps her greatest ever race. In hot conditions (23°C, 73% humidity) and on a difficult course, the 29 year-old Portuguese clocked the second-fastest ever time for a women-only race.

Mota led as the runners left the stadium and continued to pull away. At 15k she was more than one minute up on the pack. She passed halfway in 71:54. Ivanova led the chasing pack at this point and held on for the silver medal, more than seven minutes behind Mota.



## Tokyo 1991

(Aug 25)

|     |                     |     |         |
|-----|---------------------|-----|---------|
| 1,  | Wanda Panfil        | POL | 2:29:53 |
| 2,  | Sachiko Yamashita   | JPN | 2:29:57 |
| 3,  | Katrin Dörre        | GER | 2:30:10 |
| 4,  | Yuko Arimori        | JPN | 2:31:08 |
| 5,  | Maria Rebelo        | FRA | 2:32:05 |
| 6,  | Kamila Gradus       | POL | 2:32:09 |
| 7,  | Manuela Machado     | POR | 2:32:33 |
| 8,  | Ramilya Burangulova | URS | 2:33:00 |
| 9,  | Iris Biba           | GER | 2:33:48 |
| 10, | Sally Ellis         | GBR | 2:35:09 |
| 11, | Sally Eastall       | GBR | 2:36:16 |
| 12, | Kumi Araki          | JPN | 2:38:27 |
| 13, | Joy Smith           | USA | 2:39:16 |
| 14, | Maria Trujillo      | USA | 2:39:28 |
| 15, | Fabiola Oppliger    | COL | 2:41:51 |
| 16, | Sissel Grottenberg  | NOR | 2:43:11 |
| 17, | Franziska Moser     | SUI | 2:44:07 |
| 18, | Pascaline Wangui    | KEN | 2:45:22 |
| 19, | Ena Guevara         | PER | 2:48:53 |
| 20, | Françoise Bonnet    | FRA | 2:48:57 |
| 21, | Lia Melis           | ARU | 2:58:18 |
| 22, | Mandy Lo            | HKG | 2:59:39 |
| 23, | Gina Coello         | HON | 2:59:54 |
| 24, | Graciela Caizabanda | ECU | 3:00:03 |

**Did not finish:** Dorthe S. Rasmussen DEN, Ludmila Melicherová TCH, Véronique Marot GBR, Laura Fogli ITA, Anna Villani ITA, Tatyana Zuyeva URS, Isabel Canto GUA, Marcia Narloch BRA, Aurora Cunha POR, Sandra Natal DOM, Rosa Mota POR, Chen Qingmei CHN, Valentina Yegorova URS, Joke Kleyweg NED & Gordon Bloch USA

Rosa Mota's great winning sequence in championship marathons came to an end when she fell back from the leaders at 24Km and dropped out at 26Km with abdominal pains. The Portuguese had been one of 10 women clear by halfway, led by Gradus (74:49). At 25Km the leading group had shrunk to six with Dörre leading from another Pole, Panfil. After another 10Km, these two had dropped all but Yamashita. The Japanese tried to break away at 40Km, but she could not shake off Panfil, who took a winning lead in the final 1200m.

Yamashita held on for second to win her country's first ever World Championship medal.

## Stuttgart 1993

(Aug 15)

|     |                     |     |         |
|-----|---------------------|-----|---------|
| 1,  | Junko Asari         | JPN | 2:30:03 |
| 2,  | Manuela Machado     | POR | 2:30:54 |
| 3,  | Tomoe Abe           | JPN | 2:31:01 |
| 4,  | Ramilya Burangulova | RUS | 2:33:03 |
| 5,  | Madina Biktajirova  | BLR | 2:34:36 |
| 6,  | Katrin Dörre        | GER | 2:35:20 |
| 7,  | Frith van der Merwe | RSA | 2:35:56 |
| 8,  | Kim Jones           | USA | 2:36:33 |
| 9,  | Kamila Gradus       | POL | 2:36:48 |
| 10, | Farida Sultanova    | RUS | 2:37:59 |
| 11, | Akemi Matsuno       | JPN | 2:38:04 |
| 12, | Maria Rebelo        | FRA | 2:38:33 |
| 13, | Anna Rybicka        | POL | 2:39:44 |
| 14, | Marion Sutton       | GBR | 2:39:45 |
| 15, | Judit Nagy          | HUN | 2:41:06 |
| 16, | Karen Macleod       | GBR | 2:41:46 |
| 17, | Ana Isabel Alonso   | ESP | 2:42:53 |
| 18, | Ritva Lemettinen    | FIN | 2:45:05 |
| 19, | Jane Welzel         | USA | 2:46:08 |
| 20, | Elena Javornik      | SLO | 2:51:06 |
| 21, | Emperatriz Wilson   | CUB | 2:54:11 |
| 22, | Su Tzu-Ning         | TPE | 2:58:37 |
| 23, | Winnie Ng Lai Chu   | HKG | 2:58:41 |

**Did not finish:** Danuta Bartoszek CAN, Gabrielle O'Rourke NZL, Anne Van Schuppen NED, Claudia Metzner GER, Birgit Jerschabek GER, Bettina Sabatini ITA, Rosanna Munerotto ITA, Rkia Maraoui MAR & Ma Liyan CHN

**Did not start:** Sally Eastall GBR

One day before China made such an impression on the Stuttgart World Championships, Japan had already shown the strength of Asian women distance runners by taking marathon gold and bronze.

After the USA's Kim Jones had led at halfway in 74:39, Machado made her bid, opening up a gap of 30m on Asari and Abe. The Portuguese continued to lead until 36Km, when Asari moved ahead. The Japanese drew clear to win comfortably. She entered the stadium with her sunglasses clipped to her running shorts.

The gallant Machado took the silver ahead of Abe. The two Japanese waited for their teammate Matsuno (11th) to finish before starting their victory lap.

## Gothenburg 1995

(Aug 5) (Race was 400m short of marathon distance)

|    |                 |     |         |
|----|-----------------|-----|---------|
| 1, | Manuela Machado | POR | 2:25:39 |
| 2, | Anuța Cătuță    | ROU | 2:26:25 |

|     |                     |         |         |
|-----|---------------------|---------|---------|
| 3,  | Ornella Ferrara     | ITA     | 2:30:11 |
| 4,  | Małgorzata Sobanska | POL     | 2:31:10 |
| 5,  | Ritva Lemettinen    | FIN     | 2:31:19 |
| 6,  | Monica Pont         | ESP     | 2:31:53 |
| 7,  | Linda Somers        | USA     | 2:32:12 |
| 8,  | Sonja Krolik        | GER     | 2:32:17 |
| 9,  | Sachiyo Seiyama     | JPN     | 2:33:07 |
| 10, | Lidia Şimon         | ROU     | 2:33:18 |
| 11, | Miki Igarashi       | JPN     | 2:34:34 |
| 12, | Yukari Komatsu      | JPN     | 2:35:33 |
| 13, | Kirsi Rauta         | FIN     | 2:35:39 |
| 14, | Jane Salumäe        | EST     | 2:35:53 |
| 15, | Keryn McCann        | AUS     | 2:36:29 |
| 16, | Kimberly Jones      | USA     | 2:37:06 |
| 17, | Ingmarie Nilsson    | SWE     | 2:37:17 |
| 18, | Susan Mahony        | AUS     | 2:37:38 |
| 19, | Fatuma Roba         | ETH     | 2:39:27 |
| 20, | Nelly Glauser       | SUI     | 2:40:42 |
| 21, | Maria Luisa Muñoz   | ESP     | 2:41:37 |
| 22, | Trudi Thomson       | GBR     | 2:41:42 |
| 23, | Judit Nagy          | HUN     | 2:42:03 |
| 24, | Larisa Zyusko       | RUS     | 2:42:12 |
| 25, | Cathy Shum          | IRL     | 2:43:20 |
| 26, | Nurten Taşdemir     | TUR     | 2:44:36 |
| 27, | Aura Buia           | ROU     | 2:45:13 |
| 28, | Alison Rose         | GBR     | 2:45:52 |
| 29, | Nyla Carroll        | NZL     | 2:50:25 |
| 30, | Winnie Ng Lai Chu   | HKG     | 3:01:08 |
| 31, | Isabel Tum GUA      | 3:02:02 |         |
| 32, | Gilda Méndez        | PAN     | 3:05:00 |

**Did not finish:** Dorthe Rasmussen DEN, Birgit Jerschabek GER, Nadia Prasad FRA, Carole Rouillard CAN, Guadalupe Loma MEX, Angelina Kanana KEN, Anita Haakenstad NOR, Rocio Rios ESP, Nadezhda Ilyina RUS, Marina Belyayeva RUS & Elaine Van Blunk USA

**Did not start:** Janet Mayal BRA

The first of the Gothenburg titles was won in impressive style by the European Champion Machado, who ran brilliantly when the temperature was 24°C in the shade. Machado and World Cup winner Cătuță were among the leading group of eight at around 15Km. The pair started to draw clear at 18Km and by 25Km had opened up a 90-second lead. At 30Km, Machado broke clear decisively.

The winning time of 2:25:39 was impressive in the conditions. However, late in the evening it was revealed that the race was short by 400m. "The runners were supposed to run four laps before leaving the stadium but instead ran three," explained Competition Director Carl-Gustav Tollemar. "This means they only ran 41,795m in total. I deeply regret this unfortunate mistake which will not affect the final placings." This error was not noticed until after the end of the race.

The woman to suffer most from the mistake was Sobanska, who eased off after thinking she had started too quickly. She finished strongly in fourth place and felt she might otherwise have had a chance to catch Ferrara.

"I never doubted myself," said Machado, who ran the second half of the race in 72:57. "I knew all along that I would win. When I woke up I felt perfect and my confidence only got better." With an extra 400m her time would have been in the region of 2:27:00 compared with her personal best of 2:27:42.

## Athens 1997

(Aug 9)

|     |                          |     |         |
|-----|--------------------------|-----|---------|
| 1,  | Hiroshi Suzuki           | JPN | 2:29:48 |
| 2,  | Manuela Machado          | POR | 2:31:12 |
| 3,  | Lidia Şimon              | ROU | 2:31:55 |
| 4,  | Takako Tobise            | JPN | 2:32:18 |
| 5,  | Ornella Ferrara          | ITA | 2:33:10 |
| 6,  | Iris Biba                | GER | 2:34:06 |
| 7,  | Sonja Oberem             | GER | 2:35:28 |
| 8,  | Franziska Rochat-Moser   | SUI | 2:36:16 |
| 9,  | Yelena Razdrogina        | RUS | 2:36:37 |
| 10, | Nobuko Fujimura          | JPN | 2:36:51 |
| 11, | Anuța Cătuță             | ROU | 2:38:38 |
| 12, | Maria Polizou            | GRE | 2:39:10 |
| 13, | Franca Fiacconi          | ITA | 2:39:53 |
| 14, | Christine Mallo          | FRA | 2:40:55 |
| 15, | Elfenesh Alemu           | ETH | 2:41:00 |
| 16, | Grete Kirkeberg          | NOR | 2:41:05 |
| 17, | Maryse Le Gallo          | FRA | 2:41:08 |
| 18, | Aurica Buia              | ROU | 2:41:45 |
| 19, | Mariko Hara              | JPN | 2:42:00 |
| 20, | Heather Turland          | AUS | 2:42:12 |
| 21, | Rocio Rios               | ESP | 2:42:18 |
| 22, | Judit Földingné-Nagy     | HUN | 2:42:21 |
| 23, | Angharad Mair            | GBR | 2:42:31 |
| 24, | Laura Fogli              | ITA | 2:43:28 |
| 25, | Cheryl Collins           | USA | 2:43:42 |
| 26, | Olga Yudenkova           | BLR | 2:43:47 |
| 27, | Anna Villani             | ITA | 2:43:58 |
| 28, | Sally Goldsmith          | GBR | 2:44:20 |
| 29, | Tomoe Abe                | JPN | 2:45:19 |
| 30, | Nuta Olaru               | ROU | 2:47:12 |
| 31, | Yelena Vinnitskaya       | BLR | 2:47:57 |
| 32, | Manuela Veith            | RUS | 2:48:45 |
| 33, | Aslefach Assefa          | ETH | 2:48:54 |
| 34, | Evelyn Mura              | FRA | 2:48:57 |
| 35, | Danielle Sanderson       | GBR | 2:49:03 |
| 36, | Julia Kirtland           | USA | 2:49:43 |
| 37, | Anfisa Kosachova         | RUS | 2:50:29 |
| 38, | Grace de Oliveira        | RSA | 2:50:36 |
| 39, | Gaëlle Houitte           | FRA | 2:50:38 |
| 40, | Jeanne Peterson          | USA | 2:51:59 |
| 41, | Irina Timofeyeva         | RUS | 2:53:01 |
| 42, | Panayioti Nikolakopoulou | GRE | 2:54:03 |
| 43, | Lo Ma-Yi                 | HKG | 2:54:59 |
| 44, | Alemitu Bekele           | ETH | 2:55:06 |
| 45, | Yeoryia Ambatzidou       | GRE | 2:56:58 |
| 46, | Marisol Vargas           | MEX | 2:58:22 |
| 47, | Carolyn Hunter-Rowe      | GBR | 3:01:01 |
| 48, | May Allison              | CAN | 3:01:26 |
| 49, | Danuta Bartoszek         | CAN | 3:01:30 |
| 50, | Rita Toto                | RSA | 3:04:05 |
| 51, | Rosa Salinas             | MEX | 3:12:55 |
| 52, | Gina Coello              | HON | 3:17:33 |
| 53, | Alexandra DeSnoo         | ARU | 3:22:08 |
| 54, | Guylsara Dadabayeva      | TJK | 3:30:45 |

**Did not finish:** Nicole Carroll AUS, Galina Baruk BLR, Yelena Mazovka BLR, Flor Venegas CHI, Jane Salumäe EST, Gadisay Edato ETH, Fatuma Roba ETH, Josette Colomb-Janin FRA, Birgit Jerschabek GER, Paraskevi Kastriiti GRE, Hrisoula Souma GRE, Sonia Maccioni ITA, Angelina Pitso LES, Lucia Rendón MEX, Maria Elena Reyna MEX, Anita Häkenstad NOR, Rosa Oliveira POR, Alina Tecuta ROU, Alina Ivanova RUS, Mary Alico USA & Patty Valadka USA

The race was expected to be a duel between defending champion Machado and Olympic gold medallist Roba but the Ethiopian, leader at halfway in 1:15:42, was reduced by injury to a walk shortly afterwards and failed to finish. The Portuguese had to settle for a distant second place, the outstanding winner being Japanese 10,000m record holder Suzuki, who was contesting only her third marathon after having placed second both in Osaka in 1996 (2:26:27) and in Nagoya earlier in 1997 (2:29:36). She broke away in the 28th kilometre and despite the hot weather and a tough course she covered the first half in 1:15:46 and the second in 1:14:02 to win by some 400m and lead Japan to World Cup team victory. Although violently sick during the race, Şimon moved into third place at 39Km.

#### IAAF World Marathon Cup (5 to run, 3 to score)

|                       |                     |         |
|-----------------------|---------------------|---------|
| 1, Japan              | 7:38:57             |         |
| 2, Romania            | 7:52:18             |         |
| 3, Italy              | 7:56:31             |         |
| 4, Germany            | 7:58:19             |         |
| 5, France             | 8:11:00             |         |
| 6, Great Britain & NI | 8:15:54             |         |
| 7, Russia             | 8:20:07             |         |
| 8, Ethiopia           | 8:25:00             |         |
| 9, United States      | 8:25:54; 10, Greece | 8:30:11 |

#### Seville 1999

(Aug 29)

|                    |     |                           |     |                             |     |                          |     |                           |     |                              |     |                                |     |                          |     |                              |     |  |     |                               |     |                              |     |                          |     |                            |     |                            |     |                        |     |                             |     |                            |     |                                 |     |                                  |     |                                |     |                           |     |                           |     |                         |     |                                |     |                                |     |                             |     |                                |     |                            |     |                           |     |                             |     |                             |     |                          |     |                                  |     |         |
|--------------------|-----|---------------------------|-----|-----------------------------|-----|--------------------------|-----|---------------------------|-----|------------------------------|-----|--------------------------------|-----|--------------------------|-----|------------------------------|-----|--|-----|-------------------------------|-----|------------------------------|-----|--------------------------|-----|----------------------------|-----|----------------------------|-----|------------------------|-----|-----------------------------|-----|----------------------------|-----|---------------------------------|-----|----------------------------------|-----|--------------------------------|-----|---------------------------|-----|---------------------------|-----|-------------------------|-----|--------------------------------|-----|--------------------------------|-----|-----------------------------|-----|--------------------------------|-----|----------------------------|-----|---------------------------|-----|-----------------------------|-----|-----------------------------|-----|--------------------------|-----|----------------------------------|-----|---------|
| 1, Jong Song-ok    | PRK | 2:26:59                   |     |                             |     |                          |     |                           |     |                              |     |                                |     |                          |     |                              |     |  |     |                               |     |                              |     |                          |     |                            |     |                            |     |                        |     |                             |     |                            |     |                                 |     |                                  |     |                                |     |                           |     |                           |     |                         |     |                                |     |                                |     |                             |     |                                |     |                            |     |                           |     |                             |     |                             |     |                          |     |                                  |     |         |
| 2, Ari Ichihashi   | JPN | 2:27:02                   |     |                             |     |                          |     |                           |     |                              |     |                                |     |                          |     |                              |     |  |     |                               |     |                              |     |                          |     |                            |     |                            |     |                        |     |                             |     |                            |     |                                 |     |                                  |     |                                |     |                           |     |                           |     |                         |     |                                |     |                                |     |                             |     |                                |     |                            |     |                           |     |                             |     |                             |     |                          |     |                                  |     |         |
| 3, Lidia Şimon     | ROU | 2:27:41                   |     |                             |     |                          |     |                           |     |                              |     |                                |     |                          |     |                              |     |  |     |                               |     |                              |     |                          |     |                            |     |                            |     |                        |     |                             |     |                            |     |                                 |     |                                  |     |                                |     |                           |     |                           |     |                         |     |                                |     |                                |     |                             |     |                                |     |                            |     |                           |     |                             |     |                             |     |                          |     |                                  |     |         |
| 4, Fatuma Roba     | ETH | 2:28:04                   |     |                             |     |                          |     |                           |     |                              |     |                                |     |                          |     |                              |     |  |     |                               |     |                              |     |                          |     |                            |     |                            |     |                        |     |                             |     |                            |     |                                 |     |                                  |     |                                |     |                           |     |                           |     |                         |     |                                |     |                                |     |                             |     |                                |     |                            |     |                           |     |                             |     |                             |     |                          |     |                                  |     |         |
| 5, Efenesh Alemu   | ETH | 2:28:52                   |     |                             |     |                          |     |                           |     |                              |     |                                |     |                          |     |                              |     |  |     |                               |     |                              |     |                          |     |                            |     |                            |     |                        |     |                             |     |                            |     |                                 |     |                                  |     |                                |     |                           |     |                           |     |                         |     |                                |     |                                |     |                             |     |                                |     |                            |     |                           |     |                             |     |                             |     |                          |     |                                  |     |         |
| 6, Sonja Oberem    | GER | 2:28:55                   |     |                             |     |                          |     |                           |     |                              |     |                                |     |                          |     |                              |     |  |     |                               |     |                              |     |                          |     |                            |     |                            |     |                        |     |                             |     |                            |     |                                 |     |                                  |     |                                |     |                           |     |                           |     |                         |     |                                |     |                                |     |                             |     |                                |     |                            |     |                           |     |                             |     |                             |     |                          |     |                                  |     |         |
| 7, Manuela Machado | POR | 2:29:11                   |     |                             |     |                          |     |                           |     |                              |     |                                |     |                          |     |                              |     |  |     |                               |     |                              |     |                          |     |                            |     |                            |     |                        |     |                             |     |                            |     |                                 |     |                                  |     |                                |     |                           |     |                           |     |                         |     |                                |     |                                |     |                             |     |                                |     |                            |     |                           |     |                             |     |                             |     |                          |     |                                  |     |         |
| 8, Kayoko Obata    | JPN | 2:29:11                   |     |                             |     |                          |     |                           |     |                              |     |                                |     |                          |     |                              |     |  |     |                               |     |                              |     |                          |     |                            |     |                            |     |                        |     |                             |     |                            |     |                                 |     |                                  |     |                                |     |                           |     |                           |     |                         |     |                                |     |                                |     |                             |     |                                |     |                            |     |                           |     |                             |     |                             |     |                          |     |                                  |     |         |
| 9, Claudia Dreher  | GER | 2:29:22; 10, Kim Chang-ok | PRK | 2:29:26; 11, Esther Wanjiru | KEN | 2:29:36; 12, Sun Yingjie | CHN | 2:30:12; 13, Florina Pana | ROU | 2:30:28; 14, Firiya Zhdanova | RUS | 2:30:45; 15, Ana Isabel Alonso | ESP | 2:31:38; 16, Junko Asari | JPN | 2:31:39; 17, Mayumi Ichikawa | JPN | 2:32:01; 18, Marie Söderström-Lundberg | SWE | 2:35:25; 19, Constantina Diţă | ROU | 2:36:28; 20, Silvana Trampuz | AUS | 2:36:49; 21, Mónica Pont | ESP | 2:36:57; 22, Manuela Veith | GER | 2:37:24; 23, Kerryn McCann | AUS | 2:38:31; 24, Anke Laws | GER | 2:38:57; 25, Alina Gherasim | ROU | 2:39:29; 26, Gadisay Edeto | ETH | 2:40:03; 27, Elizabeth Mongudhi | NAM | 2:40:07; 28, Angelines Rodríguez | ESP | 2:40:10; 29, Zinaida Semyonova | RUS | 2:41:33; 30, Jane Salumäe | EST | 2:41:50; 31, Fátima Silva | POR | 2:42:55; 32, Marie Boyd | USA | 2:44:16; 33, Maria Luisa Muñoz | ESP | 2:45:00; 34, Lete Yesus Berehe | ETH | 2:45:28; 35, Maria Trujillo | USA | 2:46:36; 36, Mary Lynn Currier | USA | 2:48:05; 37, Mimi Corcoran | USA | 2:49:21; 38, Cindy Keeler | USA | 2:53:04; 39, Sarah Mahlangu | RSA | 2:54:12; 40, Anna Markelova | TKM | 2:58:04; 41, Gina Coello | HON | 2:58:11; 42, Guylsara Dadabayeva | TJK | 3:23:01 |

**Did not finish:** Nicole Carroll AUS, Heather Turland AUS, Abeba Tola ETH, Christine Mallo FRA, Maria Polizou GRE, Anuţa Cătună ROU, Elizabeth McCaul RSA, Yelena Gundelakh RUS & Irina Timofeyeva RUS

**Did not start:** Naoko Takahashi

She never ran another marathon but by becoming the first North Korean to capture any world title Jong Song-ok created history in Seville. With a best time of 2:29:54 from 1996 she was not even the PRK's no. 1 in Seville, for Kim Chang-ok had run 2:27:02. Despite the temperature rising from 24°C at the 9.05 am start to 32° by the finish, she clocked the startling national record time of 2:26:59 and won the closest World Championships marathon yet. With Naoko Takahashi out with a hip injury (on the morning of the race), Japanese hopes were pinned mainly on 1993 champion Asari but it was 21 year-old Ichihashi, whose previous best was 2:28:29, who fought it out for the gold, losing by just 3 seconds.

A pack of 15 reached halfway in 1:14:30 but after 2 hours of running only Ichihashi, Şimon and Jong were able to stay with the Olympic Champion, Roba. Soon afterwards Roba burst away and it looked all over but with 4 kilometres to go she was caught by the two Asians, who battled to the finish, and was later overtaken also by Şimon. The second half was completed by the winner in 1:12:29, amazing running in the conditions. Japan comfortably won the World Cup team contest held in conjunction.

#### IAAF World Marathon Cup (5 to run, 3 to score)

|                  |         |
|------------------|---------|
| 1, Japan         | 7:27:52 |
| 2, Romania       | 7:34:37 |
| 3, Germany       | 7:35:41 |
| 4, Ethiopia      | 7:36:59 |
| 5, Spain         | 7:48:45 |
| 6, United States | 8:18:57 |

#### Edmonton 2001

(Aug 12)

|                       |     |                               |     |                               |     |  |     |                          |     |                              |     |                         |     |                           |     |                             |     |                              |     |                           |     |                              |     |                             |     |                           |     |                            |     |  |     |                         |     |                           |     |                                  |     |                              |     |                                |     |                             |     |                             |     |                            |     |                            |     |                             |     |                       |     |                                 |     |                             |     |                               |     |                           |     |                               |     |                                  |     |                             |     |                               |     |                          |     |                          |     |                                  |     |                                |     |                                    |     |                              |     |                                |     |                           |     |                             |     |         |
|-----------------------|-----|-------------------------------|-----|-------------------------------|-----|--|-----|--------------------------|-----|------------------------------|-----|-------------------------|-----|---------------------------|-----|-----------------------------|-----|------------------------------|-----|---------------------------|-----|------------------------------|-----|-----------------------------|-----|---------------------------|-----|----------------------------|-----|--|-----|-------------------------|-----|---------------------------|-----|----------------------------------|-----|------------------------------|-----|--------------------------------|-----|-----------------------------|-----|-----------------------------|-----|----------------------------|-----|----------------------------|-----|-----------------------------|-----|-----------------------|-----|---------------------------------|-----|-----------------------------|-----|-------------------------------|-----|---------------------------|-----|-------------------------------|-----|----------------------------------|-----|-----------------------------|-----|-------------------------------|-----|--------------------------|-----|--------------------------|-----|----------------------------------|-----|--------------------------------|-----|------------------------------------|-----|------------------------------|-----|--------------------------------|-----|---------------------------|-----|-----------------------------|-----|---------|
| 1, Lidia Şimon        | ROU | 2:26:01                       |     |                               |     |  |     |                          |     |                              |     |                         |     |                           |     |                             |     |                              |     |                           |     |                              |     |                             |     |                           |     |                            |     |  |     |                         |     |                           |     |                                  |     |                              |     |                                |     |                             |     |                             |     |                            |     |                            |     |                             |     |                       |     |                                 |     |                             |     |                               |     |                           |     |                               |     |                                  |     |                             |     |                               |     |                          |     |                          |     |                                  |     |                                |     |                                    |     |                              |     |                                |     |                           |     |                             |     |         |
| 2, Reiko Tosa         | JPN | 2:26:06                       |     |                               |     |  |     |                          |     |                              |     |                         |     |                           |     |                             |     |                              |     |                           |     |                              |     |                             |     |                           |     |                            |     |  |     |                         |     |                           |     |                                  |     |                              |     |                                |     |                             |     |                             |     |                            |     |                            |     |                             |     |                       |     |                                 |     |                             |     |                               |     |                           |     |                               |     |                                  |     |                             |     |                               |     |                          |     |                          |     |                                  |     |                                |     |                                    |     |                              |     |                                |     |                           |     |                             |     |         |
| 3, Svetlana Zakharova | RUS | 2:26:18                       |     |                               |     |  |     |                          |     |                              |     |                         |     |                           |     |                             |     |                              |     |                           |     |                              |     |                             |     |                           |     |                            |     |  |     |                         |     |                           |     |                                  |     |                              |     |                                |     |                             |     |                             |     |                            |     |                            |     |                             |     |                       |     |                                 |     |                             |     |                               |     |                           |     |                               |     |                                  |     |                             |     |                               |     |                          |     |                          |     |                                  |     |                                |     |                                    |     |                              |     |                                |     |                           |     |                             |     |         |
| 4, Yoko Shibui        | JPN | 2:26:33                       |     |                               |     |  |     |                          |     |                              |     |                         |     |                           |     |                             |     |                              |     |                           |     |                              |     |                             |     |                           |     |                            |     |  |     |                         |     |                           |     |                                  |     |                              |     |                                |     |                             |     |                             |     |                            |     |                            |     |                             |     |                       |     |                                 |     |                             |     |                               |     |                           |     |                               |     |                                  |     |                             |     |                               |     |                          |     |                          |     |                                  |     |                                |     |                                    |     |                              |     |                                |     |                           |     |                             |     |         |
| 5, Sonja Oberem       | GER | 2:28:17                       |     |                               |     |  |     |                          |     |                              |     |                         |     |                           |     |                             |     |                              |     |                           |     |                              |     |                             |     |                           |     |                            |     |  |     |                         |     |                           |     |                                  |     |                              |     |                                |     |                             |     |                             |     |                            |     |                            |     |                             |     |                       |     |                                 |     |                             |     |                               |     |                           |     |                               |     |                                  |     |                             |     |                               |     |                          |     |                          |     |                                  |     |                                |     |                                    |     |                              |     |                                |     |                           |     |                             |     |         |
| 6, Florence Barsosio  | KEN | 2:28:36                       |     |                               |     |  |     |                          |     |                              |     |                         |     |                           |     |                             |     |                              |     |                           |     |                              |     |                             |     |                           |     |                            |     |  |     |                         |     |                           |     |                                  |     |                              |     |                                |     |                             |     |                             |     |                            |     |                            |     |                             |     |                       |     |                                 |     |                             |     |                               |     |                           |     |                               |     |                                  |     |                             |     |                               |     |                          |     |                          |     |                                  |     |                                |     |                                    |     |                              |     |                                |     |                           |     |                             |     |         |
| 7, Shitaye Gemechu    | ETH | 2:28:40                       |     |                               |     |  |     |                          |     |                              |     |                         |     |                           |     |                             |     |                              |     |                           |     |                              |     |                             |     |                           |     |                            |     |  |     |                         |     |                           |     |                                  |     |                              |     |                                |     |                             |     |                             |     |                            |     |                            |     |                             |     |                       |     |                                 |     |                             |     |                               |     |                           |     |                               |     |                                  |     |                             |     |                               |     |                          |     |                          |     |                                  |     |                                |     |                                    |     |                              |     |                                |     |                           |     |                             |     |         |
| 8, Lyubov Morgunova   | RUS | 2:28:54                       |     |                               |     |  |     |                          |     |                              |     |                         |     |                           |     |                             |     |                              |     |                           |     |                              |     |                             |     |                           |     |                            |     |  |     |                         |     |                           |     |                                  |     |                              |     |                                |     |                             |     |                             |     |                            |     |                            |     |                             |     |                       |     |                                 |     |                             |     |                               |     |                           |     |                               |     |                                  |     |                             |     |                               |     |                          |     |                          |     |                                  |     |                                |     |                                    |     |                              |     |                                |     |                           |     |                             |     |         |
| 9, Kazumi Matsuo      | JPN | 2:29:57; 10, Constantina Diţă | ROU | 2:30:38; 11, Irina Timofeyeva | RUS | 2:30:48; 12, Firiya Sultanova-Zhdanova | RUS | 2:30:58; 13, Fatuma Roba | ETH | 2:31:10; 14, Ornella Ferrara | ITA | 2:32:45; 15, Nuta Olaru | ROU | 2:33:05; 16, Yun Sun-Sook | KOR | 2:33:09; 17, Bruna Genovese | ITA | 2:33:13; 18, Marleen Renders | BEL | 2:33:25; 19, Meseret Kotu | ETH | 2:33:43; 20, Rosaria Console | ITA | 2:34:11; 21, Tiziana Alagia | ITA | 2:34:45; 22, Rie Matsuoka | JPN | 2:34:45; 23, Melanie Kraus | GER | 2:34:51; 24, Marie Söderström-Lundberg | SWE | 2:35:00; 25, Maria Abel | ESP | 2:35:09; 26, Sara Ferrari | ITA | 2:36:07; 27, Maria Luisa Lárraga | ESP | 2:36:20; 28, Marta Fernández | ESP | 2:37:09; 29, Griselda González | ESP | 2:37:52; 30, Alina Gherasim | ROU | 2:38:19; 31, Tadelech Birra | ETH | 2:39:10; 32, Jill Gaitenby | USA | 2:39:20; 33, Tina Connelly | CAN | 2:40:16; 34, Sandy Jacobson | CAN | 2:40:24; 35, Eva Sanz | ESP | 2:41:16; 36, Elizabeth Mongudhi | NAM | 2:42:23; 37, Takami Ominami | JPN | 2:42:25; 38, Isabelle Ledroit | CAN | 2:43:30; 39, Teresa Duffy | IRL | 2:43:33; 40, Susan Michelsson | AUS | 2:46:14; 41, Michelle Simonaitis | USA | 2:46:20; 42, Rosa Gutierrez | USA | 2:49:08; 43, Danuta Bartoszek | CAN | 2:50:06; 44, Tania Jones | CAN | 2:50:46; 45, Rachel Cook | USA | 2:53:21; 46, Guylsara Dadabayeva | TJK | 2:54:12; 47, Alexa Babakhanian | ARM | 2:56:57; 48, Magda Milady Castillo | HON | 2:57:17; 49, Margarita Conde | GUA | 3:03:03; 50, Angelina Cornelio | GUA | 3:12:21; 51, Herlinda Xol | GUA | 3:14:29; 52, Lindiwe Maziya | SWZ | 3:23:19 |

**Did not finish:** Efenesh Alemu ETH, Zahia Dahmani FRA, Katrin Wessel GER, Cristina Pomacu ROU, Jennifer Tonkin USA & Irina Matrosova UZB

One of the most bemedalled women in World Championship marathoning and half-marathoning, Lidia Şimon, finally won a gold medal on the last morning of action in Edmonton. It was another Romanian, Diţă, who dominated the first half of the race which she covered in 72:17 to lead by almost two minutes. She was caught by a qualitative chasing pack after 32Km and soon Tosa was forcing the pace with only Şimon, Shibui and Zakharova able to follow.

By 40Km, the race was down to Tosa and Şimon. It looked as if the two might enter the stadium together before Şimon surged ahead on the final approach. She ran her halves of the race in 74:08 and 71:53. Zakharova outran Shibui for the bronze. In fifth place, Sonja Oberem maintained her gradual progression at these championships. She had been eighth in 1995, seventh in 1997 and sixth in 1999!

#### IAAF World Marathon Cup (5 to run, 3 to score)

|                  |         |
|------------------|---------|
| 1, Japan         | 7:22:36 |
| 2, Russia        | 7:26:00 |
| 3, Romania       | 7:29:44 |
| 4, Ethiopia      | 7:33:33 |
| 5, Italy         | 7:40:09 |
| 6, Spain         | 7:48:38 |
| 7, Canada        | 8:04:10 |
| 8, United States | 8:14:48 |
| 9, Guatemala     | 9:29:53 |

## Paris 2003

## (Aug 31)

|    |                    |     |                              |     |                         |     |                            |     |                          |     |                       |     |                         |     |                           |     |                           |     |                              |     |                        |     |                            |     |                             |     |                                |     |                               |     |                         |     |                            |     |  |     |                             |     |                             |     |                           |     |                           |     |                            |     |                            |     |                            |     |                             |     |                          |     |                     |     |                                 |     |                                 |     |                       |     |                               |     |                                |     |                             |     |                               |     |                              |     |                          |     |                            |     |                           |     |                            |     |                                |     |                           |     |                              |     |                            |     |                             |     |                          |     |                          |     |                           |     |                                     |     |                           |     |                          |     |                            |     |                              |     |                          |     |         |
|----|--------------------|-----|------------------------------|-----|-------------------------|-----|----------------------------|-----|--------------------------|-----|-----------------------|-----|-------------------------|-----|---------------------------|-----|---------------------------|-----|------------------------------|-----|------------------------|-----|----------------------------|-----|-----------------------------|-----|--------------------------------|-----|-------------------------------|-----|-------------------------|-----|----------------------------|-----|--|-----|-----------------------------|-----|-----------------------------|-----|---------------------------|-----|---------------------------|-----|----------------------------|-----|----------------------------|-----|----------------------------|-----|-----------------------------|-----|--------------------------|-----|---------------------|-----|---------------------------------|-----|---------------------------------|-----|-----------------------|-----|-------------------------------|-----|--------------------------------|-----|-----------------------------|-----|-------------------------------|-----|------------------------------|-----|--------------------------|-----|----------------------------|-----|---------------------------|-----|----------------------------|-----|--------------------------------|-----|---------------------------|-----|------------------------------|-----|----------------------------|-----|-----------------------------|-----|--------------------------|-----|--------------------------|-----|---------------------------|-----|-------------------------------------|-----|---------------------------|-----|--------------------------|-----|----------------------------|-----|------------------------------|-----|--------------------------|-----|---------|
| 1, | Catherine Ndereba  | KEN | 2:23:55                      |     |                         |     |                            |     |                          |     |                       |     |                         |     |                           |     |                           |     |                              |     |                        |     |                            |     |                             |     |                                |     |                               |     |                         |     |                            |     |  |     |                             |     |                             |     |                           |     |                           |     |                            |     |                            |     |                            |     |                             |     |                          |     |                     |     |                                 |     |                                 |     |                       |     |                               |     |                                |     |                             |     |                               |     |                              |     |                          |     |                            |     |                           |     |                            |     |                                |     |                           |     |                              |     |                            |     |                             |     |                          |     |                          |     |                           |     |                                     |     |                           |     |                          |     |                            |     |                              |     |                          |     |         |
| 2, | Mizuki Noguchi     | JPN | 2:24:14                      |     |                         |     |                            |     |                          |     |                       |     |                         |     |                           |     |                           |     |                              |     |                        |     |                            |     |                             |     |                                |     |                               |     |                         |     |                            |     |  |     |                             |     |                             |     |                           |     |                           |     |                            |     |                            |     |                            |     |                             |     |                          |     |                     |     |                                 |     |                                 |     |                       |     |                               |     |                                |     |                             |     |                               |     |                              |     |                          |     |                            |     |                           |     |                            |     |                                |     |                           |     |                              |     |                            |     |                             |     |                          |     |                          |     |                           |     |                                     |     |                           |     |                          |     |                            |     |                              |     |                          |     |         |
| 3, | Masako Chiba       | JPN | 2:25:09                      |     |                         |     |                            |     |                          |     |                       |     |                         |     |                           |     |                           |     |                              |     |                        |     |                            |     |                             |     |                                |     |                               |     |                         |     |                            |     |  |     |                             |     |                             |     |                           |     |                           |     |                            |     |                            |     |                            |     |                             |     |                          |     |                     |     |                                 |     |                                 |     |                       |     |                               |     |                                |     |                             |     |                               |     |                              |     |                          |     |                            |     |                           |     |                            |     |                                |     |                           |     |                              |     |                            |     |                             |     |                          |     |                          |     |                           |     |                                     |     |                           |     |                          |     |                            |     |                              |     |                          |     |         |
| 4, | Naoko Sakamoto     | JPN | 2:25:25                      |     |                         |     |                            |     |                          |     |                       |     |                         |     |                           |     |                           |     |                              |     |                        |     |                            |     |                             |     |                                |     |                               |     |                         |     |                            |     |  |     |                             |     |                             |     |                           |     |                           |     |                            |     |                            |     |                            |     |                             |     |                          |     |                     |     |                                 |     |                                 |     |                       |     |                               |     |                                |     |                             |     |                               |     |                              |     |                          |     |                            |     |                           |     |                            |     |                                |     |                           |     |                              |     |                            |     |                             |     |                          |     |                          |     |                           |     |                                     |     |                           |     |                          |     |                            |     |                              |     |                          |     |         |
| 5, | Bong-sil Ham       | PRK | 2:25:31                      |     |                         |     |                            |     |                          |     |                       |     |                         |     |                           |     |                           |     |                              |     |                        |     |                            |     |                             |     |                                |     |                               |     |                         |     |                            |     |  |     |                             |     |                             |     |                           |     |                           |     |                            |     |                            |     |                            |     |                             |     |                          |     |                     |     |                                 |     |                                 |     |                       |     |                               |     |                                |     |                             |     |                               |     |                              |     |                          |     |                            |     |                           |     |                            |     |                                |     |                           |     |                              |     |                            |     |                             |     |                          |     |                          |     |                           |     |                                     |     |                           |     |                          |     |                            |     |                              |     |                          |     |         |
| 6, | Elfenes Alemu      | ETH | 2:26:29                      |     |                         |     |                            |     |                          |     |                       |     |                         |     |                           |     |                           |     |                              |     |                        |     |                            |     |                             |     |                                |     |                               |     |                         |     |                            |     |  |     |                             |     |                             |     |                           |     |                           |     |                            |     |                            |     |                            |     |                             |     |                          |     |                     |     |                                 |     |                                 |     |                       |     |                               |     |                                |     |                             |     |                               |     |                              |     |                          |     |                            |     |                           |     |                            |     |                                |     |                           |     |                              |     |                            |     |                             |     |                          |     |                          |     |                           |     |                                     |     |                           |     |                          |     |                            |     |                              |     |                          |     |         |
| 7, | Joyce Chepchumba   | KEN | 2:26:33                      |     |                         |     |                            |     |                          |     |                       |     |                         |     |                           |     |                           |     |                              |     |                        |     |                            |     |                             |     |                                |     |                               |     |                         |     |                            |     |  |     |                             |     |                             |     |                           |     |                           |     |                            |     |                            |     |                            |     |                             |     |                          |     |                     |     |                                 |     |                                 |     |                       |     |                               |     |                                |     |                             |     |                               |     |                              |     |                          |     |                            |     |                           |     |                            |     |                                |     |                           |     |                              |     |                            |     |                             |     |                          |     |                          |     |                           |     |                                     |     |                           |     |                          |     |                            |     |                              |     |                          |     |         |
| 8, | Olivera Jevtić     | SCG | 2:26:49                      |     |                         |     |                            |     |                          |     |                       |     |                         |     |                           |     |                           |     |                              |     |                        |     |                            |     |                             |     |                                |     |                               |     |                         |     |                            |     |  |     |                             |     |                             |     |                           |     |                           |     |                            |     |                            |     |                            |     |                             |     |                          |     |                     |     |                                 |     |                                 |     |                       |     |                               |     |                                |     |                             |     |                               |     |                              |     |                          |     |                            |     |                           |     |                            |     |                                |     |                           |     |                              |     |                            |     |                             |     |                          |     |                          |     |                           |     |                                     |     |                           |     |                          |     |                            |     |                              |     |                          |     |         |
| 9, | Svetlana Zakharova | RUS | 2:26:53; 10, Shitaye Gemechu | ETH | 2:27:26; 11, Nuta Olaru | ROU | 2:28:24; 12, Zhang Shujing | CHN | 2:29:24; 13, Beatriz Ros | ESP | 2:29:25; 14, Li Helan | CHN | 2:29:46; 15, Maria Abel | ESP | 2:30:15; 16, Lena Gavelin | SWE | 2:30:39; 17, Stine Larsen | NOR | 2:30:44; 18, Luminita Talpos | ROU | 2:30:49; 19, Asha Gigi | ETH | 2:31:01; 20, Ulrike Maisch | GER | 2:31:21; 21, Rakiya Maraoui | FRA | 2:31:23; 22, Viktoriya Klimina | RUS | 2:31:45; 23, Annemette Jensen | DEN | 2:31:55; 24, Ri Kum-Sil | PRK | 2:32:08; 25, Larisa Zyusko | RUS | 2:32:26; 26, Marie Söderström-Lundberg | SWE | 2:32:27; 27, Takami Ominami | JPN | 2:32:31; 28, Sandy Jacobson | CAN | 2:33:51; 29, Kim Jong-Sun | PRK | 2:34:12; 30, Meseret Kotu | ETH | 2:34:19; 31, Teresa Pulido | ESP | 2:34:37; 32, Simona Staicu | HUN | 2:34:51; 33, Jill Gaitenby | USA | 2:34:54; 34, Fatima Yvelain | FRA | 2:36:20; 35, Kenza Wahbi | MAR | 2:36:29; 36, Jin Li | CHN | 2:37:10; 37, Linda Somers Smith | USA | 2:37:14; 38, Svetlana Demidenko | RUS | 2:37:19; 39, Jo Lodge | GBR | 2:37:56; 40, Irina Timofeyeva | RUS | 2:38:06; 41, Lucilla Andreucci | ITA | 2:38:22; 42, Gloria Marconi | ITA | 2:38:26; 43, Giovanna Volpato | ITA | 2:38:38; 44, Nadia Ejajafini | BRN | 2:38:39; 45, Aurica Buia | ROU | 2:39:04; 46, Worknesh Tola | ETH | 2:39:25; 47, Jane Salumäe | EST | 2:39:36; 48, Zahia Dahmani | FRA | 2:40:34; 49, Banuelia Mrashani | TAN | 2:40:45; 50, Fátima Silva | POR | 2:40:59; 51, Mihaela Botezan | ROU | 2:41:13; 52, Hanan Fahroun | MAR | 2:42:56; 53, Choi Kyung-hee | KOR | 2:43:38; 54, Hafida Gadi | FRA | 2:45:53; 55, Tamara Lave | USA | 2:46:22; 56, Yong Ok Jong | PRK | 2:50:21; 57, Epiphanie Nyirabarambe | RWA | 2:54:16; 58, Simona Viola | ITA | 2:54:27; 59, Kelly Keane | USA | 2:55:26; 60, Sophie Gardon | PYF | 3:00:53; 61, Priscilla Mamba | SWZ | 3:18:35; 62, Sonia Lopes | CPV | 3:21:59 |

**Did not finish:** Fatima Hajjami FRA, Rie Matsuoka JPN, Rosaria Console ITA, Beatrice Omwanza KEN, Constantina Tomescu-Diță ROU & Sylvia Mosqueda USA

Ndereba had run 14 successive marathons at 2:28:02 or quicker including a world best of 2:18:47 in 2001. Paris was her first championship marathon and she ran with caution in the first half, dropping behind the pack because she felt she might be tripped. Tomescu-Diță raced with the opposite tactics, and tried to run away from the field as she did in Edmonton. She got as far ahead as 30 seconds or so at 5K, but later fell back and dropped out.

The lead pack were 18-strong at halfway (72:46). After another 10K at a similar pace only one woman (Salumäe) lost contact. Then Ndereba made her move, running the 5Km to 35Km in 16:46. Only the Japanese trio – led by Noguchi – and Ham Bong-sil of North Korea could remain in range as Ndereba clocked 15:58 for the next segment. At 40Km Noguchi was 100m back, about 250m ahead of her teammates. The Kenyan kept almost all of this advantage to the finish and won in 2:23:55. As with the men's race in Paris, this was the fastest ever championship or summer marathon. It was also Kenya's first gold medal of the week.

Noguchi claimed the silver medal and led Japan to victory in the World Cup. Significantly, she also gained selection for the Olympic marathon, which one year later in Athens she would win from Ndereba.

## IAAF World Marathon Cup (5 to run, 3 to score)

|    |              |                            |         |
|----|--------------|----------------------------|---------|
| 1, | Japan        | 7:14:48                    |         |
| 2, | Ethiopia     | 7:24:56                    |         |
| 3, | Russia       | 7:31:04                    |         |
| 4, | DPR of Korea | 7:31:51                    |         |
| 5, | Spain        | 7:34:17                    |         |
| 6, | PR of China  | 7:36:20                    |         |
| 7, | Romania      | 7:38:17                    |         |
| 8, | France       | 7:48:17                    |         |
| 9, | Italy        | 7:55:26; 10, United States | 7:58:20 |

## Helsinki 2005

## (Aug 14)

|    |                   |     |         |
|----|-------------------|-----|---------|
| 1, | Paula Radcliffe   | GBR | 2:20:57 |
| 2, | Catherine Ndereba | KEN | 2:22:01 |

|    |                          |     |         |
|----|--------------------------|-----|---------|
| 3, | Constantina Tomescu-Diță | ROU | 2:23:19 |
| 4, | Derartu Tulu             | ETH | 2:23:30 |
| 5, | Zhou Chunxiu             | CHN | 2:24:12 |
| 6, | Yumiko Hara              | JPN | 2:24:20 |
| 7, | Rita Jeptoo              | KEN | 2:24:22 |
| 8, | Harumi Hirooyama         | JPN | 2:25:46 |

9, Helen Kimutai KEN 2:26:14; 10, Megumi Oshima JPN 2:26:29; 11, Madai Pérez MEX 2:26:50; 12, Galina Karnatseva BLR 2:27:14; 13, Dorota Gruca POL 2:27:46; 14, Yong Ok Jong PRK 2:29:43; 15, Mari Ozaki JPN 2:30:28; 16, Asha Gigi ETH 2:30:38; 17, Ryoko Eda JPN 2:31:16; 18, Mara Yamauchi GBR 2:31:26; 19, Rosaria Console ITA 2:32:47; 20, Alina Ivanova RUS 2:32:53; 21, Aurica Buia ROU 2:33:20; 22, Shitaye Gemechu ETH 2:34:01; 23, Oh Song Suk PRK 2:34:07; 24, Gum Hwa Ryang PRK 2:34:35; 25, Hayley Haining GBR 2:34:41; 26, Turena Johnson Lane USA 2:34:43; 27, Anna Pichtová CZE 2:34:45; 28, Kirsten Otterbu NOR 2:35:08; 29, Beatrice Omwanza KEN 2:35:48; 30, Jill Boaz USA 2:36:29; 31, Isabel Eizmendi ESP 2:36:41; 32, Ana Dias POR 2:36:50; 33, Shireen Crompton NZL 2:37:03; 34, Irina Permitina RUS 2:38:16; 35, Emily Levan USA 2:38:32; 36, Jenny Crain USA 2:39:02; 37, Dire Tune ETH 2:39:13; 38, Nadezhda Wijenberg NED 2:39:36; 39, Liza Hunter-Galvan NZL 2:39:47; 40, Tegla Loroupe KEN 2:39:58; 41, Nadia Ejajafini BRN 2:41:51; 42, Maija Oravamäki FIN 2:43:31; 43, Clarisse Rasoarizay MAD 2:43:58; 44, Oh Jung-Hee KOR 2:47:42; 45, Rebecca Moore NZL 2:50:36; 46, Epiphanie Nyirabarambe RWA 2:52:11; 47, Hafida Narmouch MAR 2:52:41; 48, Mulu Seboka ETH 2:53:08; 49, Nili Avramski ISR 2:54:08; 50, Mary Akor USA 2:57:18; 51, Mamokete Lechela LES 3:03:26

**Did not finish:** Debbie Mason GBR, Kenza Wahbi MAR, Fabiola William John TAN, Kay Ulrich NZL, Nuta Olaru ROU & Zhor El Kamch MAR

Having competed in seven global championships with just one medal (silver in the 1999 world 10,000m) Paula Radcliffe was regarded as a less than able big-time competitor. As was her wont she went to the front immediately, and only Ndereba, Tomescu-Diță and Kimutai took up the challenge. In cool but wet conditions Radcliffe comfortably passed 10Km in 33:23, 20Km in 66:16 and reached halfway in 69:49 with a 15m gap to the chasing trio, and a further 30 seconds to Zhou. At 30Km Radcliffe (1:39:22) was 11 seconds clear of Tomescu-Diță, with Ndereba five seconds further back, nearly a minute ahead of Kimutai. By 40Km Radcliffe was 47 seconds clear, and she finished 1:04 ahead of Ndereba, and Tomescu-Diță, fading fast, held on to beat Tulu for the bronze medal. Radcliffe summed it up – “it is right up there with running the world record. I've shown I can win major titles as well.”

## IAAF World Marathon Cup (5 to run, 3 to score)

|    |                    |         |
|----|--------------------|---------|
| 1, | Kenya              | 7:12:37 |
| 2, | Japan              | 7:16:35 |
| 3, | Great Britain & NI | 7:27:04 |
| 4, | Ethiopia           | 7:28:09 |
| 5, | DPR of Korea       | 7:38:25 |
| 6, | United States      | 7:49:44 |
| 7, | New Zealand        | 8:07:26 |

## Osaka 2007

## (Sep 2)

|    |                   |     |         |
|----|-------------------|-----|---------|
| 1, | Catherine Ndereba | KEN | 2:30:37 |
| 2, | Zhou Chunxiu      | CHN | 2:30:45 |
| 3, | Reiko Tosa        | JPN | 2:30:55 |
| 4, | Zhu Xiaolin       | CHN | 2:31:21 |
| 5, | Lidia Šimon       | ROU | 2:31:26 |
| 6, | Kiyoko Shimahara  | JPN | 2:31:40 |
| 7, | Rita Jeptoo       | KEN | 2:32:03 |
| 8, | Edith Masai       | KEN | 2:32:22 |

9, Mara Yamauchi GBR 2:32:55; 10, Lyubov Morgunova RUS 2:33:41; 11, Zhang Shujing CHN 2:33:46; 12, Gulnara Vygovskaya RUS 2:33:57; 13, Nina Rillstone NZL 2:33:58; 14, Mari Ozaki JPN 2:35:04; 15, Madai Pérez MEX 2:35:17; 16, Souad Ait Salem ALG 2:35:29; 17, Anna Incerti ITA 2:36:36; 18, Yumiko Hara JPN 2:36:40; 19, Tracey Morris GBR 2:36:40; 20, Melanie Kraus GER 2:37:20; 21, Sun Weiwei CHN 2:37:53; 22, Magarsa Assale Tafa ETH 2:38:01; 23, Yasuko Hashimoto JPN 2:38:36; 24, Rose Cheruiyot KEN 2:38:56; 25, Hellen Kimutai KEN 2:39:14; 26, Deborah Toniolo ITA 2:39:46; 27, Anna Rahm SWE 2:41:15; 28, Alina Gherasim ROU 2:41:40; 29, Kirsten Melkevik Otterbu NOR 2:41:57; 30, Helena Javornik SLO 2:42:03; 31, Ann Alyanak USA 2:42:23; 32, Nailiya Yulamanova RUS 2:42:56; 33, Zivile Balciunaitė LTU 2:43:28; 34, Tabitha Tsatsa ZIM 2:44:20; 35, Zoila Gómez USA 2:44:49; 36, Analia Rosa POR 2:45:38; 37, Wei Yanan CHN 2:45:50; 38, Dana Coons USA 2:46:12; 39, Annemette Aagaard DEN 2:46:22; 40, Bahar Dogan TUR 2:46:25; 41, Nili Abramski ISR 2:46:27; 42, Mary Akor USA



2:47:06; 43, Susanne Hahn GER 2:47:29; 44, Lim Kyung-Hee KOR 2:49:30; 45, Chae Eun-Hee KOR 2:50:26; 46, Eléni Dóna GRE 2:50:59; 47, Zekiros Adanech ETH 2:54:00; 48, Lucilla Andreucci ITA 2:56:19; 49, Samia Akbar USA 2:56:27; 50, Yeoryía Abatzídou GRE 2:59:22; 51, Patricia Gauquelin PYF 3:03:08; 52, Luvsanlkhundeg Otgonbayar MGL 3:04:59; 53, Kerstin Metzler-Mennenga LIE 3:11:45; 54, Tanith Maxwell RSA 3:14:56; 55, Poppy Mlambo RSA 3:23:55; 56, Robe Tola ETH 3:26:45; 57, Melissa Henderson BIZ 3:52:35

**Did not finish:** Lucia Kimani BIH; Lioudmila Kortchaguina CAN; Dire Tune ETH; Domingas Embana Togna GBS; Giovanna Volpato ITA; Angélica Sánchez MEX; Nuta Olaru ROU; Luminita Talpos ROU & Galina Bogomolova RUS

The searing (32°C) heat ensured that this was the slowest ever women's World Championship marathon, with Ndereba running seven minutes outside her winning time of 2003. The halfway point was reached in 76:33 with almost half the 66-strong field still in contact. The pace increased slightly, and the 5Km section from 35Km to 40Km was the fastest of the race, taking 17:05 (2:24 pace), with Zhou, Zhu and Ndereba level, and Tosa two seconds behind. Ndereba then drew away from Zhou, to become the first woman to regain a world marathon title, while Zhu quickly lost ground, leaving Tosa to claim the bronze medal and gain automatic Olympic selection for Japan. "If I had been able to run naked I would have," set the winner in reference to the conditions.

Kenya won the World Cup title, although Japan had been in the lead until Hara fell back to 16th place. The 2005 champion Radcliffe was not recovered after having given birth in January.

#### IAAF World Marathon Cup (5 to run, 3 to score)

|                  |         |
|------------------|---------|
| 1, Kenya         | 7:35:02 |
| 2, PR of China   | 7:35:52 |
| 3, Japan         | 7:37:39 |
| 4, Russia        | 7:50:34 |
| 5, Italy         | 8:12:41 |
| 6, United States | 8:13:24 |
| 7, Ethiopia      | 8:58:46 |

**X**

#### Berlin 2009

##### (Aug 23)

|  |     |         |
|--|-----|---------|
| 1, Bai Xue   | CHN | 2:25:15 |
| 2, Yoshimi Ozaki   | JPN | 2:25:25 |
| 3, Aselefech Mergia  | ETH | 2:25:32 |
| 4, Zhou Chunxiu  | CHN | 2:25:39 |
| 5, Zhu Xiaolin   | CHN | 2:26:08 |
| 6, Marisa Barros   | POR | 2:26:50 |
| 7, Yuri Kano   | JPN | 2:26:57 |
| 8, Alevtina Biktimirova  | RUS | 2:27:39 |
| 9, Kara Goucher USA 2:27:48; 10, Desireé Davila USA 2:27:53; 11, Julia Mombi KEN 2:28:59; 12, Sun Weiwei CHN 2:29:39; 13, Yoshiko Fujinaga JPN 2:29:53; 14, Svetlana Zakharova RUS 2:29:55; 15, Bezunesh Bekele ETH 2:30:03; 16, Sabrina Mockenhaupt GER 2:30:07; 17, Lisa Weightman AUS 2:30:42; 18, Živilė Balcūnaitė LTU 2:31:06; 19, Kim Kum-Ok PRK 2:31:24; 20, Irene Limika KEN 2:31:29; 21, Lidia Šimon ROU 2:32:03; 22, Dire Tune ETH 2:32:42; 23, Beata Naigambo NAM 2:33:05; 24, Alessandra Aguilar ESP 2:33:38; 25, Epiphanie Nyirabarambe RWA 2:33:59; 26, Atsedeb Baysa ETH 2:36:04; 27, Tera Moody USA 2:36:39; 28, Olga Glok RUS 2:36:57; 29, Paige Higgins USA 2:37:11; 30, Yukiko Akaba JPN 2:37:43; 31, Lyubov Morgunova RUS 2:38:23; 32, Jong Yong-Ok PRK 2:38:29; 33, Susanne Hahn GER 2:38:39; 34, Mary Davies NZL 2:38:48; 35, Tara Quinn CAN 2:39:19; 36, Risper Kimaiyo KEN 2:39:23; 37, Patrizia Morceli SUI 2:39:37; 38, Yun Sun Suk KOR 2:39:56; 39, Judith Ramírez MEX 2:40:18; 40, Fiona Docherty NZL 2:40:18; 41, Pyo Un Suk PRK 2:40:39; 42, Adriana da Silva BRA 2:40:54; 43, Shireen Crumpton NZL 2:41:31; 44, Tannitha Maxwell RSA 2:41:48; 45, Annemette Aagaard DEN 2:42:03; 46, Martha Komu KEN 2:42:14; 47, Kim Chol-Sun PRK 2:42:18; 48, Patricia Lossouarn FRA 2:42:40; 49, Laurence Klein FRA 2:42:47 |     |         |

50, Zoila Gómez USA 2:42:49; 51, Renalda Kergytyé LTU 2:45:28; 52, Park Ho-Sun KOR 2:47:16; 53, Stephanie Briand FRA 2:48:16; 54, Yamna Oubouhou FRA 2:50:02; 55, Helalia Johannes NAM 2:50:19; 56, Sandra Ruales ECU 2:50:36; 57, Jane Suuto UGA 2:52:44; 58, Cécile Moynot FRA 2:54:21; 59, Nuta Olaru ROU 3:00:59

**Did not finish:** Maria Baldaia BRA, Robe Guta ETH, Ulrike Maisch GER, Luminita Zaituc GER, Yeoryía Abatzídou GRE, Helena Loshanyang Kirop KEN, Victoria Poludina KGZ, Lee Sun-young KOR, Dulce María Rodríguez MEX & Luvsanlkhundeg Otgonbayar MGL

**Disqualified:** (r240.8.e) Magdalín Gazéa GRE (dnf)

**Disqualified:** (r40.1) Nailiya Yulamanova RUS (2:27:08)

The local favourite Irina Mikitenko did not start due to a family bereavement, while another very late withdrawal was 2005 champion Radcliffe who had not sufficiently recovered from bunion surgery. The pace was cautious, with 10Km reached in 35:03 and halfway in 73:39 when there were 24 in the leading group. Although the third 10Km (34:49) was five seconds slower than the preceding 10Km, the lead group was halved. At 35Km there were just three at the head of the field, and Xue made her bid just after 40Km (2:18:10). Mergia soon dropped back, while Ozaki only faded in the last kilometre. Xue crossed the line under than Brandenburg Gate to become the youngest athlete (20 years 253 days) ever to win a medal in the event.

China took an easy team win over Japan and, initially, Russia (7:24:42). In 2012, the first Russian scorer Yulamanova was retrospectively disqualified for a doping offence. Almost 10 minutes were added to the Russian aggregate time and so Ethiopia were elevated to third place.

#### IAAF World Marathon Cup (5 to run, 3 to score)

|                  |         |
|------------------|---------|
| 1, PR of China   | 7:17:02 |
| 2, Japan         | 7:22:15 |
| 3, Ethiopia      | 7:28:17 |
| 4, United States | 7:32:20 |
| 5, Russia        | 7:34:31 |
| 6, Kenya         | 7:39:51 |
| 7, PR of Korea   | 7:50:32 |
| 8, New Zealand   | 8:00:37 |
| 9, France        | 8:13:43 |

#### Daegu 2011

##### (Aug 27)

|  |     |         |
|--|-----|---------|
| 1, Edna Kiplagat   | KEN | 2:28:43 |
| 2, Priscah Jeptoo  | KEN | 2:29:00 |
| 3, Sharon Cherop   | KEN | 2:29:14 |
| 4, Bezunesh Bekele   | ETH | 2:29:21 |
| 5, Yukiko Akaba  | JPN | 2:29:35 |
| 6, Zhu Xiaolin   | CHN | 2:29:58 |
| 7, Isabellah Andersson   | SWE | 2:30:13 |
| 8, Wang Jiali  | CHN | 2:30:25 |
| 9, Marisa Barros POR 2:30:29; 10, Remi Nakazato JPN 2:30:52; 11, Chen Rong CHN 2:31:11; 12, Aberu Kebede ETH 2:31:22; 13, Irene Jerotich KEN 2:31:29; 14, Atsedeb Baysa ETH 2:31:37; 15, Jia Chaofeng CHN 2:31:58; 16, Tera Moody USA 2:32:04; 17, Yoshimi Ozaki JPN 2:32:31; 18, Azusa Nojiri JPN 2:33:42; 19, Lishan Dula BRN 2:33:47; 20, Olena Burkovska UKR 2:34:21; 21, Mai Ito JPN 2:35:16; 22, Margarita Plaksina RUS 2:35:39; 23, Susan Partridge GBR 2:35:57; 24, Diana Lobacevske LTU 2:36:05; 25, Wang Xuequin CHN 2:36:10; 26, Lisa Stubić CRO 2:36:41; 27, Kim Seong-Eun KOR 2:37:05; 28, Caroline Rotich KEN 2:37:07; 29, Kathy Newberry USA 2:37:28; 30, René Kalmer RSA 2:38:16; 31, Alisa McKaig USA 2:38:23; 32, Tetyana Holovchenko UKR 2:39:25; 33, Lee Sook-Jung KOR 2:40:23; 34, Chung Yun-Hee KOR 2:42:28; 35, Annerien van Schalkwyk RSA 2:43:59; 36, Colleen De Reuck USA 2:44:35; 37, Luvsanlundeg Otgonbayar MGL 2:45:58; 38, Zoila Gómez USA 2:46:44; 39, Judith Toribio PER 2:47:21; 40, Alyson Dixon GBR 2:50:51; 41, Park Jung-Sook KOR 3:03:35; 42, Choi Bo-Ra KOR 3:10:06; 43, Moleboheng Mafata LES 3:28:30; 44, Shariska Winterdal ARU 3:49:49 |     |         |

**Did not finish:** Lucia Kimani BIH, Alessandra Aguilar ESP, Aselefech Mergia ETH, Jimena Misayauri PER, Epiphanie Nyirabarambe RWA, Yuliya Ruban UKR & Kateryna Stetsenko UKR

**Disqualified:** (r240.8f) Dire Tune ETH (dnf)

**Disqualified:** (r40.9) Tetyana Gamera-Shmyrko UKR (2:31:58) & Bahar Doğan TUR (2:42:56)

In 26°C heat and 72% humidity at the start, the runners were careful not to set off too quickly, passing 5Km in only 18.34 (2:55 tempo). The pace improved slightly, and a lead pack of 31 passed halfway in 1:16:46. The picture changed at 30Km when the Kenyans surged, and by 35Km the pack had dissolved to four, with three Kenyans and Kebede. The Ethiopian paid for her ambition, eventually dropping back to 12th. The principle drama came at the last drinks station, when Cherop accidentally tripped up Kiplagat, then sportingly hesitated to check that her compatriot was okay. Happily uninjured, Kiplagat quickly recovered and drew away from her teammates from 39Km point onwards to win by 17 seconds. Jeptoo and Cherop took silver and bronze, though Bekele gained 18 seconds on Cherop on the run-in from 40Km. It was the first-ever clean sweep in the event, and ensured an easy Kenyan win in the last ever World Cup tournament.

**IAAF World Marathon Cup (5 to run, 3 to score)**

|                  |         |
|------------------|---------|
| 1, Kenya         | 7:26:57 |
| 2, PR of China   | 7:31:34 |
| 3, Ethiopia      | 7:32:20 |
| 4, Japan         | 7:32:58 |
| 5, United States | 7:47:55 |
| 6, Korea         | 7:59:56 |

**Moscow 2013****(Aug 10)**

|                          |     |         |
|--------------------------|-----|---------|
| 1, Edna Kiplagat         | KEN | 2:25:44 |
| 2, Valeria Straneo       | ITA | 2:25:58 |
| 3, Kayoko Fukushi        | JPN | 2:27:45 |
| 4, Ryoko Kizaki          | JPN | 2:31:28 |
| 5, Alessandra Aguilar    | ESP | 2:32:38 |
| 6, Emma Quaglia          | ITA | 2:34:16 |
| 7, Madaí Pérez           | MEX | 2:34:23 |
| 8, Kim Hye Gyong         | PRK | 2:35:49 |
| 9, Deena Kastor          | USA | 2:36:12 |
| 10, Susan Partridge      | GBR | 2:36:24 |
| 11, Jessica Trengove     | AUS | 2:37:11 |
| 12, Diana Lobačevskė     | LTU | 2:37:48 |
| 13, Aberu Kebede         | ETH | 2:38:04 |
| 14, Kim Hye Song         | PRK | 2:38:28 |
| 15, Lishan Dula          | BRN | 2:38:47 |
| 16, Sonia Samuels        | GBR | 2:39:03 |
| 17, Sin Yong Sun         | PRK | 2:39:22 |
| 18, Dot McMahan          | USA | 2:39:52 |
| 19, Ding Changqin        | CHN | 2:40:13 |
| 20, Živilė Balčiūnaitė   | LTU | 2:41:09 |
| 21, Albina Mayorova      | RUS | 2:41:19 |
| 22, Nadezhda Leontyeva   | RUS | 2:42:49 |
| 23, Jeannette Faber      | USA | 2:44:03 |
| 24, Lucy Kabuu           | KEN | 2:44:06 |
| 25, Alina Armas          | NAM | 2:45:09 |
| 26, Alevtina Biktimirova | RUS | 2:45:11 |
| 27, Tatyana Aryasova     | RUS | 2:45:27 |
| 28, Wei Xiaojie          | CHN | 2:46:46 |
| 29, Kalliópi Astropekáki | GRE | 2:47:12 |
| 30, Remalda Kergytė      | LTU | 2:47:30 |
| 31, Kateryna Karmanenko  | UKR | 2:48:18 |
| 32, Kim Seong-Eun        | KOR | 2:48:46 |
| 33, Carmen Oliveras      | FRA | 2:48:58 |
| 34, Cao Mojie            | CHN | 2:49:15 |
| 35, Renate Wyss          | SUI | 2:50:41 |
| 36, Karina Córdoba       | ARG | 2:51:07 |
| 37, Mary Davies          | NZL | 2:51:24 |
| 38, Julia Andreyeva      | KGZ | 2:53:16 |
| 39, Erika Abril          | COL | 2:55:13 |
| 40, Lauren Shelley       | AUS | 2:55:40 |
| 41, Karina Neipán        | ARG | 2:56:02 |
| 42, Tannitha Maxwell     | RSA | 2:56:37 |
| 43, Zuleima Amaya        | VEN | 2:58:22 |
| 44, Lanni Marchant       | CAN | 3:01:54 |
| 45, Nikki Chapple        | AUS | 3:05:49 |
| 46, Daneja Grandovec     | SLO | 3:10:46 |

**Did not finish:** María Peralta ARG, Jane Fardell AUS, Krista Duchene CAN, Erika Olivera CHI, He Yinli CHN, Jia Chaofeng CHN, Tiki Gelana ETH, Meseret Hailu ETH, Meselech Melkamu ETH, Feysa Tadesse ETH, Maria McCambridge IRL, Mizuki Noguchi JPN, Valentine Kipketer KEN, Luvsanlkhundeg Otgonbayar MGL, Sladjana Perunović MNE, Leena Ekandjo NAM, Helaria Johannes NAM, Beata Naigambo NAM, Kim Mi Kyong PRK, Chen Yu-Hsuan TPE, Sultan Haydar TUR & Yolimar Pineda VEN

**Disqualified:** (r240.8g) Nebiat Habtemariam ERI

**Disqualified:** (r40.9) Ümmü Kiraz TUR (DNF)

**Did not start:** Rosa Chacha ECU, Patricia Morceli Bühler SUI

The heat (28°) didn't seem to bother the unheralded Straneo. The 37 year-old mother of two went straight into the lead and kept it for 95% of the race. Reigning champion Kiplagat was cautious in the early stages, passing 10Km in 34:42, some 30 seconds behind Straneo, but a 16:44 split for the next 5Km brought her back into contact. Straneo headed a group of six at halfway (72:58). Ten minutes later the pack was down to four (Straneo, Kiplagat, Fukushi and Melkamu). The Italian increased the pace slightly after 30Km with a 17:05 5Km portion, and only Kiplagat was now in touch. The two had a gap of almost a minute to Melkamu, who dropped out after 36Km. Straneo reached 40Km in 2:18:22, and a few seconds later Kiplagat went to the front and eventually won by 14 seconds from the valiant Italian, who later declared "I am the surprise of the day." Even more surprised was third-placed Fukushi who claimed "I didn't even know until I entered the stadium. I was very happy to find out I won a medal."

**Beijing 2015****(Aug 30)**

|                   |     |         |
|-------------------|-----|---------|
| 1, Mare Dibaba    | ETH | 2:27:35 |
| 2, Helah Kiprop   | KEN | 2:27:36 |
| 3, Eunice Kirwa   | BRN | 2:27:39 |
| 4, Jemima Sumgong | KEN | 2:27:42 |
| 5, Edna Kiplagat  | KEN | 2:28:18 |
| 6, Tigist Tufa    | ETH | 2:29:12 |
| 7, Mai Ito        | JPN | 2:29:48 |
| 8, Tirfe Tsegaye  | ETH | 2:30:54 |

9, Kim Hye Song PRK 2:30:59; 10, Serena Burla USA 2:31:06; 11, Rasa Drazdauskaitė LTU 2:31:23; 12, Filomena Costa POR 2:31:40; 13, Sairi Maeda JPN 2:31:46; 14, Risa Shigetomo JPN 2:32:37; 15, Alina Prokopyeva RUS 2:32:44; 16, Ding Changqin CHN 2:33:04; 17, Alessandra Aguilar ESP 2:33:42; 18, Orchatteri P. Jaisha IND 2:34:43; 19, Sudha Singh IND 2:35:35; 20, Visilene Jepkesho KEN 2:36:17; 21, Sinead Diver AUS 2:36:38; 22, Katarína Berešová SVK 2:37:24; 23, Sarah Klein AUS 2:37:58; 24, Esther Erb USA 2:38:15; 25, Lishan Dula BRN 2:38:18; 26, Clara Canchanya PER 2:39:24; 27, Liina Luik EST 2:39:42; 28, Wang Xueqin CHN 2:41:42; 29, Anne-Mari Hyryläinen FIN 2:41:59; 30, Kim Sung-Eun KOR 2:42:14; 31, Kateryna Karmanenko UKR 2:43:12; 32, Christy Yiu Kit Ching HKG 2:43:28; 33, Annelie Johansson SWE 2:43:42; 34, Nebiat Habtemariam ERI 2:44:42; 35, Munkhzaya Bayartsogt MGL 2:45:01; 36, Julia Andreyeva KGZ 2:45:04; 37, He Yinli CHN 2:45:05; 38, Lily Luik EST 2:45:22; 39, Anita Kažemāka LAT 2:45:54; 40, Gulzhanat Zhanatbek KAZ 2:45:54; 41, Yeum Ko-Eun KOR 2:46:46; 42, Aster Tesfaye BRN 2:46:54; 43, Sultan Haydar TUR 2:47:11; 44, Charlotte Karlsson SWE 2:47:40; 45, Hsu Yu-Fang TPE 2:48:01; 46, Julia Degan AUS 2:49:26; 47, Roselaine Silva BRA 2:49:28; 48, Louise Wiker SWE 2:49:57; 49, Geethani Rajasekara SRI 2:50:40; 50, Mayada Al-Sayad PLE 2:53:39;

51, Dailín Belmonte CUB 2:56:18; 52, Hsieh Chien-Ho TPE 2:58:25

**Did not finish:** Souad Ait Salem ALG; Barkahoum Drici ALG; Michele das Chagas BRA; Irina Smolnikova KAZ; Soumiya Labani MAR; Luvsanlkhundeg Otgonbayar MGL; Beata Naigambo NAM; Wilma Yanet Arizapana PER; Kim Hye Gyong PRK; Paula Todoran ROU; Tannitha Maxwell RSA; Heather Lieberg USA; Sitora Khamidova UZB

Nervous of the heat (73°C) and humidity (89%), no-one was willing to set a fast pace, and as in the other Beijing long distance races, it was the Japanese who led the way. The halfway point was reached in 75:16. At 33Km Dibaba made a move, reducing the leading pack from 12 to six. Herself, Tufa, three Kenyans and Bahrain's Kenyan transferee Kirwa. Dibaba led at 40Km after a 10Km split of 33:48, nearly two minutes faster than any of the three previous 10Ks. "I tested the others", she later admitted.

Into Olympic Green with the stadium in sight, four women were locked together ahead of a struggling Kiplagat – Sumgong, Kirwa, Kiprop and Dibaba. Kirwa surged on the penultimate turn towards the Bird's Nest, but no-one was dropped. Dibaba then made her effort, moving clear on the decline into the stadium tunnel. Sumgong was dropped, then Kirwa, but not Kiprop. The tall Kenyan almost drew level with Dibaba with less than 100m remaining, but the Ethiopian had enough in reserve for a response. It was the closest women's marathon in World Championship history, with just seven seconds covering the top four.

**MARATHON****Multiple Medallists:**

|   |                   |     |                  |
|---|-------------------|-----|------------------|
| 3 | Manuela Machado   | POR | 93-2, 95-1, 97-2 |
|   | Lidia Šimon       | ROU | 97-3, 99-3, 01-1 |
|   | Catherine Ndereba | KEN | 03-1, 05-2, 07-1 |
| 2 | Reiko Tosa        | JPN | 01-2, 07-3       |
|   | Edna Kiplagat     | KEN | 11-1, 13-1       |

**Most Placings in Top Eight:**

|   |         |                              |
|---|---------|------------------------------|
| 5 | Machado | 91-7, 93-2, 95-1, 97-2, 99-7 |
|---|---------|------------------------------|

**Most Appearances:**

|   |            |  |
|---|------------|--|
| 6 | Šimon      | 95-10, 97-3, 99-3, 01-1, 07-5, 09-21           |
|   | Nuta Olaru | ROU 97-30, 01-15, 03-11, 05-dnf, 07-dnf, 09-59 |

**National Placings:**

|     | 1 | 2 | 3 | 4 | 5 | 6 | 7 | 8 | Points |
|-----|---|---|---|---|---|---|---|---|--------|
| JPN | 2 | 5 | 4 | 5 | 1 | 2 | 2 | 2 | 116    |
| KEN | 4 | 3 | 1 | 1 | 1 | 1 | 3 | 1 | 78     |
| POR | 2 | 2 | - | 1 | - | 1 | 2 | - | 42     |
| ETH | 1 | - | 1 | 3 | 1 | 2 | 1 | 1 | 42     |
| ROU | 1 | 1 | 3 | - | 1 | - | - | - | 37     |
| CHN | 1 | 1 | - | 2 | 2 | 1 | - | 1 | 37     |
| ITA | - | 1 | 1 | - | 1 | 2 | - | - | 23     |
| GER | - | - | 1 | - | 1 | 3 | 1 | 1 | 22     |
| URS | - | 1 | 1 | - | 1 | 1 | - | 1 | 21     |
| POL | 1 | - | - | 1 | - | 1 | - | - | 16     |
| NOR | 1 | - | - | 1 | - | - | - | - | 13     |
| PRK | 1 | - | - | - | 1 | - | - | 1 | 13     |
| RUS | - | - | 1 | 1 | - | - | - | 2 | 13     |
| USA | - | 1 | - | - | - | - | 2 | 1 | 12     |
| FRA | - | - | 1 | - | 1 | - | - | - | 10     |
| GBR | 1 | - | - | - | - | - | - | - | 8      |
| ESP | - | - | - | - | 1 | 1 | - | - | 7      |

| Women's Marathon, continued |           |           |           |           |           |           |           |           |            |
|-----------------------------|-----------|-----------|-----------|-----------|-----------|-----------|-----------|-----------|------------|
| National Placings           |           |           |           |           |           |           |           |           |            |
|                             | 1         | 2         | 3         | 4         | 5         | 6         | 7         | 8         | Points     |
| BRN                         | -         | -         | 1         | -         | -         | -         | -         | -         | 6          |
| FIN                         | -         | -         | -         | -         | 1         | -         | -         | 2         | 6          |
| BLR                         | -         | -         | -         | -         | 1         | -         | -         | -         | 4          |
| CAN                         | -         | -         | -         | -         | 1         | -         | -         | -         | 4          |
| IRL                         | -         | -         | -         | -         | -         | -         | 1         | -         | 2          |
| MEX                         | -         | -         | -         | -         | -         | -         | 1         | -         | 2          |
| RSA                         | -         | -         | -         | -         | -         | -         | 1         | -         | 2          |
| SWE                         | -         | -         | -         | -         | -         | -         | 1         | -         | 2          |
| SCG                         | -         | -         | -         | -         | -         | -         | -         | 1         | 1          |
| SUI                         | -         | -         | -         | -         | -         | -         | -         | 1         | 1          |
| <b>Totals</b>               | <b>15</b> | <b>15</b> | <b>15</b> | <b>15</b> | <b>15</b> | <b>15</b> | <b>15</b> | <b>15</b> | <b>540</b> |

## 3000 Metres Steeplechase Helsinki 2005

### Final (Aug 8)

|    |                     |     |         |
|----|---------------------|-----|---------|
| 1, | Dorcus Inzikuru     | UGA | 9:18.24 |
| 2, | Yekaterina Volkova  | RUS | 9:20.49 |
| 3, | Jeruto Kiptum       | KEN | 9:26.95 |
| 4, | Korene Hinds        | JAM | 9:33.30 |
| 5, | Salome Chepchumba   | KEN | 9:37.39 |
| 6, | Yelena Zadorozhnaya | RUS | 9:37.91 |
| 7, | Cristina Casandra   | ROU | 9:39.52 |
| 8, | Mardrea Hyman       | JAM | 9:39.66 |

9, Elizabeth Jackson USA 9:46.72; 10, Bouchra Chaabi MAR 9:47.62; 11, Yamina Bouchouante FRA 9:48.48; 12, Minori Hayakari JPN 9:48.97; 13, Inês Monteiro POR 9:50.35; 14, Wioletta Janowska POL 10:00.03; 15, Carrie Messner USA 10:11.20

While Inzikuru, a steeplechase specialist, had the fastest time before Helsinki, Janowska, and particularly Zadorozhnaya, were good flat runners thought to have a good chance of triumphing in the first ever world women's steeplechase final. Inzikuru set a brave pace, and with a first kilometre of 2:57.98 only had her two principal rivals for company. Though the pace slowed to 6:05.20 at 2000m, Janowska was dropped, and shortly after Zadorozhnaya began to slip back, eventually fading to sixth. Inzikuru was never threatened, although Volkova closed to within 15m at the finish, and the Ugandan thus won her country's first-ever world gold.

### First round (First 3 & 6 fastest to final) (Aug 6)

**Heat 1:** 1, Zadorozhnaya 9:32.96; 2, Hinds 9:36.76; 3, Chepchumba 9:39.27; 4, Hayakari 9:41.21; 5, Chaabi 9:41.82; 6, Lisa Galaviz USA 9:47.45; 7, Livia Tóth HUN 9:51.03; 8, Stephanie de Croock BEL 9:54.78; 9, Róisín McGettigan IRL 9:56.31; 10, Clarisse Cruz POR 10:06.96; 11, Andrea Mayr AUT 10:07.61; 12, Miranda Boonstra NED 10:09.91

**Heat 2:** 1, Janowska 9:35.66; 2, Hyman 9:38.75; 3, Messner 9:39.68; 4, Jackline Chemuok KEN 9:47.37; 5, Rasa Troup LTU 9:47.47; 6, Elodie Olivares FRA 9:49.28; 7, Ida Nilsson SWE 9:56.17; 8, Natalya Izmodenova RUS 10:01.97; 9, Rosa Morató ESP 10:07.09; 10, Fatiha Bahi Azzouhoum ALG 10:07.39; 11, Dobrinka Shalamanova BUL 10:07.75; Anni Tuimala FIN DNF

**Heat 3:** 1, Inzikuru 9:27.85; 2, Kiptum 9:29.21; 3, Volkova 9:29.88; 4, Casandra 9:37.19; 5, Bouchouante 9:42.18; 6, Jackson 9:45.24; 7, Monteiro 9:47.19; 8, Habiba Ghribi TUN 9:51.49; 9, Türkan Bozkurt TUR 9:56.61; 10, Valentina Gorpynych UKR 9:59.29; 11, Joanna Ankier GBR 10:12.50

## Osaka 2007

### Final (Aug 27)

|    |                    |     |                        |
|----|--------------------|-----|------------------------|
| 1, | Yekaterina Volkova | RUS | 9:06.57                |
| 2, | Tatyana Petrova    | RUS | 9:09.19                |
| 3, | Eunice Jepkorir    | KEN | 9:20.09                |
| 4, | Ruth Bisibori      | KEN | 9:25.25 <sup>WJR</sup> |
| 5, | Sophie Duarte      | FRA | 9:27.51                |
| 6, | Cristina Casandra  | ROU | 9:29.63                |
| 7, | Gulnara Galkina    | RUS | 9:30.24                |
| 8, | Rosa Morató        | ESP | 9:36.84                |

9, Hanane Ouhaddou MAR 9:37.87; 10, Róisín McGettigan IRL 9:39.80; 11, Veerte Dejaeghere BEL 9:40.10; 12, Fionnuala Britton IRL 9:48.09; 13, Sara Moreira POR 10:00.40; 14, Mardrea Hyman JAM 10:16.24; Wioletta Janowska POL DNF

Galkina, the world record holder, was the favourite, while Dorcus Inzikuru was unable to defend her title. Galkina led through the first kilometre (3:00.35) in the final, but then inexplicably began to slip

back. Volkova took over the lead, and by 2000m (6:05.46) was almost 10m clear of Petrova and Jepkorir. She increased her lead by a couple of metres before the bell, and went away to win by nearly 20m from Petrova in the second fastest time ever. Jepkorir slipped back in the last lap, but easily held of Bisibori for the bronze. Volkova noted afterwards "Galkina is the best, there was something wrong with her today", and then correctly predicted "she [Samitova] will be the first one under nine minutes."

### First round (First 4 & 3 fastest to final) (Aug 25)

**Heat 1:** 1, Jepkorir 9:32.27; 2, Petrova 9:38.80; 3, Dejaeghere 9:38.95; 4, McGettigan 9:39.41; 5, Hatti Dean GBR 9:43.23; 6, Mekdes Bekele ETH 9:50.12; 7, Jenny Barringer USA 9:51.04; 8, Zulema Fuentes-Pila ESP 9:55.62; 9, Dobrinka Shalamanova BUL 9:58.76; 10, Zenaide Vieira BRA 10:04.40; 11, Nataliya Tobias UKR 10:11.58; 12, Jin Yuan CHN 10:14.46; 13, Irini Kokkinariou GRE 10:19.62; 14, Tebogo Masehla RSA 10:41.02; 15, Kristine Eikrem Engeset NOR 10:56.45

**Heat 2:** 1, Morató 9:43.48; 2, Janowska 9:43.96; 3, Galkina 9:43.98; 4, Moreira 9:44.01; 5, Korene Hinds JAM 9:44.04; 6, Helen Clitheroe GBR 9:45.59; 7, Ancuța Bobocel ROU 9:53.44; 8, Türkan Erişmiş TUR 9:54.77; 9, Karoline Bjerkeli Grøvdal NOR 9:56.41; 10, Lindsey Anderson USA 9:57.00; 11, Li Zhenzhu CHN 10:00.55; 12, Zemzem Ahmed ETH 10:07.77; 13, Élodie Olivares FRA 10:08.39; 14, Andrea Mayr AUT 10:14.22; 15, Sabine Heitling BRA 10:19.57; Donna MacFarlane AUS, Sigrid Vanden Bempt BEL & Christin Johansson SWE DNF

**Heat 3:** 1, Casandra 9:29.39; 2, Volkova 9:30.00; 3, Ouhaddou 9:30.61; 4, Duarte 9:30.70; 5, Bisibori 9:31.20; 6, Hyman 9:42.23; 7, Britton 9:42.38; 8, Anna Willard USA 9:48.62; 9, Elena Romagnolo ITA 9:50.79; 10, Diana Martín ESP 9:53.88; 11, Katarzyna Kowalska POL 9:58.74; 12, Stephanie de Croock BEL 10:01.74; 13, Zhu Yanmei CHN 10:01.77; 14, Victoria Mitchell AUS 10:06.61; 15, Netsanet Achamo ETH 10:12.59; 16, Valentyna Horpynych UKR 10:13.87; 17, Silje Fjærtøft NOR 10:32.33; 18, Yoshika Tatsumi JPN 10:32.67

## X

## Berlin 2009

### Final (Aug 17)

|    |                  |     |         |
|----|------------------|-----|---------|
| 1, | Yuliya Zarudneva | RUS | 9:08.39 |
| 2, | Milcah Chemos    | KEN | 9:08.57 |
| 3, | Gulnara Galkina  | RUS | 9:11.09 |
| 4, | Jenny Barringer  | USA | 9:12.50 |
| 5, | Habiba Ghribi    | TUN | 9:12.52 |
| 6, | Ruth Bisibori    | KEN | 9:13.16 |
| 7, | Gladys Kipkemboi | KEN | 9:14.62 |
| 8, | Antje Möldner    | GER | 9:18.54 |

9, Zemzem Ahmed ETH 9:22.64; 10, Jessica Augusto POR 9:25.25; 11, Katarzyna Kowalska POL 9:30.37; 12, Sofia Assefa ETH 9:31.29; 13, Eva Arias ESP 9:33.34; 14, Sophie Duarte FRA 9:33.85; Marta Domínguez ESP DQ (r40.9) (9:07.32)

**Rightful finalist:** Oxana Juravel MDA

The favourite Galkina, troubled by a knee injury, led from the gun and passed 1000m in 3:01.26. She continued in front but not at the searing pace she'd set at the Beijing Olympics when she broke the world record. The second kilometre was covered in 3:05.19. It was Zarudneva, not Galkina who proved to be the strongest Russian challenger. She led a group of seven at the bell and repelled a challenge from Ghribi to drop all but Domínguez until just before the final hurdle, when the Spaniard zipped by to win by 8m. It was "the most important victory of my life," according to the winner, who had fallen while in medal contention at the 2008 Olympics.

Chemos – fifth at the final water-jump – closed drastically thereafter to almost deprive Zarudneva for the silver. She had ran her first steeplechase only four months earlier. Defending champion Volkova went out in the heats.

In November 2015 and after years of legal procedures, Domínguez was found guilty of a doping violation. The Spanish Athletic Federation had earlier cleared the Spaniard of irregularities in her biological passport, but that decision was contested by both the IAAF and WADA. The Court of Arbitration for Sport ultimately ruled that Domínguez be banned for three years to October 2017, with a result disqualification backdated to August 5, 2009. Her Berlin title went to Zarudneva – who as Zaripova would be stripped of the next world title.

### First round (First 4 & 3 fastest to final) (Aug 15)

**Heat 1:** 1, Galkina 9:17.67; 2, Möldner 9:21.73; 3, Assefa 9:22.63; 4, Chemos 9:23.87; 5, Arias 9:25.14; 6, Augusto 9:26.64; 7, Ancuța Bobocel ROU 9:34.39; 8, Yelena Sidorchenkova RUS 9:37.16; 9, Minori Hayakari JPN 9:39.28; 10, Lindsey Anderson USA 9:46.03; 11, Donna MacFarlane AUS 9:52.46; 12, Durka Mana SUD 9:52.90; 13, Elena Romagnolo ITA 9:56.61; Irini Kokkinariou GRE DQ (r40.9) (9:35.61)



**Heat 2:** 1, Ghribi 9:26.40; 2, Zarudneva 9:26.64; 3, Barringer 9:26.81; 4, Kowalska 9:26.93; 5, Bisibori 9:27.04; 6, Sara Moreira POR 9:28.64; 7, Korahubsh Itaa ETH 9:33.67; 8, Ulrika Johansson SWE 9:38.88; 9, Helen Clitheroe GBR 9:41.71; 10, Diana Martín ESP 9:42.39; 11, Élodie Olivarès FRA 9:43.83; 12, Sabine Heitling BRA 9:50.96; 13, Róisín McGettigan IRL 9:59.10; 14, Silje Fjørtoft NOR 10:01.04

**Heat 3:** 1, Ahmed 9:29.36; 2, Kipkemboi 9:29.36; 3, Duarte 9:34.08; 4, Oxana Juravel MDA 9:36.63; 5, Yekaterina Volkova RUS 9:43.52; 6, Livia Tóth HUN 9:45.14; 7, Sandra Eriksson FIN 9:46.62; 8, Karoline Bjerkeli Grøvdal NOR 9:48.47; 9, Cristina Casandra ROU 9:49.88; 10, Bridget Franek USA 9:50.02; 11, Asli Çakir TUR 10:06.64; Hanane Ouhaddou MAR DQ (r40.1) (9:35.78); Dominguez DQ (r40.9) (9:34.78)

## X Daegu 2011

### Final (Aug 30)

|    |                       |          |  |
|----|-----------------------|----------|--|
| 1, | Habiba Ghribi         | TUN      | 9:11.97  |
| 2, | Milcah Chemos         | KEN      | 9:17.16  |
| 3, | Mercy Njoroge         | KEN      | 9:17.88  |
| 4, | Lydia Rotich          | KEN      | 9:25.74  |
| 5, | Sofia Assefa          | ETH      | 9:28.24  |
| 6, | Gesa Felicitas Krause | GER      | 9:32.74  |
| 7, | Birtukan Fente        | ETH      | 9:36.81  |
| 8, | Lyubov Kharlamova     | RUS      | 9:44.14  |
| 9, | Emma Coburn USA       | 9:51.40; | 10, Barbara Parker GBR 9:56.66; 11, Birtukan Adamu ETH 10:05.10; Yuliya Zaripova RUS DQ (r40.9) (9:07.03); Binnaz Uslu TUR DQ (r40.1) (9:31.06); Hanane Ouhaddou MAR DQ (r40.9) (9:32.36); Sara Moreira POR DQ (r40.1) (9:47.87) |

**Rightful finalists:** Fionnuala Britton IRL, Beverly Ramos PUR, Cristina Casandra ROU & Bridget Franek USA

Zaripova, as Zarudneva, originally won silver behind Marta Domínguez in 2009 and then front-ran to the European title ahead of the Spaniard in 2010. The Russian repeated her 2010 tactic in Daegu. The Kenyans stayed with her through kilometre splits of 3:00.70 and 3:03.66 before the Russian began to move away in the penultimate lap. Ghribi passed the Kenyans with 650m to go and looked like a threat to Zaripova, but instead the Russian's superior barrier technique and strength enabled her to draw away over the last 200m. Her time of 9:07.03 moved her into third on the all-time list.

Sadly this proved to be the second successive World Championship where the women's steeplechase champion was disqualified for a doping offence. In 2009, Zarudneva/Zaripova had been promoted to gold after Domínguez was charged. That was in November 2015, but already in January of that year, Zaripova was one of six Russians sanctioned by the Russian Anti-Doping Agency for an offence based on anomalies in her Athlete Biological Passport. Once the details of their sanctions had been confirmed by the Court of Arbitration for Sport (in March 2016), the IAAF set out her punishment. This included the annulment of all of Zaripova's results since and including that of July 20, 2011. The 2011 world title went to Ghribi who therefore became her country's first World Champion in athletics. She also claimed Zaripova's 2012 Olympic title, receiving that medal in June 2016.

Four other women were disqualified for doping infractions from the event, including three more finalists.

### First round (First 4 & 3 fastest to final) (Aug 27)

**Heat 1:** 1, Ghribi 9:24.56; 2, Njoroge 9:24.95; 3, Fente 9:28.82; 4, Fionnuala Britton IRL 9:41.17; 5, Bridget Franek USA 9:43.09; 6, Korene Hinds JAM 9:52.11; 7, Jana Sussmann GER 9:59.53; 8, Diana Martín ESP 10:04.59; 9, Ángela Figueroa COL 10:06.00; Uslu DQ (r40.1) (9:24.06); Ouhaddou DQ (r40.9) (9:25.96)

**Heat 2:** 1, Assefa 9:32.48; 2, Rotich 9:36.70; 3, Coburn 9:38.42; 4, Kharlamova 9:40.04; 5, Cristina Casandra ROU 9:51.00; 6, Gülcan Mingir TUR 10:04.83; 7, Minoru Hayakari JPN 10:05.34; 8, Salima Alami MAR 10:07.71; 9, Marcela Lustigová CZE 10:12.54; Mardrea Hyman JAM DNF; Moreira DQ (r40.1) (9:36.97)

**Heat 3:** 1, Chemos 9:35.61; 2, Krause 9:35.83; 3, Adamu 9:37.31; 4, Parker 9:38.21; 5, Beverly Ramos PUR 9:45.50; 6, Stephanie Garcia USA 9:53.47; 7, Stephanie Reilly IRL 9:55.49; 8, Sandra Eriksson FIN 10:03.20; 9, Svitlana Shmidt UKR 10:14.16; Zaripova DQ (r40.9) (9:35.80); Irini Kokkariou GRE DQ (r40.9) (10:15.18)

## Moscow 2013

### (Aug 13)

|    |                 |     |         |
|----|-----------------|-----|---------|
| 1, | Milcah Chemos   | KEN | 9:11.65 |
| 2, | Lydia Chepkurui | KEN | 9:12.55 |
| 3, | Sofia Assefa    | ETH | 9:12.84 |

|    |                       |     |  |
|----|-----------------------|-----|--|
| 4, | Hiwot Ayalew          | ETH | 9:15.25  |
| 5, | Etenesh Diro          | ETH | 9:16.97  |
| 6, | Hyvin Jepkemoi        | KEN | 9:22.05  |
| 7, | Valentyna Zhudina     | UKR | 9:33.73  |
| 8, | Antje Möldner-Schmidt | GER | 9:34.06  |
| 9, | Gesa-Felicitas Krause | GER | 9:37.11; 10, Eilish McColgan GBR 9:37.33; 11, Diana Martín ESP 9:38.30; 12, Natalya Gorchakova RUS 9:38.57; 13, Ancața Bobocel ROU 9:53.35; 14, Silvia Danekova BUL 9:58.57; 15, Salima Alami MAR 10:08.36 |

After one lap of the final, all Kenyans and Ethiopians were clear of the field. Ayalew led through 1000m in 3:01.72, and then Chemos took the lead. The shortest of the contenders, and with a rudimentary hurdle technique, she covered the second kilometre in 3:09.64. With just under two laps to go, Assefa hit a hurdle and fell, losing 20m. Chemos lifted the pace approaching the bell, and though training partner Chepkurui got near during the last lap, she could never pass her diminutive teammate. Chemos became Kenya's first female world steeplechase champion. Behind her Chepkurui only just held off Asefa for silver. Without the fall, the Ethiopian would surely have been battling for gold. The transponder time for her final lap was 73.27, quicker than the 73.68 of the winner.

The two biggest threats to East Africa never made it to Moscow. Olympic silver medallist Habiba Ghribi withdrew with an injury. So did defending champion Yulia Zaripova, who was reported as having hurt her knee hurdling, but was later declared guilty by the Russian Anti-Doping Agency of having committed a doping offence from July 25, 2013.

### First round (First 5 & 5 fastest to final) (Aug 10)

**Heat 1:** 1, Chemos 9:36.16; 2, Jepkemoi 9:36.19; 3, Assefa 9:36.66; 4, Zhudina 9:37.79; 5, Alami 9:39.95; 6, Krause 9:42.19; 7, Amina Betiche ALG 9:45.50; 8, Sandra Eriksson FIN 9:45.57; 9, Shalaya Kipp USA 9:45.97; 10, Beverly Ramos PUR 9:49.60; 11, Lyudmila Lebedeva RUS 9:50.64; 12, Sudha Singh IND 9:51.05; 13, Charlotta Fougberg SWE 9:59.17; 14, Natalya Aristarkhova RUS 10:10.26

**Heat 2:** 1, Diro 9:24.02; 2, Chepkurui 9:24.19; 3, Ayalew 9:24.49; 4, Möldner-Schmidt 9:29.27; 5, Danekova 9:35.66; 6, Bobocel 9:35.78; 7, McColgan 9:35.82; 8, Martín 9:39.22; 9, Gorchakova 9:42.12; 10, Katarzyna Kowalska POL 9:44.12; 11, Ashley Higginson USA 9:45.78; 12, Gladys Kipkemboi KEN 9:54.22; 13, Nicole Bush USA 9:58.03; Kaltoum Bouaasayriya MAR DQ (r163.3b); Fabienne Schlumpf SUI DQ (r163.3b)

## Beijing 2015

### Final (Aug 26)

|    |                       |          |  |
|----|-----------------------|----------|--|
| 1, | Hyvin Jepkemoi        | KEN      | 9:19.11  |
| 2, | Habiba Ghribi         | TUN      | 9:19.24  |
| 3, | Gesa-Felicitas Krause | GER      | 9:19.25  |
| 4, | Sofia Assefa          | ETH      | 9:20.01  |
| 5, | Emma Coburn           | USA      | 9:21.78  |
| 6, | Hiwot Ayalew          | ETH      | 9:24.27  |
| 7, | Virginia Nyambura     | KEN      | 9:26.21  |
| 8, | Lalita Babar          | IND      | 9:29.64  |
| 9, | Stephanie Garcia USA  | 9:31.06; | 10, Salima Alami MAR 9:32.15; 11, Ruth Jebet BRN 9:33.41; 12, Colleen Quigley USA 9:34.29; 13, Özlem Kaya TUR 9:34.66; 14, Fadwa Sidi Madane MAR 9:41.45; 15, Rosefine Chepngetich KEN 9:46.08 |

After a slow start, Babar of India broke away, passing 1000m in 3:09.96, and still led at 2000m in 6:22.27. Coburn took the lead with two laps to go, and at the bell (8:12.85) there were still seven in the leading group. Olympic Champion Ghribi went to the front just after the bell, but could not break away. As the leaders came out of the final water jump, the Tunisian led by inches from Jepkemoi, with Krause, Coburn and Assefa just behind. Approaching the final barrier Krause sidestepped inside and came off the final hurdle just ahead of Ghribi, with Jepkemoi third. In an exciting finish, those positions were reversed with the Kenyan emerging as the victor. Barely a metre covered the top three.

For Morocco, Ouhaddou was disqualified for a third successive World Championships. Her results in 2011 and 2013 were annulled because of doping violation revealed by her biological passport. In Beijing she was sanctioned for stepping inside the inner lane line.

**First round (First 3 & 6 fastest to final) (Aug 24)**

**Heat 1:** 1, Ayalew 9:25.55; 2, Nyambura 9:28.50; 3, Garcia 9:29.34; 4, Madeline Hills AUS 9:30.79; 5, Amina Betiche ALG 9:36.10; 6, Geneviève Lalonde CAN 9:36.83; 7, Maruša Mišmaš SLO 9:37.73; 8, Camilla Richardsson FIN 9:53.13; 9, Michele Finn IRL 9:55.27; 10, Muriel Coneo COL 9:55.53; 11, Lyudmila Lebedeva RUS 9:58.65; 12, Rosa Flanagan NZL 10:00.71; Sviatlana Kudzelich BLR DNF; Hanane Ouhaddou MAR DQ (r163.3b); Aisha Praught JAM DQ (r163.3b)

**Heat 2:** 1, Ghribi 9:24.38; 2, Krause 9:24.92; 3, Chepnetich 9:25.91; 4, Babar 9:27.86; 5, Alami 9:28.18; 6, Quigley 9:29.09; 7, Kaya 9:30.23; 8, Mariya Shatalova UKR 9:36.87; 9, Birtukan Fente ETH 9:39.77; 10, Erin Teschuk CAN 9:40.07; 11, Victoria Mitchell AUS 9:43.73; 12, Silvia Danekova BUL 9:46.31; 13, Sara Treacy IRL 9:48.24; 14, Charlotta Fougberg SWE 9:50.79; 15, Yekaterina Doseykina RUS 10:13.26

**Heat 3:** 1, Jepkemoi 9:26.19; 2, Assefa 9:26.47; 3, Coburn 9:27.19; 4, Madane 9:27.87; 5, Jebet 9:27.93; 6, Etenesh Diro ETH 9:31.97; 7, Genevieve LaCaze AUS 9:39.35; 8, Sandra Eriksson FIN 9:39.64; 9, Lucie Sekanová CZE 9:45.72; 10, Klara Bodinson SWE 9:50.13; 11, Tuğba Güvenç TUR 9:58.07; 12, Natalya Aristarkhova RUS 10:02.79; 13, Kerry O'Flaherty IRL 10:05.10; 14, Zhang Xinyan CHN 10:13.25; 15, Rolanda Bell PAN 10:33.78

**3000 METRES STEEPLECHASE****Multiple Medallists:**

|   |                    |     |                  |
|---|--------------------|-----|------------------|
| 3 | Milcah Chemos      | KEN | 09-2, 11-2, 13-1 |
| 2 | Yekaterina Volkova | RUS | 05-2, 07-1       |
|   | Habiba Ghribi      | TUN | 11-1, 15-2       |

**Most Finals:**

|   |              |     |                         |
|---|--------------|-----|-------------------------|
| 4 | Sofia Assefa | ETH | 09-12, 11-5, 13-3, 15-4 |
|---|--------------|-----|-------------------------|

**Most Appearances:**

|   |                   |     |                                  |
|---|-------------------|-----|----------------------------------|
| 4 | Minoru Hayakari   | JPN | 05-12, 07-dnf/h1, 09-9h1, 11-7h2 |
|   | Cristina Casandra | ROU | 05-7, 07-6, 09-9h3, 11-5h2       |
|   | Habiba Ghribi     | TUN | 05-8h3, 09-5, 11-1, 15-2         |
|   | Diana Martín      | ESP | 07-10h3, 09-10h2, 11-8h1, 13-11  |
|   | Hanane Ouhaddou   | MAR | 07-9, 09-dqh3, 11-dq, 15-dq/h1   |
|   | Sandra Eriksson   | FIN | 09-7h3, 11-8h3, 13-8h1, 15-8h3   |
|   | Assefa            |     |                                  |

**National Placings:**

|               | 1        | 2        | 3        | 4        | 5        | 6        | 7        | 8        | Points     |
|---------------|----------|----------|----------|----------|----------|----------|----------|----------|------------|
| KEN           | 2        | 3        | 3        | 2        | 1        | 2        | 2        | -        | 79         |
| RUS           | 2        | 2        | 1        | -        | -        | 1        | 1        | 1        | 42         |
| ETH           | -        | -        | 1        | 2        | 2        | 1        | 1        | -        | 29         |
| TUN           | 1        | 1        | -        | -        | 1        | -        | -        | -        | 19         |
| GER           | -        | -        | 1        | -        | -        | 1        | -        | 2        | 11         |
| USA           | -        | -        | -        | 1        | 1        | -        | -        | -        | 9          |
| UGA           | 1        | -        | -        | -        | -        | -        | -        | -        | 8          |
| JAM           | -        | -        | -        | 1        | -        | -        | -        | 1        | 6          |
| ROU           | -        | -        | -        | -        | -        | 1        | 1        | -        | 5          |
| FRA           | -        | -        | -        | -        | 1        | -        | -        | -        | 4          |
| UKR           | -        | -        | -        | -        | -        | -        | 1        | -        | 2          |
| ESP           | -        | -        | -        | -        | -        | -        | -        | 1        | 1          |
| IND           | -        | -        | -        | -        | -        | -        | -        | 1        | 1          |
| <b>Totals</b> | <b>6</b> | <b>6</b> | <b>6</b> | <b>6</b> | <b>6</b> | <b>6</b> | <b>6</b> | <b>6</b> | <b>216</b> |

**100 Metres Hurdles****Helsinki 1983****Final (Aug 13) (2.4)**

|    |                    |     |        | Reactions |
|----|--------------------|-----|--------|-----------|
| 1, | Bettine Jahn       | GDR | 12.35w | 0.154     |
| 2, | Kerstin Knabe      | GDR | 12.42  | 0.115     |
| 3, | Ginka Zagorcheva   | BUL | 12.62  | 0.117     |
| 4, | Natalya Petrova    | URS | 12.67  |           |
| 5, | Shirley Strong     | GBR | 12.78  |           |
| 6, | Yelena Biserova    | URS | 12.80  |           |
| 7, | Cornelia Riefstahl | GDR | 12.94  |           |
| 8, | Benita Fitzgerald  | USA | 12.99  |           |

Windy conditions on the last days of the championships blew Bettine Jahn to history's fastest time but prevented the mark from being accepted as a record.

The 25 year-old GDR hurdler, only third in the previous year's European Championships, ran a perfect race from lane 1 to clock 12.35 – 0.01 quicker than the 1980 world record of Grażyna Rabsztyń. For a moment the stadium was celebrating the third world record of the championships. Then the following wind was confirmed as 2.4 metres per second. A strong second was Jahn's taller compatriot Knabe, who closed down on the leader over the last two hurdles.

**First round (First 5 & 7 fastest to semi-finals) (Aug 12)**

**Heat 1: (0.8)** 1, Knabe 13.03; 2, Machabey 13.15; 3, Denk 13.26; 4, Kameli 13.61; 5, Benserud 13.71; 6, Pandazi 13.90; 7, Dai 13.97

**Heat 2: (2.1)** 1, Zagorcheva 12.78w; 2, Biserova 12.91; 3, Savigny 13.21; 4, Stoica 13.24; 5, Boothe 13.46; 6, Capotosto 13.63; 7, Lin 14.25

**Heat 3: (-3.1)** 1, Strong 13.26; 2, Petrova 13.43; 3, Siska 13.60; 4, Fitzgerald 13.67; 5, Forgrave 13.83; 6, Nawal El Moutawakel MAR 14.85; 7, June Caddle BAR 14.89

**Heat 4: (0.5)** 1, Filsinger 13.04; 2, Riefstahl 13.07; 3, Nunn 13.26; 4, Nelson 13.66; 5, Sichelau 13.76; 6, Martínez 13.78; Candy Young USA DNF

**Heat 5: (0.6)** 1, Jahn 12.81; 2, Chardonnet 13.17; 3, Page 13.18; 4, Livermore 13.25; 5, Olijslager 13.26; 6, Sasaki 13.78; 7, Purho 14.23

**Second round (First 4 to semi-finals) (Aug 12)**

**Heat 1: (1.4)** 1, Knabe 12.83; 2, Livermore 13.22; 3, Nunn 13.23; 4, Filsinger 13.31; 5, Susan Kameli CAN 13.33; 6, Beatriz Capotosto ARG 13.60; 7, Elisabet Pandazi GRE 13.95; 8, Dai Jianhua CHN 14.07

**Heat 2: (2.3)** 1, Zagorcheva 12.66w; 2, Petrova 12.70; 3, Page 13.12; 4, Chardonnet 13.13; 5, Lorna Boothe GBR 13.29; 6, Heidi Benserud NOR 13.60; 7, Helle Sichelau DEN 13.73; Lin Yueh-Hsiang TPE DNS

**Heat 3: (1.9)** 1, Jahn 12.75; 2, Machabey 12.95; 3, Fitzgerald 13.15; 4, Siska 13.16; 5, Mihaela Stoica ROU 13.21; 6, Marjan Olijslager NED 13.30; 7, Sylvia Forgrave CAN 13.38; 8, Emi Sasaki JPN 13.73

**Heat 4: (1.6)** 1, Strong 12.91; 2, Biserova 12.94; 3, Riefstahl 12.96; 4, Denk 13.14; 5, Marie-Noëlle Savigny FRA 13.21; 6, Karen Nelson CAN 13.61; 7, Maria José Martínez ESP 13.80; 8, Salla Purho FIN 13.90

**Semi-finals (First 4 to final) (Aug 13)**

**Heat 1: (0.7)** 1, Zagorcheva 12.75; 2, Knabe 12.83; 3, Biserova 12.92; 4, Strong 12.99; 5, Michele Chardonnet FRA 13.13; 6, Pam Page USA 13.24; 7, Heike Filsinger FRG 13.42; 8, Xenia Siska HUN 13.68

**Heat 2: (1.6)** 1, Jahn 12.76; 2, Petrova 12.83; 3, Fitzgerald 12.96; 4, Riefstahl 13.00; 5, Laurence Machabey FRA 13.08; 6, Ulrike Denk FRG 13.16; 7, Judy Livermore GBR 13.30; 8, Glynis Nunn AUS 13.39

**Rome 1987****Final (Sep 4) (-0.5)**

|    |                      |     |       |
|----|----------------------|-----|-------|
| 1, | Ginka Zagorcheva     | BUL | 12.34 |
| 2, | Gloria Uibel         | GDR | 12.44 |
| 3, | Cornelia Oschkenat   | GDR | 12.46 |
| 4, | Yordanka Donkova     | BUL | 12.49 |
| 5, | Anne Piquereau       | FRA | 12.82 |
| 6, | Laurence Elloy       | FRA | 12.83 |
| 7, | Claudia Zaczekiewicz | FRG | 12.98 |
| 8, | LaVonna Martin       | USA | 13.06 |

Yordanka Donkova, who set three world records in 1986, was left without a medal in a final which resembled a Bulgaria versus GDR international.

Donkova had been supplanted as world record holder by her teammate Zagorcheva, and it was she who dominated in the final. Donkova held second place briefly but was overtaken by the GDR pair of Uibel and Oschkenat.

**First round (First 3 & 4 fastest to semi-finals) (Sep 3)**

**Heat 1: (-1.0)** 1, Zagorcheva 12.51; 2, Piquereau 13.24; 3, López 13.24; 4, Heggli 13.32; 5, Wendy Jeal GBR 13.41; 6, Dinah Yankey GHA 13.90; 7, Helga Halldorsdóttir ISL 13.97

**Heat 2: (0.8)** 1, Donkova 12.97; 2, Colle 13.20; 3, Hightower 13.22; 4, Vallecilla 13.30; 5, Lesley-Ann Skeete GBR 13.40; 6, Tiina Lindgren FIN 13.76; 7, Chen Wen-Ing TPE 14.12

**Heat 3: (-0.8)** 1, Oschkenat 12.83; 2, Gunnell 13.02; 3, Martin 13.19; 4, Lombardo 13.25; 5, Karin Malmbro SWE 13.43; 6, Karen Nelson CAN 13.60

**Heat 4: (-1.6)** 1, Uibel 12.81; 2, Elloy 13.08; 3, Zaczekiewicz 13.15; 4, Hunter 13.19; 5, Feng Yinghua CHN 13.85; 6, Sandra Tavares MEX 13.86

**Semi-finals (First 4 to final) (Sep 4)**

**Heat 1: (-0.2)** 1, Oschkenat 12.65; 2, Zagorcheva 12.75; 3, Martin 12.94; 4, Piquereau 12.95; 5, Florence Colle FRA 13.04; 6, Sally Gunnell GBR 13.06; 7, Rita Heggli SUI 13.20; 8, Nancy Vallecilla ECU 13.28

**Heat 2: (-0.9)** 1, Uibel 12.68; 2, Donkova 12.76; 3, Elloy 12.88; 4, Zaczekiewicz 13.01; 5, Stephanie Hightower USA 13.12; 6, Sophia Hunter USA 13.26; 7, Aliuska López CUB 13.31; 8, Patrizia Lombardo ITA 13.38

**Tokyo 1991****Final (Aug 30) (-1.7)**

|    |                       |     |       | Reactions |
|----|-----------------------|-----|-------|-----------|
| 1, | Lyudmila Narozhilenko | URS | 12.59 | 0.147     |
| 2, | Gail Devers-Roberts   | USA | 12.63 | 0.148     |
| 3, | Natalya Grigoryeva    | URS | 12.69 | 0.162     |
| 4, | Monique Ewanjé-Épée   | FRA | 12.84 | 0.150     |

|    |                  |     |       |       |
|----|------------------|-----|-------|-------|
| 5, | Julie Baumann    | SUI | 12.88 | 0.152 |
| 6, | Florence Colle   | FRA | 13.01 | 0.165 |
| 7, | Aliuska López    | CUB | 13.06 | 0.168 |
| 8, | Kristin Patzwahl | GER | 13.07 | 0.155 |

The event went to form when Lyudmila Narozhilenko added the world outdoor title to the one she had won indoors in March. The Soviet record holder (12.28) ran the fastest times in each of the rounds and took control of the final from the third hurdle.

It looked as if the USSR would also claim the silver, before Devers-Roberts surged at the end of the race. Her run represented a remarkable comeback. She had suffered from Graves' disease – a thyroid condition – which prevented her from competing in 1989 and 1990. Six months before the championships she was confined to her bed and almost had to have her feet amputated. She miraculously recovered and started training seriously in May.

The silver and bronze medallists of 1987, Siebert (née Uibel) and Oschkenat – were both eliminated in the first round.

#### First round (First 2 & 6 fastest to semi-finals) (Aug 29)

**Heat 1: (0.0)** 1, Zhang 13.12; 2, Myricks 13.12; 3, Piquereau 13.20; 4, Lesley-Ann Skeete GBR 13.33; 5, Mihaela Pogăcian ROU 13.38; 6, Cornelia Oschkenat GER 13.55

**Heat 2: (-1.1)** 1, Grigoryeva 13.02; 2, Adams 13.30; 3, Voula Patoulidou GRE 13.41; 4, Liliana Nastase ROU 13.41; 5, Donalda Duprey CAN 13.75; 6, Carmen Bezanilla CHI 14.01; Yasmina Azzizi ALG DNS

**Heat 3: (0.9)** 1, Devers-Roberts 12.77; 2, Freeman 13.10; 3, Colle 13.12; 4, Mardomingo 13.22; 5, Gloria Siebert GER 13.29; 6, Luo Bin CHN 13.53

**Heat 4: (0.6)** 1, Ewanje-Epée 12.92; 2, López 13.10; 3, Morley-Brown 13.24; 4, Nadezhda Bodrova URS 13.34; 5, Brigita Bukovec YUG 13.44; 6, Monica Pellegrinelli SUI 13.49; 7, Wang Shu-Hwa TPE 13.81

**Heat 5: (0.5)** 1, Narozhilenko 12.66; 2, Baumann 12.86; 3, Dethier 13.07; 4, Patzwahl 13.08; 5, Dawn Bowles USA 13.41; 6, Michelle Edwards GBR 13.50; 7, Ayumi Sasaki JPN 13.85

#### Semi-finals (First 4 to final) (Aug 29)

**Heat 1: (-0.4)** 1, Grigoryeva 12.66; 2, Devers-Roberts 12.71; 3, Ewanje-Epée 12.88; 4, Patzwahl 13.11; 5, Michelle Freeman JAM 13.17; 6, Sylvie Dethier BEL 13.18; 7, Kay Morley-Brown GBR 13.24; 8, Odalys Adams CUB 13.26

**Heat 2: (0.2)** 1, Narozhilenko 12.52; 2, López 12.91; 3, Colle 12.94; 4, Baumann 12.94; 5, Anne Piquereau FRA 13.02; 6, Armita Myricks USA 13.12; 7, María José Mardomingo ESP 13.19; 8, Zhang Yu CHN 13.24

## Stuttgart 1993

### Final (Aug 20) (0.2)

|    |                  |     |       |       |
|----|------------------|-----|-------|-------|
| 1, | Gail Devers      | USA | 12.46 | 0.167 |
| 2, | Marina Azyabina  | RUS | 12.60 | 0.157 |
| 3, | Lynda Tolbert    | USA | 12.67 | 0.118 |
| 4, | Aliuska López    | CUB | 12.73 | 0.187 |
| 5, | Eva Sokolova     | RUS | 12.78 | 0.163 |
| 6, | Dawn Bowles      | USA | 12.90 | 0.217 |
| 7, | Michelle Freeman | JAM | 12.90 | 0.188 |
| 8, | Cécile Cinélu    | FRA | 12.95 | 0.160 |

Devers made amends for falling in the Olympic final by taking her second world gold in five days. The American was helped by the fact that her main rival, Azyabina, false-started in the final.

It was Tolbert who showed the best reactions when the race started for real. She was caught by Devers before halfway. The 100m champion easily held off the closing charge of Azyabina to break her own American record. Tolbert held on for the bronze.

#### First round (First 3 & 6 fastest to semi-finals) (Aug 19)

**Heat 1: (-1.0)** 1, Azyabina 12.88; 2, Baumann 13.10; 3, Bodrova 13.25; 4, Preira 13.36; 5, María José Mardomingo ESP 13.41; 6, Sonia Paquette CAN 13.51; 7, Gudrun Arnardóttir ISL 13.96

**Heat 2: (-0.8)** 1, Sokolova 12.96; 2, Anderson 13.23; 3, Grefstad 13.29; 4, Russell 13.30; 5, Liliana Nastase ROU 13.41; 6, Maria Kamrowska POL 13.44; 7, Natalya Belenkova TKM 14.18; 8, Ivette Sánchez PAN 15.30

**Heat 3: (-0.6)** 1, Freeman 12.84; 2, Bowles 12.89; 3, Patzwahl 12.98; 4, Bukovec 13.05; 5, Ramalalanirina 13.35; 6, Chan Sau Ying HKG 13.50; 7, Kim Seon-Jin KOR 13.99

**Heat 4: (-1.0)** 1, López 13.04; 2, Dimitrova 13.05; 3, Rose 13.27; 4, Keri Maddox GBR 13.49; 5, Ina Langenhuisen NED 13.50; 6, Vania Ferreira BRA 14.23; Sabine Braun GER DNS

**Heat 5: (-0.1)** 1, Devers 12.74; 2, Cinélu 13.00; 3, Agyepong 13.07; 4, Flemming 13.19; 5, Donalda Duprey CAN 13.50; 6, Ludmila Olijar LAT 13.50; 7, Sriyani Kulawansa SRI 13.58

**Heat 6: (-0.5)** 1, Tolbert 12.90; 2, Girard 13.08; 3, Court 13.26; 4, Kolovanova UKR 13.40; 5, Joyce Melendez PUR 13.41; 6, Carla Tuzzi ITA 13.54; 7, Manuela Marxer LIE 13.65

#### Semi-finals (First 2 & 2 fastest to final) (Aug 19)

**Heat 1: (-0.3)** 1, Devers 12.67; 2, Cinélu 12.88; 3, López 12.92; 4, Jackie Agyepong GBR 13.03; 5, Kristin Patzwahl GER 13.07; 6, Katie Anderson CAN 13.34; 7, Dionne Rose JAM 13.43; Natalya Kolovanova UKR DNF

**Heat 2: (0.3)** 1, Azyabina 12.70; 2, Tolbert 12.76; 3, Brigita Bukovec SLO 12.98; 4, Patricia Girard FRA 13.03; 5, Gillian Russell JAM 13.12; 6, Nicole Ramalalanirina MAD 13.16; 7, Jane Flemming AUS 13.19; 8, Clova Court GBR 13.37

**Heat 3: (0.6)** 1, Sokolova 12.76; 2, Freeman 12.77; 3, Bowles 12.84; 4, Svetla Dimitrova BUL 12.96; 5, Nadyezhda Bodrova UKR 12.98; 6, Julie Baumann SUI 12.99; 7, Monica Grefstad NOR 13.37; 8, Marie-Victoire Preira FRA 13.39

## Gothenburg 1995

### Final (Aug 6) (0.2)

|    |                      |     |       |       |
|----|----------------------|-----|-------|-------|
| 1, | Gail Devers          | USA | 12.68 | 0.162 |
| 2, | Olga Shishigina      | KAZ | 12.80 | 0.141 |
| 3, | Yuliya Graudyn       | RUS | 12.85 | 0.185 |
| 4, | Tatyana Reshetnikova | RUS | 12.87 | 0.194 |
| 5, | Julie Baumann        | SUI | 12.95 | 0.137 |
| 6, | Gillian Russell      | JAM | 12.96 | 0.167 |
| 7, | Dionne Rose          | JAM | 12.98 | 0.152 |
| 8, | Brigita Bukovec      | SLO | 13.02 | 0.180 |

The form book indicated that Devers would face a strong challenge from Shishigina, who was unbeaten in 10 hurdles races in 1995 and had a best of 12.44. Devers, meanwhile, was having a low-key season in which she avoided sprinting due to a tender hamstring.

In the final, the American got a poor start but her speed between the hurdles showed. Shishigina was the better hurdler but was no match for the American. "In the race I just focussed on my lane," said Devers. "I didn't know of the others."

#### First round (First 2 & 6 fastest to semi-finals) (Aug 5)

**Heat 1: (-0.2)** 1, Bukovec 12.93; 2, Rose 12.97; 3, Piquereau 13.05; 4, Caren Jung GER 13.13; 5, Carla Tuzzi ITA 13.32; 6, Chan Sau Ying HKG 13.53

**Heat 2: (-0.6)** 1, Reshetnikova 13.07; 2, Gualdo 13.08; 3, Monique Tourret FRA 13.13; 4, Birgit Wolf GER 13.21; 5, María José Mardomingo ESP 13.31; 6, Isabel Abrantes POR 13.77; Hsu Hsiu-ying TPE DNF

**Heat 3: (0.4)** 1, Graudyn 12.90; 2, Girard 12.95; 3, Freeman 12.99; 4, Yurkova 13.00; 5, Odalys Adams CUB 13.33; 6, Heike Blassneck GER 13.47; Gilda Massa PER DNS

**Heat 4: (-0.2)** 1, Shishigina 12.80; 2, López 13.01; 3, Agyepong 13.06; 4, Ramalalanirina 13.13; 5, Doris Williams USA 13.33; 6, Sriyani Kulawansa SRI 13.45; Joyce Melendez PUR DNS

**Heat 5: (-1.0)** 1, Russell 12.84; 2, Devers 12.85; 3, Baumann 12.99; 4, Yelena Ovcharova UKR 13.18; 5, Monica Grefstad NOR 13.30; 6, Zhou Jing CHN 13.61; 7, Véronique Linster LUX 13.74

#### Semi-finals (First 4 to final) (Aug 6)

**Heat 1: (0.1)** 1, Devers 12.67; 2, Russell 12.74; 3, Graudyn 12.82; 4, Baumann 12.86; 5, Patricia Girard FRA 12.87; 6, Lidiya Yurkova BLR 12.95; 7, Jacqui Agyepong GBR 13.14; 8, Michelle Freeman JAM 13.23

**Heat 2: (-0.3)** 1, Shishigina 12.78; 2, Bukovec 12.82; 3, Rose 12.86; 4, Reshetnikova 12.88; 5, Marsha Gualdo USA 12.91; 6, Aliuska López CUB 12.98; 7, Anne Piquereau FRA 13.09; 8, Nicole Ramalalanirina MAD 13.24

## Athens 1997

### Final (Aug 10) (-0.3)

|    |                   |     |             |       |
|----|-------------------|-----|-------------|-------|
| 1, | Ludmila Engquist  | SWE | 12.50       | 0.126 |
| 2, | Svetla Dimitrova  | BUL | 12.58       | 0.136 |
| 3, | Michelle Freeman  | JAM | 12.61       | 0.145 |
| 4, | Brigita Bukovec   | SLO | 12.69       | 0.146 |
| 5, | Dionne Rose       | JAM | 12.87       | 0.118 |
| 6, | Katie Anderson    | CAN | 12.88       | 0.127 |
| 7, | Svetlana Laukhova | RUS | 12.98       | 0.135 |
|    | Patricia Girard   | FRA | DQ (r162.7) |       |

After setting Commonwealth records of 12.53 and 12.52 in the preliminaries, and with a clear lead in the early stages of the final, Freeman must have believed everything was going her way. But her fate was to finish third. Sweden's Olympic Champion Engquist (who won this title in 1991 as Lyudmila Narozhilenko of the USSR) kept her head and,



despite being as much as 6/100ths behind Freeman after 40m she was ahead at the seventh hurdle and went on to finish a metre clear. The Jamaican was passed on the run-in by Dimitrova. Girard was disqualified for two false starts.

#### First round (First 2 & 6 fastest to semi-finals) (Aug 9)

**Heat 1: (0.2)** 1 Freeman 12.53; 2, Baumann 12.91; 3, Kirkland 12.99; 4, Blassneck 13.00; 5, Botha 13.00; 6, Aneta Sosnowska POL 13.28; 7, Virginie Gollino MON 15.26

**Heat 2: (1.5)** 1, Engquist 12.62; 2, Girard 12.67; 3, Laukhova 12.88; 4, Sriyani Kulawansa SRI 13.07; 5, Angie Thorp GBR 13.08; 6, Carla Tuzzi ITA 13.10; 7, Taiwo Aladefa NGR 13.16

**Heat 3: (0.2)** 1, Rose 12.84; 2, Allahgreen 13.03; 3, Dawn Bowles USA 13.11; 4, Nadège Joseph FRA 13.23; 5, Irina Korotyia RUS 13.32; 6, Yvonne Kanazawa JPN 13.34; 7, Hristiana Tabaki GRE 13.82

**Heat 4: (0.6)** 1, Dimitrova 12.68; 2, Atede 12.83; 3, Walker 12.96; 4, Iveta Rudová CZE 13.14; 5, Nicole Ramalalanirina MAD 13.21; 6, Johanna Halkoaho FIN 13.52; Anna Leszczynska POL DNF

**Heat 5: (-1.6)** 1, Anderson 12.96; 2, Bukovec 12.97; 3, Gaudyň 13.07; 4, Melissa Morrison USA 13.11; 5, Aliuska López CUB 13.19; 6, Maria-José Mardomingo ESP 13.42; 7, Verónica de Paoli ARG 13.83

#### Semi-finals (First 4 to final) (Aug 10)

**Heat 1: (-0.4)** 1, Freeman 12.52; 2, Dimitrova 12.74; 3, Bukovec 12.76; 4, Anderson 12.80; 5, Julie Baumann SUI 12.97; 6, Astia Walker JAM 13.00; 7, Anjanette Kirkland USA 13.04; 8, Yuliya Gaudyň RUS 13.07

**Heat 2: (0.2)** 1, Engquist 12.53; 2, Girard 12.68; 3, Laukhova 12.88; 4, Rose 12.89; 5, Angie Atede NGR 12.91; 6, Heike Blassneck GER 12.94; 7, Corien Botha RSA 13.12; 8, Diane Allahgreen GBR 13.25

### Seville 1999

#### Final (Aug 28) (0.7)

|    |                        |     |       |       |
|----|------------------------|-----|-------|-------|
| 1, | Gail Devers            | USA | 12.37 | 0.113 |
| 2, | Glory Alozie           | NGR | 12.44 | 0.155 |
| 3, | Ludmila Engquist       | SWE | 12.47 | 0.132 |
| 4, | Olga Shishigina        | KAZ | 12.51 | 0.150 |
| 5, | Svetla Dimitrova       | BUL | 12.75 | 0.149 |
| 6, | Dionne Rose            | JAM | 12.80 | 0.107 |
| 7, | Delloreen Ennis-London | JAM | 12.87 | 0.148 |
| 8, | Patricia Girard        | FRA | 12.97 | 0.154 |

It was one of the great human interest stories in athletics history, two of the medals in this event falling to women who had faced potentially fatal health problems and yet returned to competition at the highest level. For them to win or lose a race remained a challenge but was hardly a life and death issue compared to what they had overcome. Both came away delighted and their post-race embrace was moving indeed. Devers, once stricken with the life threatening Graves' Disease, not only won her third world hurdles title but smashed her American record of 12.46 by 9/100ths for the world's quickest time for seven years. She also moved ahead of Jackie Joyner-Kersey with a women's record five World golds. But it was by no means a perfect run as she struck the final hurdle and nearly fell headlong. She managed to recover although the stumble must have added several hundredths to her time.

Alozie set an African record of 12.44 for second while breast cancer sufferer Engquist, who faced a further course of chemotherapy just a few days later, couldn't believe how fast she had run – a Swedish record of 12.47 for the bronze medal. Believing 12.60 to be her limit at that time the 1991 and 1997 champion had burst into tears after clocking 12.50 in her semi and this was a further bonus. The standard was so high that Shishigina, the pre-Seville favourite, ran 12.51 but came away empty-handed.

#### First round (First 4 & 8 fastest to second round) (Aug 25)

**Heat 1: (0.9)** 1, Ennis-London 12.82; 2, Feng 12.85; 3, Gaudyň 12.94; 4, Girard 12.99; 5, Nerea Azkárte ESP 13.35; 6, Vu Bich Huong VIE 13.36; 7, Verónica De Paoli ARG 13.58

**Heat 2: (-0.1)** 1, Devers 12.80; 2, Ramalalanirina 12.91; 3, Atede 12.95; 4, Russell 13.10; 5, Maggi 13.14; 6, Chan Sau Ying HKG 13.54; 7, Laureta Derhemi ALB 15.20

**Heat 3: (-0.3)** 1, Kulawansa 12.94; 2, Rose 12.96; 3, Laukhova 12.98; 4, King 13.13; 5, Faustin 13.14; 6, Anderson 13.31; 7, Svetlana Gendzilov ISR 13.47

**Heat 4: (1.1)** 1, Alozie 12.67; 2, Roberts 12.88; 3, McKelvy 12.95; 4, Maddox 12.95; 5, Bolm 13.04; 6, Bosco 13.34; 7, Carine Cresto MON 15.75

**Heat 5: (2.2)** 1, Shishigina 12.70w; 2, Korotyia 12.89; 3, Rakotozafy 13.02; 4, Allahgreen 13.11; 5, Gurbanova 13.23; 6, Trumpe 13.30; 7, Maria-Joelle Conjunjo CAF 13.89

**Heat 6: (3.2)** 1, Engquist 12.62w; 2, Dimitrova 12.64; 3, López 13.08; 4, Barber 13.21; 5, Kanazawa 13.25; Ursa Beti SLO DNF; Susan Smith-Walsh IRL DNS

#### Second round (First 4 to semi-finals) (Aug 26)

**Heat 1: (-0.3)** 1, Shishigina 12.75; 2, Rose 12.90; 3, Kulawansa 12.97; 4, Ramalalanirina 13.04; 5, Keri Maddox GBR 13.21; 6, Andria King USA 13.31; 7, Nadine Faustin HAI 13.32; 8, Anita Trumpe LAT 13.43

**Heat 2: (0.2)** 1, Alozie 12.60; 2, Dimitrova 12.72; 3, Korotyia 12.82; 4, López 12.85; 5, Katie Anderson CAN 12.96; 6, Miesha McKelvy USA 12.98; 7, Maurren Maggi BRA 13.10; 8, Gillian Russell JAM 13.12

**Heat 3: (-0.6)** 1, Devers 12.53; 2, Girard 12.78; 3, Ennis-London 12.80; 4, Gaudyň 12.94; 5, Angela Atede NGR 12.98; 6, Diane Allahgreen GBR 12.99; 7, Zhanna Gurbanova BLR 13.31; 8, Yvonne Kanazawa JPN 13.33

**Heat 4: (0.7)** 1, Engquist 12.65; 2, Feng 12.85; 3, Roberts 12.94; 4, Laukhova 12.95; 5, Rosa Rakotozafy MAD 12.98; 6, Eunice Barber FRA 13.09; 7, Kirsten Bolm GER 13.11; 8, Manuela Bosco FIN 13.43

#### Semi-finals (First 4 to final) (Aug 27)

**Heat 1: (1.9)** 1, Engquist 12.50; 2, Alozie 12.61; 3, Girard 12.76; 4, Ennis-London 12.81; 5, Trecia Roberts THA 12.83; 6, Svetlana Laukhova RUS 12.86; 7, Yuliya Gaudyň RUS 12.95; 8, Feng Yun CHN 12.98

**Heat 2: (1.0)** 1, Devers 12.70; 2, Shishigina 12.75; 3, Rose 12.79; 4, Dimitrova 12.79; 5, Aliuska López CUB 12.83; 6, Irina Korotyia RUS 12.86; 7, Nicole Ramalalanirina FRA 12.96; 8, Sriyani Kulawansa SRI 12.98

### Edmonton 2001

#### Final (Aug 11) (2.0)

|    |                    |     |       |       |
|----|--------------------|-----|-------|-------|
| 1, | Anjanette Kirkland | USA | 12.42 | 0.123 |
| 2, | Gail Devers        | USA | 12.54 | 0.136 |
| 3, | Olga Shishigina    | KAZ | 12.58 | 0.137 |
| 4, | Svetla Dimitrova   | BUL | 12.58 | 0.153 |
| 5, | Jenny Adams        | USA | 12.63 | 0.148 |
| 6, | Dionne Rose-Henley | JAM | 12.79 | 0.131 |
| 7, | Linda Ferga        | FRA | 12.80 | 0.196 |
| 8, | Vonette Dixon      | JAM | 13.02 | 0.140 |

All eyes were looking to see if Devers could win a fourth title, but there was an upset in the final when another American, Kirkland, won the gold from lane 1. Devers had impressed most in the qualifying round, clocking a world-leading 12.56 in her semi. Kirkland had finished only third in the other semi in 12.80, hence the unfavoured draw in the following day's final.

In the first half of the final a third American, Adams, had the best start and she, Devers and Kirkland were placed first, second and third. Adams faded, Devers hit the eighth barrier and Shishigina came up with Dimitrova to contest the bronze. Meanwhile Kirkland ran a perfect race to complete a great double. In March she had won the world indoor title from lane 8.

#### First round (First 3 & 4 fastest to semi-finals) (Aug 9)

**Heat 1: (-0.6)** 1, Kirkland 12.69; 2, Shishigina 12.75; 3, Korotyia 12.87; 4, Ramalalanirina 12.94; 5, Nadine Faustin HAI 13.15; 6, Rosa Rakotozafy MAD 13.24; 7, Yelena Krasovska UKR 13.30

**Heat 2: (-0.5)** 1, Devers 12.72; 2, Dimitrova 12.74; 3, Ferga 12.91; 4, Rose-Henley 12.94; 5, Laukhova 13.00; 6, Trecia Roberts THA 13.27; 7, Svetlana Gnezdilov ISR 13.28; Maria Joelle Conjunjo CAF DNS

**Heat 3: (0.3)** 1, Kallur 12.74; 2, Foster 12.79; 3, Merriman 12.88; 4, Kirstin Bolm GER 13.13; 5, Maurren Maggi BRA 13.16; 6, Sriyani Kulawansa SRI 13.23; 7, Angela Whyte CAN 13.38; 8, Natalya Shekhodanova RUS 13.84

**Heat 4: (-1.1)** 1, Adams 12.80; 2, Felicien 12.89; 3, Dixon 13.03; 4, Girard 13.11; 5, Irina Lensky ISR 13.20; 6, Feng Yun CHN 13.35; 7, Gergana Stoyanova BUL 13.48

#### Semi-finals (First 4 to final) (Aug 10)

**Heat 1: (-0.8)** 1, Dimitrova 12.65; 2, Adams 12.67; 3, Kirkland 12.80; 4, Dixon 12.87; 5, Perdita Felicien CAN 12.90; 6, Nicole Ramalalanirina FRA 12.91; 7, Irina Korotyia RUS 13.02; 8, Patricia Girard FRA 13.17

**Heat 2: (-0.3)** 1, Devers 12.56; 2, Ferga 12.67; 3, Shishigina 12.75; 4, Rose-Henley 12.77; 5, Brigitte Foster JAM 12.78; 6, Susanna Kallur SWE 12.85; 7, Donica Merriman USA 17.17; Svetlana Laukhova RUS DQ (r40.1) 13.03

### Paris 2003

#### Final (Aug 27) (-0.2)

|    |                    |     |       |       |
|----|--------------------|-----|-------|-------|
| 1, | Perdita Felicien   | CAN | 12.53 | 0.147 |
| 2, | Brigitte Foster    | JAM | 12.57 | 0.158 |
| 3, | Miesha McKelvy     | USA | 12.67 | 0.146 |
| 4, | Glory Alozie       | ESP | 12.75 | 0.160 |
| 5, | Aurelia Trywiańska | POL | 12.75 | 0.150 |

|    |                       |     |               |       |
|----|-----------------------|-----|---------------|-------|
| 6, | Jenny Adams           | USA | 12.77         | 0.161 |
| 7, | Patricia Girard       | FRA | 12.83         | 0.152 |
| 8, | Lacena Golding-Clarke | JAM | 12.87         | 0.151 |
| 9, | Vonette Dixon         | JAM | 12.87 (0.172) |       |

The big shock was that Gail Devers did not qualify for the final. She had impressed most on the Grand Prix circuit in 2003, but hit a hurdle badly in her semi-final. Despite a quick recovery, her time of 12.87 did not hold up for advancement.

Foster was a clear world number two to Devers so she was expected to win gold. It was silver thanks to the surprising Felicien, who had a good start and took control by the fourth hurdle, then withstood Foster's closing lunge on the run-in. Hers was the first medal won by a Canadian woman at a World Championships. The 2001 champion Kirkland had given birth in May and only made a token appearance in the heats.

#### First round (First 3 & 9 fastest to semi-finals) (Aug 25)

**Heat 1: (0.0)** 1, McKelvy 12.94; 2, Kallur 12.98; 3, Neyra 13.01; 4, Shekhodanova 13.03; 5, Dixon 13.09; 6, Haidy Aron FRA 13.35; 7, Feng Yun CHN 13.50; 8, Céline Laporte SEY 14.29

**Heat 2: (-0.5)** 1, Foster 12.67; 2, Girard 12.82; 3, Faustin 12.94; 4, Redoumi 13.15; 5, Yelena Krasovska UKR 13.31; 6, Rachel King GBR 13.37; 7, Anjanette Kirkland USA 13.80

**Heat 3: (-0.1)** 1, Adams 12.74; 2, Alozie 12.83; 3, Whyte 12.99; 4, Atede 13.09; 5, Koroteyeva 13.16; 6, Zamfir 13.24; 7, Machado 13.28; 8, Juliane Sprenger GER 13.31

**Heat 4: (0.1)** 1, Felicien 12.70; 2, Golding-Clarke 12.86; 3, Ferga-Khodadin 12.86; 4, Laukhova 12.92; 5, Su 13.12; 6, Judith Vis NED 13.36; 7, Maria-Joelle Conjunjo CAF 13.51; 8, Derval O'Rourke IRL 13.54

**Heat 5: (-0.7)** 1, Devers 12.76; 2, Lenskiy 12.92; 3, Trywiańska 12.96; 4, Trecia Roberts THA 13.29; 5, Nadine Hentschke GER 13.33; 6, Yvonne Kanazawa JPN 13.54

#### Semi-finals (First 2 & 2 fastest to final) (Aug 26)

**Heat 1: (0.4)** 1, Felicien 12.68; 2, Golding-Clarke 12.84; 3, Gail Devers USA 12.87; 4, Natalya Shekhodanova RUS 12.91; 5, Yahumara Neyra CUB 12.98; 6, Flóra Redoumi GRE 13.10; 7, Maíla Paula Machado BRA 13.34; Linda Ferga-Khodadin FRA DQ (r162.7)

**Heat 2: (-0.1)** 1, Foster 12.65; 2, McKelvy 12.77; 3, Trywiańska 12.79; 4, Alozie 12.81; 5, Nadine Faustin HAI 13.01; 6, Angela Atede NGR 13.18; 7, Su Yiping CHN 13.20; 8, Mariya Koroteyeva RUS 13.27

**Heat 3: (0.0)** 1, Adams 12.78; =2, Dixon & Girard 12.85; 4, Irina Lenskiy ISR 12.89; 5, Angela Whyte CAN 12.89; 6, Susanna Kallur SWE 12.94; 7, Svetlana Laukhova RUS 12.98; 8, Carmen Zamfir ROU 13.24

## Helsinki 2005

### Final (Aug 11) (-2.0)

|    |                        |     |             |               |
|----|------------------------|-----|-------------|---------------|
| 1, | Michelle Perry         | USA | 12.66       | 0.149         |
| 2, | Delloreen Ennis-London | JAM | 12.76       | 0.138         |
| 3, | Brigitte Foster-Hylton | JAM | 12.76       | 0.140         |
| 4, | Kirsten Bolm           | GER | 12.82       | 0.158         |
| 5, | Mariya Koroteyeva      | RUS | 12.93       | 0.148         |
| 6, | Jenny Kallur           | SWE | 12.95       | 0.174         |
| 7, | Irina Shevchenko       | RUS | 12.97       | 0.148         |
|    | Joanna Hayes           | USA | DQ (r168.7) | 0.140 (13.57) |

In a closely-matched field Perry, who had switched from the Heptathlon in 2005 to focus on the hurdles, was regarded as the one to beat. She and 2003 runner-up Foster-Hylton were fastest in the heats which were interrupted after the first race by a two-hour delay because of the torrential rain in Helsinki on the night of Tuesday, August 9. There was a total of 103mm of rain in Helsinki in World Championship week, five times the average amount for that time of the year!

The two principals were semi-finals winners, Foster-Hylton running 12.65 to beat Olympic Champion Hayes and Shevchenko (12.76 for both), while Perry won her race into a 3.3 wind in 12.86. The 1999 finalist Delloreen Ennis-London had won the first of the three semis, enabling Jamaica to maintain its record of being the only country to supply a finalist in every year from 1993 onwards. The Jamaicans held the United States athletes in the final until halfway, when Perry went clear. Hayes began to attack with three hurdles to go and was in second place when she hit the ninth, and then ran into the 10th hurdle, carrying it towards the finish line, where she fell to the track, distraught and doomed to be disqualified. Perry won by a metre, with Ennis-London just edging Foster-Hylton for silver.

### First round (First 4 & 4 fastest to semi-finals) (Aug 9)

**Heat 1: (-2.1)** 1, Perry 12.64; 2, Dixon 12.95; 3, J. Kallur 12.96; 4, Okori 13.14; 5, Maíla Paula Machado BRA 13.21; 6, Hanna Korell FIN 13.39

**Heat 2: (1.2)** 1, Ennis-London 12.65; 2, Alozie 12.71; 3, Koroteyeva 12.73; 4, Powell 12.91; 5, Sarah Claxton GBR 13.17; 6, Flóra Redoumi GRE 13.65; 7, Jeimmy Bernardez HON 14.78; 8, Barbara Rustignoli SMR 15.51

**Heat 3: (0.5)** 1, Felicien 12.77; 2, Faustin-Parker 12.85; 3, Trywiańska 12.86; 4, S. Kallur 12.87; 5, Lamalle 12.93; 6, O'Rourke 13.00; 7, Trecia Roberts THA 13.93

**Heat 4: (0.5)** 1, Foster-Hylton 12.64; 2, Bolm 12.68; 3, Shevchenko 12.76; 4, Lopes 12.85; 5, Tejada 12.96; 6, Solène Eboulabeka CGO 14.66

**Heat 5: (0.3)** 1, Hayes 12.79; 2, Ferga-Khodadin 12.85; 3, Krasovska 12.86; 4, Whyte 12.88; 5, Feng 12.99; 6, Céline Laporte SEY 14.00; Natalya Rusakova RUS DNF

### Semi-finals (First 2 & 2 fastest to final) (Aug 10)

**Heat 1: (-0.5)** 1, Ennis-London 12.79; 2, Koroteyeva 12.80; 3, J. Kallur 12.85; 4, Perdita Felicien CAN 12.94; 5, Anay Tejada CUB 12.95; 6, Ginie Powell USA 13.02; 7, Feng Yun CHN 13.15; Linda Ferga-Khodadin FRA DNF

**Heat 2: (0.5)** 1, Foster-Hylton 12.65; 2, Hayes 12.76; 3, Shevchenko 12.76; 4, Yelena Krasovska UKR 12.85; 5, Priscilla Lopes CAN 12.91; 6, Reina-Flor Okori FRA 12.99; 7, Derval O'Rourke IRL 13.23; 8, Nadine Faustin-Parker HAI 13.27

**Heat 3: (-3.3)** 1, Perry 12.86; 2, Bolm 12.95; 3, Susanna Kallur SWE 13.05; 4, Glory Alozie ESP 13.05; 5, Vonette Dixon JAM 13.08; 6, Aurelia Trywiańska POL 13.11; 7, Angela Whyte CAN 13.52; 8, Adrianna Lamalle FRA 13.60

## Osaka 2007

### Final (Aug 29) (-0.1)

|    |                        |     |       |       |
|----|------------------------|-----|-------|-------|
| 1, | Michelle Perry         | USA | 12.46 | 0.105 |
| 2, | Perdita Felicien       | CAN | 12.49 | 0.132 |
| 3, | Delloreen Ennis-London | JAM | 12.50 | 0.116 |
| 4, | Susanna Kallur         | SWE | 12.51 | 0.142 |
| 5, | Ginnie Powell          | USA | 12.55 | 0.120 |
| 6, | Lolo Jones             | USA | 12.62 | 0.140 |
| 7, | Vonette Dixon          | JAM | 12.64 | 0.161 |
| 8, | Angela Whyte           | CAN | 12.66 | 0.138 |

Fastest in the heats was Susanna Kallur with 12.66, while four women found sub-13 clockings insufficient for advancement. The first semi saw defending champion Perry run 12.55 ahead of 2003 winner Felicien. A feature of Perry's running in Osaka was her reactions at the start, and in the final she excelled herself with a time of 0.105 seconds. Nevertheless it was Kallur who was the early leader. The Swede led until the eighth hurdle when Perry inadvertently impeded Kallur at the last by drifting into Kallur's lane. The Swedish management did not protest as there was no photographic evidence available within the allowable protest period. While Kallur had been slightly ahead at the ninth hurdle, Perry was leading as they crossed the final barrier, and Felicien and Ennis-London edged past Kallur on the run-in, with just 0.02 covering this trio. The times for fifth to eighth were the best ever in any race, and both Kallur and Dixon ran lifetime bests.

### First round (First 3 & 4 fastest to semi-finals) (Aug 27)

**Heat 1: (0.2)** 1, Perry 12.72; 2, McLellan 12.85; 3, Lamalle 12.88; 4, O'Rourke 12.91; 5, Priscilla Lopes CAN 12.94; 6, Toyin Augustus NGR 13.10; 7, Edit Vári HUN 13.28; 8, Jeimmy Bernardez HON 14.35; 9, Maria Carrillo ESA 15.78

**Heat 2: (0.2)** 1, Yanit 12.78; 2, Whyte 12.81; 3, Jones 12.86; 4, Golding-Clarke 12.92; 5, Aleksandra Antonova RUS 12.95; 6, Aurelia Trywiańska POL 13.05; 7, Christina Vukićević NOR 13.07; 8, Jenny Kallur SWE 13.08

**Heat 3: (-0.8)** 1, Felicien 12.73; 2, Powell 12.76; 3, Dixon 12.77; 4, Redoumi 12.88; 5, Yevgeniya Snigur UKR 13.01; 6, Natalya Ivoninskaya KAZ 13.12; 7, Nadine Faustin-Parker HAI 13.16; 8, Esen Kizildag TUR 13.48; 9, Sumita Rani BAN 14.89

**Heat 4: (0.4)** 1, Kallur 12.66; 3, Denby 12.91; 4, Tejada 12.91; 5, Eline Berings BEL 12.97; 6, Tatyana Pavliy RUS 12.99; 7, Miriam Bobková SVK 13.04; 8, Mami Ishino JPN 13.29

### Semi-finals (First 4 to final) (Aug 28)

**Heat 1: (0.5)** 1, Kallur 12.64; 2, Whyte 12.65; 3, Ennis-London 12.67; 4, Jones 12.68; 5, Nichole Denby USA 12.80; 6, Lacena Golding-Clarke JAM 12.85; 7, Nevin Yanit TUR 12.85; 8, Flóra Redoumi GRE 12.88

**Heat 2: (-0.1)** 1, Perry 12.55; 2, Felicien 12.61; 3, Dixon 12.65; 4, Powell 12.67; 5, Sally McLellan AUS 12.82; 6, Anay Tejada CUB 12.89; 7, Adrianna Lamalle FRA 12.93; 8, Derval O'Rourke IRL 12.98

## Berlin 2009

### Final (Aug 19) (0.2)

|    |                         |     |       |       |
|----|-------------------------|-----|-------|-------|
| 1, | Brigitte Foster-Hylton  | JAM | 12.51 | 0.157 |
| 2, | Priscilla Lopes-Schliep | CAN | 12.54 | 0.128 |
| 3, | Delloreen Ennis-London  | JAM | 12.55 | 0.142 |

|    |                  |     |       |       |
|----|------------------|-----|-------|-------|
| 4, | Derval O'Rourke  | IRL | 12.67 | 0.128 |
| 5, | Sally McLellan   | AUS | 12.70 | 0.139 |
| 6, | Ginnie Powell    | USA | 12.78 | 0.146 |
| 7, | Dawn Harper      | USA | 12.81 | 0.164 |
| 8, | Perdita Felicien | CAN | 15.53 | 0.151 |

McLellan was off best in the final, and led until for four hurdles, then the Jamaicans edged ahead. First Ennis-London (6.50 at hurdle five), then Foster-Hylton (7.46 at the sixth). Foster-Hylton continued to lead for the rest of the race, though Lopes-Schliep and Ennis-London ate into her advantage on the run-in. She later revealed that she had her eyes closed after the last hurdle to help focus her effort. The favourite Harper – who ran 12.48 in the semi-finals – was out of the reckoning after losing her balance when clipping the second hurdle. In contrast, O'Rourke had the race of her life, setting a national record in placing fourth.

Foster-Hylton did not believe she had won until the result flashed up on the scoreboard an minute or so after the finish. Then came hysterical celebrations with her compatriot when Ennis-London was confirmed in third place.

#### First round (First 4 & 4 fastest to semi-finals) (Aug 18)

**Heat 1: (0.1)** 1, Harper 12.70; 2, Ennis-London 12.73; 3, Billaud 13.12; 4, Tatyana Dektyareva RUS 13.51; 5, Andrea Miller NZL 13.83; 6, Jeimy Bernárdez HON 14.53; Augustus DQ (r40.1) (12.99)

**Heat 2: (-0.3)** 1, Cherry 12.71; 2, Golding-Clarke 12.90; 3, Nytra 13.03; 4, Lenskiy 13.18; 5, Angela Whyte CAN 13.27; 6, Seun Adigun NGR 13.33; 7, Sonata Tamošaitytė LTU 13.44; 8, Yekaterina Shtepa RUS 13.50

**Heat 3: (0.1)** 1, McLellan 12.82; 2, O'Rourke 12.86; 3, Kondakova 12.88; 4, Škrobáková 13.04; 5, Merlano 13.19; 6, Asuka Terada JPN 13.41; 7, Michelle Perry USA 13.68; 8, Tamla Pietersen ZIM 14.50

**Heat 4: (-0.3)** 1, Lopes-Schliep 12.56; 2, Powell 12.77; 3, Yanit 12.92; 4, Vukičević 12.95; 5, Berings 13.04; 6, Barber 13.19; 7, Lisa Urech SUI 13.36

**Heat 5: (0.1)** 1, Foster-Hylton 12.67; 2, Felicien 12.77; 3, Tejeda 12.82; 4, Claxton 12.86; 5, Kocielnik 13.16; 6, Sandra Gomis FRA 13.23; 7, Natalya Ivoninskaya KAZ 13.41; Elisabeth Davin BEL DNF

#### Semi-finals (First 2 & 2 fastest to semi-finals) (Aug 19)

**Heat 1: (-0.1)** 1, Lopes-Schliep 12.60; 2, Ennis-London 12.64; 3, Powell 12.73; 4, Lucie Škrobáková CZE 12.92; 5, Nevin Yanit TUR 12.99; 6, Yuliya Kondakova RUS 13.00; 7, Aleesha Barber TTO 13.06; 8, Cindy Billaud FRA 13.20

**Heat 2: (0.1)** 1, Foster-Hylton 12.54; 2, Felicien 12.58; 3, Damu Cherry USA 12.76; 4, Anay Tejeda CUB 12.82; 5, Christina Vukičević NOR 13.00; 6, Brigitte Merlano COL 13.23; 7, Irina Lenskiy ISR 13.29; Toyin Augustus NGR DQ (r40.1) (13.11)

**Heat 3: (0.3)** 1, Harper 12.48; 2, McLellan 12.66; 3, O'Rourke 12.73; 4, Lacena Golding-Clarke JAM 12.76; 5, Carolin Nytra GER 12.94; 6, Eline Berings BEL 12.94; 7, Joanna Kocielnik POL 13.21; 8, Sarah Claxton GBR 13.21

### Daegu 2011

#### Final (Sep 3) (1.1)

|    |                     |     |       | To 1000th      |
|----|---------------------|-----|-------|----------------|
| 1, | Sally Pearson       | AUS | 12.28 | 0.145          |
| 2, | Danielle Carruthers | USA | 12.47 | 0.168 (12.463) |
| 3, | Dawn Harper         | USA | 12.47 | 0.164 (12.466) |
| 4, | Tiffany Porter      | GBR | 12.63 | 0.158          |
| 5, | Tatyana Dektyareva  | RUS | 12.82 | 0.161          |
| 6, | Nikkita Holder      | CAN | 12.93 | 0.172          |
| 7, | Phylicia George     | CAN | 17.97 | 0.126          |
|    | Kellie Wells        | USA | DNF   | 0.171          |

Pearson entered the championships as favourite, with the fastest time of the season and an unbeaten record. In 2011 She was 0.20 faster than anyone else in the heats, running 12.53, then in the semi-finals, clocked 12.36, a full 0.38 ahead of Olympic Champion Dawn Harper. Porter, transplanted from the USA to Britain, set a national record of 12.56 as the second fastest semi-finalist.

A Mexican wave flowed around the stadium as the finalists were introduced, but it thankfully stopped as the women were called to their marks. Showing remarkable consistency, Pearson was already a tenth up on the field by hurdle five, drawing gasps of admiration from the crowd with her superb style. She won clearly in 12.28, the world's fastest time since 1992. The battle for silver was between the three Americans and Porter. At the sixth hurdle Wells came unstuck, and the Briton clipped the ninth, leaving Carruthers edging Harper by three thousandths. Semi-final winner George cramped up in the final.

Pearson's Daegu performance ultimately led to her being named IAAF Woman Athlete of 2011.

#### First round (First 4 & 4 fastest to semi-finals) (Sep 2)

**Heat 1:** (1.0) 1, Wells 12.73; 2, Dixon 12.82; 3, Holder 12.90; 4, Ivoninskaya 12.96; 5, Yanit 13.07; 6, Sonata Tamošaitytė LTU 13.28; 7, Kierre Beckles BAR 13.44; 8, Dipna Lim Prasad SGP 14.40

**Heat 2:** (-0.6) 1, Pearson 12.53; 2, O'Rourke 13.07; 3, Merlano 13.23; 4, Schrott 13.25; 5, Marina Tomić SLO 13.36; 6, Lavonne Idlette DOM 13.39; 7, Jung Hye-Lim KOR 13.39

**Heat 3:** (-1.6) 1, Porter 12.84; 2, Flores 12.98; 3, Dektyareva 13.05; 4, Urech 13.16; 5, Marzia Caravelli ITA 13.29; 6, Cindy Billaud FRA 13.50; 7, Dedeh Erawati INA 13.56; 8, Jeimy Bernárdez HON 14.45

**Heat 4:** (0.0) 1, Carruthers 12.79; 2, George 12.84; 3, Škrobáková 12.89; 4, Foster-Hylton 12.96; 5, Roleder 13.01; 6, Adigun 13.13; 7, Anne Zagré BEL 13.47; 8, Béatrice Kamboulé BUR 13.76

**Heat 5:** (1.3) 1, Harper 12.89; 2, Felicien 12.95; 3, Sun 13.03; =4, Gomis & Spence 13.07 (13.064); 6, Anastasiya Soprunova KAZ 13.43; 7, Poon Pak Yan HKG 14.04; Demetra Arachovití CYP DNS

#### Semi-finals (First 2 & 2 fastest to final) (Sep 3)

**Heat 1:** (-0.1) 1, George 12.73; 2, Wells 12.79; 3, Lisa Urech SUI 12.86; 4, Lina Flores COL 12.94; 5, Vonette Dixon JAM 13.00; 6, Sun Yawei CHN 13.19; 7, Nevin Yanit TUR 13.31; 8, Sandra Gomis FRA 13.55

**Heat 2:** (0.3) 1, Pearson 12.36; 2, Harper 12.74; 3, Dektyareva 12.76; 4, Perdita Felicien CAN 12.88; 5, Indira Spence JAM 12.93; 6, Natalya Ivoninskaya KAZ 12.96; 7, Lucie Škrobáková CZE 12.98; 8, Seun Adigun NGR 13.14

**Heat 3:** (0.7) 1, Porter 12.56; 2, Carruthers 12.65; 3, Holder 12.84; 4, Brigitte Foster-Hylton JAM 12.87; 5, Cindy Roleder GER 12.91; 6, Beate Schrott AUT 13.02; 7, Brigitte Merlano COL 13.21; Derval O'Rourke IRL DNS

### Moscow 2013

#### Final (Aug 17) (-0.6)

|    |                    |     |       |       |
|----|--------------------|-----|-------|-------|
| 1, | Brianna Rollins    | USA | 12.44 | 0.263 |
| 2, | Sally Pearson      | AUS | 12.50 | 0.154 |
| 3, | Tiffany Porter     | GBR | 12.55 | 0.149 |
| 4, | Dawn Harper-Nelson | USA | 12.59 | 0.194 |
| 5, | Queen Harrison     | USA | 12.73 | 0.174 |
| 6, | Angela Whyte       | CAN | 12.78 | 0.152 |
| 7, | Cindy Billaud      | FRA | 12.84 | 0.165 |
| 8, | Yuliya Kondakova   | RUS | 12.86 | 0.206 |

This promised to be a fascinating duel between Pearson, the Olympic Champion recovering from a hamstring problem, and Rollins, who had won the US title in 12.26, the fastest time for 21 years. After reaction times of 0.177 in both preliminary races, Rollins got a shocker of a start in the final, reacting in only 0.263. She was only seventh over the first hurdle, as Pearson and Porter led. Rollins had moved past Harper-Nelson into third by the fourth hurdle while Pearson held a slim lead. The American Champion caught Pearson at the eighth, and finished half a metre clear. Porter was an equal distance further back in third place. Had Rollins got a reasonable start with better wind conditions, the world record would have been under threat. As it was she was able to celebrate her 22nd birthday a day early with a memorable win.

**First round (First 4 & 4 fastest to semi-finals) (Aug 16) Heat 1:** (-0.5) 1, Whyte 12.93; 2, Caravelli 13.07; 3, Hildebrand 13.16; 4, Ali 13.19; 5, Lucie Škrobáková CZE 13.24; 6, Wu Shujiao CHN 13.29; 7, Hitomi Shimura JPN 13.72

**Heat 2:** (-0.5) 1, Pearson 12.62; 2, Billaud 12.71; 3, Zagré 12.94; 4, Dektyareva 13.04; 5, Merlano 13.20; 6, Bliss 13.20; 7, Nezir 13.23; 8, Gnima Faye SEN 13.66

**Heat 3:** (-0.5) 1, Harrison 12.95; 2, Talai 12.99; 3, Williams 13.11; 4, Zelinka 13.15; 5, Marina Tomić SLO 13.26; 6, Hanna Platitsyna UKR 13.30; 7, Noemi Zbären SUI 13.59

**Heat 4:** (-0.4) 1, Porter 12.72; 2, Kondakova 12.76; 3, Harper-Nelson 12.84; 4, Okori 13.01; 5, Flores 13.16; 6, Kierre Beckles BAR 13.47; 7, Anastasiya Soprunova KAZ 13.85; 8, Salma Emam Abou El-Hassan EGY 14.38

**Heat 5:** (-0.8) 1, Rollins 12.55; 2, Idlette 13.06; 3, Williams 13.09; 4, Barber 13.33; 5, Veronica Borsi ITA 13.35; 6, Isabelle Pedersen NOR 13.43

#### Semi-finals (First 2 & 2 fastest to final) (Aug 17)

**Heat 1:** (-0.6) 1, Porter 12.63; 2, Whyte 12.76; 3, Nia Ali USA 12.83; 4, Lavonne Idlette DOM 12.91; 5, Andrea Bliss JAM 12.92; 6, Nadine Hildebrand GER 13.04; 7, Marzia Caravelli ITA 13.06; 8, Reina-Flor Okori FRA 13.15

**Heat 2:** (0.2) 1, Rollins 12.54; 2, Kondakova 12.73; 3, Billaud 12.78; 4, Shermaine Williams JAM 12.93; 5, Lina Flores COL 13.01; 6, Nooralotta Nezir FIN 13.04; 7, Jessica Zelinka CAN 13.12; Anne Zagré BEL DQ (r168.7b) (13.66)

**Heat 3:** (-0.7) 1, Pearson 12.50; 2, Harper-Nelson 12.61; 3, Harrison 12.71; 4, Alina Talay BLR 12.82; 5, Tatyana Dektyareva RUS 12.91; 6, Danielle Williams JAM 13.13; 7, Brigitte Merlano COL 13.22; 8, Aleesha Barber TTO 13.52



## Beijing 2015

## Final (Aug 28) (-0.3)

|    |                    |     |       |       |
|----|--------------------|-----|-------|-------|
| 1, | Danielle Williams  | JAM | 12.57 | 0.142 |
| 2, | Cindy Roleder      | GER | 12.59 | 0.145 |
| 3, | Alina Talay        | BLR | 12.66 | 0.146 |
| 4, | Brianna Rollins    | USA | 12.67 | 0.148 |
| 5, | Tiffany Porter     | GBR | 12.68 | 0.140 |
| 6, | Noemi Zbären       | SUI | 12.95 | 0.165 |
| 7, | Shermaine Williams | JAM | 12.95 | 0.177 |
| 8, | Sharika Nelvis     | USA | 13.06 | 0.168 |

This event was disastrous for the world's strongest nation at the discipline, the United States. Two of their potential World Champions went out in the semi-finals. First Harper Nelson fell, then Harrison false-started. In the final, defending champion Rollins led at the first hurdle, but she hit that barrier and lost crucial momentum.

The USA's loss was Jamaica's gain. The lead passed to Danielle Williams, whose elder sister Shermaine was also in the race. D Williams and Porter led until the eighth hurdle, where the Briton faltered and the Jamaican moved clear. Roleder and Talay closed, with the German swooping in from lane 8 to snatch the silver. Williams just held on to become the most unexpected of the Beijing champions. Rollins recovered to pass Porter, but couldn't catch Talay. The winner noted "It's a mixture of surprise and joy. Mostly surprise".

## First round (First 4 &amp; 4 fastest to semi-finals) (Aug 27)

**Heat 1: (-1.8)** 1, D Williams 12.77; 2, Harrison 12.90; 3, Pedersen 12.96; 4, Galitskaya 13.14; 5, Hanna Plotitsyna UKR 13.15; 6, Cindy Billaud FRA 13.23; 7, Lavonne Idlette DOM 13.70

**Heat 2: (-1.2)** 1, Roleder 12.86; 2, Nelvis 12.93; 3, Zbären 12.93; 4, Koteczek 13.05; 5, Morozova 13.06; 6, Nooralotta Neziri FIN 13.13; 7, Adanaca Brown BAH 13.74

**Heat 3: (-1.0)** 1, Harper Nelson 12.79; 2, Beckles 12.88; 3, Zagré 12.90; 4, Jenneke 13.02; 5, Schrott 13.04; 6, Laing 13.10; 7, Devynne Charlton BAH 13.16

**Heat 4: (-0.4)** 1, Rollins 12.67; 2, S Williams 12.78; 3, Ivančević 12.88; 4, Ofili 12.97; 5, George 13.03; 6, Adelly Santos BRA 13.29; 7, Yvette Lewis PAN 14.12; 8, Beatriz Flamenco ESA 14.77

**Heat 5: (-1.1)** 1, Porter 12.73; 2, Holder 12.86; 3, Talay 12.87; 4, Wu 13.09; 5, Caridad Jerez ESP 13.27; 6, Lindsay Lindley NGR 13.30; 7, Fabiana dos Santos BRA 13.35; 8, Camila Pirelli PAR 14.09

## Semi-finals (First 2 &amp; 2 fastest to final) (Aug 28)

**Heat 1: (-0.3)** 1, D Williams 12.58; 2, Nelvis 12.59; 3, Talay 12.70; 4, Isabelle Pedersen NOR 12.86; 5, Phylcia George CAN 12.87; 6, Cindy Ofili GBR 12.91; Beate Schrott AUT & Dawn Harper Nelson USA DNF

**Heat 2: (-0.4)** 1, Porter 12.62; 2, Roleder 12.79; 3, Zbären 12.81; 4, Kierre Beckles BAR 12.90; 5, Kimberley Laing JAM 13.00; 6, Michelle Jenneke AUS 13.01; Yekaterina Galitskaya RUS DNF; Keni Harrison USA DQ (r162.7)

**Heat 2: (-0.8)** 1, Rollins 12.71; 2, S Williams 12.86; 3, Anne Zagré BEL 12.88; 4, Nina Morozova RUS 12.91; 5, Karolina Koteczek POL 12.97; 6, Nikkita Holder CAN 13.00; 7, Wu Shuijiao CHN 13.06; 8, Andrea Ivančević CRO 33.95

## 100 METRES HURDLES

## Multiple Medallists:

|   |                               |         |                              |
|---|-------------------------------|---------|------------------------------|
| 5 | Gail Roberts/Devers           | USA     | 91-2, 93-1, 95-1, 99-1, 01-2 |
| 3 | Ludmila Narozhilenko/Engquist | URS/SWE | 91-1, 97-1, 99-3             |
|   | Brigitte Foster/Hylton        | JAM     | 03-2, 05-3, 09-1             |
|   | Delloreen Ennis-London        | JAM     | 05-2, 07-3, 09-3             |
| 2 | Ginka Zagorcheva              | BUL     | 83-3, 87-1                   |
|   | Olga Shishigina               | KAZ     | 95-2, 01-3                   |
|   | Perdita Felicien              | CAN     | 03-1, 07-2                   |
|   | Michelle Perry                | USA     | 05-1, 07-1                   |
|   | Sally Pearson                 | AUS     | 11-1, 13-2                   |

## Most Finals:

|   |                     |     |                              |
|---|---------------------|-----|------------------------------|
| 5 | Gail Roberts/Devers | USA | 91-2, 93-1, 95-1, 99-1, 01-2 |
|---|---------------------|-----|------------------------------|

## Most Appearances:

|   |                      |     |  |
|---|----------------------|-----|--|
| 6 | Aliuska López        | CUB | 87-7s2, 91-7, 93-4, 95-6s2, 97-5h5, 99-5s2 |
|   | Devers/Roberts       |     | 91-2, 93-1, 95-1, 99-1, 01-2, 03-3s1       |
|   | Patricia Girard/Léno | FRA | 93-4s2, 95-5s1, 97-dq, 99-8, 01-8s1, 03-7  |
|   | Felicien             |     | 01-5s1, 03-1, 05-4s1, 07-2, 09-8, 11-4s2   |
|   | Angela Whyte         | CAN | 01-7h3, 03-5s3, 05-7s3, 07-8, 09-5h2, 13-6 |

## Women's 100 Metres Hurdles, continued

## National Placings:

|               | 1         | 2         | 3         | 4         | 5         | 6         | 7         | 8         | Points     |
|---------------|-----------|-----------|-----------|-----------|-----------|-----------|-----------|-----------|------------|
| USA           | 7         | 3         | 3         | 2         | 3         | 4         | 1         | 3         | 134        |
| JAM           | 2         | 2         | 4         | -         | 1         | 3         | 5         | 2         | 79         |
| GER           | 1         | 3         | 1         | 1         | -         | -         | 2         | 1         | 45         |
| CAN           | 1         | 2         | -         | -         | -         | 3         | 1         | 2         | 35         |
| BUL           | 1         | 1         | 1         | 2         | 1         | -         | -         | -         | 35         |
| RUS           | -         | 1         | 1         | 1         | 3         | -         | 2         | 1         | 35         |
| FRA           | -         | -         | -         | 1         | 1         | 2         | 3         | 2         | 23         |
| SWE           | 1         | -         | 1         | 1         | -         | 1         | -         | -         | 22         |
| URS           | 1         | -         | 1         | 1         | -         | 1         | -         | -         | 22         |
| AUS           | 1         | 1         | -         | -         | 1         | -         | -         | -         | 19         |
| GBR           | -         | -         | 1         | 1         | 2         | -         | -         | -         | 19         |
| KAZ           | -         | 1         | 1         | 1         | -         | -         | -         | -         | 18         |
| SUI           | -         | -         | -         | -         | 2         | 1         | -         | -         | 11         |
| NGR           | -         | 1         | -         | -         | -         | -         | -         | -         | 7          |
| CUB           | -         | -         | -         | 1         | -         | -         | 1         | -         | 7          |
| BLR           | -         | -         | 1         | -         | -         | -         | -         | -         | 6          |
| SLO           | -         | -         | -         | 1         | -         | -         | -         | 1         | 6          |
| ESP           | -         | -         | -         | 1         | -         | -         | -         | -         | 5          |
| IRL           | -         | -         | -         | 1         | -         | -         | -         | -         | 5          |
| POL           | -         | -         | -         | -         | 1         | -         | -         | -         | 4          |
| <b>Totals</b> | <b>15</b> | <b>15</b> | <b>15</b> | <b>15</b> | <b>15</b> | <b>15</b> | <b>15</b> | <b>12</b> | <b>537</b> |

## 400 Metres Hurdles

## Sittard 1980

## A Final (Aug 16)

|    |                       |     |       |
|----|-----------------------|-----|-------|
| 1, | [7] Bärbel Broschat   | GDR | 54.55 |
| 2, | [6] Ellen Neumann     | GDR | 54.56 |
| 3, | [8] Petra Pfaff       | GDR | 55.84 |
| 4, | [5] Mary Appleby      | IRL | 56.51 |
| 5, | [1] Esther Mahr       | USA | 56.81 |
| 6, | [4] Hilde Frederiksen | NOR | 56.85 |
| 7, | [3] Lynette Foreman   | AUS | 58.24 |
|    | [2] Christine Warden  | GBR | DQ    |

In the absence of the USSR, the GDR took all three medals. The title went to 1979 World Cup winner Broschat (née Klepp), who prevailed by 0.01. The 'B' final was won by Spain's Rosa Colorado, but she was later disqualified for failing a drugs test. This was the first such violation at the IAAF World Championships.

## B Final (Aug 16)

1, Sichlau 58.03; 2, Pujol 58.38; 3, Buengener 58.77; 4, Dalgoutté 59.31; 5, Kaufmann 59.41; 6, Gendron 59.61; Commandeur DNS; Colorado DQ (57.51)

## First round (First 3 &amp; 4 fastest to semi-finals) (Aug 14)

**Heat 1:** 1, Mahr 57.51; 2, Frederiksen 57.72; 3, Pujol 58.54; 4, Commandeur 58.87; 5, Lai Lih-Jian TPE 61.01; Kirsi Ulvinen SWE DQ

**Heat 2:** 1, Pfaff 57.82; 2, Foreman 58.07; 3, Dalgoutté 59.63; 4, Kaufmann 59.74; 5, Buengener 59.98; 6, Dominique Le Disset FRA 61.22

**Heat 3:** 1, Broschat 56.13; 2, Appleby 58.54; 3, Colorado 58.79; 4, Gendron 60.40; 5, Debra Melrose USA 60.46; 6, Ruth Dubos FRA 61.12

**Heat 4:** 1, Neumann 56.35; 2, Warden 57.84; 3, Sichlau 58.99; 4, Kim Whitehead USA 61.33; 5, Andrea Wachter CAN 62.28; 6, Célestine N'Drin CIV 64.91

## Semi-finals (First 4 to A final) (Aug 15)

**Heat 1:** 1, Broschat 55.89; 2, Pfaff 56.78; 3, Appleby 57.06; 4, Frederiksen 57.44; 5, Monserrat Pujol ESP 57.74; 6, Helle Sichlau DEN 58.44; 7, Susan Dalgoutté GBR 59.85; 8, Francine Gendron CAN 60.14

**Heat 2:** 1, Neumann 55.89; 2, Mahr 56.16; 3, Warden 57.26; 4, Foreman 57.46; 5, Rosa Colorado ESP 57.47; 6, Olga Commandeur NED 57.93; 7, Simone Buengener FRG 59.11; 8, Esther Kaufmann SUI 59.55

## Helsinki 1983

## Final (Aug 10)

|    |                         |     |       |
|----|-------------------------|-----|-------|
| 1, | [5] Yekaterina Fesenko  | URS | 54.14 |
| 2, | [3] Ana Ambraziené      | URS | 54.15 |
| 3, | [1] Ellen Fiedler       | GDR | 54.55 |
| 4, | [7] Petra Pfaff         | GDR | 54.64 |
| 5, | [8] Petra Krug          | GDR | 54.76 |
| 6, | [2] Ann-Louise Skoglund | SWE | 54.80 |
| 7, | [6] Sue Morley          | GBR | 56.04 |
| 8, | [4] Cristeana Cojocaru  | ROU | 56.26 |

For the second successive World Championships, the winning margin was just one hundredth. Ellen Fiedler (née Neumann), started very

quickly in lane 1. She was three metres up at halfway and pulling away. The other two GDR finalists were well placed, but in the finishing straight the Soviet pair of Ambrazienė and Fesenko took control. Ambrazienė, the world record holder, took the lead at the 10th hurdle – only to be passed herself on the run-in by Fesenko.

After the finish, the winner – who celebrated her 25th birthday on the day of the race – predicted a time of 53 seconds for herself in the future.

#### First round (First 3 & 4 fastest to semi-finals) (Aug 8)

**Heat 1:** 1, Fesenko 56.43; 2, Skoglund 56.80; 3, Wall 57.14; 4, Brown 57.14; 5, Giuseppina Cirulli ITA 57.43; 6, Rose Tata-Muya KEN 58.09; 7, Liu Guihua CHN 59.39; 8, Felicia Candelario DOM 60.72

**Heat 2:** 1, Ambrazienė 56.30; 2, Morley 56.58; 3, Krug 56.87; 4, Filicková 57.09; 5, Ruth Kyalisima UGA 57.58; 6, Helle Sichlau DEN 57.90; 7, Tonja Brown USA 58.00; 8, Ovrill Dwyer-Brown JAM 58.40

**Heat 3:** 1, El Moutawakil 56.52; 2, Pfaff 56.56; 3, Fredriksen 56.66; 4, Slythe 57.40; 5, Sandra Farmer JAM 57.97; 6, Verona Elder GBR 58.74; 7, Tuija Helander FIN 59.43; Mary Wagner FRG DNF

**Heat 4:** 1, Flintoff 56.47; 2, Cojocar 56.49; 3, Fiedler 56.58; 4, Barksdale 56.60; 5, Gladys Taylor GBR 58.25; 6, Andrea Page CAN 58.55; 7, Marcela Sevicková TCH 60.34

#### Semi-finals (First 4 to final) (Aug 9)

**Heat 1:** 1, Pfaff 55.77; 2, Fesenko 55.99; 3, Skoglund 56.01; 4, Morley 56.09; 5, Debbie Flintoff AUS 56.63; 6, Gwen Wall CAN 56.68; 7, Judi Brown USA 57.98; Hilde Fredriksen NOR DNS

**Heat 2:** 1, Ambrazienė 55.18; 2, Fiedler 55.23; 3, Krug 55.98; 4, Cojocar 56.71; 5, Shariieffa Barksdale USA 56.81; 6, Nawal El Moutawakil MAR 57.10; 7, Anna Filicková TCH 57.64; 8, Christine Slythe CAN 58.53

## Rome 1987

### Final (Sep 3)

|        |                         |     |       |
|--------|-------------------------|-----|-------|
| 1, [3] | Sabine Busch            | GDR | 53.62 |
| 2, [8] | Debbie Flintoff-King    | AUS | 54.19 |
| 3, [4] | Cornelia Ulrich         | GDR | 54.31 |
| 4, [6] | Sandra Farmer           | JAM | 54.38 |
| 5, [5] | Tuija Helander-Kuusisto | FIN | 54.62 |
| 6, [1] | Anna Ambrazienė         | URS | 55.68 |
| 7, [2] | Schowonda Williams      | USA | 55.86 |
| 8, [7] | Judi Brown King         | USA | 56.10 |

Boosted by the 400m flat win of Thomas Schönlebe from the same lane (3) 20 minutes earlier, Sabine Busch overcame her raw hurdling style to win another gold for the GDR.

It was the other GDR runner, Ulrich, who led for the first half of the race. Busch moved in front on the second bend. She made no mistakes and drew away comfortably to win with the eighth-fastest time ever. From the outside lane, Flintoff finished strongly to take the silver medal on the run-in.

#### First round (First 2 & 6 fastest to semi-finals) (Aug 31)

**Heat 1:** 1, Busch 55.51; 2, Ambrazienė 56.50; 3, Nawal El Moutawakil MAR 57.21; 4, Jenny Laurendet AUS 57.41; 5, Barbara Johnson IRL 58.72; 6, Tania Fernández CUB 58.78; 7, Mariam Zewde ETH 60.57

**Heat 2:** 1, Sheffield 55.93; 2, Flintoff-King 56.31; 3, Wennberg 56.91; 4, Trojer 57.09; 5, Hélène Huat FRA 57.13; 6, Maria João Lopes POR 58.86; 7, Semra Aksu TUR 59.13

**Heat 3:** 1, Brown King 55.35; 2, Helander-Kuusisto 55.42; 3, Usha 55.73; 4, Usifo 56.13; 5, Helga Halldorsdóttir ISL 57.82; 6, Marie Womplou CIV 58.46; 7, Gerda Haas AUT 58.65

**Heat 4:** 1, Khromova 55.21; 2, Williams 55.53; 3, Abt 55.83; 4, Liliana Chalá ECU 58.39; 5, Gwen Wall CAN 58.66; 6, Maria Fialho BRA 58.93; Genowefa Błaszczak POL DQ

**Heat 5:** 1, Ulrich 56.75; 2, Farmer 56.76; 3, Tata-Muya 57.11; 4, Cristina Pérez ESP 57.23; 5, Erika Szopori HUN 58.09; 6, Sally Fleming AUS 58.87; Fatima Podie BUR DQ

#### Semi-finals (First 4 to final) (Sep 1)

**Heat 1:** 1, Busch 54.41; 2, Farmer 54.68; 3, Helander-Kuusisto 54.76; 4, Williams 54.82; 5, Margarita Khromova URS 54.86; 6, LaTanya Sheffield USA 56.65; 7, Rose Tata-Muya KEN 57.65; Maria Usifo NGR DNS

**Heat 2:** 1, Ulrich 54.72; 2, Flintoff-King 55.08; 3, Ambrazienė 55.47; 4, Brown King 55.55; 5, Gudrun Abt FRG 55.59; 6, PT Usha IND 55.89; 7, Christina Wennberg SWE 56.56; 8, Irmgard Trojer ITA 57.86

## Tokyo 1991

### Final (Aug 29)

|        |                    |     |       |
|--------|--------------------|-----|-------|
| 1, [6] | Tatyana Ledovskaya | URS | 53.11 |
| 2, [5] | Sally Gunnell      | GBR | 53.16 |

|        |                       |     |       |
|--------|-----------------------|-----|-------|
| 3, [7] | Janeene Vickers       | USA | 53.47 |
| 4, [4] | Sandra Farmer-Patrick | USA | 53.95 |
| 5, [8] | Kim Batten            | USA | 53.98 |
| 6, [3] | Anita Protti          | SUI | 54.25 |
| 7, [1] | Heike Meissner        | GER | 55.26 |
| 8, [2] | Margarita Ponomaryova | URS | 55.27 |

At the 1988 Olympic Games, Ledovskaya lost the gold medal after she eased up prematurely at the finish. In Tokyo, the Soviet hurdler won as her rivals made mistakes in the closing stages. Like several of her teammates, Ledovskaya had raced sparingly in 1991. Instead, the favourites for Tokyo were Gunnell and Farmer-Patrick. The Briton won her semi-final from Ledovskaya, who laboured at the finish and looked overweight.

This proved an illusion, for in the final Ledovskaya (lane 6) sprinted away from Gunnell and Farmer-Patrick (lanes 5 and 4). At the fifth touchdown she had a lead of three metres, and she added to this with a dazzling turn of speed between hurdles six and eight.

The Briton made her move in the homestraight, overtaking Farmer-Patrick and gaining ominously on Ledovskaya between the last two hurdles. But Gunnell stuttered slightly and lost some momentum on clearing the final barrier. Farmer-Patrick also took the last hurdle badly and clashed arms with Gunnell when she landed awkwardly. Meanwhile, Ledovskaya had a smooth clearance and held Gunnell at bay to win with the second quickest time in history.

"It was my hardest win as an athlete," said Ledovskaya, who revealed that she had only competed in Tokyo on the insistence of her coach.

#### First round (First 2 & 6 fastest to semi-finals) (Aug 26)

**Heat 1:** 1, Vickers 54.85; 2, Ledovskaya 54.94; 3, Retchakan 54.95; 4, Johansson 55.60; 5, Ann Maenhout BEL 58.39; 6, Marie Womplou CIV 58.80; 7, Elma Muros PHI 59.90

**Heat 2:** 1, Protti 54.53; 2, Ponomaryova 55.87; 3, Abt 56.16; 4, Lencys Montelier CUB 57.72; 5, Huang Yanhong CHN 58.05; 6, Omolade Akinremi NGR 58.25

**Heat 3:** 1, Gunnell 54.70; 2, Chuprina 56.15; 3, Busch 56.37; 4, Donald Duprey CAN 56.38; 5, Lyn Massey NZL 57.55; 6, Junko Hasegawa JPN 59.71; 7, Gretha Tromp NED 60.45 (fell)

**Heat 4:** 1, Trojer 55.77; 2, Batten 55.77; 3, Westén 55.79; 4, Deon Hemmings JAM 57.13; 5, Nicoleta Carutasu ROU 57.26; 6, Liliana Chalá ECU 61.49; 7, Miranda Francourt SEY 65.92

**Heat 5:** 1, Farmer-Patrick 55.81; 2, Meissner 56.00; 3, Bidouane 56.35; 4, Rosey Edeh CAN 57.32; 5, Jacqui Parker GBR 57.81; 6, Reawadee Srihtha THA 58.74; 7, Mari Bjone NOR 59.00

#### Semi-finals (First 4 to final) (Aug 27)

**Heat 1:** 1, Protti 54.26; 2, Farmer-Patrick 54.44; 3, Vickers 54.63; 4, Meissner 54.77; 5, Gowry Retchakan GBR 54.88; 6, Frida Johansson SWE 55.36; 7, Anna Chuprina URS 55.81; 8, Nezha Bidouane MAR 56.62

**Heat 2:** 1, Gunnell 54.24; 2, Ledovskaya 54.36; 3, Batten 54.70; 4, Ponomaryova 55.22; 5, Monica Westén SWE 55.51; 6, Irmgard Trojer ITA 55.66; 7, Sabine Busch GER 55.93; 8, Gudrun Abt GER 56.17

## Stuttgart 1993

### Final (Aug 19)

|        |                       |     |                     |
|--------|-----------------------|-----|---------------------|
| 1, [4] | Sally Gunnell         | GBR | 52.74 <sup>WR</sup> |
| 2, [6] | Sandra Farmer-Patrick | USA | 52.79               |
| 3, [5] | Margarita Ponomaryova | RUS | 53.48               |
| 4, [7] | Kim Batten            | USA | 53.84               |
| 5, [2] | Tonja Buford          | USA | 54.55               |
| 6, [3] | Deon Hemmings         | JAM | 54.99               |
| 7, [1] | Rosey Edeh            | CAN | 55.19               |
| 8, [8] | Natalya Torshina      | KAZ | 55.78               |

Some viewed the clash between Gunnell and Farmer-Patrick as the best race ever in a World Championships. The Briton was the favourite after moderate early-season form by the American, but Farmer-Patrick had since switched coaches and showed a marked improvement in Stuttgart. She clocked a season's best in the semi-finals.

Two days later, the American (lane 6) raced into a comfortable lead by 200m but Gunnell ran a strong bend and drew level by the eighth hurdle. Surprisingly, the American was able to pull away again. She gained a little ground from Gunnell at both the remaining hurdles. The race was decided on the 40m run-in. Gunnell managed to edge in front,

but it was so close that several seconds passed before she realised she had won the race and broken the world record. Farmer-Patrick, who fell to the track at the finish, was also inside the old record.

#### First round (First 4 & 4 fastest to semi-finals) (Aug 16)

**Heat 1:** 1, Gunnell 55.06; 2, Rieger 56.30; 3, Johansson 56.81; 4, Carutasu 57.13; 5, Monika Warnicka POL 57.38; 6, Anabella Von Kesselstat ARG 57.82; 7, Zuzana Machotková TCH 59.53

**Heat 2:** 1, Ledovskaya 55.37; 2, Meissner 55.84; 3, Parris 56.19; 4, Maenhout 56.48; 5, Lana Uys RSA 56.55; 6, Marta Moreira POR 58.06; 7, Jupira da Graça BRA 58.79

**Heat 3:** 1, Ponomaryova 54.68; 2, Buford 55.42; 3, Edeh 55.70; 4, Westén 56.34; 5, Parker 56.93; 6, Linda Kisabaka GER 57.02; 7, Marjut Toylil FIN 60.16; 8, Ivette Sánchez PAN 67.89

**Heat 4:** 1, Olga M. Nazarova 55.31; 2, Farmer-Patrick 55.70; 3, Hemmings 55.94; 4, Retchakan 56.31; 5, Silwia Pachut POL 56.92; 6, Miriam Alonso ESP 58.62; 7, Alejandra Quintanar MEX 60.04

**Heat 5:** 1, Batten 55.37; 2, Torshina 55.51; 3, Knoroz 55.54; 4, Kurochkina 55.69; 5, Duprey 56.80; 6, Mary Estelle Kapalu VAN 60.29; Nezha Bidouane MAR DNF; Yana Burtasenkovna MDA DNS

#### Semi-finals (First 2 & 2 fastest to final) (Aug 17)

**Heat 1:** 1, Gunnell 53.95; 2, Buford 54.38; 3, Heike Meissner GER 54.64; 4, Anna Knoroz RUS 55.12; 5, Tatyana Kurochkina BLR 55.64; 6, Debbie-Ann Parris JAM 55.80; 7, Sylwia Pachut POL 56.31; 8, Nicoleta Carutasu ROU 56.61

**Heat 2:** 1, Ponomaryova 53.71; 2, Batten 54.20; 3, Torshina 54.53; 4, Edeh 54.53; 5, Silvia Rieger GER 54.90; 6, Monica Westén SWE 55.88; 7, Ann Maenhout BEL 56.14; 8, Jacqui Parker GBR 56.68

**Heat 3:** 1, Farmer-Patrick 53.88; 2, Hemmings 54.12; 3, Tatyana Ledovskaya BLR 54.60; 4, Olga M. Nazarova RUS 55.51; 5, Gowry Retchakan GBR 55.96; 6, Donalda Duprey CAN 56.16; 7, Frida Johansson SWE 56.48; 8, Lana Uys RSA 57.40

## Gothenburg 1995

### Final (Aug 11)

|        |                    |     |                     |
|--------|--------------------|-----|---------------------|
| 1, [5] | Kim Batten         | USA | 52.61 <sup>WR</sup> |
| 2, [3] | Tonja Buford       | USA | 52.62               |
| 3, [4] | Deon Hemmings      | JAM | 53.48               |
| 4, [7] | Heike Meissner     | GER | 54.86               |
| 5, [6] | Tatyana Tereshchuk | UKR | 54.94               |
| 6, [1] | Silvia Rieger      | GER | 55.01               |
| 7, [8] | Ionela Tîrlea      | ROU | 55.46               |
| 8, [2] | Natalya Torshina   | KAZ | 56.75               |

Absent, for various reasons, were Sally Gunnell, Sandra Farmer-Patrick and Marie-José Pérec. It was felt that the event was of a low standard and this seemed to be confirmed by the preliminary races; a time of 56.75 was sufficient to win a place in the final. There was no indication of the tremendous race which was to unfold.

The principal contenders were the Americans Tonja Buford and Kim Batten. Batten (lane 5) went out hardest and led at 200m from Hemmings. Buford (lane 3) ran an excellent final bend and was level with her team-mate at the eighth barrier. Batten had a slight edge down the finishing straight but Buford did not fade. Batten's advantage was cut when she stuttered at the 10th hurdle. Buford – shorter of the two but with a longer stride – closed further on the run-in, but at the line it was Batten who produced the more determined dip. It won her not only the gold medal but also a world record of 52.61. For the second successive World Championship, the runner-up was also inside the previous record as Buford clocked 52.62.

"I was really scared," said Batten. "Tonja's pretty quick on her feet. I didn't know if I'd beat her."

"I felt if I could get to the eighth hurdle in the lead, I could beat Kim," said Buford. "I couldn't quite get her but I'm still excited to beat the world record."

The winner had undergone an emergency appendectomy the previous May and only just recovered in time to contest the US trials for Gothenburg.

#### First round (First 3 & 4 fastest to semi-finals) (Aug 8)

**Heat 1:** 1, Buford 55.15; 2, Tereshchuk 56.16; 3, Torshina 56.23; 4, Warnicka 56.88; 5, Olga M. Nazarova 57.64; 6, Louise Fraser GBR 57.99; 7, Åsa Carlsson SWE 58.42

**Heat 2:** 1, Batten 55.71; 2, Tîrlea 58.47; 3, Arnardóttir 58.57; 4, Zhanna Sokolova TJK 63.16; Hsu Pei-chin TPE & Tatyana Kurochkina BLR DQ (r168.7); Rosey Edeh CAN DNS

**Heat 3:** 1, Hemmings 54.72; 2, Rieger 55.75; 3, Ledovskaya 56.03; 4, Akinremi 56.46; 5, Miriam Alonso ESP 58.36; Nezha Bidouane MAR DQ (r168.7)

**Heat 4:** 1, Meissner 55.95; 2, Williams 55.98; 3, van Derveen 56.32; 4, Lenskaya 57.52; 5, Debbie-Ann Parris JAM 57.83; 6, Marie Womplou CIV 58.67

#### Semi-finals (First 4 to final) (Aug 9)

**Heat 1:** 1, Buford 55.30; 2, Tereshchuk 56.09; 3, Torshina 56.52; 4, Meissner 56.75; 5, Monika Warnicka POL 56.88; 6, Olga M. Nazarova RUS 56.89; 7, Trevaia Williams USA 64.84; Karen van Derveen RSA DQ (r163.3)

**Heat 2:** 1, Batten 54.15; 2, Hemmings 54.33; 3, Rieger 55.69; 4, Tîrlea 56.21; 5, Lade Akinremi NGR 57.07; 6, Gudrun Arnardóttir ISL 57.29; 7, Irina Lenskaya UKR 57.33; Tatyana Ledovskaya BLR DQ (r168.7)

## Athens 1997

### Final (Aug 8)

|        |                     |     |       |
|--------|---------------------|-----|-------|
| 1, [3] | Nezha Bidouane      | MAR | 52.97 |
| 2, [4] | Deon Hemmings       | JAM | 53.09 |
| 3, [5] | Kim Batten          | USA | 53.52 |
| 4, [6] | Tatyana Tereshchuk  | UKR | 53.81 |
| 5, [8] | Debbie-Ann Parris   | JAM | 54.19 |
| 6, [2] | Tonja Buford-Bailey | USA | 54.77 |
| 7, [7] | Susan Smith         | IRL | 55.25 |
| 8, [1] | Andrea Blackett     | BAR | 55.63 |

The form book pointed to a battle royal between defending champion and world record holder Batten and her Olympic conqueror Hemmings. They did indeed battle it out far ahead of the rest until Batten made a serious mistake at the eighth hurdle and the Jamaican appeared to have the race locked up. However, Bidouane – who had pulled off a shock win over Batten and Hemmings in Rome in June – had other ideas. Buoyed up by an African record of 53.48 in winning her semi, the Moroccan took no notice of her rivals' furious pace – touching down after the sixth hurdle in 28.44 as against Hemmings' 27.76 – and consequently found herself with plenty left for the closing stages. A distant fourth entering the finishing straight, she drew level with Batten at the last hurdle and edged past an astonished Hemmings in the final few strides for victory in 52.97.

Until this race Bidouane's international championship career had hardly set the world aflame. A semi-finalist at the 1991 Worlds and 1992 Olympics, she failed to finish her heat at the 1993 World Championships, was disqualified in her heat two years later and had to miss the Atlanta Olympics because of Achilles tendon surgery. She became the second Moroccan woman to win a major 400m hurdles title, Nawal El Moutawakel having triumphed at the 1984 Olympics.

A sad footnote: Making an encouraging comeback after injury, Gunnell (the 1993 champion in world record time) clocked her best time for three years with 54.53 in her heat only to re-injure herself warming down and being forced to withdraw from her semi-final. It was the end of a brilliant career.

#### First round (First 3 & 4 fastest to semi-finals) (Aug 5)

**Heat 1:** 1, Hemmings 54.42; 2, Gunnell 54.53; 3, Goossens 54.84; 4, Blackett 55.26; 5, Tatyana Ledovskaya BLR 56.88; 6, Rebecca Buchanan USA 57.79; 7, Hristina Panagou GRE 61.14

**Heat 2:** 1, Tereshchuk 55.17; 2, Buford-Bailey 55.25; 3, Knoroz 55.34; 4, Alonso 55.57; 5, Arnardóttir 55.76; 6, Donalda Duprey CAN 56.73; 7, Inicia da Fonseca STP 61.39

**Heat 3:** 1, Batten 54.56; 2, Smith 54.61; 3, Bakhvalova 55.08; 4, Haughton 55.27; 5, Judit Szekeres HUN 55.99; 6, Carla Barbarino ITA 57.05; 7, Rikke Rønholt DEN 57.26

**Heat 4:** 1, Bidouane 55.53; 2, Rieger 55.64; 3, Parris 55.84; 4, Irina Lenskaya UKR 56.05; 5, Natalya Torshina KAZ 56.64; 6, Ryan Tolbert USA 56.67

#### Semi-finals (First 4 to final) (Aug 6)

**Heat 1:** 1, Batten 53.67; 2, Tereshchuk 54.02; 3, Parris 54.72; 4, Smith 54.72; 5, Yekaterina Bakhvalova RUS 55.02; 6, Silvia Rieger GER 55.08; 7, Karlene Haughton JAM 55.33; 8, Miriam Alonso ESP 55.49

**Heat 2:** 1, Bidouane 53.48; 2, Hemmings 53.82; 3, Buford-Bailey 54.48; 4, Blackett 54.74; 5, Gudrun Arnardóttir ISL 54.93; 6, Anna Knoroz RUS 55.28; 7, Ester Goossens NED 56.17; Sally Gunnell GBR DNS

## Seville 1999

### Final (Aug 25)

|        |                 |     |       |
|--------|-----------------|-----|-------|
| 1, [5] | Daimí Pernía    | CUB | 52.89 |
| 2, [4] | Nezha Bidouane  | MAR | 52.90 |
| 3, [3] | Deon Hemmings   | JAM | 53.16 |
| 4, [6] | Andrea Blackett | BAR | 53.36 |



|        |                    |     |       |
|--------|--------------------|-----|-------|
| 5, [1] | Sandra Glover      | USA | 53.65 |
| 6, [2] | Michelle Johnson   | USA | 54.23 |
| 7, [7] | Tatyana Tereshchuk | UKR | 54.33 |
| 8, [8] | Debbie-Ann Parris  | JAM | 56.24 |

Defending champion Bidouane and Olympic Champion Hemmings went into the event as co-favourites, their prospects enhanced as an injured Tîrlea was a non-starter. They duly won their semi-finals but in the final both were shocked by World Student Games Champion Pernía. The 22 year-old Cuban had made enormous progress already that year, from 55.51 to 53.44, but again was a revelation. Drawn in lane 5 with Bidouane (4) and Hemmings (3) inside her, she led into the finishing straight. She was still ahead when she clattered the last hurdle, seemingly destroying her chances of an upset victory. Bidouane seized the initiative, but Pernía not only miraculously kept her feet but managed to recover to pip Bidouane on the line.

It was so close that Bidouane, who set an African record of 52.90, wrapped herself in the Moroccan flag and began a lap of honour, only to fall to the track in horror when she heard the result. Pernía's 52.89, a Cuban record, ranked her sixth-fastest of all-time while London-born Blackett set a Barbadian record of 53.36 in fourth place.

#### First round (First 3 & 4 fastest to semi-finals) (Aug 22)

**Heat 1:** 1, Blackett 54.74; 2, Pernía 54.88; 3, Szekeres 55.04; 4, Diouf 55.30; 5, Ann Mercken BEL 55.84; 6, Natasha Danvers GBR 56.22; 7, Delfina Joaquim ANG 59.34

**Heat 2:** 1, Bidouane 54.64; 2, Parris 55.35; 3, Dudgeon 55.38; 4, Joanna Hayes USA 55.38; 5, Gudrún Arnardóttir ISL 55.45; 6, Frida Svensson SWE 55.59; 7, Olga Dor ISR 57.23

**Heat 3:** 1, Glover 54.47; 2, Tereshchuk 54.61; 3, Bakhvalova 54.65; 4, Urbansky 54.67; 5, Niederstatter 55.10; 6, Mary-Estelle Kapalu VAN 61.86; Karlene Houghton CAN DQ (r163.3)

**Heat 4:** 1, Hemmings 54.27; 2, Johnson 54.79; 3, Torshina 54.95; 4, Smith-Walsh 55.06; 5, Keri Maddox GBR 55.33; 6, Petra Söderström FIN 56.93; 7, Ieva Zunda LAT 57.90

#### Semi-finals (First 4 to final) (Aug 23)

**Heat 1:** 1, Hemmings 54.00; 2, Blackett 54.18; 3, Tereshchuk 54.55; 4, Johnson 54.67; 5, Tacko Diouf SEN 55.17; 6, Sinead Dudgeon GBR 55.69; 7, Yekaterina Bakhvalova RUS 55.76; 8, Ulrike Urbansky GER 55.81

**Heat 2:** 1, Bidouane 53.95; 2, Pernía 53.96; 3, Glover 54.17; 4, Parris 54.81; 5, Judit Szekeres HUN 54.86; 6, Susan Smith-Walsh IRL 55.20; 7, Natalya Torshina KAZ 55.26; 8, Monica Niederstatter ITA 55.57

## Edmonton 2001

### Final (Aug 8)

|        |                     |     |       |
|--------|---------------------|-----|-------|
| 1, [4] | Nezha Bidouane      | MAR | 53.34 |
| 2, [5] | Yuliya Nosova       | RUS | 54.27 |
| 3, [3] | Daimí Pernía        | CUB | 54.51 |
| 4, [6] | Tonja Buford-Bailey | USA | 54.55 |
| 5, [1] | Debbie-Ann Parris   | JAM | 54.68 |
| 6, [7] | Ionela Tîrlea       | ROU | 55.36 |
| 7, [8] | Deon Hemmings       | JAM | 55.83 |
| 8, [2] | Sandra Glover       | USA | 57.42 |

Bidouane regained her title with ease. She waited as first Pernía then Nosova led before storming away after the eighth barrier. Her winning margin of 0.93 was the widest ever in this event, and her winning time was a world-leading 53.34.

#### First round (First 3 & 4 fastest to semi-finals) (Aug 5)

**Heat 1:** 1, Bidouane 54.55; 2, Parris 54.81; 3, Pskit 55.45; 4, Harrison 55.63; 5, Torshina 55.69; 6, Houghton 55.94

**Heat 2:** 1, Nosova 54.43; 2, Buford-Bailey 54.99; 3, Tîrlea 55.41; 4, Olichwierczuk 55.98; 5, Tacko Diouf SEN 56.44; 6, Sylvanie Morandais FRA 56.85; 7, Keri Maddox GBR 57.55

**Heat 3:** 1, Glover 55.38; 2, Pernía 55.40; 3, Niederstatter 55.83; 4, Natasha Danvers GBR 56.36; 5, Surita Febbraio RSA 56.80; 6, Melanie Walker JAM 57.10

**Heat 4:** 1, Hemmings 55.39; 2, Dudgeon 56.07; 3, Taylor 56.28; 4, Heike Meissner GER 56.79; 5, Andrea Blackett BAR 57.10; 6, Norasheela Khalid MAS 59.12

#### Semi-finals (First 4 to final) (Aug 6)

**Heat 1:** 1, Pernía 53.81; 2, Bidouane 53.85; 3, Parris 53.88; 4, Glover 55.04; 5, Małgorzata Pskit POL 55.28; 6, Karlene Houghton CAN 55.68; 7, Monika Niederstatter ITA 56.37; 8, Natalya Torshina KAZ 56.45

**Heat 2:** 1, Nosova 54.03; 2, Buford-Bailey 54.15; 3, Hemmings 54.47; 4, Tîrlea 54.92; 5, Anna Olichwierczuk POL 55.64; 6, Brenda Taylor USA 56.52; 7, Yvonne Harrison PUR 56.70; 8, Sinead Dudgeon GBR 56.92

## Paris 2003

### Final (Aug 28)

|        |                             |     |       |
|--------|-----------------------------|-----|-------|
| 1, [4] | Jana Pittman                | AUS | 53.22 |
| 2, [6] | Sandra Glover               | USA | 53.65 |
| 3, [5] | Yuliya Pechonkina           | RUS | 53.71 |
| 4, [3] | Ionela Tîrlea               | ROU | 54.41 |
| 5, [2] | Tatyana Tereshchuk-Antipova | UKR | 54.61 |
| 6, [7] | Andrea Blackett             | BAR | 54.79 |
| 7, [1] | Heike Meissner              | GER | 55.60 |
| 8, [8] | Surita Febbraio             | RSA | 55.90 |

Three weeks before the final Pechonkina (née Nosova) had surprisingly cut the world record to 52.34. In the preliminaries, she went off hard, then eased to fast clockings of 54.01 and 53.57. In the final the Russian raced off again in lane 5, making up the stagger on Glover (lane 6) by the fourth hurdle. The other protagonist, Pittman, was drawn inside Pechonkina.

The Russian continued to look set for a sub-53 clocking until faltering at the eighth hurdle. She was 5m ahead at the ninth but slowing. Pittman and the smooth-striding Glover were closing the gap. The young Australian caught the Russian with 30m to go then Glover also nipped ahead of Pechonkina, who revealed "at the ninth I felt some pressure on my hip muscles and decided not to sprint flat out to avoid injury."

#### First round (First 3 & 4 fastest to Semi-finals) (Aug 24)

**Heat 1:** 1, Pechonkina 54.01; 2, Tereshchuk-Antipova 55.28; 3, Hayes 56.10; 4, Androula Sialou CYP 56.11; 5, Rebecca Wardell NZL 56.51; 6, Monika Niederstatter ITA 56.62; 7, Salhate Djmalidine COM 58.91

**Heat 2:** 1, Febbraio 55.41; 2, Meissner 55.80; 3, Torshina 55.86; 4, Danvers 56.02; 5, Blackett 56.05; 6, Tacko Diouf SEN 56.22; 7, Jessica Miller URU 61.03; 8, Diala El-Chab LBN 62.90

**Heat 3:** 1, Pittman 54.80; 2, McIntosh 55.53; 3, Kampf 55.79; 4, Anna Jesień POL 56.07; 5, Ieva Zunda LAT 56.87; 6, Velveth Moreno PAN 63.55; Yvonne Harrison PUR DNF

**Heat 4:** 1, Glover 54.48; 2, Tîrlea 54.98; 3, Pskit 55.18; 4, Beckford 55.75; 5, Olivero 55.95; 6, Makiko Yoshida JPN 57.08; 7, Aïssata Soulama BUR 61.86

#### Semi-finals (First 4 to final) (Aug 24)

**Heat 1:** 1, Pittman 53.77; 2, Glover 53.90; 3, Tereshchuk-Antipova 54.26; 4, Meissner 55.00; 5, Natalya Torshina KAZ 55.24; 6, Joanna Hayes USA 55.35; 7, Natasha Danvers GBR 55.48; 8, Cora Olivero ESP 55.82

**Heat 2:** 1, Pechonkina 53.57; 2, Tîrlea 54.84; 3, Febbraio 55.18; 4, Blackett 55.33; 5, Stephanie Kampf GER 55.35; 6, Allison Beckford JAM 55.76; 7, Małgorzata Pskit POL 56.21; Raasin McIntosh USA DNF

## Helsinki 2005

### Final (Aug 13)

|        |                             |     |       |
|--------|-----------------------------|-----|-------|
| 1, [4] | Yuliya Pechonkina           | RUS | 52.90 |
| 2, [8] | Lashinda Demus              | USA | 53.27 |
| 3, [3] | Sandra Glover               | USA | 53.32 |
| 4, [5] | Anna Jesień                 | POL | 54.17 |
| 5, [6] | Huang Xiaoxiao              | CHN | 54.57 |
| 6, [2] | Andrea Blackett             | BAR | 55.06 |
| 7, [7] | Tatyana Tereshchuk-Antipova | UKR | 55.09 |
| 8, [1] | Małgorzata Pskit            | POL | 55.58 |

In previous championships Pechonkina had often under-performed when it came to finals. In Helsinki she was much the quickest in the heats before running the fastest time of the semis with 53.86, beating Demus handily.

There was drama at the start of the final when twice Pechonkina was warned that her foot was illegally placed in her blocks at the "set" stage. Out in lane eight, Demus led for the first half of the race, and then Pechonkina's power began to tell, and she won by 3m from Demus, who had to close strongly to take the silver from 36 year-old Sandra Glover. A United States protest that Pechonkina's lead leg had gone round the first hurdle was rejected.

#### First round (First 4 & 4 fastest to semi-finals) (Aug 10)

**Heat 1:** 1, Pechonkina 53.77; 2, Pskit 55.72; 3, Hantzi-Neag 56.15; 4, Blackett 56.32; 5, Marx 56.60; 6, Sanders 56.83; 7, Norasheela Mohd Khalid MAS 57.58

**Heat 2:** 1, Jesień 55.79; 2, Ceccarelli 56.00; 3, Gundert 56.53; 4, Dortch 56.54; 5, Stoddart 56.55; 6, Jessica Aguilera NCA 64.43; Wang Xing CHN DQ (r168.7)

**Heat 3:** 1, Glover 55.31; 2, Febbraio 55.89; 3, Chrust-Rozej 56.35; 4, Hejnová 56.86; 5, Olivero 56.96; 6, Natalya Alimzhanova KAZ 58.26; 7, Salhate Djamaalidine COM 60.33

**Heat 4:** 1, Demus 56.63; 2, de Jong 56.95; 3, Gulumyan 57.21; 4, Parris 58.27; 5, Josanne Lucas TTO 58.99; 6, Aïssata Soulama BUR 59.28; 7, Ilona Ranta FIN 59.42

**Heat 5:** 1, Tereshchuk-Antipova 56.16; 2, Huang 56.56; 3, Niederstätter 57.18; 4, Smith 58.33; 5, Vanya Stambolova BUL 58.99

#### Semi-finals (First 2 & 2 fastest to final) (Aug 11)

**Heat 1:** 1, Jesień 54.34; 2, Huang 54.34; 3, Blackett 54.79; 4, Tereshchuk-Antipova 55.13; 5, Claudia Marx GER 55.64; 6, Marjolein de Jong NED 55.92; 7, Shauna Smith USA 55.97; 8, Monika Niederstätter ITA 56.14

**Heat 2:** 1, Glover 54.16; 2, Pskit 55.20; 3, Benedetta Ceccarelli ITA 55.41; 4, Tawa Dortch CAN 55.58; 5, Oksana Gulumyan RUS 56.12; 6, Shevon Stoddart JAM 56.49; 7, Hristina Hantzi-Neag GRE 57.11; Nicola Sanders GBR DQ (r168.7) (56.25)

**Heat 3:** 1, Pechonkina 53.86; 2, Demus 55.00; 3, Surita Febbraio RSA 55.74; 4, Debbie-Ann Parris JAM 55.96; 5, Cora Olivero ESP 56.47; 6, Marta Chrust-Rozej POL 56.80; 7, Zuzana Hejnová CZE 57.29; Louise Gundert SWE DQ (r168.7)

## Osaka 2007

### Final (Aug 30)

|        |                     |     |       |
|--------|---------------------|-----|-------|
| 1, [5] | Jana Rawlinson      | AUS | 53.31 |
| 2, [6] | Yuliya Pechonkina   | RUS | 53.50 |
| 3, [7] | Anna Jesień         | POL | 53.92 |
| 4, [4] | Nickiesha Wilson    | JAM | 54.10 |
| 5, [8] | Huang Xiaoxiao      | CHN | 54.15 |
| 6, [3] | Yevgeniya Isakova   | RUS | 54.50 |
| 7, [9] | Tiffany Williams    | USA | 54.63 |
| 8, [2] | Tasha Danvers-Smith | GBR | 54.94 |

The world list was headed by Williams (53.28) and Johnson (53.29), but neither athlete had run quicker than 54.40 since June, while the enigmatic Pechonkina had won the Russian title at the end of July in 53.61. Also rounding into form was Rawlinson (née Pittman), the 2003 winner, who had won in Monaco on July 25 with 53.46.

Williams had been the fastest in the heats, Rawlinson, Pechonkina and Jesień were the semi-final winners. Williams, in the outside lane, started fastest in the final, but soon faded, and the gold was fought out between Rawlinson and Pechonkina. The Australian was ahead of the Russian from the second hurdle on, and it was only at the last barrier that Pechonkina was able to close within 0.20 of Rawlinson. Showing great ability to run her best when it mattered, Rawlinson's time was the second best of her life, the best coming when she won the 2003 title, and in doing so she tied Nezha Bidouane as the only athlete to win two 400 hurdles women's titles, but still no-one has defended this title (or the women's marathon) successfully.

#### First round (First 4 & 4 fastest to second round) (Aug 27)

**Heat 1:** 1, Pechonkina 54.50; 2, Wilson 55.15; 3, Danvers-Smith 55.67; 4, Leach 55.95; 5, Hantzi-Neag 56.37; 6, Satomi Kubokura JPN 57.01; 7, Ilona Ranta FIN 57.64; 8, Nadia Nazir PAK 64.76

**Heat 2:** 1, Williams 54.24; 2, Jesień 55.01; 3, Azarova 55.93; 4, Kirilova 56.77; 5, Aïssata Soulama BUR 57.06; 6, Anastasiya Rabchenyuk UKR 57.31; 7, Özge Gürler TUR 57.40

**Heat 3:** 1, Tereschuk-Antipova 54.74; 2, Walker 55.40; 3, Halkiá 55.66; 4, Hejnová 55.87; 5, Bikert 56.23; 6, Elodie Ouédraogo BEL 56.44; 7, Ulrike Urbansky GER 56.76; 8, Michelle Carey IRL 57.10

**Heat 4:** 1, Rawlinson 54.77; 2, Ivanova 55.52; 3, Adam 55.80; 4, Tírela 55.90; 5, Spencer 55.93; 6, Mártensson 56.19; 7, Joke Odumosu NGR 59.05

**Heat 5:** 1, Huang 55.64; 2, Isakova 56.02; 3, Johnson 56.30; 4, Kron 57.28; 5, Andrea Blackett BAR 57.70; 6, Lamia El Habz MAR 57.81; 7, Lucimar Teodoro BRA 58.32

#### Semi-finals (First 2 & 2 fastest to final) (Aug 28)

**Heat 1:** 1, Rawlinson 53.57; 2, Danvers-Smith 54.08; 3, Isakova 54.11; 4, Tatyana Tereschuk-Antipova UKR 54.38; 5, Sheena Johnson USA 54.55; 6, Zuzana Hejnová CZE 55.04; 7, Erica Mártensson SWE 56.46; 8, Kaliese Spencer JAM 56.69

**Heat 2:** 1, Pechonkina 53.82; 2, Huang 54.00; 3, Melaine Walker JAM 54.54; 4, Tatyana Azarova KAZ 55.74; 5, Christina Kron GER 56.05; 6, Nicole Leach USA 56.10; 7, Faní Halkiá GRE 56.58; 8, Yekaterina Bikert RUS 60.07

**Heat 3:** 1, Jesień 53.86; 2, Wilson 53.97; 3, Williams 54.15; 4, Natalya Ivanova RUS 54.88; 5, Ionela Tírela ROU 55.41; 6, Mona Jabir Ahmed SUD 55.65; 7, Tsvetelina Kirilova BUL 56.03; 8, Hristina Hantzi-Neag GRE 56.35

## Berlin 2009

### Final (Aug 20)

|        |                |     |       |
|--------|----------------|-----|-------|
| 1, [4] | Melaine Walker | JAM | 52.42 |
| 2, [5] | Lashinda Demus | USA | 52.96 |

|        |                       |     |       |
|--------|-----------------------|-----|-------|
| 3, [3] | Josanne Lucas         | TTO | 53.20 |
| 4, [6] | Kaliese Spencer       | JAM | 53.56 |
| 5, [2] | Tiffany Williams      | USA | 53.83 |
| 6, [7] | Natalya Antyukh       | RUS | 54.11 |
| 7, [8] | Anastasiya Rabchenyuk | UKR | 54.78 |
| 8, [1] | Angela Moroşanu       | ROU | 55.04 |

Demus established herself as favourite with her 52.63 in Monaco at the end of July. She led from the gun, and was a metre ahead of Walker at the third hurdle. Walker edged ahead at the fifth barrier, but Demus regained the lead and by the eighth as was more than a metre ahead (36.65 to 36.81). The two were level approaching the ninth but then Demus stuttered. As the American lost momentum, the Jamaican gained over half a second by the 10th hurdle, and then was appreciably stronger on the run-in. Walker's reward was the second-fastest time ever, missing the world record by just 0.08. Demus held off the vastly-improved Lucas, who smashed her Trinidadian record. Others setting personal bests were Spencer and Antyukh.

On her victory lap, Walker was given a piggy-back by the ubiquitous Berlin mascot Berlino who then ran straight into a hurdles cart and dropped the new champion heavily on her backside. Happily there was no harm done and the smiles continued, though at the medallist's press conference Walker twice said "I'm not a big lover of my event."

#### First round (First 4 & 4 fastest to semi-finals) (Aug 17)

**Heat 1:** 1, Spencer 55.12; 2, Lucas 55.41; 3, Huang 55.52; 4, Stambolova 56.01; 5, Satomi Kubokura JPN 56.91; 6, Tatyana Azarova KAZ 57.90; 7, Hanna Titimets UKR 58.22; 8, Déborah Rodríguez URU 59.21

**Heat 2:** 1, Wilson 55.37; 2, Jesień 55.57; 3, Child 55.96; 4, Tosta 56.00; 5, Zunda 56.05; 6, Aurore Kassambara FRA 57.25; 7, Sayaka Aoki JPN 63.56; Tsvetelina Kirilova BUL DQ (r168.7)

**Heat 3:** 1, Walker 55.17; 2, Antyukh 55.40; 3, Shakes-Drayton 56.49; 4, Petersen 56.51; 5, Michelle Carey IRL 56.91; 6, Kou Luogon LBR 57.70; 7, Laia Forcadell ESP 58.57; 8, Merjen Ishangulyyeva TKM 60.75

**Heat 4:** 1, Moroşanu 54.70; 2, Williams 55.25; 3, Hejnová 55.68; 4, Churakova 56.13; 5, Ouédraogo 56.60; 6, Yolanda Osana DOM 59.18; 7, Aïssata Soulama BUR 59.20; Amaka Ogoebune NGR DQ (r40.9) (55.80)

**Heat 5:** 1, Demus 54.66; 2, Rabchenyuk 55.63; 3, Ivanova 56.11; 4, Odumosu 56.62; 5, Tilgner 56.73; 6, Carole Kaboud Mebam CMR 58.10

#### Semi-finals (First 2 & 2 fastest to final) (Aug 18)

**Heat 1:** 1, Walker 53.26; 2, Lucas 53.98; 3, Moroşanu 54.15; 4, Huang Xiaoxiao CHN 55.40; 5, Natalya Ivanova RUS 56.08; 6, Sheena Tosta USA 56.31; 7, Joke Odumosu NGR 56.80; 8, Elodie Ouédraogo BEL 57.58

**Heat 2:** 1, Spencer 54.37; 2, Rabchenyuk 54.49; 3, Williams 54.79; 4, Anna Jesień POL 54.82; 5, Yelena Churakova RUS 56.11; 6, Ieva Zunda LAT 56.66; 7, Perri Shakes-Drayton GBR 57.57; Amaka Ogoebune NGR DQ (r168.7 & r40.9)

**Heat 3:** 1, Demus 54.25; 2, Antyukh 54.86; 3, Nickiesha Wilson JAM 54.89; 4, Zuzana Hejnová CZE 54.99; 5, Vania Stambolova BUL 56.12; 6, Elidh Child GBR 56.21; 7, Sara Slott Petersen DEN 56.99; 8, Jonna Tilgner GER 57.11

## Daegu 2011

### Final (Sep 1)

|        |                       |     |       |
|--------|-----------------------|-----|-------|
| 1, [3] | Lashinda Demus        | USA | 52.47 |
| 2, [8] | Melaine Walker        | JAM | 52.73 |
| 3, [5] | Natalya Antyukh       | RUS | 53.85 |
| 4, [2] | Kaliese Spencer       | JAM | 54.01 |
| 5, [1] | Anastasiya Rabchenyuk | UKR | 54.18 |
| 6, [6] | Vania Stambolova      | BUL | 54.23 |
| 7, [4] | Zuzana Hejnová        | CZE | 54.23 |
| 8, [7] | Yelena Churakova      | RUS | 55.17 |

Spencer clocked a world-leading 52.79 four weeks before Daegu but the suffered an injury to her quad and groin and only made the final as a fastest loser and ended up with a poor lane draw given her condition. In the final, Demus and Spencer were out best and they were quickly joined in the lead by Walker. By the eighth barrier, Demus had a slight advantage over Walker, with Spencer in third but fading. Demus was a metre ahead at the last hurdle where Walker checked her stride. The American went a further metre ahead on the run-in. Antyukh caught Spencer in the last 10m to take bronze and leave the Jamaican in fourth place for the second successive championships. For Demus, it was a career peak: a US national record and the number three performance of all-time.

#### First round (First 4 & 4 fastest to semi-finals) (Aug 29)

**Heat 1:** 1, Spencer 54.93; 2, Rabchenyuk 55.08; 3, Harrison 55.11; 4, Boden 55.78; 5, Barbosa 56.31; 6, Christine Merrill SRI 57.05; 7, Miel Blessing Ayedou BEN 58.80

**Heat 2:** 1, Hejnová 55.12; 2, Churakova 55.39; =3, Ouédraogo & Titimets 55.40; 5, Petersen 56.32; 6, Horvat 56.60; 7, Hanitrasoa Olga Razanamalala MAD 57.25

**Heat 3:** 1, Demus 54.93; 2, Shakes-Drayton 55.90; 3, Yaroshchuk 55.99; 4, Wilson 56.08; 5, Jailma de Lima BRA 57.21; 6, Birsan Engin TUR 57.22; 7, Sharolyn Scott CRC 58.78; 8, Fatima Suleiman Al-Dahman YEM 71.49

**Heat 4:** 1, Stambolova 55.29; 2, Tracey 55.96; 3, Child 56.18; 4, Odumosu 56.23; 5, Nagihan Karadere TUR 56.76; 6, Stine Tomb NOR 57.51; 7, Déborah Rodriguez URU 59.52; 8, Jessica Aguilera NCA 62.78

**Heat 5:** 1, Walker 54.86; 2, Antyukh 54.88; 3, Theron 56.13; 4, Chaney 56.28; 5, Kubokura 56.66; 6, Manuela Gentili ITA 56.71; 7, Amailya Sharoyan ARM 58.54; 8, Shon Kyung-Mi KOR 60.21

#### Semi-finals (First 2 & 2 fastest to final) (Aug 30)

**Heat 1:** 1, Stambolova 54.72; 2, Churakova 55.02 (55.013); 3, Spencer 55.02 (55.016); 4, Hanna Yaroshchuk UKR 55.09; 5, Elodie Ouédraogo BEL 55.29; 6, Eilidh Child GBR 55.89; 7, Jasmine Chaney USA 55.97; 8, Nikolina Horvat CRO 57.02

**Heat 2:** 1, Antyukh 54.51; 2, Walker 54.97; 3, Rabchenyuk 55.06; 4, Queen Harrison USA 55.44; 5, Joke Odumosu NGR 56.41; 6, Nickiesha Wilson JAM 56.58; 7, Satomi Kubokura JPN 56.87; 8, Wenda Theron RSA 57.06

**Heat 3:** 1, Demus 53.82; 2, Hejnová 54.76; 3, Perri Shakes-Drayton GBR 55.07; 4, Ristananna Tracey JAM 55.55; 5, Hanna Titimets UKR 55.82; 6, Sara Slott Petersen DEN 56.49; 7, Lauren Boden AUS 56.68; 8, Vera Barbosa POR 57.70

## Moscow 2013

### Final (Aug 15)

|        |                      |     |       |
|--------|----------------------|-----|-------|
| 1, [3] | Zuzana Hejnová       | CZE | 52.83 |
| 2, [6] | Dalilah Muhammad     | USA | 54.09 |
| 3, [4] | Lashinda Demus       | USA | 54.27 |
| 4, [7] | Hanna Titimets       | UKR | 54.72 |
| 5, [8] | Eilidh Child         | GBR | 54.86 |
| 6, [3] | Hanna Yaroshchuk     | UKR | 55.01 |
| 7, [5] | Perri Shakes-Drayton | GBR | 56.25 |
| 8, [2] | Nickiesha Wilson     | JAM | 57.34 |

Hejnová was hot favourite to win, with eight unbeaten races in 2013, capped by a world leading 53.07 in London three weeks before Moscow. The final was a parade for the Czech woman after her nearest rival, Shakes-Drayton, tore a knee cartilage and posterior cruciate ligament in the opening stages. The valiant Briton carried on and held fourth place for much of the race before finishing seventh in agony. Meanwhile Hejnová won by 1.26 seconds from Muhammad, who passed her training partner and defending champion Demus on the run-in. In an event which had been won by less than 0.20 in eight of the previous 14 championships, this was a staggering margin of victory.

Spencer, a potential medallist, was disqualified for a trailing leg infringement after winning her heat in 54.10.

#### First round (First 3 & 4 fastest to semi-finals) (Aug 12)

**Heat 1:** 1, Rosolová 55.44; 2, Beesley 55.45; 3, Stambolova 55.91; 4, Satomi Kubokura JPN 56.33; 5, Axelle Dauwens BEL 56.85; 6, Hayat Lambarki MAR 58.00; 7, Georganne Moline USA 59.05; Kaliese Spencer JAM DQ (r168.7a) (54.10)

**Heat 2:** 1, Hejnová 55.25; 2, Titimets 55.50; 3, Wilson 55.75; 4, Spence 55.96; 5, Anastasiya Ott RUS 56.39; 6, Annerie Ebersohn RSA 57.90; 7, Amailya Sharoyan ARM 57.97; Joke Odumosu NGR DQ (r162.7)

**Heat 3:** 1, Shakes-Drayton 54.42; 2, Demus 54.94; 3, Antyukh 55.29; 4, Boden 55.37; 5, Tracey 55.94; 6, Phara Anacharsis FRA 56.73; 7, Sparkle McKnight TTO 58.85; Christine Merrill SRI DQ (r168.7a)

**Heat 4:** 1, Muhammad 54.90; 2, Child 55.17; 3, Davydova 55.45; 4, Yaroshchuk 55.73; 5, Jennifer Rockwell ITA 56.53; 6, Danielle Dowie JAM 57.03; 7, Ugonna Ndu NGR 57.27; 8, Noelle Montcalm CAN 57.50

#### Semi-finals (First 3 & 2 fastest to final) (Aug 13)

**Heat 1:** 1, Hejnová 53.52; 2, Muhammad 54.08; 3, Child 54.32; 4, Yaroshchuk 54.92; 5, Wilson 54.94; 6, Meghan Beesley GBR 54.97; 7, Irina Davydova RUS 55.05; 8, Christine Spence USA 58.35

**Heat 2:** 1, Shakes-Drayton 53.92; 2, Demus 54.22; 3, Titimets 54.63; 4, Denisa Rosolová CZE 55.14; 5, Ristananna Tracey JAM 55.43; 6, Natalya Antyukh RUS 55.55; 7, Lauren Boden AUS 55.75; 8, Vania Stambolova BUL 56.58

|        |                 |     |       |
|--------|-----------------|-----|-------|
| 5, [9] | Janeive Russell | JAM | 54.64 |
| 6, [3] | Eilidh Doyle    | GBR | 54.78 |
| 7, [8] | Wenda Nel       | RSA | 54.94 |
| 8, [7] | Kaliese Spencer | JAM | 55.47 |

The Moscow winner Hejnová broke a bone in her left foot in January 2014. Her recovery continued in 2015 and she timed it to perfection with three big wins in Paris, London and Stockholm. The Czech was the quickest in the preliminaries, then ran away from the field after the fourth hurdle in the final. Silver and bronze went to the USA, after Little (lane 1) crept past early leader Tate as both held off the strong-running Slott Petersen. At last, this world title had been successfully defended.

#### First round (First 4 & 4 fastest to semi-finals) (Aug 23)

**Heat 1:** 1, Spencer 55.03; 2, McKnight 55.77; 3, Malmberg 55.97; 4, Staišūnaitė 56.17; 5, Chaboudez 56.19; 6, Amalie Hammild luel NOR 56.59; 7, Xiao Xia CHN 58.12; Kemi Adekoya BRN DQ (r168.7a)

**Heat 2:** 1, Hejnová 54.55; 2, Doyle 54.74; 3, Ryzhykova 55.58; 4, Sprunger 55.71; 5, Watson 56.08; 6, Yadisleydy Pedrosa ITA 85.15; Francisca Koki KEN DQ (r40.9) (58.96)

**Heat 3:** 1, Tate 54.27; 2, Nel 54.45; 3, Beesley 54.52; 4, Troest 55.56; 5, Dauwens 55.84; 6, Rodríguez 56.30; 7, Ristananna Tracey JAM 57.60; 8, Ghofrane Mohammad SYR 58.61

**Heat 4:** 1, Slott Petersen 55.11; 2, Wells 55.65; 3, Rudakova 55.76; 4, Carter 56.22; 5, Shevon Stoddart JAM 56.60; 6, Viktoriya Tkachuk UKR 57.38; 7, Hayat Lambarki MAR 58.05

**Heat 5:** 1, Russell 55.09; 2, Rosolová 55.33; 3, Fontanive 56.40; 4, Little 56.47; 5, Joanna Linkiewicz POL 56.51; 6, Nguyen Thi Huyen VIE 57.31; 7, Amaka Ogoegbunam NGR 58.16

#### Semi-finals (First 2 & 2 fastest to final) (Aug 24)

**Heat 1:** 1, Tate 54.33; 2, Nel 54.63; 3, Doyle 54.80; 4, Anna Ryzhykova UKR 55.16; 5, Axelle Dauwens BEL 55.82; 6, Léa Sprunger SUI 55.83; 7, Vera Rudakova RUS 56.41; 8, Déborah Rodriguez URU 56.47

**Heat 2:** 1, Slott Petersen 54.34; 2, Spencer 54.45; 3, Little 54.86; 4, Denisa Rosolová CZE 55.73; 5, Sparkle McKnight TTO 56.21; 6, Petra Fontanive SUI 56.35; 7, Sage Watson CAN 56.38; 8, Eglė Staišūnaitė LTU 56.48

**Heat 3:** 1, Hejnová 54.24; 2, Russell 54.78; 3, Meghan Beesley GBR 55.41; 4, Lauren Wells AUS 56.04; 5, Stina Troest DEN 56.13; 6, Aurelie Chaboudez FRA 56.13; 7, Elise Malmberg SWE 56.58; Kori Carter USA DNF

## 400 METRES HURDLES

### Multiple Medallists:

|   |                          |     |                        |
|---|--------------------------|-----|------------------------|
| 4 | Yuliya Nosova/Pechonkina | RUS | 01-2, 03-3, 05-1, 07-2 |
|   | Lashinda Demus           | USA | 05-2, 09-2, 11-1, 13-3 |
| 3 | Deon Hemmings            | JAM | 95-3, 97-2, 99-3       |
|   | Nezha Bidouane           | MAR | 97-1, 99-2, 01-1       |
| 2 | Ellen Neumann/Fiedler    | GDR | 80-2, 83-3             |
|   | Sally Gunnell            | GBR | 91-2, 93-1             |
|   | Kim Batten               | USA | 95-1, 97-3             |
|   | Daimí Pernía             | CUB | 99-1, 01-3             |
|   | Sandra Glover            | USA | 03-2, 05-3             |
|   | Jana Pittman/Rawlinson   | AUS | 03-1, 07-1             |
|   | Melaine Walker           | JAM | 09-1, 11-2             |
|   | Zuzana Hejnová           | CZE | 13-1, 15-1             |

### Most Finals:

|   |                             |     |                              |
|---|-----------------------------|-----|------------------------------|
| 5 | Deon Hemmings               | JAM | 93-6, 95-3, 97-2, 99-3, 01-7 |
|   | Tatyana Tereshchuk/Antipova | UKR | 95-5, 97-4, 99-7, 03-5, 05-7 |

### Most Appearances:

|   |                              |     |  |
|---|------------------------------|-----|--|
| 7 | Natalya Torshina/Alimzhanova | KAZ | 93-8, 95-8, 97-5h4, 99-7s2, 01-8s1, 03-5s1, 05-6h3 |
|---|------------------------------|-----|--|

### National Placings:

|     | 1 | 2 | 3 | 4 | 5 | 6 | 7 | 8 | Points |
|-----|---|---|---|---|---|---|---|---|--------|
| USA | 2 | 7 | 5 | 3 | 5 | 2 | 2 | 2 | 142    |
| JAM | 1 | 2 | 2 | 4 | 3 | 1 | 1 | 3 | 74     |
| GER | 2 | 1 | 4 | 2 | 1 | 1 | 2 | - | 68     |
| RUS | 1 | 2 | 3 | - | - | 2 | - | 1 | 47     |
| GBR | 1 | 1 | - | 1 | 1 | 1 | 2 | 1 | 32     |
| UKR | - | - | - | 2 | 3 | 1 | 3 | - | 31     |
| URS | 2 | 1 | - | - | - | 1 | - | 1 | 27     |
| AUS | 2 | 1 | - | - | - | - | 1 | - | 25     |
| MAR | 2 | 1 | - | - | - | - | - | - | 23     |
| CZE | 2 | - | - | - | - | - | 1 | - | 18     |
| CUB | 1 | - | 1 | - | - | - | - | - | 14     |
| DEN | 1 | - | - | 1 | - | - | - | - | 13     |
| POL | - | - | 1 | 1 | - | - | - | 1 | 12     |
| BAR | - | - | - | 1 | - | 2 | - | 1 | 12     |
| ROU | - | - | - | 1 | - | 1 | 1 | 2 | 12     |

## Beijing 2015

### Final (Aug 26)

|        |                     |     |       |
|--------|---------------------|-----|-------|
| 1, [5] | Zuzana Hejnová      | CZE | 53.50 |
| 2, [2] | Shamier Little      | USA | 53.94 |
| 3, [6] | Cassandra Tate      | USA | 54.02 |
| 4, [4] | Sara Slott Petersen | DEN | 54.20 |



| Women's 400 Metres Hurdles, continued |           |           |           |           |           |           |           |           |            |
|---------------------------------------|-----------|-----------|-----------|-----------|-----------|-----------|-----------|-----------|------------|
| National Placings:                    |           |           |           |           |           |           |           |           |            |
|                                       | 1         | 2         | 3         | 4         | 5         | 6         | 7         | 8         | Points     |
| CHN                                   | -         | -         | -         | -         | 2         | -         | -         | -         | 8          |
| ESP                                   | -         | 1         | -         | -         | -         | -         | -         | -         | 7          |
| IRL                                   | -         | -         | -         | 1         | -         | -         | 1         | -         | 7          |
| SUI                                   | -         | -         | -         | -         | 1         | 1         | -         | -         | 7          |
| TTO                                   | -         | -         | 1         | -         | -         | -         | -         | -         | 6          |
| CAN                                   | -         | -         | -         | -         | -         | 1         | 1         | -         | 5          |
| FIN                                   | -         | -         | -         | -         | 1         | -         | -         | -         | 4          |
| BUL                                   | -         | -         | -         | -         | -         | 1         | -         | -         | 3          |
| NOR                                   | -         | -         | -         | -         | -         | 1         | -         | -         | 3          |
| SWE                                   | -         | -         | -         | -         | -         | 1         | -         | -         | 3          |
| RSA                                   | -         | -         | -         | -         | -         | -         | 1         | 1         | 3          |
| KAZ                                   | -         | -         | -         | -         | -         | -         | -         | 2         | 2          |
| <b>Totals</b>                         | <b>17</b> | <b>17</b> | <b>17</b> | <b>17</b> | <b>17</b> | <b>17</b> | <b>16</b> | <b>15</b> | <b>608</b> |

## High Jump Helsinki 1983

### Final (Aug 9)

|                    |     |      |
|--------------------|-----|------|
| 1, Tamara Bykova   | URS | 2.01 |
| 2, Ulrike Meyfarth | FRG | 1.99 |
| 3, Louise Ritter   | USA | 1.95 |
| 4, Colleen Sommer  | USA | 1.95 |
| 5, Kerstin Brandt  | GDR | 1.92 |
| 6, Debbie Brill    | CAN | 1.88 |
| 7, Susanne Helm    | GDR | 1.88 |
| 8, Olga Juha       | HUN | 1.88 |

9, Vanessa Browne AUS 1.88; =10, Andrea Bienias GDR & Silvia Costa CUB 1.84; =12, Maryse Ewanjé-Epée FRA, Katalin Sterk HUN & Minna Vehmästo FIN 1.84; 15, Chris Soetewey BEL 1.84; 16, Yang Wenqin CHN 1.84; 17, Larisa Kositsyna URS 1.80; 18, Zheng Dazhen CHN 1.80

| Series   | 1.75        | 1.80        | 1.84 | 1.88 | 1.92 | 1.95 | 1.97 | 1.99 |
|----------|-------------|-------------|------|------|------|------|------|------|
| Bykova   | <u>2.01</u> | <u>2.03</u> | o    | o    | o    | o    | o    | xo   |
| Meyfarth | -           | o           | o    | o    | o    | xo   | xo   | o    |
| Ritter   | -           | o           | o    | o    | xo   | xo   | xxx  |      |
| Sommer   | -           | o           | o    | o    | xo   | xxo  | xxx  |      |
| Brandt   | -           | o           | xo   | xxo  | xo   | xxx  |      |      |
| Brill    | -           | o           | o    | o    | xxx  |      |      |      |
| Helm     | -           | o           | o    | xo   | xxx  |      |      |      |
| Juha     | o           | o           | xo   | xo   | xxx  |      |      |      |

Bykova and Meyfarth staged a compelling battle for the gold medal. The former (half Russian, half Greek) had a perfect record of first-time clearances at every height up to and including 1.97. Meyfarth – the world record holder – was the only other athlete to go that high, but had recorded one failure at both 1.95 and 1.97. Meanwhile the bronze medal had been won by Ritter, who cleared 1.95 on her second attempt to beat her compatriot Sommer on countback.

At 1.99, Bykova faltered for the first time with a clumsy failure. Meyfarth saw her chance and went over first time to take the lead. Bykova made it on her second try and the bar went up to 2.01.

The Soviet jumper went over first time again and regained the lead, as Meyfarth failed. The West German passed and took her remaining two tries, unsuccessfully, at 2.03. Bykova, now confirmed as the winner, also had three unsuccessful attempts at this world record height.

### Qualifying round (1.90 or top 12 to final) (Aug 7)

**Group A qualifiers:** Brandt, Bykova, Sommer & Helm 1.90; Soetewey, Vehmästo, Sterk & Zheng 1.87

**Non-qualifiers:** Sara Simeoni ITA, Gillian Evans GBR, Gaby Meier SUI & Brigitte Reid CAN 1.84; Thordis Gisladóttir ISL, Megumi Sato & Christine Stanton AUS 1.80; Iona Smith AIA 1.50

**Group B qualifiers:** Meyfarth, Ritter, Bienias & Brill 1.90; Juha, Kositsyna, Ewanjé-Epée, Browne, Costa & Yang 1.87

**Non-qualifiers:** Niculina Vasile ROU 1.84; Emese Bela HUN, Susanne Lorentzon SWE & Lidija Lapajne YUG 1.80; Hisayo Fukumitsu JPN 1.75; Kawther Akremi TUN & Klodeta Gjini ALB 1.70

## Rome 1987

### Final (Aug 30)

|                       |     |                    |
|-----------------------|-----|--------------------|
| 1, Stefka Kostadinova | BUL | 2.09 <sup>WR</sup> |
| 2, Tamara Bykova      | URS | 2.04               |

|  |     |      |
|--|-----|------|
| 3, Susanne Beyer   | GDR | 1.99 |
| 4, Silvia Costa  | CUB | 1.96 |
| 5, Larisa Kositsyna  | URS | 1.96 |
| 6, Heike Redetzky  | FRG | 1.96 |
| 7, Svetlana Isaeva   | BUL | 1.93 |
| =8, Lyudmila Avdyeyenko  | URS | 1.93 |
| Louise Ritter  | USA | 1.93 |
| 10, Madely Beaugendre FRA 1.93; 11, Coleen Sommer USA 1.93; 12, Lyudmila Andonova BUL 1.85 |     |      |

| Series      | 1.85        | 1.90        | 1.93 | 1.96 | 1.99 | 2.02 | 2.04 | 2.06 |
|-------------|-------------|-------------|------|------|------|------|------|------|
| Kostadinova | <u>2.08</u> | <u>2.09</u> | -    | o    | o    | o    | xxo  | xo   |
| Bykova      | o           | o           | o    | o    | o    | o    | o    | xx   |
| Beyer       | o           | o           | o    | o    | xo   | xxx  |      |      |
| Costa       | o           | o           | o    | o    | xx   | x    |      |      |
| Kositsyna   | o           | o           | xxo  | o    | xxx  |      |      |      |
| Redetzky    | o           | o           | o    | xo   | xxx  |      |      |      |
| Isaeva      | o           | o           | o    | xxx  |      |      |      |      |
| Avdyeyenko  | xo          | o           | o    | xxx  |      |      |      |      |
| Ritter      | o           | xo          | o    | xxx  |      |      |      |      |

Like in Helsinki four years earlier, Tamara Bykova was involved in a terrific contest for the gold medal. This time her opponent was Stefka Kostadinova, the world record holder at 2.08. These two dominated the final in which they were the first two to jump.

At 1.99 the medallists were clear. Bykova and Kostadinova continued their record of first-time clearances. The only other woman to make 1.99 was Beyer, on her second attempt. She went out at 2.02. The leading two each succeeded first time. It was the first time two women had cleared that high in the same meeting.

At 2.04, Bykova went clear again but Kostadinova failed twice. She made it, easily, on her third try. The next height, 2.06, saw Bykova fail for the first time. The Bulgarian followed with a miss. Bykova failed a second time, before Kostadinova produced a successful clearance to take the lead.

The Soviet jumper now needed to go higher with her last try to win. Amid the excitement of Ben Johnson's sprint win, she went for 2.08 and failed. The triumphant Kostadinova then had the bar raised to 2.09 which she cleared on her second try. Just 10 minutes after the infamous 9.83 100m, Rome had seen its second world record.

### Qualifying round (1.93 or top 12 to final) (Aug 29)

**Group A qualifiers:** Sommer, Costa, Kostadinova, Beaugendre, Avdyeyenko & Redetzky 1.91

**Non-qualifiers:** Amra Temim YUG, Ni Xiuling CHN, Alina Astafei ROU & Kim Hee-Sun KOR 1.88; Alessandra Bonfiglioli ITA 1.85; Sigrid Kirchmann AUT NH

**Group B qualifiers:** Ritter, Beyer, Bykova, Kositsyna, Andonova & Isaeva 1.91

**Non-qualifiers:** Megumi Sato JPN & Christine Stanton AUS 1.88; Phyllis Bluntson USA & Hanne Haugland NOR 1.85; Orlane dos Santos BRA & Thordis Gisladóttir ISL 1.80

## Tokyo 1991

### Final (Aug 31)

|                       |     |      |
|-----------------------|-----|------|
| 1, Heike Henkel       | GER | 2.05 |
| 2, Yelena Yelesina    | URS | 1.98 |
| 3, Inga Babakova      | URS | 1.96 |
| 4, Beata Holub        | POL | 1.96 |
| 5, Birgit Kähler      | GER | 1.93 |
| 6, Stefka Kostadinova | BUL | 1.93 |
| 7, Tamara Bykova      | URS | 1.93 |
| 8, Judit Kovács       | HUN | 1.90 |

9, Sárka Nováková TCH 1.90; 10, Vanessa Ward AUS 1.90; 11, Alison Inverarity AUS 1.87; 12, Heike Balck GER 1.84

| Series      | 1.84        | 1.87        | 1.90 | 1.93 | 1.96 | 1.98 | 2.00 | 2.02 |
|-------------|-------------|-------------|------|------|------|------|------|------|
| Henkel      | <u>2.05</u> | <u>2.07</u> | -    | o    | -    | o    | o    | o    |
| Yelesina    | o           | xxx         | -    | o    | o    | xo   | xx   | x    |
| Babakova    | o           | o           | o    | o    | o    | xxx  |      |      |
| Holub       | o           | o           | xo   | xxo  | xo   | xxx  |      |      |
| Kähler      | o           | o           | o    | o    | xxx  |      |      |      |
| Kostadinova | o           | xo          | o    | o    | xxx  |      |      |      |
| Bykova      | o           | o           | xo   | xxo  | xxx  |      |      |      |
| Kovács      | o           | o           | o    | xxx  |      |      |      |      |

Henkel, who as Heike Redetzky had finished sixth in Rome, was unquestionably the world's best high jumper and proved this in Tokyo with a crushing victory.

The German, who wore a tee-shirt with the message "to the top without doping", between jumps, had effectively won the gold with her first-time clearance at 1.98. The only other woman in at that height was Yelena. She failed twice before going out with one last try at 2.02.

Henkel then had a massive clearance at 2.02 before setting a personal best of 2.05. It was only at 2.07 that the German failed for the first time.

#### Qualifying round (1.92 or top 12 to final) (Aug 29)

**Group A qualifiers:** Inverarity 1.90; Yelena, Bykova, Nováková & Balck 1.88

**Non-qualifiers:** Svetlana Leseva BUL 1.86; Donata Jancewicz POL, Yolanda Henry USA Megumi Sato JPN & Tisha Waller 1.83; Lucienne N'da CIV, Venelina Veneva BUL & Thordis Gísladóttir ISL 1.79; Leslie Estwick CAN 1.75

**Group B qualifiers:** Babakova, Kostadinova, Henke, Kähler & Holub 1.90; Ward & Kovács 1.88

**Non-qualifiers:** Orlane dos Santos BRA, Debbi Marti GBR & Sue Rembao USA 1.86 Tania Murray NZL & Jana Brenkusová TCH 1.79; Sigrid Kirchmann AUT 1.75; Margarida Moreno AND 1.70; Vermilita Phillip SKN NH

## Stuttgart 1993

### Final (Aug 21)

|     |  |     |      |
|-----|--|-----|------|
| 1,  | Ioamnet Quintero   | CUB | 1.99 |
| 2,  | Silvia Costa   | CUB | 1.97 |
| 3,  | Sigrid Kirchmann   | AUT | 1.97 |
| =4, | Alina Astafei  | ROU | 1.94 |
|     | Yelena Rodina  | RUS | 1.94 |
| 6,  | Antonella Bevilacqua   | ITA | 1.94 |
| 7,  | Tanya Hughes   | USA | 1.91 |
| 8,  | Valentina Gotovska   | LAT | 1.91 |
| =9, | Hanne Haugland NOR & Katarzyna Majchrzak POL 1.88; =11, Britta Bilač SLO, Yelena Topchina RUS & Svetlana Zalevskaya KAZ 1.88; Heike Henkel GER DNS |     |      |

| Series     | 1.80 | 1.85 | 1.88 | 1.91 | 1.94 | 1.97 | 1.99 | 2.01 |
|------------|------|------|------|------|------|------|------|------|
| Quintero   | -    | o    | -    | o    | o    | xxo  | xo   | -    |
| Costa      | -    | o    | -    | o    | o    | o    | xx   | x    |
| Kirchmann  | -    | o    | o    | o    | o    | xo   | xx   | x    |
| Rodina     | -    | o    | o    | o    | o    | xxx  |      |      |
| Astafei    | -    | o    | -    | o    | o    | xxx  |      |      |
| Bevilacqua | o    | o    | o    | o    | xxo  | xxx  |      |      |
| Hughes     | o    | o    | o    | o    | xxx  |      |      |      |
| Gotovska   | o    | xxo  | xo   | o    | xxx  |      |      |      |

It was a major surprise that Kostadinova, Henkel and Astafei did not win one medal between them. The Bulgarian narrowly failed to qualify for the final, the German did but withdrew injured, and the Romanian simply did not click when it mattered most.

One of those who did rise to the occasion was Olympic fifth-placer Kirchmann, who set an Austrian record of 1.97 on her second attempt to guarantee a medal. Quintero went over on her third attempt at that height, but it was her teammate, Costa, who was in the gold medal position. She had first-time successes at 1.91, 1.94 and, easily, 1.97. Three other women went out at this height.

The three leaders all failed once at 1.99. On the second round of tries Quintero made it cleanly. Both Kirchmann and Costa failed again before passing and trying in vain for 2.01.

Quintero ended the competition with two good tries at 2.05.

#### Qualifying round (1.93 or top 12 to final) (Aug 19)

**Group A qualifiers:** Haugland, Rodina & Costa 1.93; Bilač & Kirchmann 1.90

**Non-qualifiers:** Stefka Kostadinova BUL & Tatyana Shevchik BLR 1.90; Heike Balck GER, Sue Rembao USA & Andrea Baumert GER 1.87; Thordis Gísladóttir ISL, Sabrina De Leeuw BEL, Krisztina Solti HUN & Niki Bakoyianni GRE 1.84; Jo Jennings GBR & Charmaine Weavers RSA & Šárka Nováková TCH 1.80; Sharon Foley IRL 1.75; Inna Gliznutsa MDA NH

**Group B qualifiers:** Astafei, Quintero, Topchina, Zalevskaya, Bevilacqua, Gotovska & Hughes 1.93; Henkel & Majchrzak 1.90

**Non-qualifiers:** Nelė Žilinskienė LTU 1.90; Orlane dos Santos BRA, Connie Teaberry USA & Olga Bolshova MDA 1.87; Judit Kovács HUN & Lucienne N'da CIV 1.84; Desislava Aleksandrova BUL 1.80; Megumi Sato JPN & Orla Venter NAM 1.75; Debbie Marti GBR DNS

## Gothenburg 1995

### Final (Aug 13)

|     |   |     |      |
|-----|---|-----|------|
| 1,  | Stefka Kostadinova  | BUL | 2.01 |
| 2,  | Alina Astafei   | GER | 1.99 |
| 3,  | Inga Babakova   | UKR | 1.99 |
| 4,  | Tatyana Motkova   | RUS | 1.96 |
| 5,  | Tatyana Shevchik  | BLR | 1.96 |
| 6,  | Hanne Haugland  | NOR | 1.96 |
| 7,  | Svetlana Leseva   | BUL | 1.93 |
| =8, | Amy Acuff   | USA | 1.93 |
|     | Nelė Žilinskienė  | LTU | 1.93 |
| 10, | Yelena Topchina RUS 1.93; 11, Viktoriya Fyodorova RUS 1.90; 12, Tatyana Khramova BLR 1.85 |     |      |

| Series      | 1.80 | 1.85 | 1.90 | 1.93 | 1.96 | 1.99 | 2.01 | 2.03 |
|-------------|------|------|------|------|------|------|------|------|
| Kostadinova | -    | o    | o    | o    | o    | o    | xo   | xxx  |
| Astafei     | -    | o    | xo   | o    | o    | o    | xxx  |      |
| Babakova    | -    | o    | o    | o    | o    | xo   | xxx  |      |
| Motkova     | -    | o    | o    | o    | o    | xxx  |      |      |
| Shevchik    | -    | o    | xxo  | o    | o    | xxx  |      |      |
| Haugland    | -    | o    | xo   | o    | xo   | xxx  |      |      |
| Leseva      | o    | xo   | o    | o    | xxx  |      |      |      |
| Acuff       | o    | o    | xxo  | xo   | xxx  |      |      |      |
| Žilinskienė | o    | xxo  | o    | xo   | xxx  |      |      |      |

Neither Kostadinova nor her husband and coach Nikolay Petrov had been expecting such a quick comeback for the world record holder following the birth of their son in January 1995. She began her season on July 20, leaping 1.94, and made a late decision to compete in Gothenburg.

A season's best of 1.95 in the qualifying round justified that decision. In the final, Kostadinova's great experience showed as she coped best with the difficult wind conditions and frequent interruptions by running events and medal ceremonies on the final day of the championships. She had no failures up to and including 1.99, which she cleared easily. This record put her in the lead from Astafei, whose only failure came at 1.90. The other woman in at 2.01 was Babakova. All three failed their first tries at that height; Kostadinova made it easily on her second. The title was hers again after eight years as the other two failed.

#### Qualifying round (1.95 or top 12 to final) (Aug 11)

**Group A qualifiers:** Babakova & Fyodorova 1.95; Acuff, Shevchik, Leseva & Topchina 1.93

**Non-qualifiers:** Venelina Veneva BUL & Heike Henkel GER 1.93; Kajsa Bergqvist SWE, Monica Iagăr ROU & Alica Javad SVK 1.90; Silvia Costa CUB, Alison Inverarity AUS, Natalja Jonckheere BEL, Svetlana Munkova UZB & Kaisa Gustafsson FIN 1.85; Heike Balck GER & Irène Tiéndrèbéogo BUR 1.80

**Group B qualifiers:** Motkova, Kostadinova, Astafei, Haugland & Žilinskienė LTU 1.95; Khramova 1.93

**Non-qualifiers:** Sieglinde Cadusch SUI & Svetlana Zalevskaya KAZ 1.93; Tisha Waller USA, Ioamnet Quintero CUB, Najuma Fletcher GUY & Pia Zinck DEN 1.90; Zuzana Kováčiková CZE & Olga Bolshova MDA 1.85; Connie Teaberry USA 1.80 & Monika Gollner AUT 1.80; Lea Haggett GBR 1.75; Desire du Plessis RSA DNS

## Athens 1997

### Final (Aug 10)

|      |  |     |      |
|------|--|-----|------|
| 1,   | Hanne Haugland   | NOR | 1.99 |
| =2,  | Inga Babakova  | UKR | 1.96 |
|      | Olga Kaliturina  | RUS | 1.96 |
| 4,   | Yuliya Lyakhova  | RUS | 1.96 |
| =5,  | Kajsa Bergqvist  | SWE | 1.93 |
|      | Tatyana Motkova  | RUS | 1.93 |
| =7,  | Antonella Bevilacqua   | ITA | 1.93 |
|      | Britta Bilač   | SLO | 1.93 |
|      | Alina Astafei  | GER | 1.93 |
| =10, | Heike Balck GER & Hestrie Storbeck RSA 1.90; 12, Pia Zinck DEN 1.90; 13, Monica Iagăr ROU 1.85 |     |      |

| Series     | 1.85 | 1.90 | 1.93 | 1.96 | 1.99 |
|------------|------|------|------|------|------|
| Haugland   | o    | o    | o    | o    | xxxx |
| Babakova   | o    | o    | o    | o    | xxxx |
| Kaliturina | o    | o    | o    | o    | xxxx |
| Lyakhova   | o    | o    | xxo  | xxo  | xxx  |
| Bergqvist  | o    | xo   | xo   | xxx  |      |
| Motkova    | o    | xo   | xo   | xxx  |      |
| Bevilacqua | o    | o    | xxo  | xxx  |      |
| Bilač      | o    | o    | xxo  | xxx  |      |
| Astafei    | o    | o    | xxo  | xxx  |      |

Four women remained in the competition as the bar was raised to 1.99. Haugland, Babakova and Kaliturina had all compiled faultless records at 1.85, 1.90, 1.93 and 1.96 to share the lead, while Lyakhova – who had made third time clearances at 1.93 and 1.96 – was in fourth place. As nobody cleared 1.99 a three-way jump-off for the gold medal was declared. The bar remained at 1.99 and Haugland, jumping first, cleared. Kaliturina and Babakova needed to do likewise to keep their hopes alive, but both failed and the title passed to the Norwegian whose father was an international long jumper and grandfather placed fourth in the triple jump at the 1946 European Championships. Injury prevented Kostadinova from defending her title.

#### Qualifying Round (1.94 or top 12 to final) (Aug 8)

**Group A qualifiers:** Bergqvist, Haugland, Storbeck, Astafei, Babakova, Kaliturina, Motkova & Zinck 1.94

**Non-qualifiers:** Niki Bakoyianni GRE & Solange Witteveen ARG 1.92; Angie Bradburn-Spangler USA 1.89; Tatyana Khramova BLR 1.85; Oksana Mayboroda KGZ NH

**Group B qualifiers:** Lyakhova, Balck, Bilač, Iagăr & Bevilacqua 1.94

**Non-qualifiers:** Amy Acuff USA 1.92; Çigdem Arslan TUR & Debbie Marti GBR 1.89; Zuzana Kováčiková CZE 1.85; Inna Gliznuta MDA, Erin Aldrich USA & Daniela Rath GER 1.80; Irène Tiendrébéogo BUR NH

### Seville 1999

#### Final (Aug 29)

|     |                     |     |      |
|-----|---------------------|-----|------|
| 1,  | Inga Babakova       | UKR | 1.99 |
| 2,  | Yelena Yelesina     | RUS | 1.99 |
| 3,  | Svetlana Lapina     | RUS | 1.99 |
| =4, | Tisha Waller        | USA | 1.96 |
|     | Kajsa Bergqvist     | SWE | 1.96 |
|     | Zuzana Hlavoňová    | CZE | 1.96 |
| 7,  | Viktoriya Styopina  | UKR | 1.96 |
| 8,  | Svetlana Zalevskaya | KAZ | 1.93 |

9, Amy Acuff USA 1.93; =10, Hanne Haugland NOR & Monica Dinescu ROU 1.93; 12, Yelena Gulyayeva RUS 1.93; Amewu Mensah GER NH

| Series     | 1.85 | 1.90 | 1.93 | 1.96 | 1.99 | 2.01 |
|------------|------|------|------|------|------|------|
| Babakova   | o    | o    | o    | o    | o    | xxx  |
| Yelesina   | o    | o    | o    | o    | xo   | xxx  |
| Lapina     | o    | o    | xxo  | xxo  | xxo  | xxx  |
| Waller     | o    | o    | o    | o    | xxx  |      |
| Bergqvist  | o    | o    | o    | o    | xxx  |      |
| Hlavoňová  | o    | o    | o    | o    | xxx  |      |
| Styopina   | o    | o    | xxo  | o    | xxx  |      |
| Zalevskaya | o    | o    | o    | xxx  |      |      |

There was a major shock before the final even got underway as Cloete, who had ended her European tour with victories at 2.00 in Paris, 1.97 in Stockholm and a world leading 2.04 in Monaco, failed three times at 1.92 and was eliminated. In the final there were a dozen women clear at 1.93 and seven made 1.96. The early casualties included defending champion Haugland and the possible favourite, European Champion Dinescu, who was handicapped by a left hamstring strain. Lapina was only seventh after clearing 1.96 at the final attempt (as also 1.93) but at 1.99 another last-gasp success at what was a personal best clinched a bronze medal for her. Babakova cleared at the first, Yelesina at the second and that decided the final outcome as no one made 2.01.

It was fourth time lucky for Babakova (32), an ethnic Lithuanian born in Turkmenistan but representing the Ukraine, having placed third in 1991 and 1995 and equal second in 1997. She had been in training for only six months following the birth of her second child and had not expected such a result. Yelesina was competing in her first World Championships since her silver medal in 1991.

#### Qualifying round (1.94 or top 12 to final) (Aug 27)

**Group A qualifiers:** Babakova, Waller, Gulyayeva & Bergqvist 1.92

**Non-qualifiers:** Hestrie Cloete RSA, Venelina Veneva BUL, Irina Mikhalchenko UKR, Karol Jenkins USA, Nelė Žilinskienė LTU, Olga Bolshova MDA, Irène Tiendrébéogo BUR & Kärt Siilats EST 1.89; Linda Horvath AUT, Yoko Ota JPN & Niki Bakoyianni GRE 1.85; Tatyana Yefimenko KGZ & Nicole Forrester CAN 1.80

**Group B qualifiers:** Haugland, Styopina, Hlavoňová, Yelesina, Mensah, Lapina, Acuff, Dinescu & Zalevskaya 1.92

**Non-qualifiers:** Marta Mendia ESP & Miki Imai JPN 1.89; Lucie Finez FRA, Nevena Lendjel CRO, Tatyana Shevchik BLR, Solange Witteveen ARG, Ina Gliznuta MDA 1.85

### Edmonton 2001

#### Final (Aug 12)

|     |                 |     |      |
|-----|-----------------|-----|------|
| 1,  | Hestrie Cloete  | RSA | 2.00 |
| 2,  | Inga Babakova   | UKR | 2.00 |
| 3,  | Kajsa Bergqvist | SWE | 1.97 |
| 4,  | Venelina Veneva | BUL | 1.97 |
| 5,  | Vita Palamar    | UKR | 1.94 |
| 6,  | Blanka Vlašić   | CRO | 1.94 |
| =7, | Dóra Györfly    | HUN | 1.90 |
|     | Monica Iagăr    | ROU | 1.90 |

9, Oana Pantelimon ROU 1.90; =10, Amy Acuff USA & Yelena Gulyayeva RUS 1.90; 12, Antonietta Di Martino ITA 1.85

| Series    | 1.85 | 1.90 | 1.94 | 1.97 | 2.00 | 2.02 |
|-----------|------|------|------|------|------|------|
| Cloete    | o    | o    | o    | o    | xo   | xxx  |
| Babakova  | o    | xo   | o    | xo   | xo   | x    |
| Bergqvist | o    | o    | o    | o    | xxx  |      |
| Veneva    | xo   | o    | xxo  | xo   | xxx  |      |
| Palamar   | o    | xo   | o    | xxx  |      |      |
| Vlašić    | xxo  | xo   | o    | xxx  |      |      |
| Györfly   | o    | o    | xxx  |      |      |      |
| Iagăr     | o    | o    | xxx  |      |      |      |

Of the four women who cleared 1.97, Cloete and Bergqvist had perfect records. At 2.00, Bergqvist (and Veneva) went out. Defending champion Babakova and Cloete failed once, then in the second round the Ukrainian cleared. Cloete also succeeded, meaning that Babakova would need to go higher in order to retain her title. In fact both failed at 2.02, so Cloete became the first South African woman to win any World Championship medal. "South Africa saved the best until last" said Cloete, reflecting on a day when her country also collected an unexpected silver (later promoted to gold) in the men's 4x100m relay.

#### Qualifying round (1.93 or top 12 to final) (Aug 10)

**Group A qualifiers:** Cloete, Palamar, Veneva, Gulyayeva, Iagăr & Bergqvist 1.91

**Non-qualifiers:** Nelė Žilinskienė LTU 1.88; Miki Imai JPN 1.85; Liga Klavina LAT 1.80; Erin Aldrich USA NH

**Group B qualifiers:** Acuff; Babakova; Martino & Pantelimon 1.91; Györfly & Vlašić 1.88

**Non-qualifiers:** Susan Jones GBR, Yelena Yelesina RUS, Wanita May CAN, Yekaterina Aleksandrova RUS & Juana Rosario DOM 1.88; Svetlana Zalevskaya KAZ & Marta Mendia ESP 1.85

### Paris 2003

#### Final (Aug 31)

|    |                        |     |      |
|----|------------------------|-----|------|
| 1, | Hestrie Cloete         | RSA | 2.06 |
| 2, | Marina Kuptsova        | RUS | 2.00 |
| 3, | Kajsa Bergqvist        | SWE | 2.00 |
| 4, | Venelina Veneva        | BUL | 1.98 |
| 5, | Vita Palamar           | UKR | 1.95 |
| 6, | Anna Chicherova        | RUS | 1.95 |
| 7, | Blanka Vlašić          | CRO | 1.95 |
| 8, | Juana Rosario Arrendal | DOM | 1.95 |

=9, Amy Acuff USA & Viktoriya Styopina UKR 1.90; =11, Ruth Beitía ESP & Olga Kaliturina RUS 1.90

| Series     | 1.85 | 1.90 | 1.95 | 1.98 | 2.00 | 2.02 | 2.04 | 2.06 |
|------------|------|------|------|------|------|------|------|------|
| Cloete     | o    | o    | o    | o    | o    | o    | o    | o    |
|            | xxx  |      |      |      |      |      |      |      |
| Kuptsova   | o    | o    | xo   | o    | o    | x    | x    | x    |
| Bergqvist  | o    | o    | o    | xxo  | xo   | x    | xx   |      |
| Veneva     | o    | o    | o    | xo   | xxx  |      |      |      |
| Palamar    | o    | o    | o    | xxx  |      |      |      |      |
| Chicherova | o    | xo   | o    | xxx  |      |      |      |      |
| Vlašić     | -    | o    | xo   | xxx  |      |      |      |      |
| Arrendal   | o    | xo   | xo   | xxx  |      |      |      |      |

Cloete retained her title in commanding fashion, for she did not register one failure at all heights up to and including a Commonwealth and African record of 2.06. Eight women attempted 1.98 and four of these were successful: Kuptsova, Cloete, Veneva and Bergqvist in that order. At 2.00, the Bulgarian was eliminated, so for the first time at a World Championships all three medallists would clear 2.00 or better. At 2.02 both the Swede and the Russian failed on their first attempts. Cloete sailed clear without touching the bar and then could relax while her



opponents both passed up to 2.04. Each failed once, but Cloete was instantly successful once again. Bergqvist tried 2.04 again and failed, while Kuptsova tried 2.06. Even if she had cleared she would have needed to go higher for victory, because once again Cloete went over. The South African went on to attempt 2.10.

#### Qualifying round (1.93 or top 12 to final) (Aug 29)

**Group A qualifiers:** Cloete, Palamar, Styopina, Acuff, Arrendal, Kuptsova & Veneva 1.93

**Non-qualifiers:** Marta Mendía ESP 1.91; Gaëlle Niaré FRA & Anne Gerd Eieland NOR 1.85; Iva Straková CZE 1.80; Miki Imai JPN NH

**Group B qualifiers:** Bergqvist, Beitia & Vlašić 1.93; Kaliturina & Chicherova 1.91

**Non-qualifiers:** Oana Pantelimon ROU, Inga Babakova UKR & Daniela Rath GER 1.88; Antonella Bevilacqua ITA & Solange Witteveen ARG 1.85; Romary Rifka MEX & Marina Korzhova KAZ 1.80

## Helsinki 2005

### Final (Aug 8)

|     |                     |     |      |
|-----|---------------------|-----|------|
| 1,  | Kajsa Bergqvist     | SWE | 2.02 |
| 2,  | Chaunte Howard      | USA | 2.00 |
| 3,  | Emma Green          | SWE | 1.96 |
| 4,  | Anna Chicherova     | RUS | 1.96 |
| 5,  | Vita Palamar        | UKR | 1.93 |
| 6,  | Tia Hellebaut       | BEL | 1.93 |
| 7,  | Viktoriya Styopina  | UKR | 1.93 |
| 8,  | Amy Acuff           | USA | 1.89 |
| 9,  | Dóra Györfy         | HUN | 1.89 |
| 10, | Venelina Veneva     | BUL | 1.85 |
| 11, | Iva Straková        | CZE | 1.85 |
| 12, | Irina Mikhailchenko | UKR | 1.85 |

| Series     | 1.80 | 1.85 | 1.89 | 1.93 | 1.96 | 1.98 | 2.00 | 2.02 |
|------------|------|------|------|------|------|------|------|------|
| Bergqvist  | -    | o    | o    | o    | o    | o    | xo   | o    |
|            | xxx  |      |      |      |      |      |      |      |
| Howard     | o    | o    | o    | o    | xo   | xo   | xxo  | xxx  |
| Green      | o    | o    | o    | xo   | xo   | xxx  |      |      |
| Chicherova | o    | o    | o    | o    | xxo  | xxx  |      |      |
| Palamar    | -    | o    | o    | o    | xxx  |      |      |      |
| Hellebaut  | o    | o    | xxo  | o    | xxx  |      |      |      |
| Styopina   | o    | o    | o    | xxo  | xxx  |      |      |      |
| Acuff      | o    | xo   | o    | xxx  |      |      |      |      |

During the outdoor season there had been seven jumps of 2.00 or better, with Bergqvist owning four of them. A favourite both of the crowd and the pundits, Bergqvist took the lead with a first-time clearance at 1.96. Howard, twice over 2.00 two weeks earlier, was no surprise as the second jumper over 1.96, but Sweden's Green, improving her lifetime best, was a revelation. At 1.98 Bergqvist and Howard repeated their first and second-time clearances, which became second and third-time successes at 2.00. The Swede then poured herself over 2.02 to make certain of the gold medal, before three speculative attempts at 2.10. Her win capped a remarkable comeback after having ruptured an Achilles tendon in July 2004.

#### Qualifying round (1.93 or top to final) (Aug 6)

**Group A qualifiers:** Chicherova, Howard & Mikhailchenko 1.93; Green, Straková & Styopina 1.91

**Non-qualifiers:** Corinne Müller SUI 1.91; Marta Mendía ESP & Melanie Skotnik FRA 1.88; Inna Gliznuta MDA, Katerina Ibarguen COL & Monica Iagăr ROU 1.84; Hanna Mikkonen FIN 1.80; Tatyana Yefimenko KGZ NH

**Group B qualifiers:** Palamar & Hellebaut 1.93; Bergqvist, Györfy, Veneva & Acuff 1.91

**Non-qualifiers:** Oana Pantelimon ROU 1.91; Erin Aldrich USA, Tatyana Kivimiyagi RUS, Ruth Beitia ESP & Blanka Vlašić CRO 1.88; Lavern Spencer LCA, Romary Rifka MEX & Zheng Xingyuan CHN 1.84; Juana Arrendel DOM 1.80

## Osaka 2007

### Final (Sep 2)

|     |                       |     |      |
|-----|-----------------------|-----|------|
| 1,  | Blanka Vlašić         | CRO | 2.05 |
| =2, | Antonietta Di Martino | ITA | 2.03 |
|     | Anna Chicherova       | RUS | 2.03 |
| 4,  | Yelena Slesarenko     | RUS | 2.00 |
| 5,  | Yekaterina Savchenko  | RUS | 2.00 |
| 6,  | Ruth Beitia           | ESP | 1.97 |

|     |                 |     |      |
|-----|-----------------|-----|------|
| =7, | Kajsa Bergqvist | SWE | 1.94 |
|     | Melanie Skotnik | FRA | 1.94 |
|     | Vita Palamar    | UKR | 1.94 |
|     | Marina Aitova   | KAZ | 1.94 |
|     | Emma Green      | SWE | 1.94 |

12, Amy Acuff USA 1.94; 13, Miruna Mataoanu ROU 1.90; 14, Tia Hellebaut BEL 1.90; =15, Barbora Laláková CZE 1.90; Lavern Spencer LCA 1.90

| Series     | 1.85 | 1.90 | 1.94 | 1.97 | 2.00 | 2.03 | 2.05 | 2.10 |
|------------|------|------|------|------|------|------|------|------|
| Vlašić     | o    | o    | o    | o    | xo   | o    | xxo  | xxx  |
| Di Martino | xo   | o    | o    | o    | o    | xo   | xxx  |      |
| Chicherova | o    | o    | o    | o    | xo   | xo   | xxx  |      |
| Slesarenko | o    | o    | o    | o    | xo   | xxx  |      |      |
| Savchenko  | o    | o    | xo   | o    | xxx  | xxx  |      |      |
| Beitia     | o    | o    | o    | xo   | xxx  |      |      |      |
| Bergqvist  | o    | o    | o    | xxx  |      |      |      |      |
| Skotnik    | o    | o    | o    | xxx  |      |      |      |      |
| Palamar    | o    | o    | o    | xxx  |      |      |      |      |
| Aitova     | o    | o    | o    | xxx  |      |      |      |      |
| Green      | o    | o    | o    | xxx  |      |      |      |      |

A record 16 attained made the automatic qualifying height of 1.94, which led to a long final. Rather than being detrimental to the quality of the event, this appeared to enhance it. All athletes cleared at least 1.90, and a record five jumpers made 2.00, with three over 2.03 for the first time in one competition. Both defending champion Bergqvist and European Champion Hellebaut performed below expectations, but three of the top five equalled or set personal bests. The 1.69 tall Di Martino not only outjumped Olympic Champion Slesarenko for a share of the silver but with her 2.03 set a world women's "differential" high jump best of 34cm above her height.

With the bar at 2.05, Vlašić was in gold medal position, having been faultless to that height, while Chicherova and Di Martino had identical records. The Russian and Italian could not clear 2.05 and so shared the silver medal, while the 1.93 tall Croatian went over 2.05 at her final attempt.

#### Qualifying round (1.94 or top 12 to final) (Aug 31)

**Group A qualifiers:** Bergqvist, Palamar, Vlašić, Slesarenko, Aitova, Acuff, Mataoanu, Hellebaut, Laláková & Spencer 1.94

**Non-qualifiers:** Romana Dubnová CZE 1.91; Dóra Györfy HUN, Marta Mendía ESP & Inna Gliznuta MDA 1.88; Miyuki Aoyama JPN 1.84

**Group B qualifiers:** Chicherova, Beitia, Green, Di Martino, Savchenko, Skotnik 1.94

**Non-qualifiers:** Iva Straková CZE, Romary Rifka MEX, Anna Ustinova KAZ, Ebba Jungmark SWE, Erin Aldrich USA & Adonia Steryiou GRE 1.88; Juana Arrendel DOM, Nicole Forrester CAN & Oana Pantelimon ROU 1.84

## Berlin 2009

### Final (Aug 20)

|     |                       |     |      |
|-----|-----------------------|-----|------|
| 1,  | Blanka Vlašić         | CRO | 2.04 |
| 2,  | Anna Chicherova       | RUS | 2.02 |
| 3,  | Ariane Friedrich      | GER | 2.02 |
| 4,  | Antonietta Di Martino | ITA | 1.99 |
| 5,  | Ruth Beitia           | ESP | 1.99 |
| 6,  | Svetlana Shkolina     | RUS | 1.96 |
| =7, | Emma Green            | SWE | 1.96 |
|     | Chaunte Howard        | USA | 1.96 |

9, Melanie Melfort FRA 1.92; 10, Yelena Slesarenko RUS 1.92; 11, Meike Krüger GER 1.87; 12, Amy Acuff USA 1.87

| Series     | 1.87 | 1.92 | 1.96 | 1.99 | 2.02 | 2.04 | 2.06 | 2.10 |
|------------|------|------|------|------|------|------|------|------|
| Vlašić     | o    | o    | o    | o    | xo   | xo   | -    | xxx  |
| Chicherova | o    | o    | xo   | o    | o    | xxx  |      |      |
| Friedrich  | -    | o    | -    | o    | xxo  | xx   | x    |      |
| Di Martino | o    | o    | xo   | xo   | xxx  |      |      |      |
| Beitia     | o    | o    | o    | xxo  | xxx  |      |      |      |
| Shkolina   | o    | o    | o    | xxx  |      |      |      |      |
| Green      | o    | o    | xo   | xxx  |      |      |      |      |
| Howard     | o    | o    | xo   | xxx  |      |      |      |      |

Anticipation was high for a great clash after Friedrich had jumped 2.06 in the Golden League meeting in the Olympic Stadium in June to defeat reigning champion Vlašić.

In World Championship final two months later, the medals were sorted out at 2.02. Chicherova, who had cleared 1.99 easily, then made

2.02 with her first jump, though she caught the bar with her thigh on the way down. Vlašić went on at her second attempt, which left Friedrich in third place. Concentrating on her final jump, she lifted her index finger to her mouth gesturing for less noise, and 50,000 people – who had just seen Usain Bolt break the world 200m record – went completely silent. The eerie moment of athletics magic was shattered by the roar as Friedrich cleared to cement bronze medal position ahead of Di Martino and Beitia.

Vlašić won by being the only one succeed at 2.04, though Friedrich narrowly failed (“only by the breadth of a hair”) at 2.06 (after two misses at 2.04). Chicherova won her second consecutive silver medal, her fourth successive placing in the top six. After the championships Vlašić improved to 2.08, and second place on the all-time list.

#### Qualifying round (1.95 or top 12 to final) (Aug 18)

**Group A qualifiers:** Vlašić, Beitia & Howard 1.95; Kröger, Melfort, Shkolina & Aitova 1.92

**Non-qualifiers:** Anna Iljuštšenko EST, Sharon Day USA, Iva Straková CZE, Svetlana Radzivil UZB, Lavern Spencer LCA, Noengrothai Chaipetch THA 1.89; Katerina Iburgüen COL & Deirdre Ryan IRL 1.85; Romary Rifka MEX 1.80; Vita Palamar UKR DQ (r40.9) (1.89)

**Group B qualifiers:** Friedrich, Green, Di Martino, Chicherova, Acuff & Slesarenko 1.95

**Non-qualifiers:** Adonia Steryiou GRE, Venelina VenevaBUL & Kamila Stepaniuk POL 1.92; Petrina Price AUS, Hanna Grobler FIN & Nadiya Dusanova UZB 1.89 Doreen Amata NGR, Stine Kufas NOR & Yekaterina Yevseyeva KAZ 1.85; Biu Thi Nhung VIE NH

## Daegu 2011

### Final (Sep 3)

|     |                       |     |      |
|-----|-----------------------|-----|------|
| 1,  | Anna Chicherova       | RUS | 2.03 |
| 2,  | Blanka Vlašić         | CRO | 2.03 |
| 3,  | Antonietta Di Martino | ITA | 2.00 |
| 4,  | Yelena Slesarenko     | RUS | 1.97 |
| 5,  | Svetlana Shkolina     | RUS | 1.97 |
| =6, | Zheng Xingjuan        | CHN | 1.93 |
|     | Deirdre Ryan          | IRL | 1.93 |
| =8, | Doreen Amata          | NGR | 1.93 |
|     | Svetlana Radzivil     | UZB | 1.93 |

10, Brigetta Barrett USA 1.93; 11, Emma Green Tregaro SWE 1.89; 12, Anna Iljuštšenko EST 1.89

| Series     | 1.89 | 1.93 | 1.97 | 2.00 | 2.03 | 2.05 |
|------------|------|------|------|------|------|------|
| Chicherova | o    | o    | o    | o    | o    | xxx  |
| Vlašić     | o    | o    | o    | xo   | xo   | xxx  |
| Di Martino | o    | o    | o    | xxo  | xxx  |      |
| Slesarenko | o    | xo   | o    | xxx  |      |      |
| Shkolina   | o    | o    | xxo  | xxx  |      |      |
| Zheng      | xo   | o    | xxx  |      |      |      |
| Ryan       | xo   | o    | xxx  |      |      |      |
| Amata      | xo   | xo   | xxx  |      |      |      |
| Radzivil   | xo   | xo   | xxx  |      |      |      |

Double World Champion Vlašić had reached 2.00 just once prior to Daegu, and an injury to her left leg had caused her to consider dropping out. The favourite was therefore Chicherova, who had returned from maternity to set a Russian record of 2.07. These two principals, along with Di Martino, were perfect up to and including 1.97.

At 2.00 Slesarenko and Shkolina failed, while Chicherova cleared first time, Vlašić second time, and Di Martino on her third. This meant that the medallists would be the same as in 2007. At 2.03, Vlašić was again over with her second jump, lightly brushing the bar, while Chicherova cleared around 2.06 at her first attempt at 2.03. Neither was able to go higher so the gold went to Russia. The Croatian noted “I think I did good under the circumstances.”

#### Qualifying round (1.95 or top 12 to final) (Sep 1)

**Group A qualifiers:** Chicherova, Shkolina, Green Tregaro, Ryan & Iljuštšenko 1.95

**Non-qualifiers:** Lavern Spencer LCA, Mélanie Melfort FRA, Ruth Beitia ESP & Vita Stypina UKR 1.92; Venelina Veneva-Mateeva BUL 1.89; Tonje Angelsen NOR & Raffaella Lamera ITA 1.85; Inika McPherson USA 1.80; Han Da-Rye KOR 1.75; Marielys Rojas VEN DQ (r40.9) (1.85)

**Group B qualifiers:** Vlašić, Di Martino, Barrett, Amata, Zheng, Slesarenko & Radzivil 1.95

**Non-qualifiers:** Esthera Petre ROU & Ebba Jungmark SWE 1.92

Marina Aitova KAZ & Oksana Okuneva UKR 1.89; Wanida Boonwan THA & Danielle Frenkel ISR 1.85; Marija Vuković MNE 1.80

## Moscow 2013

### Final (Aug 17)

|     |                    |     |      |
|-----|--------------------|-----|------|
| 1,  | Svetlana Shkolina  | RUS | 2.03 |
| 2,  | Brigetta Barrett   | USA | 2.00 |
| =3, | Anna Chicherova    | RUS | 1.97 |
|     | Ruth Beitia        | ESP | 1.97 |
| 5,  | Emma Green Tregaro | SWE | 1.97 |
| 6,  | Justyna Kasprzycka | POL | 1.97 |
| =7, | Kamila Stepaniuk   | POL | 1.93 |
|     | Alessia Trost      | ITA | 1.93 |

=9, Irina Gordeyeva RUS & Zheng Xingjuan CHN 1.93; 11, Lavern Spencer LCA 1.89; 12, Airiné Palšytė LTU 1.89; Marie-Laurence Jungfleisch GER NH

| Series        | 1.89 | 1.93 | 1.97 | 2.00 | 2.03 | 2.05        |
|---------------|------|------|------|------|------|-------------|
| Shkolina      | o    | xo   | o    | o    | o    | xx, retired |
| Barrett       | o    | o    | o    | o    | xxx  |             |
| Beitia        | o    | o    | o    | xxx  |      |             |
| Chicherova    | o    | o    | o    | xxx  |      |             |
| Green Tregaro | o    | xo   | xo   | xxx  |      |             |
| Kasprzycka    | o    | o    | xxo  | xxx  |      |             |
| Stepaniuk     | o    | o    | xxx  |      |      |             |
| Trost         | o    | o    | xxx  |      |      |             |

The top four athletes from the London Olympics filled the same positions in Moscow, but not in the same order. Up to 1.97, Barrett, Beitia and Chicherova held the lead, but at 2.00 this changed with first Barrett and then Shkolina making first-time clearances. None of the other jumpers could clear 2.00, though Chicherova was very near with her last attempt. The gold medal was settled two jumps later when Shkolina cleared 2.03 – her personal best – at her first attempt. In succeeding the deeply disappointed Chicherova as World Champion, Shkolina became just the second Russian to win gold since Tamara Bykova took the inaugural title in 1983.

#### Qualifying round (1.95 or top 12 to final) (Aug 15)

**Group A qualifiers:** Gordeyeva, Green Tregaro, Chicherova, Trost, Zheng, Kasprzycka, Spencer & Jungfleisch 1.92

**Non-qualifiers:** Nadezhda Dusanova UZB, Oksana Okuneva UKR & Inika McPherson USA 1.88; Marina Aitova KAZ 1.83; Miyuki Fukumoto JPN 1.78

**Group B qualifiers:** Beitia, Shkolina, Palšytė, Barrett & Stepaniuk 1.92

**Non-qualifiers:** Ma'ayan Shahaf ISR, Anna Iljuštšenko EST, Ana Šimić CRO 1.88, Burcu Ayhan TUR, Adonia Steryiou GRE, Yelena Slesarenko RUS, Barbara Szabó HUN Jeannelle Scheper LCA & Mirela Demireva BUL 1.83

## Beijing 2015

### Final (Aug 29)

|    |                            |     |      |
|----|----------------------------|-----|------|
| 1, | Mariya Kuchina             | RUS | 2.01 |
| 2, | Blanka Vlašić              | CRO | 2.01 |
| 3, | Anna Chicherova            | RUS | 2.01 |
| 4, | Kamila Lićwinko            | POL | 1.99 |
| 5, | Ruth Beitia                | ESP | 1.99 |
| 6, | Marie-Laurence Jungfleisch | GER | 1.99 |
| 7, | Jeannelle Scheper          | LCA | 1.92 |
| 8, | Eleanor Patterson          | AUS | 1.92 |

=9, Svetlana Radzivil UZB, Ana Šimić CRO & Mirela Demireva BUL 1.88; =12, Doreen Amata NGR & Lavern Spencer LCA 1.88

| Series      | 1.88 | 1.92 | 1.95 | 1.97 | 1.99 | 2.01 | 2.03 |
|-------------|------|------|------|------|------|------|------|
| Kuchina     | o    | o    | o    | o    | o    | o    | xxx  |
| Vlašić      | o    | xo   | o    | o    | o    | o    | xxx  |
| Chicherova  | o    | -    | o    | xo   | o    | xo   | xxx  |
| Lićwinko    | o    | o    | o    | o    | o    | xxx  |      |
| Beitia      | o    | o    | xo   | o    | o    | xxx  |      |
| Jungfleisch | o    | o    | o    | x    | xo   | xxx  |      |
| Scheper     | o    | o    | xxx  |      |      |      |      |
| Patterson   | xo   | o    | xxx  |      |      |      |      |

For the first time in World Championship history, six jumpers cleared 1.99. As the contenders began their next round of jumps at 2.01, the lead was held by Lićwinko, Kuchina and then the oft injured Vlašić.

The Croatian was the first to clear, followed by Kuchina, and then, with her second jump, Chicherova. Now Kuchina was ahead on countback. Vlašić and Chicherova, who between them had won three of the four previous titles, were in second and third. The Croat was particularly proud of her result, having made a very late decision to compete in Beijing because of a severe problem with her right Achilles tendon.

None of the others were able to clear 2.01, and when the top three failed at 2.03, Kuchina had won. The 22 year-old had cleared 2.01 indoors in 2014, but her jump here was an outdoor personal best. This was the only event in Beijing 2015 where Russian women won medals.

#### Qualifying round (1.94 or top 12 to final (Aug 27))

**Group A qualifiers:** Chicherova, Vlašić, Jungfleisch, Amata & Spencer 1.92

**Non-qualifiers:** Morgan Lake GBR, Airinė Palšytė LTU, Erika Kinsey SWE & Lissa Labiche SEY 1.89; Iryna Herashchenko UKR & Eleriin Haas EST 1.85; Zheng Xingjuan CHN & Venelina Veneva-Mateeva BUL 1.80; Valentina Liashenko GEO & Chaunté Lowe USA NH

**Group B qualifiers:** Beitia, Kuchina, Šimić, Patterson, Ličwinko, Scheper, Demireva & Radzivil 1.92;

**Non-qualifiers:** Sofie Skoog SWE, Oksana Okuneva UKR, Oldřiška Marešová CZE & Isobel Pooley GBR 1.89; Priscilla Frederick ANT & Yuliya Levchenko UKR 1.85; Barbara Szabó HUN 1.80

#### HIGH JUMP

##### Multiple Medallists:

|   |                       |         |                                |
|---|-----------------------|---------|--------------------------------|
| 5 | Inga Babakova         | URS/UKR | 91-3, 95-3, 97-2=, 99-1, 01-2  |
|   | Anna Chicherova       | RUS     | 07-2=, 09-2, 11-1, 13-3=, 15-3 |
| 4 | Blanka Vlašić         | CRO     | 07-1, 09-1, 11-2, 15-2         |
| 3 | Kajsa Bergqvist       | SWE     | 01-3, 03-3, 05-1               |
| 2 | Tamara Bykova         | URS     | 83-1, 87-2                     |
|   | Stefka Kostadinova    | BUL     | 87-1, 95-1                     |
|   | Yelena Yelesina       | URS/RUS | 91-2, 99-2                     |
|   | Hestrie Cloete        | RSA     | 01-1, 03-1                     |
|   | Antonietta Di Martino | ITA     | 07-2=, 11-3                    |

##### Most Finals:

|   |            |     |  |
|---|------------|-----|--|
| 7 | Amy Acuff  | USA | 95-8=, 99-9, 01-10=, 03-9=, 05-8, 07-12, 09-12 |
|   | Chicherova |     | 03-6, 05-4, 07-2=, 09-2, 11-1, 13-3=, 15-3     |

##### Most Appearances:

|   |                         |     |   |
|---|-------------------------|-----|---|
| 9 | Venelina Veneva/Mateeva | BUL | 91-22=Q, 95-14Q, 99-14=Q, 01-4, 03-4, 05-10, 09-15Q, 11-21Q, 15-28Q |
|---|-------------------------|-----|---|

##### National Placings:

|               | 1         | 2            | 3            | 4            | 5            | 6            | 7            | 8           | Points     |
|---------------|-----------|--------------|--------------|--------------|--------------|--------------|--------------|-------------|------------|
| RUS           | 3         | 3+2=         | 2+1=         | 5+1=         | 2+1=         | 2            | -            | -           | 122.5      |
| GER           | 1         | 2            | 2            | -            | 2            | 2            | 1+1=         | -           | 51         |
| UKR           | 1         | 1+1=         | 1            | -            | 3            | -            | 2+1=         | -           | 44.1       |
| SWE           | 1         | -            | 3            | 1=           | 1+1=         | -            | 3=           | -           | 40.2       |
| CRO           | 2         | 2            | -            | -            | -            | 1            | 1            | -           | 35         |
| URS           | 1         | 2            | 1            | -            | 1            | -            | 1            | 1=          | 34.5       |
| USA           | -         | 2            | 1            | 1+1=         | -            | -            | 1+1=         | 1+2=        | 34.5       |
| BUL           | 2         | -            | -            | 2            | -            | 1            | 2            | -           | 33         |
| ITA           | -         | 1=           | 1            | 1            | -            | 1            | 2=           | -           | 23         |
| CUB           | 1         | 1            | -            | 1            | -            | -            | -            | -           | 20         |
| ESP           | -         | -            | 1=           | -            | 2            | 1            | -            | -           | 16.5       |
| RSA           | 2         | -            | -            | -            | -            | -            | -            | -           | 16         |
| POL           | -         | -            | -            | 2            | -            | 1            | 1=           | -           | 14.5       |
| NOR           | 1         | -            | -            | -            | -            | 1            | -            | -           | 11         |
| AUT           | -         | -            | 1            | -            | -            | -            | -            | -           | 6          |
| ROU           | -         | -            | -            | 1=           | -            | -            | 1=           | -           | 6          |
| CZE           | -         | -            | -            | 1=           | -            | -            | -            | -           | 4          |
| BLR           | -         | -            | -            | -            | 1            | -            | -            | -           | 4          |
| HUN           | -         | -            | -            | -            | -            | -            | 1=           | 2           | 3.5        |
| BEL           | -         | -            | -            | -            | -            | 1            | -            | -           | 3          |
| CAN           | -         | -            | -            | -            | -            | 1            | -            | -           | 3          |
| CHN           | -         | -            | -            | -            | -            | 1=           | -            | -           | 2.5        |
| IRL           | -         | -            | -            | -            | -            | 1=           | -            | -           | 2.5        |
| LCA           | -         | -            | -            | -            | -            | -            | 1            | -           | 2          |
| KAZ           | -         | -            | -            | -            | -            | -            | 1=           | 1           | 1.6        |
| SLO           | -         | -            | -            | -            | -            | -            | 1=           | -           | 1          |
| AUS           | -         | -            | -            | -            | -            | -            | -            | 1           | 1          |
| DOM           | -         | -            | -            | -            | -            | -            | -            | 1           | 1          |
| LAT           | -         | -            | -            | -            | -            | -            | -            | 1           | 1          |
| FRA           | -         | -            | -            | -            | -            | -            | 1=           | -           | 0.6        |
| LTU           | -         | -            | -            | -            | -            | -            | -            | 1=          | 0.5        |
| NGR           | -         | -            | -            | -            | -            | -            | -            | 1=          | 0.5        |
| UZB           | -         | -            | -            | -            | -            | -            | -            | 1=          | 0.5        |
| <b>Totals</b> | <b>15</b> | <b>13+4=</b> | <b>12+2=</b> | <b>12+5=</b> | <b>12+2=</b> | <b>12+2=</b> | <b>9+14=</b> | <b>7+6=</b> | <b>540</b> |

## Pole Vault

## Seville 1999

### Final (Aug 21)

|      |                      |                     |                  |
|------|----------------------|---------------------|------------------|
| 1,   | Stacy Dragila        | USA                 | 4.60=WR          |
| 2,   | Anzhela Balakhonova  | UKR                 | 4.55             |
| 3,   | Tatiana Grigorieva   | AUS                 | 4.45             |
| 4,   | Zsuzsanna Szabó      | HUN                 | 4.40             |
| 5,   | Nicole Humbert       | GER                 | 4.40             |
| =6,  | Pavla Hamáčková      | CZE                 | 4.40             |
|      | Daniela Bártová      | CZE                 | 4.40             |
| 8,   | Yelena Belyakova     | RUS                 | 4.35             |
| 9,   | Kellie Suttle        | USA                 | 4.35;            |
| 10,  | Elmarie Gerrits      | RSA                 | 4.25;            |
| 11,  | Alejandra García     | ARG                 | 4.25;            |
| 12,  | Vala Flosadóttir     | ISL                 | 4.25;            |
| 13,  | Thórey Elísadóttir   | ISL                 | 4.15;            |
| =14, | Emma George          | AUS,                | Yvonne Buschbaum |
|      | GER & Dana Cervantes | ESP                 | 4.15;            |
|      | Nastja Ryshich       | GER & Melissa Price | USA NH           |

| Series      | 4.00 | 4.15 | 4.25 | 4.35 | 4.40 | 4.45 | 4.50 | 4.55 |
|-------------|------|------|------|------|------|------|------|------|
|             | 4.60 | 4.65 |      |      |      |      |      |      |
| Dragila     | -    | o    | xo   | o    | xo   | xo   | xxo  | xo   |
| Balakhonova | xo   | -    | o    | o    | -    | o    | o    | o    |
| Grigorieva  | -    | o    | -    | o    | -    | o    | xxx  |      |
| Szabó       | -    | -    | o    | o    | o    | xx   | x    |      |
| Humbert     | -    | o    | o    | xo   | o    | xxx  |      |      |
| Hamáčková   | xo   | o    | o    | xo   | xo   | -    | xxx  |      |
| Bartová     | xo   | o    | o    | xo   | xo   | -    | xxx  |      |
| Belyakova   | xo   | -    | o    | o    | xxx  |      |      |      |

New standards for this popular and fast developing event were set as, despite a no-height by World Indoor Champion Ryshich, and a disappointing display by world record holder George (only just back from injury), seven women cleared 4.40 or higher. Balakhonova led for most of the contest with five first-time clearances to 4.55 (matching her European record) before failing for the first time – and so narrowly – at a world record equalling 4.60.

In contrast, Dragila needed 13 jumps before she attempted 4.60 but the American feels she reaches her peak after a dozen or so vaults and she went clear at her second try at 4.60 to become joint world record holder and – as she had indoors two years earlier – the inaugural world champion. Bronze medallist Grigorieva, the Russian turned Australian, took only three jumps before bowing out at 4.50.

## Edmonton 2001

### Final (Aug 6)

|     |                    |     |       |
|-----|--------------------|-----|-------|
| 1,  | Stacy Dragila      | USA | 4.75  |
| 2,  | Svetlana Feofanova | RUS | 4.75  |
| 3,  | Monika Pyrek       | POL | 4.55  |
| 4,  | Tatiana Grigorieva | AUS | 4.55  |
| 5,  | Gao Shuying        | CHN | 4.50  |
| 6,  | Thórey Elísadóttir | ISL | 4.45  |
| 7,  | Yvonne Buschbaum   | GER | 4.45  |
| 8,  | Pavla Hamáčková    | CZE | 4.45  |
| 9,  | Janine Whitlock    | GBR | 4.35; |
| 10, | Carolyn Hingst     | GER | 4.25; |
| 11, | Doris Auer         | AUT | 4.25; |
| 12, | Mary Sauer         | USA | 4.25  |

| Series      | 4.10 | 4.25 | 4.35 | 4.45 | 4.50 | 4.55 | 4.60 | 4.65 |
|-------------|------|------|------|------|------|------|------|------|
|             | 4.70 | 4.75 | 4.82 |      |      |      |      |      |
| Dragila     | -    | -    | o    | o    | -    | o    | o    | xo   |
| Feofanova   | -    | -    | o    | o    | -    | o    | o    | xxo  |
| Pyrek       | -    | o    | o    | xo   | xo   | o    | xxx  |      |
| Grigorieva  | o    | o    | xo   | xxo  | -    | xo   | xxx  |      |
| Gao         | o    | o    | o    | o    | o    | xxx  |      |      |
| Elísadóttir | xo   | xo   | xo   | o    | xxx  |      |      |      |
| Buschbaum   | -    | xxo  | o    | xo   | xxx  |      |      |      |
| Hamáčková   | o    | o    | o    | xxo  | xxx  |      |      |      |

It was the greatest women's pole vault contest ever, despite equipment failures, officiating errors, interruptions due to medal ceremonies and unhelpful weather conditions with the sun in the face of the vaulters.

Eight women were left in to attempt 4.50, but initially the bar had been set accidentally to 4.55. When it came to 4.55, the mechanism setting the depth of the crossbar had failed, meaning that the left side of



the bar was progressively placed one centimetre too far each time it was returned. Once these problems were noticed, all failures which they may have caused were annulled and further attempts were allowed if necessary.

Four were in at 4.60, and three of those (Dragila, Feofanova and Pyrek) cleared first time. Grigorieva made it on her second attempt, so when she and Pyrek went out at 4.60, she wound up fourth. Defending champion Dragila and Feofanova made 4.60 first time, and it was not until 4.65 that either failed. The American then went ahead by clearing on her second attempt while the Russian needed three goes. At 4.70 and 4.75 their perfect vaulting continued, with first-time successes for both. The bar then went up to the world record height of 4.82. A world record would have earned a \$100,000 bonus, but after four hours of competition in the hot sunshine, it was not to be. Neither woman came particularly close. "Had the wind been more favourable, both of us could have broken the world record," said Feofanova after she and Dragila had taken a shared lap of honour.

#### Qualifying Round (4.40 or top 12 to final) (Aug 4)

**Group A qualifiers:** Feofanova, Pyrek, Sauer, Hingst & Whitlock 4.35

**Non-qualifiers:** Anzhela Balakhonova UKR, Monique De Wilt NED, Tanya Koleva BUL, Jenni Dryburgh NZL, Stephanie McCann CAN & Alejandra García ARG 4.25 Vala Flosadóttir ISL 4.15; Deborah Gyurcsek URU & Tracy O'Hara USA NH

**Group B qualifiers:** Dragila, Gao, Grigorieva, Buschbaum, Hamáčková, Elisdóttir & Auer 4.35

**Non-qualifiers:** Annika Becker GER, Marie B Rasmussen DEN & Krisztina Molnár HUN 4.25; Hanna-Mia Persson SWE 4.15; Mar Sánchez ESP 4.00; Alicia Warlick USA NH

### Paris 2003

#### Final (Aug 25)

|     |   |     |      |
|-----|---|-----|------|
| 1,  | Svetlana Feofanova  | RUS | 4.75 |
| 2,  | Annika Becker   | GER | 4.70 |
| 3,  | Yelena Isinbaeva  | RUS | 4.65 |
| =4, | Stacy Dragila   | USA | 4.55 |
|     | Monika Pyrek  | POL | 4.55 |
| 6,  | Yvonne Buschbaum  | GER | 4.50 |
| 7,  | Anna Rogowska   | POL | 4.45 |
| 8,  | Yelena Belyakova  | RUS | 4.45 |
| 9,  | Gao Shuying CHN 4.35; 10, Mary Sauer USA 4.35; Thórey Elisdóttir ISL & Marie Poissonnier FRA NH |     |      |

| Series    | <u>4.10</u> | <u>4.25</u> | <u>4.35</u> | <u>4.45</u> | <u>4.50</u> | <u>4.55</u> | <u>4.60</u> | <u>4.65</u> |
|-----------|-------------|-------------|-------------|-------------|-------------|-------------|-------------|-------------|
|           | <u>4.70</u> | <u>4.75</u> | <u>4.80</u> |             |             |             |             |             |
| Feofanova | -           | -           | o           | o           | -           | o           | o           | o           |
|           | xo          | o           | -           | -           | -           | -           | -           | -           |
| Becker    | -           | -           | o           | -           | xo          | -           | o           | -           |
|           | xo          | xx          | x           | -           | -           | -           | -           | -           |
| Isinbaeva | -           | -           | o           | o           | -           | o           | xo          | o           |
|           | xx          | x           | -           | -           | -           | -           | -           | -           |
| Dragila   | -           | o           | o           | o           | o           | xxo         | -           | -           |
| Pyrek     | -           | o           | o           | o           | -           | xxo         | xxx         | -           |
| Buschbaum | -           | -           | xo          | -           | xo          | -           | xxx         | -           |
| Rogowska  | o           | o           | xo          | o           | xxx         | -           | -           | -           |
| Belyakova | -           | o           | o           | xxo         | -           | xxx         | -           | -           |

The contest did not match that of 2001 even though Dragila and Feofanova were now joined by new world record holder Isinbaeva. At 4.55 the two Russians went ahead with their first-time clearances. Dragila and Pyrek needed three attempts. The Germans Becker and Buschbaum were also still in the competition, but passed that height. All five tried 4.60 with Becker and Feofanova – the first two to vault – instantly successful. Isinbaeva made it on her second try but Dragila and Pyrek failed three times. At 4.70 Becker and Feofanova again matched one another with second-time clearances. Isinbaeva failed twice and saved her last try for 4.75. At that height Feofanova finally broke away from Becker by clearing first time. The German and Isinbaeva could go no higher so Feofanova – who had a temperature of 38° on the even of the final – moved up one place from her Edmonton silver.

#### First round (4.40 or top 12 to final) (Aug 23)

**Group A qualifiers:** Feofanova, Buschbaum & Monika Pyrek 4.40; Thórey Elisdóttir & Mary Sauer 4.35

**Non-qualifiers:** Natalya Kushsch UKR & Tania Koleva BUL 4.25; Vanessa Boslak FRA & Jillian Schwartz USA 4.15; Melina Hamilton NZL, Masumi Ono JPN & Alejandra García ARG 4.00; Carolina Maurer-Torres CHI NH

**Group B qualifiers:** Isinbaeva, Becker, Dragila & Belyakova 4.40; Gao & Poissonnier 4.35; Rogowska 4.25

**Non-qualifiers:** Naroa Agirre ESP & Carolin Hingst GER 4.25; Ánna Fitidou CYP, Becky Holliday USA & Zsuzsa Szabó HUN 4.15; Stephanie McCann CAN 4.00

### Helsinki 2005

#### Final (Aug 12)

|     |   |     |                    |
|-----|---|-----|--------------------|
| 1,  | Yelena Isinbaeva  | RUS | 5.01 <sup>WR</sup> |
| 2,  | Monika Pyrek  | POL | 4.60               |
| 3,  | Pavla Hamáčková   | CZE | 4.50               |
| 4,  | Tanya Polnova   | RUS | 4.50               |
| 5,  | Gao Shuying   | CHN | 4.50               |
| =6, | Anna Rogowska   | POL | 4.35               |
|     | Dana Ellis  | CAN | 4.35               |
| 8,  | Vanessa Boslak  | FRA | 4.35               |
| 9,  | Naroa Agirre ESP 4.35; 10, Carolin Hingst GER 4.35; 11, Jillian Schwartz USA 4.20; 12, Tatiana Grigorieva AUS 4.00; Tracy O'Hara USA NH |     |                    |

| Series    | <u>4.00</u> | <u>4.20</u> | <u>4.35</u> | <u>4.50</u> | <u>4.60</u> | <u>4.70</u> | <u>4.75</u> | <u>5.01</u> |
|-----------|-------------|-------------|-------------|-------------|-------------|-------------|-------------|-------------|
| Isinbaeva | -           | -           | -           | o           | o           | o           | -           | xo          |
| Pyrek     | -           | o           | o           | xo          | o           | xx          | x           | -           |
| Hamáčková | -           | xo          | o           | o           | xxx         | -           | -           | -           |
| Polnova   | -           | o           | o           | xxo         | xxx         | -           | -           | -           |
| Gao       | xo          | o           | xo          | xxo         | xxx         | -           | -           | -           |
| Rogowska  | -           | -           | o           | xxx         | -           | -           | -           | -           |
| Ellis     | -           | o           | o           | xxx         | -           | -           | -           | -           |
| Boslak    | -           | xo          | xo          | xxx         | -           | -           | -           | -           |

The level of Isinbaeva's domination of women's vaulting can be gauged by the fact that the biggest margin of victory in an Olympic or Worlds had been 39cm – by Frank Foss in 1920 – until the Russian's margin of 41cm in Helsinki. Her second jump of 4.60 would have been enough to win on countback, but she then cleared 4.70 before one failure at 5.01. Her second attempt left the bar untouched, as she had cleared with a margin of some 15cm! The conditions had been less than perfect, with just one other jumper (Gao) managing a seasonal best, and with only Pyrek able to jump higher than 4.50. It was Isinbaeva's 14th world record outdoors.

The final had been postponed for two days because of gale force winds.

#### Qualifying round (4.45 or top 12 to final) (Aug 7)

**Group A qualifiers:** Rogowska, Polnova, Schwartz & Hingst 4.45; Boslak, Agirre & O'Hara 4.40

**Non-qualifiers:** Janine Whitlock GBR 4.40; Kirsten Belin SWE, Thórey Edda Elisdóttir ISL, Takayo Kondo JPN, Melina Hamilton NZL & Natalya Kushch UKR 4.15; Kelsie Hendry CAN & Zhao Yingying CHN 4.00

**Group B qualifiers:** Isinbaeva, Pyrek & Gao 4.45; Ellis, Hamáčková & Grigorieva 4.40

**Non-qualifiers:** Fabiana Murer BRA & Stacy Dragila USA 4.40; Anzhela Balakhonova UKR, Krisztina Molnár HUN & Afrodití Skafída GRE 4.15; Elisabete Tavares POR & Teja Melink SLO 4.40; Ánna Fitidou CYP & Nadine Rohr SUI NH

### Osaka 2007

#### Final (Aug 28)

|     |   |     |      |
|-----|---|-----|------|
| 1,  | Yelena Isinbaeva  | RUS | 4.80 |
| 2,  | Kateřina Badurová   | CZE | 4.75 |
| 3,  | Svetlana Feofanova  | RUS | 4.75 |
| 4,  | Monika Pyrek  | POL | 4.75 |
| 5,  | Vanessa Boslak  | FRA | 4.70 |
| =6, | Fabiana Murer   | BRA | 4.65 |
|     | Yuliya Golubchikova   | RUS | 4.65 |
| 8,  | Anna Rogowska   | POL | 4.60 |
| 9,  | Tatyana Polnova RUS 4.60; 10, Jenn Stuczynski USA 4.50; 11, Kym Howe AUS 4.50; Silke Spiegelburg GER NH |     |      |

| Series       | <u>4.35</u> | <u>4.50</u> | <u>4.60</u> | <u>4.65</u> | <u>4.70</u> | <u>4.75</u> | <u>4.80</u> | <u>5.02</u> |
|--------------|-------------|-------------|-------------|-------------|-------------|-------------|-------------|-------------|
| Isinbaeva    | -           | -           | -           | o           | -           | -           | xo          | xxx         |
| Badurová     | o           | o           | o           | -           | xxo         | o           | xxx         | -           |
| Feofanova    | -           | -           | o           | -           | o           | xo          | xxx         | -           |
| Pyrek        | o           | o           | o           | xo          | xxo         | xo          | xxx         | -           |
| Boslak       | xo          | o           | x           | xo          | o           | x           | xx          | -           |
| Murer        | o           | o           | o           | xo          | xxx         | -           | -           | -           |
| Golubchikova | o           | o           | o           | xo          | xxx         | -           | -           | -           |
| Rogowska     | o           | xxo         | o           | -           | xxx         | -           | -           | -           |

While Isinbaeva had twice been over 4.90 during 2007, it had not been a vintage season for her, and she was being pressed closely by Stuczynski who cleared 4.88 before Osaka. In Japan, however, the American was nursing an ankle injury and could clear only 4.50 in the final. Isinbaeva opened at 4.65, and then passed to 4.80, at which point Bađurová with a first-time clearance at 4.75, led on countback over Feofanova and Pyrek. Isinbaeva then made 4.80 on her second attempt, and so retained her title with just three jumps. The strength of the competition was such that third to ninth achieved the best marks for those position, making it the best ever in terms of depth.

#### Qualifying round (4.55 or top 12 to final) (Aug 26)

**Group A qualifiers:** Stuczynski, Bađurová, Golubchikova, Feofanova, Murer & Rogowska 4.55

**Non-qualifiers:** Naroa Agirre ESP & Jillian Schwartz USA 4.50; Julia Hütter GER 4.45; Carolin Hingst GER, Afrodíti Skafída GRE, Minna Nikkanen FIN, Zhang Yingning CHN & Takayo Kondo JPN 4.35; Alejandra García ARG & Alana Boyd AUS 4.20

**Group B qualifiers:** Polnova, Isinbaeva, Pyrek, Howe, Boslak & Spiegelburg 4.55  
**Non-qualifiers:** Gao Shuying CHN 4.50; Niki McEwen USA, Pavla Rybová CZE, Thórey Edda Elisdóttir ISL & Roslinda Samsu MAS 4.35; Hanna-Mia Persson SWE, Kate Dennison GBR, Anna Katharina Schmid SUI 4.20; Vicky Parnov AUS Joana Costa BRA & Elisabete Tavares POR 4.05

## Berlin 2009

### Final (Aug 17)

|     |                   |     |      |
|-----|-------------------|-----|------|
| 1,  | Anna Rogowska     | POL | 4.75 |
| =2, | Monika Pyrek      | POL | 4.65 |
|     | Chelsea Johnson   | USA | 4.65 |
| 4,  | Silke Spiegelburg | GER | 4.65 |
| 5,  | Fabiana Murer     | BRA | 4.55 |
| 6,  | Kate Dennison     | GBR | 4.55 |
| =7, | Anna Battke       | GER | 4.40 |
|     | Tatyana Polnova   | RUS | 4.40 |

9, Aleksandra Kiryashova RUS 4.40; 10, Kristina Gadschiew GER 4.40; Yelena Isinbaeva RUS NH; Yuliya Golubchikova RUS DNS

| Series      | 4.25 | 4.40 | 4.55 | 4.65 | 4.75 | 4.80 |
|-------------|------|------|------|------|------|------|
| Rogowska    | o    | o    | o    | xo   | o    | xxx  |
| Pyrek       | o    | o    | o    | o    | xx   | x    |
| Johnson     | o    | o    | o    | o    | xxx  |      |
| Spiegelburg | o    | o    | xo   | xo   | xxx  |      |
| Murer       | o    | o    | o    | xxx  |      |      |
| Dennison    | o    | o    | o    | xo   | xxx  |      |
| Battke      | o    | o    | o    | xxx  |      |      |
| Polnova     | o    | o    | o    | xxx  |      |      |

Isinbaeva had won seven global titles since losing at the 2003 World Championships. In qualifying she had a huge clearance at 4.55 which appeared to be worth 5m+, but in the final her bubble burst. Despite clearing 4.70 in warm-up, she failed at her opening height of 4.75, at which point only four other jumpers were still in the competition. Pyrek and Johnson, faultless to that height, shared the lead, with Rogowska (one failure) ahead of Spiegelburg. When Rogowska cleared 4.75 first time to take the lead, Isinbaeva moved to 4.80, which, shockingly, she missed twice.

Johnson – daughter of 1972 Olympic bronze medallist Jan Johnson – shared the silver with Pyrek, who placed in the top four for the fifth time. Isinbaeva afterwards stated that her “mind was absent,” but “I do not regret I did not start at lower heights because even if I cleared 4.65 it would mean nothing.” The following week in Zürich, Isinbaeva broke her world record with 5.06.

#### Qualifying round (4.60 or top 12 to final) (Aug 15)

**Group A qualifiers:** Murer, Rogowska, Golubchikova, Dennison, Battke & Polnova 4.55

**Non-qualifiers:** Anna Giordano Bruno ITA & Nicole Büchler SUI 4.50; Joanna Piwowarska POL, Stacy Dragila USA, Mariáanna Zahariádi CYP & Sandra-Hélène Tavares POR 4.25; Télié Mathiot FRA & Romana Maláčová CZE 4.10; Gao Shuying CHN NH

**Group B qualifiers:** Spiegelburg, Isinbaeva, Johnson, Pyrek & Kiryashova 4.55; Gadschiew 4.50

**Non-qualifiers:** Jillian Schwartz USA 4.50; Kelsie Hendry CAN, Jirina Ptáčniková CZE, Li Ling CHN, Nikoléta Kiriakopoúlou GRE & Minna Nikkanen FIN 4.40; Naroa Agirre ESP 4.40; Roslinda Samsu MAS 4.25; Takayo Kondo JPN & Lim Eun-ji KOR 4.10

## Daegu 2011

### Final (Aug 30)

|    |                        |     |      |
|----|------------------------|-----|------|
| 1, | Fabiana Murer          | BRA | 4.85 |
| 2, | Martina Strutz         | GER | 4.80 |
| 3, | Svetlana Feofanova     | RUS | 4.75 |
| 4, | Jenn Suhr              | USA | 4.70 |
| 5, | Yarisley Silva         | CUB | 4.70 |
| 6, | Yelena Isinbaeva       | RUS | 4.65 |
| 7, | Jiřina Ptáčniková      | CZE | 4.65 |
| 8, | Nicoléta Kiriakopoúlou | GRE | 4.65 |

9, Silke Spiegelburg GER 4.65; =10, Kristina Gadschiew GER, Monika Pyrek POL & Anna Rogowska POL 4.55

| Series        | 4.30 | 4.45 | 4.55 | 4.65 | 4.70 | 4.75 | 4.80 | 4.85 |
|---------------|------|------|------|------|------|------|------|------|
| Murer         | 4.90 | 4.92 |      |      |      |      |      |      |
|               | -    | -    | o    | o    | -    | o    | xo   | o    |
| Strutz        | -    | xx   | o    | o    | o    | xo   | o    | x    |
| Feofanova     | -    | -    | o    | o    | -    | o    | xxx  |      |
| Suhr          | -    | -    | o    | o    | xo   | xxx  |      |      |
| Silva         | -    | o    | o    | o    | xxo  | xxx  |      |      |
| Isinbaeva     | -    | -    | -    | o    | x    | xx   |      |      |
| Ptáčniková    | o    | o    | xo   | o    | xxx  |      |      |      |
| Kiriakopoúlou | o    | -    | o    | xo   | xxx  |      |      |      |

As usual, the focus was on Isinbaeva, who returned from an hiatus in 2010 to vault 4.85 indoors then win in Stockholm at the end of July. Nine woman athletes went clear at 4.65 in the final, but four were lost at 4.70, a height which only Suhr and Strutz cleared. Feofanova and Murer cleared 4.75 first time, and Isinbaeva passed to 4.80 after a failure, while Suhr went out. Strutz took the lead with a first-time clearance at a national record 4.80, a height which Murer made second time. Both Feofanova and Isinbaeva failed at 4.80, leaving the former with the bronze and “Issy” only sixth. Murer then produced the best vault of the day, easily clearing 4.85 to equal her South American record, Strutz missed at 4.90 in an attempt to take gold from the Brazilian.

#### Qualifying round (4.60 or top 12 to final) (Aug 28)

**Group A qualifiers:** Strutz, Suhr, Spiegelburg & Feofanova 4.55; Pyrek 4.50

**Non-qualifiers:** Alana Boyd AUS & Kylie Hutson USA 4.50; Anna Katharina Schmid SUI, Anastasiya Shvedova BLR, Tina Šutej SLO & Dailis Caballero CUB 4.40; Kelsie Hendry CAN, Maria Eleonor Tavares POR & Malin Dahlström SWE 4.25; Holly Bleasdale GBR & Cathrine Larsåsen NOR NH

**Group B qualifiers:** Murer, Rogowska, Isinbaeva, Ptáčniková, Silva & Kiriakopoúlou 4.55; Gadschiew 4.50

**Non-qualifiers:** Kate Dennison GBR & Nicole Büchler SUI 4.50; Choi Yun-Hee KOR, Lacy Janson USA & Anna Giordano Bruno ITA 4.40; Caroline Bonde Holm DEN, Jillian Schwartz ISR & Li Ling CHN 4.25; Tori Pena IRL 4.10; Ana Pínero ESP NH

## Moscow 2013

### Final (Aug 13)

|     |                        |     |      |
|-----|------------------------|-----|------|
| 1,  | Yelena Isinbaeva       | RUS | 4.89 |
| 2,  | Jenn Suhr              | USA | 4.82 |
| 3,  | Yarisley Silva         | CUB | 4.82 |
| 4,  | Silke Spiegelburg      | GER | 4.75 |
| =5, | Fabiana Murer          | BRA | 4.65 |
|     | Anastasiya Savchenko   | RUS | 4.65 |
| 7,  | Angelina Zhuk-Krasnova | RUS | 4.65 |
| =8, | Lisa Ryzih             | GER | 4.55 |
|     | Jiřina Svobodová       | CZE | 4.55 |

10, Kristina Gadschiew GER 4.45; 11, Li Ling CHN 4.45; 12, Marion Lotout FRA 4.45

| Series        | 4.30 | 4.45 | 4.55 | 4.65 | 4.75 | 4.82 | 4.89 | 5.07 |
|---------------|------|------|------|------|------|------|------|------|
| Isinbaeva     | -    | -    | -    | xo   | o    | xo   | o    | xxx  |
| Suhr          | -    | -    | o    | -    | o    | xo   | xxx  |      |
| Silva         | -    | -    | o    | xxo  | xo   | xxo  | xxx  |      |
| Spiegelburg   | -    | o    | o    | o    | o    | xxx  |      |      |
| Murer         | -    | -    | o    | o    | xxx  |      |      |      |
| Savchenko     | o    | o    | o    | o    | xxx  |      |      |      |
| Zhuk-Krasnova | o    | o    | o    | xo   | xxx  |      |      |      |
| Ryzih         | -    | o    | xo   | xxx  |      |      |      |      |
| Svobodová     | -    | o    | xo   | xxx  |      |      |      |      |

In a competition enjoyed more than any other by a boisterous crowd, three women cleared more than 4.80 for the first time in a championship. Poor Spiegelburg was left empty-handed despite being clean up to and including 4.75. At 4.82, the three medallist emerged as the German was eliminated.

Both Suhr and Isinbaeva cleared on their second attempts, and Silva had the best clearance of the three with her final jump. Isinbaeva began the jumping at 4.89 with a clearance which was worth 5.00. Suhr and Silva each had good jumps, but the gold belonged to Isinbaeva – her ninth global title.

#### Qualifying round (4.60 & top 12 to final) (Aug 11)

**Group A qualifiers:** Spiegelburg, Isinbaeva, Li, Gadschiew, Lotout & Silva 4.55

**Non-qualifiers:** Becky Holliday USA & Nikolía Kiriakopoúlou GRE 4.45; Karla da Silva BRA 4.30; Kylie Hutson USA & Anna Rogowska POL NH

**Group B qualifiers:** Zhuk-Krasnova, Svobodová, Savchenko, Suhr, Ryzih & Murer 4.55

**Non-qualifiers:** Nicole Büchler SUI, Angelica Bengtsson SWE & Carolin Hingst GER 4.45; Tori Pena IRL 4.30; Stélla-Iró Ledáki GRE NH

## Beijing 2015

### Final (Aug 26)

|     |                        |     |      |
|-----|------------------------|-----|------|
| 1,  | Yarisley Silva         | CUB | 4.90 |
| 2,  | Fabiana Murer          | BRA | 4.85 |
| 3,  | Nikoléta Kiriakopoúlou | GRE | 4.80 |
| =4, | Angelica Bengtsson     | SWE | 4.70 |
|     | Sandi Morris           | USA | 4.70 |
|     | Jenn Suhr              | USA | 4.70 |
| 7,  | Holly Bradshaw         | GBR | 4.70 |
| 8,  | Martina Strutz         | GER | 4.60 |

9, Li Ling CHN 4.60; 10, Minna Nikkanen FIN 4.60; 11, Alana Boyd AUS 4.60; 12, Lisa Ryzih GER 4.60; Anzhelika Sidorova RUS & Michaela Meijer SWE NH

| Series        | 4.35 | 4.50 | 4.60 | 4.70 | 4.80 | 4.85 | 4.90 | 5.01 |
|---------------|------|------|------|------|------|------|------|------|
| Silva         | -    | o    | o    | xxo  | xo   | o    | xxo  | xxx  |
| Murer         | -    | o    | o    | o    | xo   | o    | xxx  |      |
| Kiriakopoúlou | -    | o    | xo   | xo   | o    | x    | xx   |      |
| Bengtsson     | o    | o    | o    | o    | xxx  |      |      |      |
| Morris        | o    | o    | o    | o    | xxx  |      |      |      |
| Suhr          | -    | -    | o    | o    | xxx  |      |      |      |
| Bradshaw      | o    | o    | xo   | o    | xxx  |      |      |      |
| Strutz        | o    | o    | o    | xxx  |      |      |      |      |

When the bar rose to 4.80 in the final, Murer, Suhr, Morris and Bengtsson were the only athletes without any failures. The contenders were then reduced to three with Bengtsson the closest to a clearance of those who missed 4.80. Kiriakopoúlou cleared first time, then Murer and Silva went over on their second jumps. At 4.85 Silva went clear to take the lead briefly, as Murer then went into first place with her initial jump at 4.85. Like Silva, the Brazilian hit the bar on her way down.

The blonde, pigtailed Kiriakopoúlou opted for 4.90 after missing once at 4.85. She and Murer were close at 4.90, but it was Silva, on her third attempt, who flew over, exhibiting her technical excellence. Two good attempts out of three at 5.01 then followed to finish what had been an absorbing competition. Three-time champion Isinbaeva was absent after giving birth in 2014.

#### Qualifying round (4.60 or top 12 to final) (Aug 24)

**Group A qualifiers:** Kiriakopoúlou, Murer, Strutz, Meijer, Morris & Li 4.55

**Non-qualifiers:** Naroa Agirre ESP, Silke Spiegelburg GER & Nicole Büchler SUI 4.45; Tori Pena IRL, Marion Lotout FRA 4.30 & Rosbeilys Peinado VEN 4.30; Nina Kennedy AUS & Jiřina Ptáčníková CZE NH

**Group B qualifiers:** Bradshaw, Bengtsson, Nikkanen, Ryzih, Suhr, Silva, Boyd, Sidorova 4.55

**Non-qualifiers:** Ekateríni Stefanídi GRE 4.45; Demi Payne USA & Femke Pluim NED 4.30; Malin Dahlström SWE, Ren Mengqian CHN & Angelica Moser SUI 4.15; Tina Šutej SLO NH

## POLE VAULT

### Multiple Medallists:

|   |                    |     |                        |
|---|--------------------|-----|------------------------|
| 4 | Svetlana Feofanova | RUS | 01-2, 03-1, 07-3, 11-3 |
|   | Yelena Isinbaeva   | RUS | 03-3, 05-1, 07-1, 13-1 |
| 3 | Monika Pyrek       | POL | 01-3, 05-2, 09-2=      |
| 2 | Stacy Dragila      | USA | 99-1, 01-1             |
|   | Fabiana Murer      | BRA | 11-1, 15-2             |
|   | Yarisley Silva     | CUB | 13-3, 15-1             |

## Women's Pole Vault, continued

### Most Finals:

|   |           |  |
|---|-----------|--|
| 6 | Pyrek     | 01-3, 03-4=, 05-2, 07-4, 09-2=, 11-10= |
|   | Isinbaeva | 03-3, 05-1, 07-1, 09-nh, 11-6, 13-1    |

### Most Appearances:

|   |               |     |  |
|---|---------------|-----|--|
| 6 | Pyrek         |     |  |
|   | Isinbaeva     |     |  |
|   | Anna Rogowska | POL | 03-7, 05-6=, 07-8, 09-1, 11-10=, 13-nh/Q |
|   | Fabiana Murer | BRA | 05-15Q, 07-6=, 09-5, 11-1, 13-5=, 15-2   |

### National Placings:

|               | 1        | 2           | 3        | 4           | 5           | 6           | 7           | 8           | Points     |
|---------------|----------|-------------|----------|-------------|-------------|-------------|-------------|-------------|------------|
| RUS           | 4        | 1           | 3        | 1           | 1=          | 1+1=        | 1+1=        | 2           | 76.5       |
| USA           | 2        | 1+1=        | -        | 1+3=        | -           | -           | -           | -           | 47         |
| POL           | 1        | 1+1=        | 1        | 1+1=        | -           | 1=          | 1           | 1           | 42.5       |
| GER           | -        | 2           | -        | 2           | 1           | 1           | 1+1=        | 1+1=        | 36         |
| BRA           | 1        | 1           | -        | -           | 1+1=        | 1=          | -           | -           | 25         |
| CZE           | -        | 1           | 1        | -           | -           | 2=          | 1           | 1+1=        | 21.5       |
| CUB           | 1        | -           | 1        | -           | 1           | -           | -           | -           | 18         |
| AUS           | -        | -           | 1        | 1           | -           | -           | -           | -           | 11         |
| CHN           | -        | -           | -        | -           | 2           | -           | -           | -           | 8          |
| UKR           | -        | 1           | -        | -           | -           | -           | -           | -           | 7          |
| GRE           | -        | -           | 1        | -           | -           | -           | -           | 1           | 7          |
| HUN           | -        | -           | -        | 1           | -           | -           | -           | -           | 5          |
| FRA           | -        | -           | -        | -           | 1           | -           | -           | 1           | 5          |
| GBR           | -        | -           | -        | -           | -           | 1           | 1           | -           | 5          |
| SWE           | -        | -           | -        | 1=          | -           | -           | -           | -           | 4          |
| ISL           | -        | -           | -        | -           | -           | 1           | -           | -           | 3          |
| CAN           | -        | -           | -        | -           | -           | 1=          | -           | -           | 2.5        |
| <b>Totals</b> | <b>9</b> | <b>8+2=</b> | <b>8</b> | <b>7+5=</b> | <b>6+2=</b> | <b>4+6=</b> | <b>5+2=</b> | <b>7+2=</b> | <b>324</b> |

## Long Jump

## Helsinki 1983

### Final (Aug 14)

|    |                       |     |       |       |
|----|-----------------------|-----|-------|-------|
| 1, | Heike Daute           | GDR | 7.27w | (2.2) |
| 2, | Anișoara Cușmir       | ROU | 7.15w | (3.4) |
| 3, | Carol Lewis           | USA | 7.04w | (4.3) |
| 4, | Tatyana Proskuryakova | URS | 7.02  | (1.4) |
| 5, | Beverly Kinch         | GBR | 6.93w | (4.6) |
| 6, | Zsuzsa Vanyek         | HUN | 6.81  | (1.4) |
| 7, | Eva Murková           | TCH | 6.80w | (3.3) |
| 8, | Robyn Lorraway        | AUS | 6.65  | (0.8) |

### Legal bests:

|         |      |        |
|---------|------|--------|
| Daute   | 7.02 | (1.6)  |
| Cușmir  | 7.00 | (1.2)  |
| Lewis   | 6.93 | (1.1)  |
| Kinch   | 6.90 | (1.4)  |
| Murková | 6.71 | (-2.9) |

9, Valy Ionescu ROU 6.62 (1.1); 10, Jarmila Strejcková TCH 6.56 (0.9); 11, Jennifer Inniss GUY 6.54 (1.1); 12, Helga Radtke GDR 6.44 (1.9)

| Series        | 1     | 2     | 3     | 4     | 5     | 6     |
|---------------|-------|-------|-------|-------|-------|-------|
| Daute         | 6.91w | 7.02  | 7.27w | 7.16w | 6.79  | 7.26w |
| Cușmir        | 7.00  | 6.87  | 7.15w | 7.02w | x     | 6.99  |
| Lewis         | 6.93  | 6.89  | x     | 7.04w | 6.69  | 6.73  |
| Proskuryakova | 6.83  | 6.91w | x     | 6.98  | 6.96w | 7.02  |
| Kinch         | 6.90  | 6.81  | 6.93w | 6.82  | 6.82w | 6.87  |
| Vanyek        | 6.81  | 6.54w | 6.41w | 4.88w | 6.81  | x     |
| Murkova       | x     | x     | 6.80w | x     | 6.71  | 6.72w |
| Lorraway      | 6.65  | x     | x     | x     | x     | x     |

An extraordinary standard was evident after the first six jumps of the final, by which time Beverly Kinch's new Commonwealth record of 6.90 was good enough only for fourth place. The leader on 7.00 was world record holder Cușmir, while in second place was Carol Lewis, younger sister of Carl.

In round 2, European Junior Champion Daute overtook Cușmir with her 7.02. The Romanian countered with 7.15w in the third, but the GDR jumper, only 18, immediately followed with 7.27w despite falling back.

The fourth round saw Proskuryakova move into third place on 6.92, into a headwind. Cușmir and Daute each produced 7m leaps, but



neither improved. Lewis did: 7.04w to go into third. No-one improved in the last two rounds except Proskuryakova, whose final effort of 7.02 solidified her fourth place. Daute finished in style with a windy 7.26.

#### Qualifying round (6.40 or top 12 to final) (Aug 7)

**Group A qualifiers:** Lewis 6.78 (1.6); Daute 6.65 (1.1); Lorraway 6.65 (1.6); Proskuryakova 6.63 (1.8); Ionescu 6.44 (-0.9); Strejcková 6.40 (0.5)

**Non-qualifiers:** Shonel Ferguson BAH 6.29w (5.7) & 6.24 (1.9); Lena Wallin SWE 6.19 (0.9); Esmeralda García BRA 6.15w (2.6) & 6.08 (0.3); Heidi Benserud NOR 5.92 (1.2); Jacinta Bartholemew GRN 5.77w (2.4) & 5.72 (0.9); Marie-Ange Wirtz SEY 5.20 (1.6); Kim Moh CAM 4.90w (2.1) & 4.83 (1.6); Sabine Everts FRG, Arja Jussila FIN & Nicole Tombezogo CAF NM; Jackie Joyner USA DNS

**Group B qualifiers:** Cuşmir 6.76w (2.4); Vanyek 6.60 (0.7); Murková 6.57 (0.3); Radtke 6.53 (1.9); Inniss 6.45 (1.2); Kinch 6.43 (0.4)

**Non-qualifiers:** Gwen Loud USA 6.37 (1.3); Madeline de Jesús PUR 6.12w (2.9) & 6.10 (0.7); Halcyon McKnight JAM 6.03 (0.8); Huang Donghuo CHN 5.90 (1.6); Rose King IVB 5.40w (2.3); Mariam Traore BUR 4.90 (1.4); Mercy Kuttan IND & Christina Sussiek FRG NM; Karen Nelson CAN, Glynis Nunn AUS & Svetlana Zorina URS DNS

## Rome 1987

### Final (Sep 4)

|     |                      |     |      |        |
|-----|----------------------|-----|------|--------|
| 1,  | Jackie Joyner-Kersee | USA | 7.36 | (0.4)  |
| 2,  | Yelena Belevskaya    | URS | 7.14 | (-0.6) |
| 3,  | Heike Drechsler      | GDR | 7.13 | (-0.7) |
| 4,  | Helga Radtke         | GDR | 7.01 | (-0.1) |
| 5,  | Galina Chistyakova   | URS | 6.99 | (0.9)  |
| 6,  | Irina Valyukevich    | URS | 6.89 | (-0.9) |
| 7,  | Jennifer Inniss      | USA | 6.80 | (-0.8) |
| 8,  | Nicole Boegman       | AUS | 6.63 | (-0.5) |
| 9,  | Lyudmila Ninova      | BUL | 6.50 | (-0.1) |
| 10, | Silviya Moneva       | BUL | 6.45 | (-0.3) |
| 11, | Sheila Echols        | USA | 6.39 | (-1.0) |
| 12, | Lene Demsitz         | DEN | 6.11 | (-0.8) |

| Series        | 1    | 2    | 3    | 4    | 5    | 6    |
|---------------|------|------|------|------|------|------|
| Joyner-Kersee | 6.91 | 7.12 | 7.36 | 6.95 | 6.95 | 6.99 |
| Belevskaya    | 6.17 | 6.81 | 6.74 | 7.14 | 6.92 | 6.98 |
| Drechsler     | 6.91 | 7.03 | 7.13 | 5.62 | -    | -    |
| Radtke        | 6.95 | 6.56 | 7.01 | x    | x    | 6.95 |
| Chistyakova   | 6.99 | 6.74 | x    | x    | 6.83 | 6.80 |
| Valyukevich   | 6.80 | 6.41 | 6.80 | 6.83 | 6.66 | 6.89 |
| Inniss        | 6.80 | 6.77 | 6.72 | x    | x    | 6.51 |
| Boegman       | x    | 6.41 | 6.63 | 6.37 | x    | 6.22 |

The clash of the two co-world record holders – Drechsler (née Daute) and Joyner-Kersee – was spoiled by an injury to Drechsler's left knee which prevented her from taking her last two jumps.

Even so, the GDR athlete would have needed to be at her best to have defeated the American, who leapt 7.36 in the third round. Joyner-Kersee, who won the heptathlon three days earlier, was initially given a red flag for her winning jump. This decision was reversed on closer inspection of the plasticine.

Drechsler, about to lose for the first time since 1985, was pushed back into third place when Belevskaya leapt 7.14 in the fourth round.

#### Qualifying round (6.58 or top 12 to final) (Sep 3)

**Group A qualifiers:** Drechsler 6.95 (0.7); Chistyakova 6.86 (0.0); Valyukevich 6.82 (0.9); Inniss 6.75 (0.0); Moneva 6.71 (0.0); Demitz 6.58 (-0.5)

**Non-qualifiers:** Ringa Ropo FIN 6.55 (-0.2); Antonella Capriotti ITA 6.31 (0.3); Wang Zhihui CHN 6.28 (0.5); Madeline de Jesús PUR 6.20 (0.5); Beatrice Utundu NGR 6.17w (2.2); Carmen Sirbu ROU 6.00 (-0.2); See Huey Chan SGP 5.49 (-0.9); Jacqueline Ross STV 5.29 (1.7); Eva Murková TCH NM

**Group B qualifiers:** Joyner-Kersee 6.86w (2.9); Echols 6.61w (2.9); Boegman 6.60 (-0.3); Ninova 6.60 (-0.4); Radtke 6.58 (0.6); Belevskaya 6.58 (-1.3)

**Non-qualifiers:** Marieta Ilcu ROU 6.50 (-0.3); Sofiya Bozhanova BUL 6.43 (0.7); Eva Karlblom SWE 6.31 (1.3); Valy Ionescu ROU 6.30 (1.8); Euphemia Huggins TTO 6.26 (0.9); Eloina Echevarria CUB 6.23 (1.2); Tracy Smith CAN 6.17 (1.1); Sigal Gonen ISR 6.03 (0.6)

## Tokyo 1991

### Final (Aug 25)

|    |                      |     |      |        |
|----|----------------------|-----|------|--------|
| 1, | Jackie Joyner-Kersee | USA | 7.32 | (0.0)  |
| 2, | Heike Drechsler      | GER | 7.29 | (-0.2) |
| 3, | Larisa Berezhnaya    | URS | 7.11 | (0.0)  |
| 4, | Yelena Sinchukova    | URS | 7.04 | (1.8)  |

|     |                        |     |      |        |
|-----|------------------------|-----|------|--------|
| 5,  | Susen Tiedtke          | GER | 6.77 | (0.9)  |
| 6,  | Marieta Ilcu           | ROU | 6.72 | (0.9)  |
| 7,  | Ljudmila Ninova        | AUT | 6.72 | (-0.5) |
| 8,  | Yelena Belevskaya      | URS | 6.69 | (-0.6) |
| 9,  | Ringa Ropo-Junnilla    | FIN | 6.63 | (0.2)  |
| 10, | Jackie Edwards         | BAH | 6.37 | (0.3)  |
| 11, | Christy Opara-Thompson | NGR | 6.28 | (-0.2) |
| 12, | Yinka Idowu            | GBR | 6.16 | (-0.4) |

| Series        | 1    | 2    | 3    | 4    | 5    | 6    |
|---------------|------|------|------|------|------|------|
| Joyner-Kersee | 7.32 | x    | -    | x    | -    | 7.11 |
| Drechsler     | 7.09 | 7.16 | 7.29 | 6.99 | 7.08 | 6.94 |
| Berezhnaya    | 7.11 | 6.92 | x    | 6.86 | 6.81 | 6.91 |
| Sinchukova    | 6.84 | 6.95 | 7.00 | 6.68 | 7.04 | 6.90 |
| Tiedtke       | 6.55 | 6.65 | 6.63 | x    | 6.77 | 6.74 |
| Ilcu          | 6.55 | x    | 6.70 | 6.70 | 6.68 | 6.72 |
| Ninova        | x    | 6.72 | 6.33 | x    | x    | x    |
| Belevskaya    | 6.49 | 6.54 | 6.68 | x    | 6.41 | 6.69 |

Just like 1987, Joyner-Kersee and Drechsler were the two favourites. Joyner-Kersee made the most of the fact that she was the first to jump in the final by leaping 7.32, her best for three years. Drechsler went into second place with 7.09 but slipped to third after Berezhnaya's 7.11. In the second round, the American fouled before Drechsler improved to 7.16. Joyner-Kersee passed her next jump, then Drechsler closed right up with 7.29.

This prompted the defending champion to take her fourth jump. It ended disastrously. Instead of planting her foot on the take-off board, she stepped on the plasticine and twisted her right foot. She landed heavily in the sand and looked to be badly injured. She thought she had broken her leg, but was able to get up and eventually jump again, producing 7.11 in the sixth round.

In the meantime, Drechsler had produced leaps of 6.99 and 7.08. With her last attempt she spanned 6.94, meaning that gold had gone once again to JJK.

#### Qualifying round (6.65 or top 12 to final) (Aug 24)

**Group A qualifiers:** Joyner-Kersee 6.91w (2.4); Berezhnaya URS 6.87 (1.9); Tiedtke 6.85w (2.2); Senchukova 6.80 (1.1); Opara-Thompson 6.68 (1.3); Ropo-Junnilla (11) 6.66w (2.8) & Edwards 6.66 (1.2)

**Non-qualifiers:** Liu Shuzhen CHN 6.57 (0.4); Yang Juan CHN 6.56 (0.6); Fiona May GBR 6.54 (1.0); Valentina Uccheddu ITA 6.48 (1.6); Iva Prandzheva BUL 6.30 (0.8); Jayne Moffitt NZL 6.29 (0.4); Tamara Malesev YUG 6.27 (0.9); Flora Hyacinth ISV 6.17w (3.2)

**Group B qualifiers:** Drechsler 6.87 (0.5); Ninova 6.79 (2.0); Ilcu 6.77 (0.9); Belevskaya 6.70 (1.0); Idowu 6.63w (2.4) & 6.59 (1.5)

**Non-qualifiers:** Helga Radtke GER 6.62w (3.2) & 6.25 (-0.3); Nicole Staines AUS 6.57w (3.6) & 6.53 (0.6); Wang Chunfang CHN 6.55; Agata Karczmarek POL 6.55 (0.0); Sheila Echols USA 6.47 (1.0); Cindy Greiner USA 6.41 (1.5); Wang Shu-Hwa TPE 6.38w (3.5); Dianne Guthrie JAM 6.37 (1.7); Solange Ostiana AHO, Ragne Kytölä FIN & Renata Nielsen DEN NM

## Stuttgart 1993

### Final (Aug 15)

|     |                    |     |      |        |
|-----|--------------------|-----|------|--------|
| 1,  | Heike Drechsler    | GER | 7.11 | (-0.3) |
| 2,  | Larisa Berezhnaya  | UKR | 6.98 | (0.4)  |
| 3,  | Renata Nielsen     | DEN | 6.76 | (0.6)  |
| 4,  | Yelena Khlopotnova | UKR | 6.75 | (0.5)  |
| 5,  | Lyudmila Galkina   | RUS | 6.74 | (0.5)  |
| 6,  | Ljudmila Ninova    | AUT | 6.73 | (0.8)  |
| 7,  | Nicole Boegman     | AUS | 6.70 | (0.2)  |
| 8,  | Agata Karczmarek   | POL | 6.57 | (0.6)  |
| 9,  | Susen Tiedtke      | GER | 6.54 | (0.6)  |
| 10, | Yelena Sinchukova  | RUS | 6.52 | (0.5)  |
| 11, | Mirela Dulgheru    | ROU | 6.48 | (0.7)  |
| 12, | Valentina Uccheddu | ITA | 6.38 | (0.3)  |

| Series      | 1    | 2    | 3    | 4    | 5    | 6    |
|-------------|------|------|------|------|------|------|
| Drechsler   | 6.79 | 7.09 | 6.83 | 7.11 | 7.10 | 7.09 |
| Berezhnaya  | 6.98 | x    | 6.94 | x    | 6.76 | -    |
| Nielsen     | 6.76 | 6.76 | x    | 6.64 | x    | 6.71 |
| Khlopotnova | 6.64 | 6.75 | x    | 6.57 | 6.55 | 6.26 |
| Galkina     | x    | x    | 6.74 | 6.45 | x    | x    |
| Ninova      | 6.55 | x    | 5.99 | 6.73 | x    | 6.62 |
| Boegman     | x    | 6.70 | 6.48 | 6.42 | 6.60 | 6.68 |
| Karczmarek  | x    | 6.57 | x    | 6.44 | x    | 6.39 |

Two-time winner Joyner-Kersee was not entered, having been persuaded to concentrate on the heptathlon. This left the way clear for Drechsler to attempt to regain her 1983 title.

The standard was lower than at the previous championships, and the German star was the only one to jump further than seven metres. This she did four times, topped by 7.11 in the third round.

**Qualifying round (6.70 or top 12 to final) (Aug 14)**

**Group A qualifiers:** Khlopotnova 6.83 (0.5); Tiedtke 6.66 (0.5); Ninova 6.61 (0.2); Dulgheru 6.56 (-0.6); Sinchukova 6.50 (0.6)

**Non-qualifiers:** Anzhela Atroshchenko BLR 6.36 (0.0); Anna Biryukova RUS 6.36 (0.1); Jackie Edwards BAH 6.33 (0.3); Yinka Idowu GBR 6.30 (0.4); Sheila Echols USA 6.30 (0.2); Antonella Capriotti ITA 6.23 (0.0); Andrea Avila ARG 6.23 (0.2); Dionne Rose JAM 6.15 (-0.3); Terri Horgan IRL 6.11 (0.5); Elma Muros PHI 5.99 (0.5); Camille Jackson USA 5.91 (0.2); Nashwa Morsy EGY 5.48 (-0.1); Sylvie Kabore BUR 5.35 (-0.3); Pastora Chavez HON 4.71 (0.7)

**Group B qualifiers:** Berezhnaya 6.87 (0.5); Drechsler 6.70 (0.3); Nielsen 6.61 (-0.1); Galkina 6.60 (0.2); Boegman 6.59 (-0.1); Karczmarek 6.48 (0.0)

**Non-qualifiers:** Valentina Uccheddu ITA 6.48 (0.0); Helga Radtke GER 6.44 (0.3); Fiona May GBR 6.42 (0.1); Marieta Ilcu ROU 6.40 (-0.4); Joanne Wise GBR 6.20 (0.4); Sharon Couch USA 6.19 (0.3); Dedra Davis BAH 6.11 (-0.1); Fatima Yuksel TUR 5.98 (0.3); Sandrine Hennart BEL 5.90 (0.4); Ermelinda Shehu ALB 5.67 (0.1); Solange Ostiana AHO 5.37 (0.3); Beryl Laramé SEY 5.24 (-0.3); Flora Hyacinth ISV NM

**Gothenburg 1995****Final (Aug 6)**

|    |                      |     |       |       |
|----|----------------------|-----|-------|-------|
| 1, | Fiona May            | ITA | 6.98w | (4.3) |
| 2, | Niurka Montalvo      | CUB | 6.86  | (0.5) |
| 3, | Irina Mushayilova    | RUS | 6.83w | (3.0) |
| 4, | Olga Rublyova        | RUS | 6.78  | (1.0) |
| 5, | Valentina Uccheddu   | ITA | 6.76  | (0.3) |
| 6, | Jackie Joyner-Kersey | USA | 6.74w | (3.3) |
| 7, | Agata Karczmarek     | POL | 6.71  | (0.9) |
| 8, | Viktoriya Vershinina | UKR | 6.66  | (0.0) |

**Legal bests:**

|               |      |       |
|---------------|------|-------|
| May           | 6.93 | (0.8) |
| Mushayilova   | 6.75 | (0.9) |
| Joyner-Kersey | 6.69 | (0.2) |

9, Heike Drechsler GER 6.64w (2.6); 10, Inessa Kravets UKR 6.57 (-2.1); 11, Yelena Khlopotnova UKR 6.53 (0.6); 12, Chantal Brunner NZL 6.43 (0.7); Jackie Edwards BAH NM

| Series        | 1     | 2     | 3     | 4     | 5     | 6     |
|---------------|-------|-------|-------|-------|-------|-------|
| May           | 6.93  | x     | 6.87  | x     | 6.64  | 6.98w |
| Montalvo      | 6.42  | x     | 6.70  | 6.62  | x     | 6.86  |
| Mushayilova   | 6.75  | 6.52  | 6.82w | 6.76w | 6.83  | x     |
| Rublyova      | 6.61w | 6.65w | 6.78  | 6.77w | 6.68w | 6.31w |
| Uccheddu      | x     | 6.76  | x     | x     | 6.74  | 6.40  |
| Joyner-Kersey | 6.74w | x     | 6.69  | 6.25  | 6.59w | 6.46  |
| Karczmarek    | x     | 5.57  | 6.71  | 5.96  | 6.71  | 6.56  |
| Vershinina    | x     | 6.66  | x     | 6.62w | 3.56  | 6.41  |

Former World Junior champion Fiona May was not put off by the changing wind conditions which varied from 1.1 headwinds to assisting winds of 4.3. The Italian, who represented Britain until 1993, opened with 6.93, a distance no-one else would better. In the final round she improved to 6.98w despite hitting her head on the marker board beside the pit.

It was a big upset that Drechsler and Joyner-Kersey – winners of the past three world titles – did not win a medal between them. JJK, troubled by ankle and Achilles problems, only managed 6.74w for sixth place. Drechsler was in form and opened the contest with a foul further than seven metres. But she fouled again and her third leap of 6.64w was two centimetres short of eighth place.

**Qualifying round (6.75 or top 12 to final) (Aug 5)**

**Group A qualifiers:** May 6.76w (2.6); Drechsler 6.70 (1.0); Montalvo 6.69w (2.6) & 6.35 (-0.3); Mushayilova 6.63w (2.1) & 6.41 (1.8); Khlopotnova 6.63w (2.7) & 6.38 (1.2); Edwards 6.59 (1.0); Brunner 6.53w (2.7)

**Non-qualifiers:** Nicole Boegman AUS 6.51 (-0.9); Niki Xanthou GRE 6.50 (0.4); Lyudmila Galkina RUS 6.49 (1.3); Yao Weilii CHN 6.49 (1.3); Andrea Avila ARG 6.39w (2.3) & 6.34 (1.5); Valentina Gotovska LAT 6.32 (1.4); Sharon Couch USA 6.30 (1.9); Ksenija Predikaka SLO 6.30w (2.1); Dionne Rose JAM 6.07w (2.1); Elma Muros PHI 6.01w (3.6) & 5.98 (1.2); Nilufar Yeasmin BAN 5.40w (3.2); Tunde Vaszi HUN & Pastora Chávez HON NM

**Group B qualifiers:** Rublyova 6.74 (0.5); Kravets 6.73 (-0.6); Joyner-Kersey 6.73 (0.3); Vershinina 6.72w (2.1); Karczmarek 6.54w (2.3) & 6.44 (-0.8); Uccheddu 6.53 (0.0)

**Non-qualifiers:** Marieke Veltman USA 6.50 (0.1); Pat Itanyi NGR 6.46 (1.5); Lacena Golding JAM 6.45 (1.2); Nadine Caster FRA 6.43 (0.8); Renata Nielsen DEN 6.42 (0.0); Claudia Gerhardt GER 6.40 (2.0); Flora Hyacinth ISV 6.36 (0.7); Lyudmila Ninova AUT 6.32 (-1.4); Fatma Dulkan TUR 6.22 (0.9); Béryl Laramé SEY 5.50 (1.5); Deborah Rugama NCA 4.88w (4.2); Heli Koivula FIN, Voula Patoulidou GRE & Ana Liku TGA NM

**Athens 1997****Final (Aug 9)**

|    |                      |     |      |        |
|----|----------------------|-----|------|--------|
| 1, | Lyudmila Galkina     | RUS | 7.05 | (0.6)  |
| 2, | Niki Xanthou         | GRE | 6.94 | (0.1)  |
| 3, | Fiona May            | ITA | 6.91 | (0.8)  |
| 4, | Heike Drechsler      | GER | 6.89 | (-0.1) |
| 5, | Jackie Joyner-Kersey | USA | 6.79 | (0.7)  |
| 6, | Susen Tiedtke-Greene | GER | 6.78 | (-0.1) |
| 7, | Viktoriya Vershinina | UKR | 6.71 | (0.8)  |
| 8, | Erica Johansson      | SWE | 6.64 | (-0.3) |

9, Magdalena Khristova BUL 6.64 (0.4); 10, Marion Jones USA 6.63 (0.0); 11, Sharon Jaklofsky NED 6.61 (1.0); 12, Chioma Ajunwa NGR 5.21 (-0.3)

| Series         | 1    | 2    | 3    | 4    | 5    | 6    |
|----------------|------|------|------|------|------|------|
| Galkina        | 6.89 | 6.85 | x    | 7.05 | x    | -    |
| Xanthou        | x    | 6.69 | 6.93 | 6.94 | x    | x    |
| May            | 6.91 | x    | x    | 6.78 | 6.66 | x    |
| Drechsler      | 6.62 | x    | 6.69 | 4.90 | 6.87 | 6.89 |
| Joyner-Kersey  | 6.79 | 6.78 | x    | 6.72 | 6.78 | 6.60 |
| Tiedtke-Greene | 6.75 | x    | x    | 6.78 | 6.54 | 6.7  |
| Vershinina     | 4.28 | 6.71 | x    | x    | 6.56 | 6.54 |
| Johansson      | x    | 6.54 | 6.64 | 6.54 | 5.34 | 6.41 |

The shock winner of the Olympic gold medal, Ajunwa, led the qualifiers by a whopping 21cm margin at 7.01 but, her left thigh heavily strapped, she hurt herself on her first jump in the final and had to be carried off on a stretcher. Defending champion May led the final with her opening leap of 6.91 until local heroine Xanthou went ahead by 2cm in the third round. However, one round later the 1995 world indoor champion Galkina, a former world junior triple jump record holder, stretched out to a timely personal best of 7.05. Xanthou improved slightly to 6.94 to consolidate second place. May's 6.91 held up for bronze but, with thousands of Greeks whistling in an unsporting attempt to distract her, the British-born Italian marginally fouled her final attempt, landing beyond 7 metres. Drechsler, champion in 1983 and 1993, fell just short of a medal with her last jump and one place ahead of another former world champion and record holder in Jackie Joyner-Kersey. The 100m champion Jones, a novice at this event, placed tenth.

**Qualifying Round (6.70 or top 12 to final) (Aug 7)**

**Group A qualifiers:** Ajunwa 7.01 (1.1); Drechsler 6.80 (-0.3); Galkina 6.75 (0.2); Jaklofsky 6.73 (0.5); Johansson 6.64 (-0.4); Khristova 6.63 (0.2); Joyner-Kersey 6.62 (-0.8); Jones 6.59 (-0.3)

**Non-qualifiers:** Heli Koivula FIN 6.57 (-0.2); Yelena Shekhovtsova UKR 6.52 (-0.4); Tünde Vaszi HUN 6.52 (0.4); Lacena Golding JAM 6.50 (-0.1); Renata Nielsen DEN 6.49 (0.1); Linda Ferga FRA 6.46 (-0.2); Valentina Gotovska LAT 6.20 (0.2); Sabine Braun GER 6.20 (0.4); Andrea Avila ARG 6.08 (1.1); Voula Patoulidou GRE 5.90 (-0.9); Siulolo Liku TGA 5.83 (0.7); Gilda Massa PER 5.51 (-0.6)

**Group B qualifiers:** May 6.73 (-0.1); Tiedtke-Greene GER 6.72 (0.2); Vershinina UKR 6.66 (1.0); Xanthou GRE 6.62 (0.3)

**Non-qualifiers:** Joanne Wise GBR 6.52 (0.5); Lyudmila Ninova AUT 6.50 (0.6); Nina Perevedentseva RUS 6.45 (-0.4); Agata Karczmarek POL 6.44 (0.5); Yelena Pershina KAZ 6.38 (0.5); Jackie Edwards BAH 6.38 (-0.6); Sharon Couch USA 6.37 (-0.1); Nadine Caster FRA 6.37 (-0.3); Yelena Donkina RUS 6.29 (0.9); Chantal Brunner NZL 6.26 (0.2); Eunice Barber SLE 6.19 (0.2); Jelena Blazevica LAT 6.18 (0.6); Yelena Lemeshevskaya BLR 6.07 (-0.2); Luciana dos Santos BRA 5.92 (0.7); Anja Valant SLO 5.77 (1.0); Elisa Pérez DOM 5.67 (0.0); Vera Bregu ALB 5.58 (-0.4); Maria Fleischmann GUA 5.25 (0.2); Isis Moreno PAN 5.08 (-0.9)

**Seville 1999****Final (Aug 23)**

|    |                  |     |      |        |
|----|------------------|-----|------|--------|
| 1, | Niurka Montalvo  | ESP | 7.06 | (-0.1) |
| 2, | Fiona May        | ITA | 6.94 | (-0.2) |
| 3, | Marion Jones     | USA | 6.83 | (-0.2) |
| 4, | Lyudmila Galkina | RUS | 6.82 | (0.0)  |
| 5, | Joanne Wise      | GBR | 6.75 | (-0.3) |
| 6, | Dawn Burrell     | USA | 6.74 | (0.0)  |
| 7, | Susen Tiedtke    | GER | 6.68 | (-0.1) |
| 8, | Maurren Maggi    | BRA | 6.68 | (0.1)  |

9, Nicole Boegman AUS 6.63 (-0.3); 10, Erica Johansson SWE 6.63 (-0.1); 11, Olga Rublyova RUS 6.56 (0.9); 12, Shana Williams USA 6.52 (0.0)

| Series   | 1    | 2    | 3    | 4    | 5    | 6    |
|----------|------|------|------|------|------|------|
| Montalvo | 6.80 | 6.77 | x    | 6.88 | x    | 7.06 |
| May      | 6.92 | x    | 6.94 | x    | x    | 6.87 |
| Jones    | 6.79 | 6.62 | 6.73 | x    | 6.82 | x    |
| Galkina  | 6.70 | 6.71 | 6.52 | 6.64 | 6.68 | 6.82 |
| Wise     | 6.75 | 6.55 | 6.46 | 6.69 | 4.83 | 6.71 |
| Burrell  | 6.60 | 6.74 | 6.51 | 6.69 | 6.57 | 4.84 |
| Tiedtke  | 6.68 | x    | x    | x    | x    | 6.59 |
| Maggi    | x    | 6.53 | 6.68 | x    | 6.47 | x    |

There was controversy surrounding the winning jump of Spain's Montalvo, runner-up to May in the 1995 World Championships when she represented Cuba. May, who led the qualifying with 7.04, opened with 6.92 and 6.94 and grew steadily more tense as all the other contenders fell short of the target. Montalvo, who had only qualified for the final on her third and last attempt, came closest with 6.88 in round 4, while third placed Jones improved in round 5 when Montalvo had a huge but invalid jump. Jones' final effort was a very narrow foul of beyond 7m but Montalvo uncorked the jump of her life. It was measured at 7.06 ... but was her toe over the board? Montalvo stated: "My last attempt was clearly valid. The take-off board shows no mark to indicate a foul." In contrast, a dispirited May asserted: "It was obviously a foul. You could tell that by the replays."

#### Qualifying round (6.80 or top 12 to final) (Aug 21)

**Group A qualifiers:** May 7.04 (0.2); Montalvo 6.78 (-0.2); Rublyova 6.76 (0.0); Wise 6.75 (0.1); Boegman 6.63 (-0.2); Burrell 6.62 (0.2)

**Non-qualifiers:** Tatyana Kotova RUS 6.62 (0.6); Baya Rahouli ALG 6.55 (-1.0); Aurélie Félix FRA 6.54 (0.1); Yelena Kashcheyeva KAZ 6.40 (-0.6); Yelena Shekhovtsova UKR 6.39 (-0.4); Jackie Edwards BAH 6.23 (-0.5); Yelena Bobrovskaya KGZ 6.07 (0.3); Luciana dos Santos BRA 6.00 (0.2); Vanessa Monar CAN NM; Chioma Ajunwa NGR DNS

**Group B qualifiers:** Galkina 6.88 (0.0); Jones 6.81 (0.0); Johansson 6.79 (-0.8); Tiedtke 6.67 (0.1); Maggi 6.66 (0.1); Williams 6.63 (-0.1)

**Non-qualifiers:** Agata Karczmarek POL 6.58 (0.1); Valentina Gotovska LAT 6.55 (0.0); Guan Yingnan CHN 6.55 (0.1); Yelena Pershina KAZ 6.51 (0.1); Tatyana Ter-Mesrobyan RUS 6.47 (-0.2); Viktoriya Vershinina UKR 6.44 (0.5); Chantal Brunner NZL 6.40 (0.0); Tünde Vaszi HUN 6.39 (-0.3); Niki Xánthou GRE 6.34 (0.2); Sharon Jaklofsky NED 6.31 (0.9); Eva Dolezalová CZE 6.22 (-0.8); Flora Hyacinth ISV NM

### Edmonton 2001

#### Final (Aug 7)

|                       |     |       |        |
|-----------------------|-----|-------|--------|
| 1, Fiona May          | ITA | 7.02w | (2.6)  |
| 2, Tatyana Kotova     | RUS | 7.01w | (3.6)  |
| 3, Niurka Montalvo    | ESP | 6.88w | (2.1)  |
| 4, Tünde Vaszi        | HUN | 6.86  | (1.7)  |
| 5, Valentina Gotovska | LAT | 6.84w | (3.5)  |
| 6, Niki Xánthou       | GRE | 6.76w | (3.1)  |
| 7, Maurren Maggi      | BRA | 6.73  | (-0.6) |
| 8, Lyudmila Galkina   | RUS | 6.70  | (0.1)  |

#### Legal bests:

|          |      |       |
|----------|------|-------|
| May      | 6.97 | (1.2) |
| Kotova   | 6.82 | (0.2) |
| Montalvo | 6.76 | (1.4) |
| Gotovska | 6.67 | (1.5) |
| Xánthou  | 6.61 | (1.7) |

9, Guan Yingnan CHN 6.69w (3.5) & 5.12 (0.3); 10, Elva Goulbourne JAM 6.62 (1.2); 11, Kumiko Ikeda JPN 6.44 (1.2); Jenny Adams USA NM

| Series   | 1     | 2    | 3     | 4     | 5     | 6     |
|----------|-------|------|-------|-------|-------|-------|
| May      | 6.86w | 6.97 | 7.02w | 6.73  | 6.97  | 6.80w |
| Kotova   | 6.60  | 6.82 | 6.67  | 7.01w | 6.81w | x     |
| Montalvo | 6.73w | x    | 6.59  | 6.88w | 6.76  | 6.54  |
| Vaszi    | 6.68  | x    | 6.86  | 6.84  | x     | x     |
| Gotovska | 6.84w | 6.67 | 6.66  | x     | 6.59w | 6.23  |
| Xánthou  | 6.61  | x    | 6.76w | 6.67w | x     | 6.57  |
| Maggi    | 6.40  | 6.46 | 6.73  | x     | 6.67w | x     |
| Galkina  | 6.56  | 6.67 | 6.70  | x     | 6.61w | x     |

Fiona May regained her title to become the first athlete to win World golds across three decades. She was World Junior Champion in 1988 and won world titles indoors in 1997 and outdoors in 1995 and now 2001. The British-born Italian had not been fancied to win, with a season's best of just 6.79. Yet she improved to 6.80 in the qualifying round where former champion Drechsler, her right thigh strapped, was eliminated.

In the final, May led all the way, starting with a 6.86w then 6.97 and 7.02w, which was also measured at 7.16w from her take-off point behind the edge of the board. In the fourth round Kotova – the favourite – spanned 7.01w (7.12w from take-off) while defending champion Montalvo moved into the bronze medal position. That was how it stayed until the finish. After the event, May announced she would be taking a rest from competition in 2002.

#### Qualifying round (6.70 or top 12 to final) (Aug 5)

**Group A qualifiers:** May 6.80 (1.0); Vaszi 6.71 (-1.4); Montalvo 6.65 (-0.5); Galkina 6.62 (-0.2); Goulbourne 6.60 (-0.5); Adams 6.48 (-2.5)

**Non-qualifiers:** Yelena Kashcheyeva KAZ 6.46 (0.4); Maho Hanaoka JPN 6.43 (0.8); Chioma Ajunwa NGR 6.43 (-0.3); Jackie Edwards BAH 6.42 (-0.3); Olga Rublyova RUS 6.27 (-0.4)

**Group B qualifiers:** Maggi 6.74 (0.4); Guan 6.66 (0.6); Xánthou 6.66 (-1.1); Gotovska 6.58 (-0.9); Kotova 6.54 (-1.1); Ikeda 6.49 (-0.3)

**Non-qualifiers:** Chantal Brunner NZL 6.39 (-0.8); Aurélie Félix FRA 6.37 (1.0); Alice Falaiye CAN 6.04 (0.1); Yelena Bobrovskaya KGZ 5.93 (-0.1); Heike Drechsler GER 4.45 (-1.7)

### Paris 2003

#### Final (Aug 30)

|                        |     |      |        |
|------------------------|-----|------|--------|
| 1, Eunice Barber       | FRA | 6.99 | (0.4)  |
| 2, Tatyana Kotova      | RUS | 6.74 | (0.1)  |
| 3, Anju Bobby George   | IND | 6.70 | (1.2)  |
| 4, Jade Johnson        | GBR | 6.63 | (0.5)  |
| 5, Olga Rublyova       | RUS | 6.58 | (-0.2) |
| 6, Tünde Vaszi         | HUN | 6.53 | (0.5)  |
| 7, Bronwyn Thompson    | AUS | 6.48 | (-0.3) |
| 8, Grace Upshaw        | USA | 6.47 | (0.1)  |
| 9, Fiona May           | ITA | 6.46 | (0.1)  |
| 10, Lyudmila Galkina   | RUS | 6.45 | (-1.4) |
| 11, Valentina Gotovska | LAT | 6.43 | (-0.7) |
| 12, Conchi Montaner    | ESP | 6.37 | (-0.4) |

| Series   | 1    | 2    | 3    | 4    | 5    | 6    |
|----------|------|------|------|------|------|------|
| Barber   | 6.52 | 6.74 | x    | 6.48 | x    | 6.99 |
| Kotova   | x    | 6.74 | x    | 6.56 | 6.72 | 6.63 |
| George   | 6.61 | x    | x    | 6.56 | 6.70 | 6.62 |
| Johnson  | 6.50 | x    | 6.63 | 6.42 | x    | 6.53 |
| Rublyova | 6.51 | 6.54 | 6.58 | x    | 4.75 | x    |
| Vaszi    | 6.47 | 6.41 | 6.49 | x    | 6.53 | 6.52 |
| Thompson | 6.48 | 6.44 | 6.39 | 6.39 | 6.38 | 6.31 |
| Upshaw   | x    | 6.37 | 6.47 | 6.40 | x    | 6.24 |

Like the men's final, the distances jumped were moderate. Going into the last round Kotova (6.74 & 6.72) led on countback from Barber (6.74 & 6.52). Kotova was the penultimate jumper in the final and her 6.63 changed nothing; the Sierra Leone émigré to France would need 6.73 or better for gold. The crowd were informed of the situation so Barber had thunderous support as she prepared for her effort, the last of the contest. She took off well before the foul line (though not disastrously so) and flew out to a distance which was instantly recognisable as one which would be enough for victory. It was 6.99. Measuring equipment at the take-off board confirmed she had 11cm to spare there, so her "true" distance was 7.10. On the penultimate day of the championships, Barber had won France's first gold in Paris.

#### Qualifying round (6.65 or top 12 to final) (Aug 28)

**Group A qualifiers:** Rublyova 6.67 (-0.2); Thompson 6.65 (0.3); Johnson 6.62 (0.5); Vaszi 6.55 (-0.1); Montaner 6.53 (-0.1)

**Non-qualifiers:** Guan Yingnan CHN 6.51 (0.3); Johanna Halkoaho FIN 6.41 (0.3); Niki Xánthou GRE 6.37 (0.5); Onika James TTO 6.36 (-0.1); Jackie Edwards BAH 6.34 (0.4); Kumiko Ikeda JPN 6.15 (0.0); Anastasiya Zhuravlyeva UZB NM

**Group B qualifiers:** Barber 6.78 (0.0); Galkina 6.72 (0.2); Bobby George 6.59 (0.2); May 6.57 (0.1); Gotovska 6.56 (0.1); Kotova 6.56 (0.0); Upshaw 6.55 (0.0)

**Non-qualifiers:** Bianca Kappler GER 6.50 (0.0); Olivia Wöckinger AUT 6.38 (0.0); Elva Goulbourne JAM 6.27 (0.0); Stilianí Pilátou GRE 6.21 (-0.1); Yelena Koshcheyeva KAZ 6.13 (0.3); Adina Anton ROU 6.09 (1.0)

### X

### Helsinki 2005

#### Final (Aug 10)

|                      |     |       |       |
|----------------------|-----|-------|-------|
| 1, Tianna Madison    | USA | 6.89  | (1.1) |
| 2, Eunice Barber     | FRA | 6.76w | (2.3) |
| 3, Yargelis Savigne  | CUB | 6.69  | (0.1) |
| 4, Anju Bobby George | IND | 6.66  | (1.4) |



|    |                  |     |       |       |
|----|------------------|-----|-------|-------|
| 5, | Oksana Udmurtova | RUS | 6.53  | (1.0) |
| 6, | Grace Upshaw     | USA | 6.51  | (1.4) |
| 7, | Kelly Sotherton  | GBR | 6.42w | (5.4) |
| 8, | Jackie Edwards   | BAH | 6.42w | (2.9) |

**Legals bests:**

|           |      |        |
|-----------|------|--------|
| Barber    | 6.70 | (-1.4) |
| Sotherton | 6.38 | (1.2)  |
| Edwards   | 6.14 | (1.9)  |

9, Tünde Vaszi HUN 6.32 (1.7); 10, Concepción Montaner ESP 6.32 (1.3); 11, Elva Goulbourne JAM 6.21 (-1.7); Tatyana Kotova RUS DQ (r40.1) (6.79) (1.5)

**Rightful finalist:** Rose Richmond USA

| Series    | 1     | 2    | 3     | 4    | 5    | 6     |
|-----------|-------|------|-------|------|------|-------|
| Madison   | x     | 6.69 | 6.35  | x    | 6.89 | x     |
| Barber    | 6.44  | x    | 6.31  | 6.70 | x    | 6.76w |
| Savigne   | 6.69  | 6.34 | x     | x    | 6.51 | 6.67  |
| George    | 6.66  | 6.59 | 6.57  | 6.51 | x    | 6.56  |
| Udmurtova | 6.45w | 5.97 | 6.53  | 6.46 | x    | 6.28w |
| Upshaw    | 6.44  | 6.24 | 6.49  | 6.51 | x    | 6.38  |
| Sotherton | 6.38  | x    | 6.42w | x    | x    | x     |
| Edwards   | 6.14  | x    | 6.42w |      |      |       |
| [Kotova   | 6.76  | 6.69 | 6.79  | 6.59 | 6.59 | 6.53] |

Qualifying was headed by Madison with a lifetime best of 6.83, as only two jumpers made the mandatory qualifying of 6.65. The wind and rain played havoc with the final, as in round one the opening jump was aided with a wind of 2.8, while five jumps later the measurement was -1.7. Kotova, the only jumper to produce six measured jumps, led after halfway with 6.79 from the 6.69s of Madison and Savigne. Barber moved into second with 6.70 in round 4. Remarkably the 19 year-old Madison then produced another lifetime best, this time 6.89, to take control of the gold medal. The positions stayed the same, though Barber improved with her 6.76w in the final round. Kotova had the frustrating situation of being the silver medallist for the third time in a row.

In May 2013 it was revealed that re-testing of doping control samples from Helsinki 2005 had shown an adverse finding for Kotova. Four months later, the IAAF confirmed that the Russian was suspended for two years to January 2015. All her results from Helsinki 2005 to August 9, 2007 were annulled. Barber and Savigne were therefore promoted to silver and bronze.

**Qualifying round (6.65 or top 12 to final) (Aug 9)**

**Group A qualifiers:** Montaner 6.65w (2.3); Savigne 6.57 (0.7); Sotherton 6.55 (1.3); Goulbourne 6.53 (0.6); Kotova DQ (r40.1) (6.63) (1.7)

**Non-qualifiers:** Rose Richmond USA 6.53w (2.5) & 6.38 (1.1); Fiona May ITA 6.51 (-1.0); Marestella Torres PHI 6.46 (0.9); Naide Gomes POR 6.42 (0.1); Natalia Kilpeläinen FIN 6.34 (0.9); Ineta Radēviča LAT 6.18 (-0.7); Soko Salaqij FIJ 5.77 (1.7); Martina Darmovzalová CZE 5.74 (-0.5); Kéné Ndoye SEN DNS

**Group B qualifiers:** Madison 6.83 (1.2); Vaszi 6.62 (-0.9); Barber 6.60 (0.6); Upshaw 6.59 (-0.5); Udmurtova 6.56 (1.6); Bobby George 6.54 (-1.0); Edwards 6.53 (1.5)

**Non-qualifiers:** Kumiko Ikeda JPN 6.51 (-1.0); Aleksandra Shyshlyuk UKR 6.40 (1.5); Bianca Kappler GER 6.35 (0.9); Ioanna Kafetzí GRE 6.31 (0.0); Adina Anton ROU 6.25 (0.4)

**Osaka 2007****Final (Aug 28)**

|    |                     |     |      |        |
|----|---------------------|-----|------|--------|
| 1, | Tatyana Lebedeva    | RUS | 7.03 | (0.3)  |
| 2, | Lyudmila Kolchanova | RUS | 6.92 | (-0.3) |
| 3, | Tatyana Kotova      | RUS | 6.90 | (0.5)  |
| 4, | Naide Gomes         | POR | 6.87 | (0.7)  |
| 5, | Bianca Kappler      | GER | 6.81 | (-0.7) |
| 6, | Maurren Maggi       | BRA | 6.80 | (1.2)  |
| 7, | Keila Costa         | BRA | 6.69 | (0.0)  |
| 8, | Brittney Reese      | USA | 6.60 | (-1.5) |

9, Anju Bobby George IND 6.53 (0.9); 10, Tianna Madison USA 6.47 (0.9); 11, Viktoriya Rybalko UKR 6.45 (0.0); 12, Jana Veldáková SVK 6.21 (-1.8)

| Series     | 1    | 2    | 3    | 4    | 5    | 6    |
|------------|------|------|------|------|------|------|
| Lebedeva   | 6.73 | 7.03 | 7.03 | x    | 6.98 | -    |
| Kolchanova | x    | 6.84 | x    | 6.71 | 6.63 | 6.92 |
| Kotova     | 6.80 | x    | 6.75 | 6.70 | x    | 6.90 |
| Gomes      | 6.87 | 6.75 | 6.61 | 6.86 | 6.85 | 6.80 |
| Kappler    | 6.81 | 6.66 | 6.78 | 6.55 | x    | 6.49 |
| Maggi      | 6.41 | 6.64 | 6.73 | 6.80 | 6.62 | 6.76 |
| Costa      | 6.69 | 6.44 | 6.66 | 6.66 | x    | 6.61 |
| Reese      | x    | 6.60 | 6.58 | x    | x    | 6.29 |

The qualifying round was led by Russian Champion Kolchanova and the ex-heptathlete Gomes who both cleared 6.96. Brazil's Maggi reached 6.95 (or 7.07 from take-off).

Gomes led after the first round of the final with 6.87, with Kappler (6.81) and Kotova (6.80) next. Kolchanova opened round two with 6.84, and Lebedeva then powered off the board to 7.03 (7.08 from take-off). To emphasize the point, Lebedeva repeated her 7.03 in the next round. The Russian backed up her seven metre jumps with 6.98 in the fifth. It turned out to be Russia's day, as Kotova improved to 6.90 to steal the bronze medal from Gomes, increase her "world" medal collection to four, and give Russia her first ever sweep in a World Championship event.

**Qualifying round (6.75 or top 12 to final) (Aug 27)**

**Group A qualifiers:** Kolchanova 6.96 (0.5); Maggi 6.95 (0.6); Kappler 6.85 (0.1); Rybalko 6.77 (0.7); George 6.60 (0.5)

**Non-qualifiers:** Denisa Scerbová CZE 6.58 (0.5); Concepción Montaner ESP 6.55 (0.0); Eunice Barber FRA 6.51 (0.6); Chen Yaling CHN 6.50 (-0.4); Grace Upshaw USA 6.47 (-0.1); Bronwyn Thompson AUS 6.46 (0.4); Rose Richmond USA 6.45 (0.5); Eliane Martins BRA 6.28 (-0.5); Shara Proctor AIA 5.82 (0.7); Carolina Klüft SWE DNS

**Group B qualifiers:** Gomes 6.96 (1.0); Lebedeva 6.84 (0.0); Reese 6.83 (-0.1); Kotova 6.73 (0.0); Veldáková 6.65 (0.5); Costa 6.61 (0.0); Madison 6.59 (0.0)

**Non-qualifiers:** Alina Militaru ROU 6.58 (0.8); Małgorzata Trybanska POL 6.49 (0.0); Aleksandra Stadnyuk UKR 6.47 (0.1); Jung Soon-Ok KOR 6.45 (0.0); Janice Josephs RSA 6.44 (-0.2); Kumiko Ikeda JPN 6.42 (-0.3); Elva Goulbourne JAM 6.32 (-0.4); Jackie Edwards BAH 6.29 (0.5)

**Berlin 2009****Final (Aug 23)**

|    |                    |     |      |       |
|----|--------------------|-----|------|-------|
| 1, | Brittney Reese     | USA | 7.10 | (1.0) |
| 2, | Tatyana Lebedeva   | RUS | 6.97 | (1.0) |
| 3, | Karin Melis Mey    | TUR | 6.80 | (0.4) |
| 4, | Naide Gomes        | POR | 6.77 | (0.5) |
| 5, | Olga Kucherenko    | RUS | 6.77 | (1.1) |
| 6, | Shara Proctor      | AIA | 6.71 | (1.2) |
| 7, | Maurren Higa Maggi | BRA | 6.68 | (0.7) |
| 8, | Ksenija Balta      | EST | 6.62 | (0.3) |

9, Brianna Glenn USA 6.59 (-0.1); 10, Teresa Dobija POL 6.58 (0.7); 11, Nastassia Mironchyk BLR 6.29 (0.0); Keila Costa BRA NM

| Series     | 1    | 2    | 3    | 4    | 5    | 6    |
|------------|------|------|------|------|------|------|
| Reese      | 6.92 | 6.85 | 7.10 | x    | x    | x    |
| Lebedeva   | 6.78 | 6.97 | x    | x    | x    | x    |
| Mey        | 6.76 | x    | 6.80 | x    | x    | 6.49 |
| Gomes      | 6.77 | x    | 6.52 | 6.68 | 6.69 | 6.68 |
| Kucherenko | x    | x    | 6.77 | 6.63 | x    | 6.68 |
| Proctor    | x    | 6.56 | 6.71 | x    | x    | 6.40 |
| Maggi      | 6.68 | x    | x    | 6.64 | -    | -    |
| Balta      | 6.62 | 6.52 | x    | 6.15 | 6.60 | 6.57 |

The qualifying was led by Gomes at 6.86. Reese took the lead in round one of the final with 6.92, which Lebedeva overtook in round two with her seasonal best of 6.97. Reese responded in the next round with 7.10, a lifetime best (measured at 7.17 from take-off), which featured her characteristic basic "hang" style, and little leg extension on landing. Behind these two, Melis improved from 6.76 to 6.80 and moved ahead of Gomes's opener of 6.77. Reese had originally shown her liking for the big occasion when jumping a personal best in the Osaka qualifying, and the 22 year-old fulfilled her promise here.

**Qualifying round (6.75 or top 12 to final) (Aug 21)**

**Group A qualifiers:** Gomes 6.86 (0.2); Maggi 6.68 (0.3); Mironchyk 6.55 (-1.1); Dobija 6.55 (-0.1); Glenn 6.53 (-0.9); Proctor 6.52 (-0.3)

**Non-qualifiers:** Yelena Sokolova RUS 6.51 (-1.2); Jung Soon-Ok KOR 6.49 (0.0); Ruky Abdulai CAN 6.45 (-1.7); Irina Meleshina RUS 6.39 (0.1); Funmi Jimoh USA 6.34 (-0.8); Bianca Kappler GER 6.29 (0.2); Viktoriya Molchanova UKR 6.29 (0.1); Ola Sesay SLE 6.23 (-0.9); Sachiko Masumi JPN 6.23 (0.5); Jana Veldáková SVK 6.16 (-0.9); Sirkka-Liisa Kivine EST 6.10 (-1.0); Nina Kolaric SLO 6.00 (-0.5)

**Group B qualifiers:** Reese 6.78 (0.0); Lebedeva 6.76 (0.1); Kucherenko 6.68 (0.0); Mey 6.67 (-0.5); Costa 6.66 (-0.5); Balta 6.59 (0.5)

**Non-qualifiers:** Jovane Jarrett JAM 6.43 (1.3); Viktoriya Rybalko UKR 6.40 (-0.6); Éloyse Lesueur FRA 6.40 (0.4); Nataliya Dobrynska UKR 6.38 (-0.7); Yariagnis Argüelles CUB 6.32 (-0.8); Melanie Bauschke GER 6.32 (-0.7); Margrethe Renstrøm NOR 6.31 (-0.1); Marestella Torres PHI 6.22 (-0.7); Janice Josephs RSA 6.22 (-0.1); Beatrice Marscheck GER 6.19 (-0.7); Alice Falaiye CAN 6.09 (-0.9); Patricia Sylvester GRN 5.92 (0.3)

X

## Daegu 2011

## Final (Aug 28)

|    |   |     |      |        |
|----|---|-----|------|--------|
| 1, | Brittney Reese  | USA | 6.82 | (0.1)  |
| 2, | Ineta Radēviča  | LAT | 6.76 | (-0.3) |
| 3, | Nastassia Mironchyk-Ivanova   | BLR | 6.74 | (0.2)  |
| 4, | Carolina Klüft  | SWE | 6.56 | (0.4)  |
| 5, | Janay DeLoach   | USA | 6.56 | (0.3)  |
| 6, | Darya Klishina  | RUS | 6.50 | (0.1)  |
| 7, | Karin Melis Mey   | TUR | 6.44 | (0.4)  |
| 8, | Mayookha Johny  | IND | 6.37 | (-0.3) |
| 9, | Naide Gomes POR 6.26 (-0.2); 10, Maurren Higa Maggi BRA 6.17 (0.6); Funmi Jimoh USA NM; Olga Kucherenko RUS DQ (r40.1) (6.77) (0.0) |     |      |        |

Rightful finalist: Olga Zaytseva RUS

| Series      | 1    | 2    | 3    | 4    | 5    | 6     |
|-------------|------|------|------|------|------|-------|
| Reese       | 6.82 | x    | x    | x    | x    | x     |
| Radēviča    | 6.61 | 6.63 | 6.66 | 6.61 | x    | 6.76  |
| M-Ivanova   | x    | 6.71 | 6.74 | x    | x    | x     |
| Klüft       | x    | 6.44 | 6.56 | x    | 6.37 | x     |
| DeLoach     | 6.32 | 6.39 | x    | x    | 6.32 | 6.56  |
| Klishina    | 6.39 | 6.30 | 6.49 | x    | 6.50 | 6.33  |
| Mey         | x    | 6.44 | x    | x    | 6.44 | 6.19  |
| Johny       | 6.37 | 6.31 | 6.26 |      |      |       |
| [Kucherenko | 6.48 | 6.56 | 6.65 | 6.77 | x    | 6.77] |

The qualifying round was led by Olympic Champion Maggi at 6.86. That turned out to be longer than the winning jump in the final, where the Brazilian could only reach 6.17 for 11th. Reese jumped 6.82 (or 6.90 from take-off) in the first round, and only Kucherenko, with two jumps at 6.77, could get close to the American.

Reese therefore retained her title with the shortest winning distance in World Championship history. The longest jump of the day was probably by fourth-placer Mironchyk-Ivanova, who cleared an official 6.74 in the third, but the jump was (correctly) measured to where the Belarusian's ponytail had hit the sand, some 10-15cm behind the mark made by her heels. Ahead of her was Radēviča, who only moved into a medal place with her last round 6.74.

The overall standard was poor, with Kucherenko leaping the same distance for silver as she had when placing fifth in Berlin. The picture got even dimmer when it was revealed that a re-test of the Russian's doping sample showed the presence of a prohibited substance. She was banned for two years and all results since Daegu 2011 were scratched, including a futher fifth place two years later in Moscow.

## Qualifying round (6.75 or top 12 to final) (Aug 27)

**Group A qualifiers:** Reese 6.79 (-0.3); Gomes 6.76 (0.2); Klüft 6.60 (0.5); DeLoach 6.51 (-0.1); Kucherenko DQ (r40.1) (6.67) (0.3)  
**Non-qualifiers:** Bianca Kappler GER 6.48 (0.5); Viktoriya Rybalko UKR 6.45 (0.2); Veronika Shutkova BLR 6.45 (0.1); Bianca Stuart BAH 6.44 (0.6); Marestella Torres PHI 6.31 (0.4); Teresa Dobija POL 6.30 (-0.2); Lauma Grīva LAT 6.27 (0.2); Keila Costa BRA 6.26 (-0.3); Yuliya Tarasova UZB 6.26 (0.4); Jovane Jarrett JAM 6.19 (0.3); Ola Sesay SLE 5.94 (0.3); Inas Mohamed Gherib EGY 5.48 (0.2)  
**Group B qualifiers:** Maggi 6.86 (-0.1); Mironchyk-Ivanova 6.80 (0.3); Klishina 6.77 (0.0); Jimoh 6.68 (-0.4); Radēviča 6.59 (0.4); Johny 6.53 (-0.4); Mey 6.52 (-0.2);  
**Non-qualifiers:** Olga Zaytseva RUS 6.50 (0.1); Blessing Okagbare NGR 6.36 (0.3); Irène Pusterla SUI 6.34 (0.5); Shara Proctor GBR 6.34 (-0.4); Éloyse Lesueur FRA 6.22 (0.4); Nina Kolarič SLO 6.19 (-0.3); Jung Soon-Ok KOR 6.18 (-0.4); Chantel Malone IVB 6.12 (-0.4); Sosthene Taroum Moguenara GER 6.02 (-0.8); Tori Polk USA 5.66 (-0.3); Concepción Montaner ESP NM

X

## Moscow 2013

## Final (Aug 11)

|    |  |     |      |        |
|----|--|-----|------|--------|
| 1, | Brittney Reese   | USA | 7.01 | (0.2)  |
| 2, | Blessing Okagbare  | NGR | 6.99 | (0.2)  |
| 3, | Ivana Španović   | SRB | 6.82 | (0.1)  |
| 4, | Volha Sudareva   | BLR | 6.82 | (-0.1) |
| 5, | Shara Proctor  | GBR | 6.79 | (0.4)  |
| 6, | Darya Klishina   | RUS | 6.76 | (-0.1) |
| 7, | Tori Polk  | USA | 6.73 | (0.2)  |
| 8, | Yelena Sokolova  | RUS | 6.65 | (0.2)  |
| 9, | Erica Jarder SWE 6.47 (0.3); 10, Janay DeLoach Soukup USA 6.44 (0.1); 11, Sosthene Moguenara GER 6.42 (0.3); Olga Kucherenko RUS DQ (r40.9) (6.81) (0.1) |     |      |        |

Rightful finalist: Funmi Jimoh USA

| Series      | 1    | 2    | 3    | 4    | 5    | 6     |
|-------------|------|------|------|------|------|-------|
| Reese       | 6.50 | 7.01 | x    | x    | 6.95 | x     |
| Okagbare    | 6.89 | 6.58 | 6.68 | 6.80 | 6.99 | 6.96  |
| Španović    | 6.70 | 6.64 | 6.67 | x    | 6.82 | 6.61  |
| Suhareva    | 6.66 | 6.82 | 6.49 | 6.45 | 6.64 | 6.50  |
| Proctor     | x    | 6.79 | 6.60 | 6.56 | 6.66 | 6.69  |
| Klishina    | x    | 6.76 | x    | 6.70 | 6.69 | 6.70  |
| Polk        | 6.65 | 6.56 | 6.39 | 6.73 | 6.41 | x     |
| Sokolova    | x    | 6.65 | x    |      |      |       |
| [Kucherenko | 6.56 | 6.67 | 6.67 | 6.81 | 6.68 | 6.72] |

Defending and two-time champion Reese barely made it to the final having placed eighth in her group and 12th overall. The American only advanced on countback because she jumped 6.57 twice whereas Jimoh did so once.

Reese clicked in the final with an accurate 7.01 in the second round. Only Okagbare was able to get close, and her fifth round jump would have won had she been as efficient as Reese on the board. She jumped 6.99, but it was measured at 7.13 from where she took off, as compared to 7.016 by Reese. The American's win gave her an unprecedented sequence of six consecutive global titles indoors and out since 2009. Španović was third on countback from Suhareva, each with 6.82. The Belarusian actually had the longer single distance from take-off, 6.914 to 6.843.

## Qualifying round (6.75 &amp; top 12 to final) (Aug 10)

**Group A qualifiers:** Proctor 6.85 (-0.1); Okagbare 6.83 (0.2); Polk 6.75 (0.1); Sokolova 6.70 (0.1); Španović 6.63 (-0.1); Jarder 6.59 (0.4); Reese 6.57 (-0.2); Kucherenko DQ (r40.9) (6.59) (0.1)

**Non-qualifiers:** Lauma Grīva LAT 6.50 (0.3); Lena Malkus GER 6.49 (-0.2); Jana Veldáková SVK 6.48 (0.2); Chantel Malone IVB 6.40 (0.0); Maryna Bekh UKR 6.31 (-0.1); Jana Korešová CZE 6.18 (-0.1); Lynique Prinsloo RSA 6.17(-0.2)

**Group B qualifiers:** Sudareva 6.71 (0.1); Klishina 6.70 (0.2); Moguenara 6.63 (0.3); DeLoach Soukup 6.58 (0.5)

**Non-qualifiers:** Funmi Jimoh USA 6.57 (0.3); Anna Kornuta UKR 6.53 (0.2); Lyudmila Kolchanova RUS 6.53 (-0.1); Malaika Mihambo GER 6.49 (-0.1); Christabel Nettey CAN 6.47 (0.1); Éloyse Lesueur FRA 6.39 (0.0); Arantxa King BER 6.36 (0.1); Bianca Stuart BAH 6.35 (0.3); Daria Derkach ITA 6.16 (0.6); Macarena Reyes CHI 5.93 (0.2); Lorraine Ugen GBR & Francine Simpson JAM NM

## Beijing 2015

## Final (Aug 28)

|    |  |     |      |       |
|----|--|-----|------|-------|
| 1, | Tianna Bartoletta  | USA | 7.14 | (1.2) |
| 2, | Shara Proctor  | GBR | 7.07 | (0.4) |
| 3, | Ivana Španović   | SRB | 7.01 | (0.8) |
| 4, | Christabel Nettey  | CAN | 6.95 | (0.9) |
| 5, | Lorraine Ugen  | GBR | 6.85 | (0.7) |
| 6, | Malaika Mihambo  | GER | 6.79 | (0.3) |
| 7, | Khaddi Sagnia  | SWE | 6.78 | (1.3) |
| 8, | Janay DeLoach  | USA | 6.67 | (0.6) |
| 9, | Nastassia Mironchyk-Ivanova BLR 6.66 (0.6); 10, Darya Klishina RUS 6.65 (1.2); 11, Katarina Johnson-Thompson GBR 6.63 (0.6); 12, Erica Jarder SWE 6.48 (0.4) |     |      |       |

| Series     | 1    | 2    | 3    | 4    | 5    | 6    |
|------------|------|------|------|------|------|------|
| Bartoletta | x    | 6.95 | 6.87 | 6.62 | 6.94 | 7.14 |
| Proctor    | x    | 6.87 | 7.07 | 7.01 | x    | x    |
| Španović   | 7.01 | x    | x    | 6.86 | 6.98 | 7.01 |
| Nettey     | 6.95 | 6.85 | x    | 6.69 | 6.84 | x    |
| Ugen       | x    | 6.85 | 6.73 | x    | x    | x    |
| Mihambo    | x    | 6.79 | x    | x    | 6.60 | -    |
| Sagnia     | x    | 6.67 | 6.56 | 6.40 | 6.78 | 5.05 |
| DeLoach    | 6.67 | x    | 6.64 | 6.53 | x    | x    |

Bartoletta's jump of 7.12 at the US Championships marked her as the favourite, and after a foul in the final she moved into contention with 6.95 behind the opening 7.01 of Španović. In round three the lead was taken by Proctor, an Anguillan who had transferred to Britain in 2010. She set a UK record of 7.07 (7.17 from take-off), backing it up with 7.01 in round four. Bartoletta, now third with the same distance as Nettey, then used her 10.85 100m speed in the last round. She took off with 2cm to spare to land at a winning 7.14, a lifetime best.

Španović showed fine competitive spark in equaling her national record from round 1 with her last jump, but the day belonged to

Bartoletta. Under her maiden name of Madison she had won 10 years earlier in Helsinki. No-one previously had waited longer than six years to win a second individual world title.

#### Qualifying round (6.75 or top 12 to final) (Aug 27)

**Group A qualifiers:** Španović 6.91 (0.7); Johnson-Thompson 6.79 (0.2); Bartoletta 6.71 (0.5); Klishina 6.71 (1.5); Jarder 6.70 (0.4)

**Non-qualifiers:** Volha Sudareva BLR 6.65 (0.4); Brooke Stratton AUS 6.64 (0.5); Jana Veldáková SVK 6.56 (0.3); Krystyna Hryshutyna UKR 6.53 (0.4); Jasmine Todd USA 6.52 (-0.1); Aiga Grabuste LAT 6.48 (-0.1); Yelena Sokolova RUS 6.44 (0.0); Sosthene Moguenara GER 6.23 (-0.2); Paola Mautino PER 6.15 (0.9); Eliane Martins BRA, Maria del Mar Jover ESP & Florentina Marinca ROU NM

**Group B qualifiers:** Ugen 6.87 (0.1); Mihambo 6.84 (0.2); Nettey 6.79 (-0.1); Mironchyk-Ivanova 6.76 (0.1); Sagnia 6.71 (-0.2); Proctor 6.68 (0.5); DeLoach 6.68 (-0.3)

**Non-qualifiers:** Alina Rotaru ROU 6.58 (0.1); Yuliya Pidluzhnaya RUS 6.57 (-0.2); Chantel Malone IVB 6.46 (0.1); Lena Malkus GER 6.46 (0.3); Brittney Reese USA 6.39 (1.1); Bianca Stuart BAH 6.34 (0.3); Keila Costa BRA 6.32 (0.2); Tânia da Silva BRA 6.18 (0.1); Lu Minjia CHN 6.01 (-0.2); Claudia Guri AND 5.59 (0.2)

#### LONG JUMP

##### Multiple Medallists:

|   |                           |         |                        |
|---|---------------------------|---------|------------------------|
| 4 | Heike Daute/Drechsler     | GDR/GER | 83-1, 87-3, 91-2, 93-1 |
|   | Fiona May                 | ITA     | 95-1, 97-3, 99-2, 01-1 |
| 3 | Niurka Montalvo           | CUB/ESP | 95-2, 99-1, 01-3       |
|   | Tatyana Kotova            | RUS     | 01-2, 03-2, 07-3       |
|   | Brittney Reese            | USA     | 09-1, 11-1, 13-1       |
| 2 | Jackie Joyner-Kersey      | USA     | 87-1, 91-1             |
|   | Larysa Berezhnaya         | URS/UKR | 91-3, 93-2             |
|   | Eunice Barber             | FRA     | 03-1, 05-2             |
|   | Tianna Madison/Bartoletta | USA     | 05-1, 15-1             |
|   | Tatyana Lebedeva          | RUS     | 07-1, 09-2             |
|   | Ivana Španović            | SRB     | 13-3, 15-3             |

##### Most Finals:

6 Daute/Drechsler 83-1, 87-3, 91-2, 93-1, 95-9, 97-4

##### Most Appearances:

9 Jackie Edwards BAH 91-10, 93-18Q, 95-nm, 97-24Q, 99-28Q, 01-16Q, 03-19Q, 05-8, 07-27Q

##### National Placings:

|               | 1         | 2         | 3         | 4         | 5         | 6         | 7         | 8         | Points     |
|---------------|-----------|-----------|-----------|-----------|-----------|-----------|-----------|-----------|------------|
| USA           | 7         | -         | 2         | -         | 2         | 3         | 2         | 3         | 92         |
| RUS           | 2         | 4         | 2         | 2         | 4         | 2         | -         | 2         | 90         |
| GER           | 2         | 1         | 1         | 2         | 2         | 2         | 1         | -         | 55         |
| ITA           | 2         | 1         | 1         | -         | 1         | -         | -         | -         | 33         |
| URS           | -         | 1         | 1         | 2         | 1         | 1         | -         | 1         | 31         |
| GBR           | -         | 1         | -         | 1         | 4         | -         | 1         | -         | 30         |
| FRA           | 1         | 1         | -         | -         | -         | -         | -         | -         | 15         |
| UKR           | -         | 1         | -         | 1         | -         | -         | 1         | 1         | 15         |
| ESP           | 1         | -         | 1         | -         | -         | -         | -         | -         | 14         |
| CUB           | -         | 1         | 1         | -         | -         | -         | -         | -         | 13         |
| SRB           | -         | -         | 2         | -         | -         | -         | -         | -         | 12         |
| IND           | -         | -         | 1         | 1         | -         | -         | -         | 1         | 12         |
| LAT           | -         | 1         | -         | -         | 1         | -         | -         | -         | 11         |
| BLR           | -         | -         | 1         | 1         | -         | -         | -         | -         | 11         |
| HUN           | -         | -         | -         | 1         | -         | 2         | -         | -         | 11         |
| GRE           | -         | 1         | -         | -         | -         | 1         | -         | -         | 10         |
| ROU           | -         | 1         | -         | -         | -         | 1         | -         | -         | 10         |
| POR           | -         | -         | -         | 2         | -         | -         | -         | -         | 10         |
| BRA           | -         | -         | -         | -         | -         | 1         | 3         | 1         | 10         |
| TUR           | -         | -         | 1         | -         | -         | -         | 1         | -         | 8          |
| SWE           | -         | -         | -         | 1         | -         | -         | 1         | 1         | 8          |
| NGR           | -         | 1         | -         | -         | -         | -         | -         | -         | 7          |
| DEN           | -         | -         | 1         | -         | -         | -         | -         | -         | 6          |
| AUS           | -         | -         | -         | -         | -         | -         | 2         | 2         | 6          |
| CAN           | -         | -         | -         | 1         | -         | -         | -         | -         | 5          |
| AUT           | -         | -         | -         | -         | -         | 1         | 1         | -         | 5          |
| AIA           | -         | -         | -         | -         | -         | 1         | -         | -         | 3          |
| POL           | -         | -         | -         | -         | -         | -         | 1         | 1         | 3          |
| TCH           | -         | -         | -         | -         | -         | -         | 1         | -         | 2          |
| BAH           | -         | -         | -         | -         | -         | -         | -         | 1         | 1          |
| EST           | -         | -         | -         | -         | -         | -         | -         | 1         | 1          |
| <b>Totals</b> | <b>15</b> | <b>15</b> | <b>15</b> | <b>15</b> | <b>15</b> | <b>15</b> | <b>15</b> | <b>15</b> | <b>540</b> |

### Triple Jump

### Stuttgart 1993

#### Final (Aug 21)

|    |                |     |                     |        |
|----|----------------|-----|---------------------|--------|
| 1, | Anna Biryukova | RUS | 15.09 <sup>WR</sup> | (0.5)  |
| 2, | Iolanda Chen   | RUS | 14.70               | (0.1)  |
| 3, | Iva Prandzheva | BUL | 14.23               | (-0.2) |

|     |                     |     |       |                             |
|-----|---------------------|-----|-------|-----------------------------|
| 4,  | Niurka Montalvo     | CUB | 14.22 | (0.2)                       |
| 5,  | Helga Radtke        | GER | 14.19 | (0.1)                       |
| 6,  | Antonella Capriotti | ITA | 14.18 | (-0.1)                      |
| 7,  | Šárka Kašpárková    | TCH | 14.16 | (0.1)                       |
| 8,  | Urszula Włodarczyk  | POL | 13.80 | (0.8)                       |
| 9,  | Michelle Griffith   | GBR | 13.69 | (0.1); 10, Jelena Blazevica |
| 10, | Jelena Blazevica    | LAT | 13.57 | (0.0); 11, Ljudmila Ninova  |
| 11, | Ljudmila Ninova     | AUT | 13.30 | (0.7); 12, Monica Toth      |
| 12, | Monica Toth         | ROU | 12.87 | (-0.6); Inna Lasovskaya     |
|     | Inna Lasovskaya     | RUS | NM    |                             |

| Series     | 1     | 2     | 3     | 4     | 5     | 6     |
|------------|-------|-------|-------|-------|-------|-------|
| Biryukova  | 14.62 | 14.77 | x     | 14.54 | 15.09 | x     |
| Chen       | x     | 13.78 | x     | x     | 14.48 | 14.70 |
| Prandzheva | 14.05 | x     | 13.65 | 14.07 | x     | 14.23 |
| Montalvo   | 13.63 | 13.81 | 13.76 | 13.67 | 14.22 | 14.18 |
| Radtke     | x     | 13.86 | x     | 14.01 | 13.77 | 14.19 |
| Capriotti  | 14.07 | 14.05 | 14.01 | 14.02 | 14.18 | 13.79 |
| Kašpárková | x     | 13.84 | x     | 14.09 | x     | 14.16 |
| Włodarczyk | 13.80 | 13.34 | 13.65 | 13.71 | 13.58 | 13.66 |

The inaugural title was won by a woman in her first season in this event who had failed to reach the Stuttgart long jump final. Biryukova started in style with 14.62, and improved to a personal best of 14.77 in round 2. Conversely, the world record holder Chen only just managed to qualify for her last three jumps.

By the start of the fifth round, Biryukova had a lead of 68cm from Kašpárková, who was about to plummet five places. The Russian increased her advantage with the first ever 15m triple jump – a world record of 15.09. The three phases of the jump were measured at 5.57, 4.47 and 5.05.

#### Qualifying round (13.75 or top 12 to final) (Aug 20)

**Group A qualifiers:** Radtke 14.14 (0.5); Chen 14.09 (-0.8); Kašpárková 13.98 (-0.8); Montalvo 13.68 (-0.2); Ninova 13.60 (0.8); Griffith 13.48 (0.2); Włodarczyk 13.43 (-0.3); Blazevica 13.43 (0.6)

**Non-qualifiers:** Concepción Paredes ESP 13.38 (-0.2); Sheila Hudson USA 13.29(-0.2); Petra Laux GER 13.22 (0.5); Marika Salminen FIN 12.69 (-0.2); Graciela Acosta URU 11.80 (-0.3); Ildikó Fekete HUN NM; Sylvie Kabore BUR DNS

**Group B qualifiers:** Lasovskaya 14.05 (-0.8); Biryukova 13.85 (-0.5); Prandzheva 13.78 (-0.2); Capriotti 13.52 (-0.1); Toth 13.48 (0.4)

**Non-qualifiers:** Rachel Kirby GBR 13.33 (-0.1); Zhanna Gureyeva BLR 13.30 (0.5); Caroline Honore FRA 13.09 (-1.1); Renata Nielsen DEN 12.96 (-0.2); Cynthia Rhodes USA 12.90 (0.5); Althea Moses BIZ 12.17 (0.1); Andrea Avila ARG NM; Ermelinda Shehu ALB NM; Anja Vokuhl GER NM; Agnieszka Stanczyk POL DNS

### Gothenburg 1995

#### Final (Aug 10)

|    |                 |     |                     |       |
|----|-----------------|-----|---------------------|-------|
| 1, | Inessa Kravets  | UKR | 15.50 <sup>WR</sup> | (0.9) |
| 2, | Iva Prandzheva  | BUL | 15.18               | (0.3) |
| 3, | Anna Biryukova  | RUS | 15.08               | (1.4) |
| 4, | Inna Lasovskaya | RUS | 14.90               | (1.2) |
| 5, | Rodica Petrescu | ROU | 14.82 <sup>w</sup>  | (2.5) |
| 6, | Ren Ruiping     | CHN | 14.25               | (1.7) |
| 7, | Zhanna Gureyeva | BLR | 14.22               | (0.8) |
| 8, | Barbara Lah     | ITA | 14.18 <sup>w</sup>  | (2.3) |

#### Legal bests:

|          |       |       |
|----------|-------|-------|
| Petrescu | 14.56 | (0.6) |
| Lah      | 14.02 | (0.7) |

9, Jelena Blazevica LAT 14.09 (0.2); 10, Yelena Govorova UKR 14.07 (0.5); 11, Iolanda Chen RUS 14.05 (1.9); 12, Michelle Griffith GBR 13.59 (1.5)

| Series     | 1     | 2     | 3                  | 4                  | 5                  | 6                  |
|------------|-------|-------|--------------------|--------------------|--------------------|--------------------|
| Kravets    | x     | x     | 15.50              | x                  | -                  | 14.55              |
| Prandzheva | 14.28 | 14.76 | 14.48              | 14.65              | 15.18              | 15.00              |
| Biryukova  | x     | 14.85 | 15.08              | x                  | 14.66              | x                  |
| Lasovskaya | x     | x     | 14.52              | 14.85              | x                  | 14.90              |
| Petrescu   | 14.44 | 14.56 | x                  | 14.82 <sup>w</sup> | 14.39 <sup>w</sup> | 14.64 <sup>w</sup> |
| Ren        | 14.09 | 13.87 | 14.25              | x                  | 12.31              | 13.45              |
| Gureyeva   | 14.22 | 13.97 | x                  | x                  | x                  | 13.80              |
| Lah        | 14.02 | x     | 14.18 <sup>w</sup> | x                  | x                  | x                  |

Three days after Jonathan Edwards's exploits there was another barrier-breaking world triple jump record in Gothenburg. Kravets added a phenomenal 41 centimetres to the previous record and became the first woman to triple jump more than 50 feet.



A world record attempt should have been the last thing on Kravets's mind. The Ukrainian was in trouble after fouling her first two jumps in the final. The reason for this, she explained afterwards, was that she found the runway so fast that she had increased the length of her usual runup. She also revealed that a photo of Edwards had provided her with inspiration before her crucial third jump. Instead of a "safe" jump, Kravets bounded to a world record of 15.50! It gave her the lead by 65 centimetres.

There had only been one legal 15-metre jump outdoors before the Gothenburg final. Afterwards there were five, because besides Kravets, defending champion Biryukova reached 15.08 in round 3. She was overtaken by Prandzheva, who went out to 15.18 in the fifth and 15.00 in the sixth. Kravets had a long foul in the fourth round and cleared 14.55 with her only other valid effort.

#### Qualifying round (14.05 or top 12 to final) (Aug 8)

**Group A qualifiers:** Chen 14.56w (2.9); Prandzheva 14.46 (0.7); Gureyeva 14.41w (2.5) & 13.95 (1.3); Lasovskaya 14.38 (1.4); Lah 14.17 (1.6); Govorova 14.05 (1.3)

**Non-qualifiers:** Šárka Kašpárková CZE 13.94 (0.2); Valérie Guiyoule FRA 13.92 (0.6); Diana Orrange USA 13.71 (1.4); Ashia Hansen GBR 13.61 (1.5); Monica Toth ROU 13.52 (0.9); Wu Lingmei CHN 13.43 (-0.3); Andrea Avila ARG 13.41w (2.8) & 12.92 (0.4); Kaisa Gustafsson FIN 13.18 (1.3); Nicola Martial GUY 12.95 (1.9); Elisa Pérez DOM 12.02 (0.1)

**Group B qualifiers:** Kravets 14.44w (2.4); Biryukova 14.38 (1.1); Blazevica 14.29 (1.9); Ren 14.17w (2.3); Petrescu 14.06w (3.5); Griffith 14.03 (1.1)

**Non-qualifiers:** Ramona Molzan GER 13.90w (2.2) & 13.43 (-0.1); Sheila Hudson USA 13.80 (1.3); Virge Naeris EST 13.76 (0.9); Concepción Paredes ESP 13.75 (1.2); Cynthia Rhodes USA 13.68 (0.9); Caroline Honoré FRA 13.41 (0.0); Betty Lise FRA 13.35 (0.5); Sonya Agbessi BEN 12.02 (1.9); Niurka Montalvo CUB 11.40 (1.1); Althea Moses BIZ NM

### Athens 1997

#### Final (Aug 4)

|     |                  |     |       |        |
|-----|------------------|-----|-------|--------|
| 1,  | Šárka Kašpárková | CZE | 15.20 | (0.0)  |
| 2,  | Rodica Mateescu  | ROU | 15.16 | (0.1)  |
| 3,  | Yelena Govorova  | UKR | 14.67 | (0.7)  |
| 4,  | Olga Vasdhéki    | GRE | 14.62 | (-0.9) |
| 5,  | Ashia Hansen     | GBR | 14.49 | (0.9)  |
| 6,  | Tereza Marinova  | BUL | 14.34 | (0.9)  |
| 7,  | Jeļena Blazevica | LAT | 14.06 | (-1.1) |
| 8,  | Betty Lise       | FRA | 14.03 | (0.2)  |
| 9,  | Gundega Sproģe   | LAT | 13.98 | (-0.8) |
| 10, | Petra Lobinger   | GER | 13.86 | (-1.4) |
| 11, | Cynthia Rhodes   | USA | 13.79 | (-0.4) |
| 12, | Zhanna Gureyeva  | BLR | 13.59 | (0.7)  |

| Series     | 1     | 2     | 3     | 4     | 5     | 6     |
|------------|-------|-------|-------|-------|-------|-------|
| Kašpárková | 14.86 | 14.65 | 15.01 | x     | 15.20 | 14.83 |
| Mateescu   | 15.16 | x     | 14.90 | 14.38 | 14.84 | 12.21 |
| Govorova   | 14.59 | 14.50 | x     | 14.58 | 14.67 | x     |
| Vasdhéki   | 14.39 | 14.36 | 14.26 | 14.46 | 14.62 | 14.60 |
| Hansen     | 13.99 | 14.36 | x     | 14.41 | 14.21 | 14.49 |
| Marinova   | 14.34 | 13.78 | x     | 14.10 | 14.09 | 12.54 |
| Blazevica  | x     | 14.06 | 13.88 | 13.78 | x     | x     |
| Lise       | 13.49 | 14.02 | x     | x     | 14.03 | 13.77 |

Despite the absence from Athens through injury of world record holder Kravets and 1997 world indoor champion Lasovskaya, and the dreadful injury sustained by 1993 world champion Biryukova in the qualifying contest (she ruptured a patella tendon), the final proved to be a thriller of the highest class.

Mateescu opened with a Romanian record of 15.16 for third place on the world all-time list but her Czech opponent, Kašpárková (formerly a 1.95 high jumper), was also in inspired form and set a national record of 15.01 in the third round prior to bounding out to 15.20 with her penultimate jump. That was a distance only Kravets had ever bettered. A Greek record of 14.62 briefly held third place for Vasdhéki until, later in the fifth round, Govorova cleared 5cm further.

British hope Hansen, suffering from a back injury after the first round, filled fifth place at 14.49; her 14.77 in leading the qualifiers would have won the bronze medal.

#### Qualifying Round (14.25 of top 12 to final) (Aug 2)

**Group A qualifiers:** Hansen 14.77 (0.2); Lise 14.50 (-0.1); Vasdhéki 14.49 (0.3); Kašpárková 14.44 (0.1); Govorova 14.39 (0.0); Gureyeva 14.35 (0.3); Blazevica 14.35 (1.1); Rhodes 14.25 (1.0)

**Non-qualifiers:** Yelena Donkina RUS 14.07 (1.0); Natalya Kayukova RUS 14.06 (1.1); Ren Ruiping CHN 14.06 (0.3); Heli Koivula FIN 13.85w (2.3); Suzette Lee JAM 13.82 (0.3); Zlatka Radukanova BUL 13.52 (-0.3); Jackie Edwards BAH 13.39 (-0.4); Anja Valant SLO 13.36 (0.6); Antonella Capriotti ITA 13.32 (0.0); Marija Martinović YUG 13.30 (0.3); Cristina Nicolau ROU 13.25 (-1.0); Shonda Swift USA NM; Oksana Zelinskaya KAZ DQ (r40.1) (13.39/1.8)

**Group B qualifiers:** Mateescu 14.57 (0.7); Marinova 14.28w (2.1) & 13.99 (0.1); Sproģe 14.22 (-0.8); Lobinger 14.17 (1.2)

**Non-qualifiers:** Yamilé Aldama CUB 14.09 (0.0); Galina Cistjaková SVK 14.02 (0.2); Yelena Khlusovich UKR 13.87 (0.3); Maria de Souza BRA 13.75 (-0.5); Yelena Stakhova BLR 13.71 (1.7); Barbara Lah ITA 13.70 (0.1); Dorthe Jensen DEN 13.69 (0.6); Michelle Griffith GBR 13.67 (0.5); Niambi Dennis USA 13.51 (0.3); Andrea Avila ARG 13.45 (1.1); Trecia Smith JAM 13.34 (-0.3); Maria Fleischmann GUA 12.18 (-0.2); Valérie Guiyoule FRA 11.37 (-0.4); Anna Biryukova RUS & Cristina Moruja POR NM

### Seville 1999

#### Final (Aug 24)

|     |                    |     |       |        |
|-----|--------------------|-----|-------|--------|
| 1,  | Paraskeví Tsiamíta | GRE | 14.88 | (0.2)  |
| 2,  | Yamilé Aldama      | CUB | 14.61 | (-0.4) |
| 3,  | Olga Vasdhéki      | GRE | 14.61 | (0.2)  |
| 4,  | Tatyana Lebedyeva  | RUS | 14.55 | (0.7)  |
| 5,  | Iva Prandzheva     | BUL | 14.54 | (0.0)  |
| 6,  | Šárka Kašpárková   | CZE | 14.54 | (1.2)  |
| 7,  | Yelena Govorova    | UKR | 14.47 | (-0.3) |
| 8,  | Cristina Nicolau   | ROU | 14.38 | (0.4)  |
| 9,  | Oksana Rogova      | RUS | 14.16 | (-0.1) |
| 10, | Baya Rahouli       | ALG | 14.00 | (0.7)  |
| 11, | Adelina Gavrilă    | ROU | 13.87 | (-0.2) |
| 12, | Ashia Hansen       | GBR | 13.39 | (-0.4) |

| Series     | 1     | 2     | 3     | 4     | 5     | 6     |
|------------|-------|-------|-------|-------|-------|-------|
| Tsiamita   | 14.88 | x     | 14.59 | x     | 14.35 | x     |
| Aldama     | 14.34 | 14.61 | 12.87 | 14.32 | 14.21 | 12.73 |
| Vasdhéki   | x     | x     | 14.20 | 14.33 | 14.61 | x     |
| Lebedyeva  | 14.01 | 14.40 | 14.55 | 14.49 | x     | 14.47 |
| Prandzheva | x     | 14.54 | 14.32 | 14.18 | x     | 14.36 |
| Kašpárková | 14.54 | 14.33 | 14.23 | 14.34 | 14.08 | 14.25 |
| Govorova   | x     | 14.30 | 14.47 | 13.94 | x     | 14.03 |
| Nicolau    | 14.38 | 12.66 | 13.96 | 13.51 | x     | 14.33 |

Few athletes have risen quite so fast from obscurity to world champion as Tsiamita. In 1998 she improved drastically from a best of 13.27 to 14.23, placing ninth in the European Championships. Prior to Seville in 1999 she progressed to 14.94.

In the qualifying round the 27 year-old Greek, powerful but technically ragged, jumped fully 60cm more than anyone else with a national record of 15.07, and she confirmed her supremacy in the final. She opened with 14.88 and that was that. Nobody else could jump further than 14.61. Lebedyeva, who had shared top place on the world year list beforehand, was in tears afterwards as she placed fourth behind Aldama and Vasdhéki, the Cuban winning silver ahead of the other Greek on countback. Also distraught was World Indoor Champion Hansen, who followed two fouls with a despairing effort from a vast distance behind the board. An even sadder sight was world record holder Kravets, 22nd out of 25 in the qualifying with a dismal 13.49.

#### Qualifying round (14.20 or top 12 to final) (Aug 22)

**Group A qualifiers:** Tsiamita 15.07 (-0.6); Prandzheva 14.39 (-0.2); Rogova 14.30 (0.0); Aldama 14.29 (-0.1); Gavrilă 14.20 (0.5)

**Non-qualifiers:** Françoise Mbango CMR 14.12 (0.1); Eva Dolezalová CZE 14.11 (-0.1); Ren Ruiping CHN 13.90 (0.1); Natalya Safronova BLR 13.89 (-0.5); Stacey Bowers USA 13.58 (-0.3); Inessa Kravets UKR 13.49 (-0.3); Anja Valant SLO 13.06 (-0.3)

**Group B qualifiers:** Nicolau 14.47 (0.7); Rahouli 14.30 (-0.4); Hansen 14.28 (1.0); Vasdhéki 14.27 (0.0); Lebedyeva 14.26 (-0.2); Kašpárková 14.22 (-0.2); Govorova 14.21 (0.0)

**Non-qualifiers:** Miao Chunqing CHN 13.92 (-0.5); Kéné Ndoye SEN 13.90 (1.3); Viktoriya Brigadnaya TKM 13.84 (0.0); Wu Lingmei CHN 13.83 (-0.2); Heli Koivula FIN 13.33 (-0.1); Concepción Paredes ESP NM

### Edmonton 2001

#### Final (Aug 10)

|    |                   |     |       |        |
|----|-------------------|-----|-------|--------|
| 1, | Tatyana Lebedyeva | RUS | 15.25 | (-0.8) |
| 2, | Françoise Mbango  | CMR | 14.60 | (-0.6) |
| 3, | Tereza Marinova   | BUL | 14.58 | (-1.3) |

|    |                   |       |         |                         |       |         |     |                       |       |         |                           |       |        |
|----|-------------------|-------|---------|-------------------------|-------|---------|-----|-----------------------|-------|---------|---------------------------|-------|--------|
| 4, | Magdelín Martínez | ITA   | 14.52   | (0.9)                   |       |         |     |                       |       |         |                           |       |        |
| 5, | Heli Koivula      | FIN   | 14.28   | (0.2)                   |       |         |     |                       |       |         |                           |       |        |
| 6, | Cristina Nicolau  | ROU   | 14.17   | (-1.1)                  |       |         |     |                       |       |         |                           |       |        |
| 7, | Ashia Hansen      | GBR   | 14.10   | (-0.6)                  |       |         |     |                       |       |         |                           |       |        |
| 8, | Trecia Smith      | JAM   | 13.92   | (-1.3)                  |       |         |     |                       |       |         |                           |       |        |
| 9, | Olga Bolshova MDA | 13.86 | (-0.5); | 10, Yelena Govorova UKR | 13.85 | (-1.5); | 11, | Camilla Johansson SWE | 13.84 | (-0.2); | 12, Natalia Safronova BLR | 13.82 | (-1.5) |

| Series   | 1     | 2     | 3     | 4     | 5     | 6     |
|----------|-------|-------|-------|-------|-------|-------|
| Lebedeva | 15.11 | 14.93 | x     | x     | x     | 15.25 |
| Mbango   | 14.26 | 14.43 | x     | 14.23 | 14.44 | 14.60 |
| Marinova | 14.36 | 14.58 | 14.33 | 14.12 | 14.54 | 14.57 |
| Martínez | 14.52 | 13.83 | 14.04 | x     | 14.29 | 14.28 |
| Koivula  | 13.70 | 13.85 | 14.14 | x     | 14.05 | 14.28 |
| Nicolau  | x     | 14.09 | 14.10 | 14.17 | 13.94 | 12.32 |
| Hansen   | 14.00 | x     | 13.76 | 14.10 | 13.95 | 14.07 |
| Smith    | 13.75 | 13.92 | 1.11  | x     | 13.85 | x     |

Lebedeva made up for her fourth place in Seville with a crushing victory, which was sealed with her first-round effort of 15.11. By the halfway point Olympic Champion Marinova was second (14.58) and Martínez – a Cuban adopted by Italy – third on 14.52.

The Russian followed her big jump with 14.93 and three fouls. In the final round, Mbango leapt 14.60 and rose to second spot. Marinova responded with 14.57, then it was up to Lebedeva to finish the contest in the knowledge that she was the champion. She hit the board perfectly to hop 5.52, step 4.21 and jump 5.52 for a total distance of 15.25, the third-longest ever and arguably the greatest of all the women's performances in Edmonton.

In her celebration she almost tripped on a cable when rushing to meet her coach. Afterwards, she paid special thanks to the crowd and joked that the attempt at dying her hair in the three colours of the Russian flag had not worked as her natural hair colour was too dark.

#### Qualifying round (14.05 or top 12 to final) (Aug 8)

**Group A qualifiers:** Marinova 14.89w (3.0); Mbango 14.64 (0.1); Koivula 14.28 (-0.2); Smith 14.15w (2.5)

**Non-qualifiers:** Tiombe Hurd USA 13.96w (2.1) & 13.72 (0.8); Yelena Oleynikova RUS 13.95 (0.8); Adelina Gavrilu ROU 13.91w (3.1) & 13.86 (0.7); Olga Yershova RUS 13.87 (1.6); Nicole Herschmann GER 13.81 (1.4); Lilianna Zagacka POL 13.65 (-0.5); Yelena Parfyonova KAZ 13.63w (3.0) & 12.62 (-0.6); Carlota Castrejana ESP DNS

**Group B qualifiers:** Martínez 14.59 (1.9); Nicolau 14.56w (2.5); Hansen 14.51 (1.1); Govorova 14.48w (2.2); Lebedeva 14.35 (-0.9); Safronova 14.20 (1.7); Johansson 14.17w (3.3) & 14.02 (1.7); Bolshova 14.11 (1.3)

**Non-qualifiers:** Yuliana Pérez USA 13.69w (2.7) & 13.63 (0.1); Michelle Hastick CAN 13.54w (2.8); Anja Valant SLO 13.16 (0.3); Viktoriya Brigadnaya TKM NM

## Paris 2003

#### Final (Aug 26)

|    |                    |     |       |        |
|----|--------------------|-----|-------|--------|
| 1, | Tatyana Lebedeva   | RUS | 15.18 | (-0.2) |
| 2, | Françoise Mbango   | CMR | 15.05 | (-0.7) |
| 3, | Magdelín Martínez  | ITA | 14.90 | (-0.2) |
| 4, | Anna Pyatykh       | RUS | 14.72 | (-0.4) |
| 5, | Mabel Gay          | CUB | 14.52 | (0.0)  |
| 6, | Barbara Lah        | ITA | 14.38 | (0.6)  |
| 7, | Yelena Govorova    | UKR | 14.38 | (0.1)  |
| 8, | Chrisopiýí Devetzí | GRE | 14.34 | (0.5)  |

9, Adelina Gavrilu ROU 14.29 (0.0); 10, Kéné Ndoye SEN 14.29 (0.0); 11, Baya Rahouli ALG 14.26 (-0.1); 12, Olga Vasdhéki GRE 14.08 (0.3); 13, Huang Qiuyan CHN 13.98 (-0.6); 14, Yelena Oleynikova RUS 13.92 (0.2)

| Series   | 1     | 2     | 3     | 4     | 5     | 6     |
|----------|-------|-------|-------|-------|-------|-------|
| Lebedeva | 14.80 | 14.97 | 15.16 | 14.18 | x     | x     |
| Mbango   | 14.77 | 15.05 | 14.78 | 14.85 | 15.02 | x     |
| Martínez | 14.67 | 14.75 | 14.66 | 14.64 | 14.90 | 14.86 |
| Pyatykh  | 14.64 | 14.62 | 14.72 | 14.70 | x     | 14.64 |
| Gay      | x     | 14.24 | 14.52 | 14.38 | 14.49 | x     |
| Lah      | 14.38 | x     | 14.37 | 14.27 | 14.34 | x     |
| Govorova | 14.38 | 14.31 | 14.18 | 14.20 | 14.20 | x     |
| Devetzí  | 14.34 | x     | 14.21 | 13.77 | x     | 14.10 |

The first two were the same as in Edmonton, but Mbango closed the gap on Lebedeva who had given birth since her 2001 gold. The Cameroon jumper, who did much of her training in Paris, opened with 14.77. This was quickly bettered by the 14.80 of Lebedeva who was the last to go in each round. In the second Mbango – with hair dyed in national colours of red, green and yellow – went ahead with a new

African record of 15.05. Lebedeva responded with 14.97 in the second then 15.16 in the third, an effort which included a notable 6.11 jump phase. In round 4, the 27 year-old Russian displayed great accuracy on the take-off board (one centimetre to spare) and bounded out to 15.18 (5.51, 3.85 & 5.82). Martínez held third place throughout the contest. Lebedeva became the first Edmonton champion to win again in Paris.

#### Qualifying round (14.15 or top 12 to final) (Aug 24)

**Group A qualifiers:** Martínez 14.73 (0.7); Lebedeva 14.62 (0.1); Vasdhéki 14.50 (1.2); Gay 14.43 (0.1); Huang 14.26 (0.5); Oleynikova 14.24 (0.6); Rahouli 14.22 (-0.5); Govorova 14.16 (-0.3)

**Non-qualifiers:** Natalya Safronova BLR 14.05 (0.3); Olga Bolshova MDA 13.95 (0.9); Yuliana Pérez USA 13.89 (-0.1); Carlota Castrejana ESP 13.83 (0.2); Maria Dimitrova BUL 13.61 (0.1); Cristina Nicolau ROU 13.48 (0.4); Suzette Lee JAM 13.43 (1.3)

**Group B qualifiers:** Gavrilu 14.45 (0.1); Mbango 14.37 (0.5); Devetzí 14.34 (-0.2); Pyatykh 14.28 (0.5); Lah 14.45 (0.9); Ndoye 14.20 (0.3)

**Non-qualifiers:** Heli Koivula-Kruger FIN 14.10 (0.6); Yusmay Bicet CUB 14.06 (0.9); Simona La Mantia ITA 14.05 (0.4); Camilla Johansson SWE 13.87 (-0.2); Nadezhda Bazhenova RUS 13.77 (0.3); Šárka Kašpárková CZE 13.75 (0.0); Tatyana Bocharova KAZ 13.40 (0.4); Zhang Hao CHN NM

## Helsinki 2005

#### Final (Aug 7)

|    |                    |     |       |        |
|----|--------------------|-----|-------|--------|
| 1, | Trecia Smith       | JAM | 15.11 | (0.8)  |
| 2, | Yargelis Savigne   | CUB | 14.82 | (0.7)  |
| 3, | Anna Pyatykh       | RUS | 14.78 | (-0.5) |
| 4, | Yamilé Aldama      | SUD | 14.72 | (0.8)  |
| 5, | Chrisopiýí Devetzí | GRE | 14.64 | (0.3)  |
| 6, | Kéné Ndoye         | SEN | 14.47 | (0.5)  |
| 7, | Baya Rahouli       | ALG | 14.40 | (1.1)  |
| 8, | Magdelín Martínez  | ITA | 14.31 | (1.4)  |

9, Huang Qiuyan CHN 14.21 (0.6); 10, Viktoriya Gurova RUS 13.96 (0.1); 11, Carlota Castrejana ESP 13.86 (1.6); Tatyana Lebedeva RUS DNS

| Series   | 1     | 2     | 3     | 4     | 5     | 6     |
|----------|-------|-------|-------|-------|-------|-------|
| Smith    | x     | 14.67 | 14.51 | 14.91 | 15.11 | 15.01 |
| Savigne  | 13.09 | 14.73 | 14.36 | 14.71 | 14.82 | 14.73 |
| Pyatykh  | 14.38 | 14.75 | 14.31 | 14.66 | 14.77 | 14.78 |
| Aldama   | 14.72 | 14.56 | 14.56 | 14.47 | 14.69 | 14.64 |
| Devetzí  | x     | 14.64 | 14.44 | x     | x     | 14.26 |
| Ndoye    | 13.73 | 14.41 | x     | x     | 14.47 | x     |
| Rahouli  | 14.40 | 14.27 | 14.40 | 14.23 | x     | 13.11 |
| Martínez | x     | 14.13 | 14.31 | x     | 14.04 | x     |

Tatyana Lebedeva, winner in 2001 and 2003, was the prohibitive favourite, but an Achilles tendon injury meant she had to withdraw from the final. Aldama led with 14.72 at the end of round one, but four jumps later she was third behind Pyatykh (14.75) and Savigne (14.73). Smith took the lead in round four at 14.91 despite taking off 39.8cm behind the board. She progressed to 15.11 (5.31 hop, 4.60 step and 5.20 jump) in the next round. Both Savigne (14.82) and Pyatykh (14.77) reacted well, but Smith was clearly superior on the day, and she finished with 15.01 to consolidate her victory, with only Pyatykh (14.78) improving in the final round. Smith stood on the medal podium with a crutch to support an ankle she had injured during the final.

#### Qualifying round (14.35 or top 12 to final) (Aug 6)

**Group A qualifiers:** Savigne 14.47 (1.2); Martínez 14.46 (-0.2); Pyatykh 14.40 (-1.3); Gurova 14.38 (1.5); Aldama 14.36 (1.2); Rahouli 14.17 (1.0)

**Non-qualifiers:** Natalya Safronova BLR 14.09 (0.9); Anastasiya Zhuravlyeva UZB 13.97 (0.5); Dana Veldaková SVK 13.84 (-1.1); Natalia Kipeläinen FIN 13.66 (0.8); Tatyana Dyachenko UKR 13.32 (-0.5); Athanasía Pérra GRE & Yelena Parfenova KAZ NM

**Group B qualifiers:** Devetzí 14.72 (0.7); Smith 14.69w (3.0); Huang 14.22 (-0.2); Castrejana 14.20 (-0.5); Lebedeva 14.15 (-0.2); Ndoye 14.11 (1.4)

**Non-qualifiers:** Simona La Mantia ITA 14.00 (-0.3); Snezana Vukmirovic SLO 13.88 (-1.1); Mabel Gay CUB 13.83 (0.8); Maria Dimitrova BUL 13.79w (2.2) & 13.32 (-0.2); Nadezhda Bazhenova RUS 13.78 (1.3); Šárka Kašpárková CZE 13.69 (0.2); Erica McLain USA 13.29 (-0.8)

## X

## Osaka 2007

#### Final (Aug 31)

|    |                  |     |       |       |
|----|------------------|-----|-------|-------|
| 1, | Yargelis Savigne | CUB | 15.28 | (0.9) |
| 2, | Tatyana Lebedeva | RUS | 15.07 | (0.8) |
| 3, | Anna Pyatykh     | RUS | 14.88 | (0.3) |
| 4, | Marija Šestak    | SLO | 14.72 | (0.2) |

|                      |     |              |                   |     |              |                    |     |               |                   |     |                           |
|----------------------|-----|--------------|-------------------|-----|--------------|--------------------|-----|---------------|-------------------|-----|---------------------------|
| 5, Magdelín Martínez | ITA | 14.71        | (1.3)             |     |              |                    |     |               |                   |     |                           |
| 6, Olga Saladukha    | UKR | 14.60        | (0.7)             |     |              |                    |     |               |                   |     |                           |
| 7, Xie Limei         | CHN | 14.50        | (0.9)             |     |              |                    |     |               |                   |     |                           |
| 8, Keila Costa       | BRA | 14.40        | (1.1)             |     |              |                    |     |               |                   |     |                           |
| 9, Olesya Bufalova   | RUS | 14.39 (0.7); | 10, Olga Rypakova | KAZ | 14.32 (1.4); | 11, Dana Veldáková | SVK | 14.09 (-0.1); | Hrysopiýi Devetzí | GRE | DQ (r40.1) (15.04) (-0.2) |

**Rightful finalist:** Carlota Castrejana ESP

| Series    | 1     | 2     | 3      | 4     | 5     | 6      |
|-----------|-------|-------|--------|-------|-------|--------|
| Savigne   | 15.28 | x     | 14.74w | 14.73 | x     | -      |
| Lebedeva  | 14.75 | 14.79 | 14.78  | x     | 15.07 | 15.01  |
| Pyatykh   | x     | x     | 14.55  | 14.78 | x     | 14.88  |
| Šestak    | 14.72 | 14.63 | 14.45  | 14.71 | 14.34 | 14.27  |
| Martinez  | x     | 14.52 | 14.71  | 14.52 | x     | 14.62  |
| Saladukha | 14.60 | 14.34 | x      | 14.36 | 14.22 | 14.16  |
| Xie       | 14.29 | 14.41 | 14.26  | 14.26 | 14.50 | 14.30  |
| Costa     | 14.40 | 13.82 | 14.24  |       |       |        |
| [Devetzí  | 15.04 | x     | x      | x     | x     | 14.75] |

Lebedeva was the favourite, having jumped 15.14 earlier in the season, though both Devetzí and Savigne were threats, the latter having jumped 15.09 before Osaka, while Devetzí produced that same distance to lead the qualifying round.

The consistent Greek began the final with 15.04, but was quickly overtaken by Savigne who moved to sixth all-time with 15.28. Lebedeva began with 14.75, 14.79 and 14.78, before spanning 15.07 in the fifth round. While Savigne and Devetzí were unable to get beyond 14.75 after round one, Lebedeva produced her fifth jump of the day at that level with her final effort of 15.01. However, the champion from 2001 and 2003 could never quite get on terms with the fluid Cuban.

Devetzí went on to duplicate her Osaka bronze at the Beijing Olympics, but in September 2016 it was established that a re-test of her doping sample from the 2007 World Championships had proved positive. She was given a four-year suspension and all her results between and including the 2007 and 2009 World Championships were annulled. Pyatykh therefore repeated her Helsinki bronze, eventually.

In November 2016 Devetzí was formally stripped of her Olympic medal by the IOC. They reported that a further reanalysis of her samples from Beijing 2008 resulted in a positive test for the prohibited substance stanozolol.

#### Qualifying round (14.40 or top 12 to final) (Aug 29)

**Group A qualifiers:** Savigne 14.67 (-0.3); Šestak 14.58 (0.7); Pyatykh 14.51 (-0.2); Rypakova 14.41 (-0.3); Costa 14.36 (0.3); Veldáková 14.20 (-0.3)

**Non-qualifiers:** Carlota Castrejana ESP 14.16 (0.0); Athanasia Pérra GRE 14.15 (-0.8); Adelina Gavriila ROU 14.02 (-0.3); Theresa Nzola FRA 13.94 (0.3); Tânia da Silva BRA 13.81 (-0.2); Li Qian CHN 13.63 (0.7); Trecia Smith JAM 13.47 (-0.3); Anastasiya Juravleva UZB 13.31 (0.0); Maria Natalia Londa INA 12.94 (0.3); Fumiyo Yoshida JPN 12.62 (0.0)

**Group B qualifiers:** Martínez 14.62 (0.2); Lebedeva 14.57 (0.1); Saladukha 14.43 (-0.2); Bufalova 14.40 (-0.5); Xie 14.34 (-0.4); Devetzí DQ (r40.1) (15.09) (-0.5)

**Non-qualifiers:** Arianna Martínez CUB 14.01 (0.0); Shani Marks USA 13.90 (0.0); Małgorzata Trybanska POL 13.90 (0.3); Patricia Sarrapio ESP 13.55 (0.0); Yelena Parfenova KAZ 13.52 (-0.5); Yamilé Aldama SUD 13.46 (-0.2); Chinonye Ohadugha NGR 13.32 (0.7); Mariya Dimitrova BUL NM; Maurren Maggi BRA DNS

### Berlin 2009

#### Final (Aug 17)

|                     |     |               |                   |     |               |                          |     |              |                        |     |              |
|---------------------|-----|---------------|-------------------|-----|---------------|--------------------------|-----|--------------|------------------------|-----|--------------|
| 1, Yargelis Savigne | CUB | 14.95         | (1.3)             |     |               |                          |     |              |                        |     |              |
| 2, Mabel Gay        | CUB | 14.61         | (-0.2)            |     |               |                          |     |              |                        |     |              |
| 3, Anna Pyatykh     | RUS | 14.58         | (-0.4)            |     |               |                          |     |              |                        |     |              |
| 4, Biljana Topić    | SRB | 14.52         | (-0.1)            |     |               |                          |     |              |                        |     |              |
| 5, Trecia Smith     | JAM | 14.48         | (-0.2)            |     |               |                          |     |              |                        |     |              |
| 6, Tatyana Lebedeva | RUS | 14.37         | (0.0)             |     |               |                          |     |              |                        |     |              |
| 7, Cristina Bujin   | ROU | 14.26         | (-0.2)            |     |               |                          |     |              |                        |     |              |
| 8, Dana Veldáková   | SVK | 14.25         | (-0.2)            |     |               |                          |     |              |                        |     |              |
| 9, Xie Limei        | CHN | 14.16 (-0.1); | 10, Olga Rypakova | KAZ | 13.91 (-0.2); | 11, Teresa Nzola Meso Ba | FRA | 13.79 (0.0); | 12, Gisele de Oliveira | BRA | 13.19 (-0.2) |

| Series    | 1     | 2     | 3     | 4     | 5     | 6     |
|-----------|-------|-------|-------|-------|-------|-------|
| Savigne   | 14.45 | 14.14 | 14.89 | 14.85 | 14.95 | 14.39 |
| Gay       | 13.87 | 14.50 | x     | 14.61 | 14.48 | 14.04 |
| Pyatykh   | 13.72 | 14.23 | 13.66 | 14.58 | 14.46 | 14.53 |
| Topić     | 14.21 | 14.38 | 14.27 | 14.52 | 14.43 | 14.10 |
| Smith     | 14.31 | x     | x     | 14.41 | 14.48 | x     |
| Lebedeva  | x     | 14.37 | 14.23 | 14.22 | 14.26 | 14.28 |
| Bujin     | 14.26 | 14.00 | 14.03 | 14.20 | 14.16 | 14.15 |
| Veldáková | 14.25 | x     | 12.86 | 14.14 | 14.19 | 14.13 |

Savigne retained the title she had won in Osaka, and gained her third consecutive medal, but jumped more than 30cm less than she had managed in 2007. The general low level of the competition made observers wonder if there was a problem with the run-up, but the subsequent men's competition was of good quality. Gay edged Pyatykh for silver 14.61 to 14.58, but that jump would not have won a medal in five of the previous World Championships. Of the finalists, only Topić set a personal best, improving her national record to 14.52.

#### Qualifying round (14.45 or top 12 to final) (Aug 15)

**Group A qualifiers:** Savigne 14.53 (-1.5); Lebedeva 14.45 (-1.2); Nzola 14.32 (0.9); Pyatykh 14.27 (0.2); Veldáková 14.25 (-1.0)

**Non-qualifiers:** Yamilé Aldama SUD 14.11 (0.1); Petia Dacheva BUL 14.11 (0.6); Kimberly Williams JAM 14.08 (0.9); Snežana Rodic SLO 13.92 (0.0); Svetlana Bolshakova BEL 13.89 (0.3); Magdelín Martínez ITA 13.87 (-0.4); Martina Šestáková CZE 13.84 (-0.9); Irina Litvinenko KAZ 13.82 (0.1); Shani Marks USA 13.67 (0.3); Paraskeví Papahristou GRE 13.58 (0.8); Liliya Kulyk UKR 13.41 (-1.8); Erica McLain USA 13.39 (-0.3); Patricia Sylvester GRN 13.22 (0.9)

**Group B qualifiers:** Xie 14.62 (0.5); Gay 14.53 (-1.2); Topić 14.37 (0.3); Bujin 14.29 (0.3); Smith 14.21 (0.1); de Oliveira 14.14 (0.6); Rypakova 14.13 (-0.7)

**Non-qualifiers:** Małgorzata Trybanska POL 14.06 (1.2); Shakeema Welsch USA 14.01w (3.2); Svitlana Mamyeyeva UKR 13.92 (0.7); Nataliya Yastrebova UKR 13.74 (-0.8); Athanasia Pérra GRE 13.69 (0.2); Marija Šestak SLO 13.69 (-0.8); Nadezhda Alekhina RUS 13.60 (-0.7); Vanessa Gladone FRA 13.51 (0.8); Katja Demut GER 11.38 (-1.3)

### Daegu 2011

#### Final (Sep 1)

|                       |     |               |                   |     |              |                    |     |              |                 |     |             |
|-----------------------|-----|---------------|-------------------|-----|--------------|--------------------|-----|--------------|-----------------|-----|-------------|
| 1, Olga Saladukha     | UKR | 14.94         | (0.2)             |     |              |                    |     |              |                 |     |             |
| 2, Olga Rypakova      | KAZ | 14.89         | (0.2)             |     |              |                    |     |              |                 |     |             |
| 3, Caterine Ibargüen  | COL | 14.84         | (0.4)             |     |              |                    |     |              |                 |     |             |
| 4, Mabel Gay          | CUB | 14.67         | (0.4)             |     |              |                    |     |              |                 |     |             |
| 5, Yamilé Aldama      | GBR | 14.50         | (0.4)             |     |              |                    |     |              |                 |     |             |
| 6, Yargelis Savigne   | CUB | 14.43         | (0.0)             |     |              |                    |     |              |                 |     |             |
| 7, Anna Krylova       | RUS | 14.23         | (0.2)             |     |              |                    |     |              |                 |     |             |
| 8, Baya Rahouli       | ALG | 14.12         | (0.2)             |     |              |                    |     |              |                 |     |             |
| 9, Natalia lastrebova | UKR | 14.12 (-0.1); | 10, Biljana Topić | SRB | 14.03 (0.0); | 11, Dana Veldáková | SVK | 13.96 (0.1); | 12, Keila Costa | BRA | 13.72 (0.0) |

| Series    | 1     | 2     | 3     | 4     | 5     | 6     |
|-----------|-------|-------|-------|-------|-------|-------|
| Saladukha | 14.94 | 13.64 | 14.68 | 14.65 | 14.22 | 14.48 |
| Rypakova  | x     | 14.72 | x     | x     | 14.89 | 14.54 |
| Ibargüen  | 14.64 | 14.67 | 13.76 | 14.81 | 14.84 | 14.80 |
| Gay       | 14.45 | 14.31 | x     | 14.53 | 14.67 | 14.18 |
| Aldama    | 14.50 | x     | x     | x     | x     | 14.33 |
| Savigne   | 14.43 | x     | x     | -     | -     | -     |
| Krylova   | 13.89 | 14.23 | x     | 14.09 | x     | 14.06 |
| Rahouli   | 13.95 | 13.79 | 14.12 | x     | 14.03 | 13.97 |

Savigne was aiming for a third consecutive title, and with a 3-1 record against European Champion Saladukha in 2011 she was favoured to achieve that goal. Unfortunately a thigh injury kept her down to 14.43, and she retired after three rounds. Leading at that point was Saladukha who reached 14.94 with her opening jump, and her closest rivals were Rypakova (14.72) and Ibargüen (14.67). The Colombian moved into second place in the fourth round with 14.81 and improved to 14.84 (14.94 from take-off) in the fifth. The next jump was Rypakova's riposte - 14.89 (15.04 from toe to heel), and the medals were settled, despite another 14.80 effort by Ibargüen. She won Colombia's second-ever world medal, four days after Luis Fernando López won their first in the men's 20Km walk.

#### Qualifying round (14.45 or top 12 to final) (Aug 30)

**Group A qualifiers:** Gay 14.53 (0.1); Ibargüen 14.52 (0.1); Saladukha 14.40 (0.5); Krylova 14.31 (0.7); lastrebova 14.21 (0.1); Costa 14.15 (0.6)

**Non-qualifiers:** Yarianna Martínez CUB 14.07 (-0.1); Simona La Mantia ITA 14.06 (0.8); Irina Ektova KAZ 14.01 (0.3); Mayookha Johnny IND 13.99 (0.2); Niki Panéttá GRE 13.97 (0.1); Marija Šestak SLO 13.87 (0.3); Valeriya Kanatova UZB 13.86 (0.0); Patricia Mamona POR 13.59 (0.8); Li Yanmei CHN 13.52 (0.3); Jung Hye-Kyung KOR 13.50 (0.2); Amanda Smock USA 13.48 (-0.3)

**Group B qualifiers:** Savigne 14.62 (0.4); Aldama 14.35 (0.7); Rypakova 14.33 (0.0); Rahouli 14.30 (-0.1); Veldáková 14.28 (-0.2); Topić 14.21 (0.1)

**Non-qualifiers:** Kimberly Williams JAM 14.06 (0.2); Paraskeví Papahristou GRE 14.05 (-0.1); Anastasiya Juravlyeva UZB 14.00 (0.3); Dailenys Alcántara CUB 13.78 (-0.8); Aleksandra Kotlyarova UZB 13.78 (0.1); Xie Limei CHN 13.75 (0.3); Andriyana Bănova BUL 13.66 (0.0); Anna Jagaciak POL 13.57 (-0.3); Ruslana Tsykhotska UKR 13.28 (0.3); Sarah Nambawa UGA 13.22 (-0.1); Patricia Sarrapio ESP 13.12 (0.2)



## Moscow 2013

### Final (Aug 15)

|    |                    |       |        |  |
|----|--------------------|-------|--------|--|
| 1, | Caterine Ibarгүйen | COL   | 14.85  | (0.2)  |
| 2, | Yekaterina Koneva  | RUS   | 14.81  | (0.9)  |
| 3, | Olga Saladukha     | UKR   | 14.65  | (0.9)  |
| 4, | Kimberly Williams  | JAM   | 14.62  | (0.6)  |
| 5, | Mabel Gay          | CUB   | 14.45  | (1.2)  |
| 6, | Hanna Knyazyeva    | ISR   | 14.33  | (0.1)  |
| 7, | Anna Pyatykh       | RUS   | 14.29  | (0.5)  |
| 8, | Irina Gumenyuk     | RUS   | 14.15  | (0.8)  |
| 9, | Snežana Rodić SLO  | 14.13 | (0.2); | 10, Anna Jagaciak POL 13.95 (0.2); 11, Dana Veldáková SVK 13.84 (0.8); 12, Athanasía Pérra GRE 13.75 (0.7) |

| Series    | 1     | 2     | 3     | 4     | 5     | 6     |
|-----------|-------|-------|-------|-------|-------|-------|
| Ibarгүйen | x     | 14.85 | 14.69 | 14.83 | x     | x     |
| Koneva    | 14.29 | 14.81 | 14.59 | 14.33 | 14.79 | 12.18 |
| Saladukha | 14.42 | 14.65 | 14.33 | 14.51 | 14.60 | 14.49 |
| Williams  | x     | 13.98 | 14.17 | 14.62 | x     | x     |
| Gay       | 14.28 | 14.38 | 13.83 | 14.45 | 14.29 | x     |
| Knyazyeva | 14.33 | 14.19 | x     | x     | 14.14 | x     |
| Pyatykh   | 14.29 | 11.68 | 14.08 | 14.21 | 14.22 | 14.20 |
| Gumenyuk  | x     | x     | 14.15 | x     | 13.98 | x     |

In 10 world championships to 2011 only once had the title been won with a jump below 14.90, and the average winning distance was 15.13. In Moscow, a winning jump of 14.85 (14.948 from take-off) sufficed, and Ibarгүйen's second best jump of 14.83 (14.927) would also have been enough to take the title. Saladukha led the field at the end of the first round with a mediocre 14.42, and was superseded when returning drug offender Koneva jumped a personal best 14.81. Ibarгүйen had her winning effort a further two jumps after that, with phases of 5.58, 4.01 and 5.26. Saladukha then settled the medal positions with 14.65. The 37 succeeding jumps made no difference to the top seven apart from Williams's 14.62 which secured fourth spot. Colombia won its first ever gold medal in the World Championships.

### Qualifying round (14.30 or top 12 to final) (Aug 13)

**Group A qualifiers:** Saladukha 14.69 (0.4); Knyazyeva 14.46 (0.6); Williams 14.36 (0.4); Gumenyuk 14.30 (0.6); Gay 14.17 (1.1); Veldáková 13.88 (1.3)

**Non-qualifiers:** Keila Costa BRA 13.82 (-0.4); Niki Panéttá GRE 13.69 (0.9); Irina Ektova KAZ 13.37 (0.8); Anastasiya Juravlyeva UZB 13.32 (1.6); Sarah Nambawa UGA 13.31 (1.9)

**Group B qualifiers:** Ibarгүйen 14.52 (0.5); Pyatykh 14.34 (0.5); Koneva 14.30 (0.7); Rodić 14.17 (1.0); Jagaciak 13.96 (0.3); Pérra 13.92 (0.2)

**Non-qualifiers:** Simona La Mantia ITA 13.80 (-0.2); Ruslana Tsyhotska UKR 13.51 (0.1); Baya Rahouli ALG 13.41 (0.3); Natalia Viatkina BLR 13.19 (0.9)

## Beijing 2015

### Final (Aug 24)

|     |                           |       |       |                                       |
|-----|---------------------------|-------|-------|---------------------------------------|
| 1,  | Caterine Ibarгүйen        | COL   | 14.90 | (0.1)                                 |
| 2,  | Hanna Minenko             | ISR   | 14.78 | (-0.1)                                |
| 3,  | Olga Rypakova             | KAZ   | 14.77 | (0.1)                                 |
| 4,  | Gabriela Petrova          | BUL   | 14.66 | (0.4)                                 |
| 5,  | Kimberly Williams         | JAM   | 14.45 | (0.0)                                 |
| 6,  | Olga Saladukha            | UKR   | 14.41 | (0.4)                                 |
| 7,  | Yekaterina Koneva         | RUS   | 14.37 | (0.0)                                 |
| 8,  | Kristin Gierisch          | GER   | 14.25 | (0.1)                                 |
| 9,  | Jeanine Assani Issouf FRA | 14.12 | (0.0) | 10, Yorsiris Urrutia COL 14.09 (-0.3) |
| 11, | Shanieka Thomas JAM       | 14.08 | (0.2) | 12, Keila Costa BRA 13.90 (0.2)       |

| Series    | 1     | 2     | 3     | 4     | 5     | 6     |
|-----------|-------|-------|-------|-------|-------|-------|
| Ibarгүйen | 14.47 | 14.80 | 14.54 | 14.90 | 13.93 | 14.70 |
| Minenko   | x     | 14.78 | 14.53 | x     | x     | x     |
| Rypakova  | 14.23 | x     | x     | 14.59 | x     | 14.77 |
| Petrova   | 14.52 | 14.33 | 14.47 | 14.23 | 14.66 | 14.44 |
| Williams  | 13.97 | 14.26 | 14.16 | 14.06 | 14.45 | x     |
| Saladukha | 14.22 | 14.05 | 14.04 | 14.41 | x     | 14.39 |
| Koneva    | 14.03 | 14.37 | 14.05 | 14.36 | 14.25 | 14.35 |
| Gierisch  | x     | 13.63 | 14.25 | 14.18 | 14.25 | 12.87 |

Ibarгүйen, still undefeated since 2012, took the lead for good with her second-round 14.80. She had needed that jump, as Israel's Ukrainian transferee Minenko leapt 14.78 three jumps earlier in that round. Ibarгүйen made certain of the gold with 14.90 in the fourth. The only other jump of significance came in the last round, when Rypakova

earned another medal in the event with 14.77. For Ibarгүйen it was her 29th consecutive win with phases of 5.65, 4.14 and 5.11 (plus a board gap of 3.4cm).

### Qualifying round (14.25 or top 12 to final) (Aug 22)

**Group A qualifiers:** Saladukha 14.34 (0.3) Minenko 14.27 (-0.1) Williams 14.23 (0.0) Koneva 14.12 (-0.2) Urrutia 13.84 (-0.2)

**Non-qualifiers:** Simona La Mantia ITA 13.77 (0.0) Dana Veldáková SVK 13.76 (-0.4) Patrícia Mamona POR 13.74 (0.3) Irina Ektova KAZ 13.61 (0.3) Elena Andreea Panțuroiu ROU 13.58 (-0.1) Doviľé Dzindaletaitė LTU 13.58 (-0.2) Li Xiaohong CHN 13.52 (0.0) Nubia Soares BRA 13.52 (-0.8) Wang Wupin CHN 13.48 (0.2)

**Group B qualifiers:** Petrova 14.44 (-0.3) Ibarгүйen 14.42 (-0.6) Rypakova 14.33 (0.1) Thomas 14.05 (0.0) Issouf 14.04 (-0.2) Costa 14.03 (0.0) Gierisch 13.95 (-0.4)

**Non-qualifiers:** Kristiina Mäkelä FIN 13.83 (-0.2) Li Yanmei CHN 13.57 (-0.1) Christina Epps USA 13.36 (0.5) Cristina Bujin ROU 13.21 (-0.4) Joelle Mbumi Nkouindjin CMR 13.06 (-0.3) Tetyana Ptashkina UKR 13.05 (-0.6) Susana Costa POR NM

### TRIPLE JUMP

#### Multiple Medallists:

|   |                    |     |                  |
|---|--------------------|-----|------------------|
| 3 | Tatyana Lebedeva   | RUS | 01-1, 03-1, 07-2 |
|   | Anna Pyatykh       | RUS | 05-3, 07-3, 09-3 |
|   | Yargelis Savigne   | CUB | 05-2, 07-1, 09-1 |
|   | Caterine Ibarгүйen | COL | 11-3, 13-1, 15-1 |
| 2 | Anna Biryukova     | RUS | 93-1, 95-3       |
|   | Iva Prandzheva     | BUL | 93-3, 95-2       |
|   | Françoise Mbangó   | CMR | 01-2, 03-2       |
|   | Olga Saladukha     | UKR | 11-1, 13-3       |
|   | Olga Rypakova      | KAZ | 11-2, 15-3       |

#### Most Finals:

|   |          |                                      |
|---|----------|--------------------------------------|
| 6 | Lebedeva | 99-4, 01-1, 03-1, 05-dns, 07-2, 09-6 |
|---|----------|--------------------------------------|

#### Most Appearances:

|   |                  |                                      |   |
|---|------------------|--------------------------------------|---|
| 6 | Šárka Kašpárková | CZE                                  | 93-7, 95-13Q, 97-1, 99-6, 03-24Q, 05-21Q  |
|   | Yamilé Aldama    | CUB/SUD/GBR                          | 97-13Q, 99-2, 05-4, 07-25Q, 09-13Q, 11-5  |
|   | Lebedeva         | 99-4, 01-1, 03-1, 05-dns, 07-2, 09-6 |   |
|   | Dana Veldáková   | SVK                                  | 05-17Q, 07-11, 09-8, 11-11, 13-11, 15-15Q |

#### National Placings:

|               | 1         | 2         | 3         | 4         | 5         | 6         | 7         | 8         | Points     |
|---------------|-----------|-----------|-----------|-----------|-----------|-----------|-----------|-----------|------------|
| RUS           | 3         | 3         | 4         | 3         | -         | 1         | 3         | 1         | 94         |
| CUB           | 2         | 3         | -         | 2         | 2         | 1         | -         | -         | 58         |
| UKR           | 2         | -         | 2         | -         | -         | 2         | 2         | -         | 38         |
| BUL           | -         | 1         | 2         | 1         | 1         | 1         | -         | -         | 31         |
| GRE           | 1         | -         | 1         | 1         | 1         | -         | -         | 1         | 24         |
| ITA           | -         | -         | 1         | 1         | 1         | 2         | -         | 2         | 23         |
| COL           | 2         | -         | 1         | -         | -         | -         | -         | -         | 22         |
| JAM           | 1         | -         | -         | 1         | 2         | -         | -         | 1         | 22         |
| ROU           | -         | 1         | -         | -         | 1         | 1         | 1         | 1         | 17         |
| CMR           | -         | 2         | -         | -         | -         | -         | -         | -         | 14         |
| CZE           | 1         | -         | -         | -         | -         | 1         | 1         | -         | 13         |
| KAZ           | -         | 1         | 1         | -         | -         | -         | -         | -         | 13         |
| ISR           | -         | 1         | -         | -         | -         | 1         | -         | -         | 10         |
| GBR           | -         | -         | -         | -         | 2         | -         | 1         | -         | 10         |
| SLO           | -         | -         | -         | 1         | -         | -         | -         | -         | 5          |
| SRB           | -         | -         | -         | 1         | -         | -         | -         | -         | 5          |
| SUD           | -         | -         | -         | 1         | -         | -         | -         | -         | 5          |
| GER           | -         | -         | -         | -         | 1         | -         | -         | 1         | 5          |
| CHN           | -         | -         | -         | -         | -         | 1         | 1         | -         | 5          |
| FIN           | -         | -         | -         | -         | 1         | -         | -         | -         | 4          |
| SEN           | -         | -         | -         | -         | -         | 1         | -         | -         | 3          |
| ALG           | -         | -         | -         | -         | -         | -         | 1         | 1         | 3          |
| BLR           | -         | -         | -         | -         | -         | -         | 1         | -         | 2          |
| LAT           | -         | -         | -         | -         | -         | -         | 1         | -         | 2          |
| BRA           | -         | -         | -         | -         | -         | -         | -         | 1         | 1          |
| FRA           | -         | -         | -         | -         | -         | -         | -         | 1         | 1          |
| POL           | -         | -         | -         | -         | -         | -         | -         | 1         | 1          |
| SVK           | -         | -         | -         | -         | -         | -         | -         | 1         | 1          |
| <b>Totals</b> | <b>12</b> | <b>12</b> | <b>12</b> | <b>12</b> | <b>12</b> | <b>12</b> | <b>12</b> | <b>12</b> | <b>432</b> |

## Shot Put

## Helsinki 1983

### Final (Aug 12)

|    |                    |     |       |
|----|--------------------|-----|-------|
| 1, | Helena Fibingerová | TCH | 21.05 |
| 2, | Helma Knorscheidt  | GDR | 20.70 |
| 3, | Ilona Slupianek    | GDR | 20.56 |

|    |                    |     |       |
|----|--------------------|-----|-------|
| 4, | Nunu Abashidze     | URS | 20.55 |
| 5, | Natalya Lisovskaya | URS | 20.02 |
| 6, | Mihaela Loghin     | ROU | 19.85 |
| 7, | Claudia Losch      | FRG | 19.72 |
| 8, | María Sarría       | CUB | 19.47 |

9, Zdenka Šilhavá TCH 19.00; 10, Venissa Head GBR 18.05; 11, Gael Martin AUS 17.79; 12, Judy Oakes GBR 17.52

| Series      | 1     | 2     | 3     | 4     | 5     | 6     |
|-------------|-------|-------|-------|-------|-------|-------|
| Fibingerová | 19.89 | 19.69 | 19.72 | 19.94 | 20.30 | 21.05 |
| Knorscheidt | 20.30 | 20.70 | 20.55 | 20.47 | x     | 20.25 |
| Slupianek   | 20.56 | 20.32 | 19.97 | 19.52 | x     | x     |
| Abashidze   | 18.68 | 19.16 | 19.11 | 20.55 | 19.77 | x     |
| Lisovskaya  | 19.53 | x     | 20.02 | 20.01 | 19.63 | 19.45 |
| Loghin      | 19.85 | 19.82 | 19.77 | 19.34 | 19.72 | 19.08 |
| Losch       | 19.72 | 18.97 | x     | 19.54 | 18.96 | 18.21 |
| Sarría      | 18.45 | 19.44 | 19.32 | 19.47 | x     | 18.87 |

A most heartwarming moment occurred in the final round when 34 year-old Fibingerová scored an unexpected victory over the highly favoured GDR putters. On paper, Slupianek was expected to add the first world title to her Olympic title and world record. In the event, she was struggling with a tendon injury and could not better her opening throw in the final (20.56). Instead her team-mate Knorscheidt went in front with 20.70 in the second round. Soviet throwers held third and fourth places until the last throw of the fifth round, when Fibingerová moved to fourth place with 20.30.

In the wet conditions, nobody could improve in the final round before Fibingerová entered the circle for the last throw of the contest. The Czech putter had a reputation for performing well in the rain and her last effort landed clearly beyond the yellow 21m line. Knowing she had won, she threw her arms in the air and raced out of the circle. Every official in range was then hugged by the emotional winner.

"A month ago, my father died," revealed Fibingerová after the medal ceremony. "I was very sad and still am. My mother is too. On my last attempt, I thought of my father and my mother. I picked up the yellow shot and said 'This is the shot of gold!' And so it was."

#### Qualifying round (17.00 or top 12 to final) (Aug 10)

**Group A qualifiers:** Fibingerová 19.25; Sarría 19.24; Abashidze 19.10; Knorscheidt 19.09; Head 18.41; Martin 17.79

**Non-qualifiers:** Shen Lijuan CHN 16.99; Lorna Griffin USA 16.50; Maryline Adam VAN 11.32; Magdalene Springer MNT 9.78

**Group B qualifiers:** Slupianek 19.99; Lisovskaya 19.68; Loghin 18.97; Šilhavá 18.57; Losch 18.24; Oakes 17.61

**Non-qualifiers:** Li Meisu CHN 16.91; Meg Ritchie GBR 16.14; Rosemarie Hauch CAN 15.37; Odette Mistoul GAB 14.23

## Rome 1987

### Final (Sep 5)

|    |                    |     |       |
|----|--------------------|-----|-------|
| 1, | Natalya Lisovskaya | URS | 21.24 |
| 2, | Kathrin Neimke     | GDR | 21.21 |
| 3, | Ines Müller        | GDR | 20.76 |
| 4, | Claudia Losch      | FRG | 20.73 |
| 5, | Natalya Akhrimenko | URS | 20.68 |
| 6, | Heike Hartwig      | GDR | 20.63 |
| 7, | Li Meisu           | CHN | 20.43 |
| 8, | Helena Fibingerová | TCH | 20.29 |

9, Svetla Mitkova BUL 19.37; 10, Stephanie Storp FRG 19.36; 11, Huang Zhihong CHN 19.35; 12, Iris Plotzitzka FRG 19.19; 13, Sona Vasicková TCH 18.71; Mihaela Loghin ROU DNS

| Series      | 1     | 2     | 3     | 4     | 5     | 6     |
|-------------|-------|-------|-------|-------|-------|-------|
| Lisovskaya  | 20.89 | 20.22 | 21.16 | 20.93 | 21.24 | 20.80 |
| Neimke      | 20.32 | 21.21 | 20.12 | 20.53 | 20.59 | x     |
| Müller      | 20.76 | 20.11 | 20.05 | x     | 19.96 | 20.20 |
| Losch       | 20.05 | 20.73 | x     | 19.88 | 20.33 | 20.61 |
| Akhrimenko  | 20.20 | 19.68 | 20.53 | 20.09 | x     | 20.68 |
| Hartwig     | 19.79 | 19.97 | 19.84 | 20.63 | x     | 20.25 |
| Li          | 19.95 | 20.00 | 20.09 | 20.43 | 19.98 | 20.14 |
| Fibingerová | 19.97 | x     | 19.51 | 20.05 | 20.15 | 20.29 |

Lisovskaya – who had improved her own world record to 22.63 the previous June – was given a scare by Neimke. The 21 year-old GDR putter produced a personal best of 21.21 in the second round. Lisovskaya responded with 21.16 in the third but did not get in front until her 21.24 in the fifth.

Though her margin of victory was not particularly impressive, the Soviet putter must have been relieved to have won the gold. She had been the favourite at the previous year's European Championship but placed only ninth.

#### Qualifying round (19.00 or top 12 to final) (Sep 4)

**Group A qualifiers:** Neimke 20.26; Losch 19.73; Li 19.47; Hartwig 19.35; Lisovskaya 19.22; Vasicková 19.09; Plotzitzka 19.08

**Non-qualifiers:** Judy Oakes GBR 18.43; Ramona Pagel USA 18.12; Asta Hovi FIN 17.89

**Group B qualifiers:** Fibingerová 20.40; Müller 19.96; Storp 19.64; Loghin 19.27; Akhrimenko 19.21; Huang 19.18; Mitkova 19.07

**Non-qualifiers:** Bonnie Dasse USA 17.68; Deborah St. Phard HAI 16.54; Melody Torcolacci CAN 15.98

## Tokyo 1991

### Final (Aug 24)

|    |                     |     |       |
|----|---------------------|-----|-------|
| 1, | Huang Zhihong       | CHN | 20.83 |
| 2, | Natalya Lisovskaya  | URS | 20.29 |
| 3, | Svetlana Krivelyova | URS | 20.16 |
| 4, | Claudia Losch       | GER | 19.74 |
| 5, | Zhou Tianhua        | CHN | 19.64 |
| 6, | Stephanie Storp     | GER | 19.50 |
| 7, | Marina Antonyuk     | URS | 19.12 |
| 8, | Kathrin Neimke      | GER | 18.83 |

9, Belsis Laza CUB 18.49; 10, Svetla Mitkova BUL 18.34; 11, Connie Price-Smith USA 18.12; 12, Krystyna Danilczyk POL 17.59

| Series     | 1     | 2     | 3     | 4     | 5     | 6     |
|------------|-------|-------|-------|-------|-------|-------|
| Huang      | 20.64 | 20.83 | 20.51 | x     | x     | 20.43 |
| Lisovskaya | 20.15 | x     | 19.95 | x     | 20.29 | x     |
| Krivelyova | 19.88 | 19.77 | 20.16 | 19.31 | 19.91 | 19.74 |
| Losch      | 18.97 | 19.74 | x     | 18.41 | 19.32 | 19.44 |
| Zhou       | 19.32 | 19.64 | x     | 19.05 | x     | x     |
| Storp      | 19.50 | x     | 17.85 | 18.88 | 18.76 | x     |
| Antonyuk   | 19.12 | x     | x     | x     | x     | x     |
| Neimke     | 18.81 | 18.52 | 18.39 | 18.63 | 18.83 | 18.63 |

Asia won its first ever world outdoor athletics title when 26 year-old Huang Zhihong easily beat the defending champion Lisovskaya. The Soviet took the lead with her first put of 20.15, but she was immediately overtaken when the next woman – Huang – put 20.64. The Chinese woman went even further in the second round (20.83) to solidify her grip on Tokyo's first field event gold.

Lisovskaya was pushed back to third when Krivelyova produced 20.16 in the third, but the 1987 winner clinched the silver with 20.29 in the fifth.

"When I won I felt so elated I couldn't think of anything else," said the exuberant winner. "The Japanese people in the crowd really supported me and gave me strength."

#### Qualifying round (18.50 or top 12 to final) (Aug 24)

**Group A qualifiers:** Lisovskaya 19.72; Zhou 19.38; Losch 18.83; Neimke 18.59; Mitkova 18.54; Danilczyk 18.15; Price-Smith 18.09

**Non-qualifiers:** Judy Oakes GBR 17.81; Asta Ovaska FIN 17.15; Margarita Ramos ESP 15.89; Hanan Ahmed Khaled EGY 14.76; Iammo Launa PNG 12.56

**Group B qualifiers:** Storp 19.52; Huang 19.14; Antonyuk 18.80; Krivelyova 18.66; Laza 18.32

**Non-qualifiers:** Ramona Pagel USA 17.99; Myrtle Augee GBR 17.80; Pam Dukes USA 17.17; Agnese Maffei ITA 16.99; Mihaela Oana ROU 16.73; Elisângela Adriano BRA 15.93; Tea Ai Seng BRU 11.49

## Stuttgart 1993

### Final (Aug 15)

|    |                      |     |       |
|----|----------------------|-----|-------|
| 1, | Huang Zhihong        | CHN | 20.57 |
| 2, | Svetlana Krivelyova  | RUS | 19.97 |
| 3, | Kathrin Neimke       | GER | 19.71 |
| 4, | Sui Xinmei           | CHN | 19.61 |
| 5, | Cong Yuzhen          | CHN | 19.58 |
| 6, | Astrid Kumbernuss    | GER | 19.42 |
| 7, | Valentina Fedyushina | UKR | 19.27 |
| 8, | Belsis Laza          | CUB | 19.27 |

9, Larisa Peleshenko RUS 19.22; 10, Svetla Mitkova BUL 18.91; 11, Stephanie Storp GER 18.83; 12, Ramona Pagel USA 17.77

| Series     | 1     | 2     | 3     | 4     | 5     | 6     |
|------------|-------|-------|-------|-------|-------|-------|
| Huang      | 19.75 | 20.31 | 20.19 | 20.57 | x     | 20.46 |
| Krivelyova | 19.97 | 19.57 | x     | x     | 19.56 | x     |
| Neimke     | 19.71 | 19.36 | x     | x     | 19.25 | 19.19 |
| Sui        | 19.46 | 19.61 | 19.49 | 19.46 | x     | 19.51 |
| Cong       | 18.64 | 18.83 | 19.26 | 19.23 | 19.50 | 19.58 |
| Kumbernuss | 19.42 | 18.99 | 19.02 | 19.32 | 19.33 | 19.15 |
| Fedyushina | 18.71 | 19.18 | 19.27 | x     | x     | 18.69 |
| Laza       | 18.09 | 18.98 | 19.27 | 18.79 | x     | -     |

Huang won with even more ease than in 1993. Olympic Champion Krivelyova went to the front with 19.97 in the first round. The Russian could throw no further, whereas Huang produced four 20m+ puts, just as she had in Tokyo. In third place throughout the contest was the 1987 runner-up, Neimke.

#### Qualifying Round (19.00 or top 12 to final) (Aug 14)

**Group A qualifiers:** Huang 19.36; Mitkova 19.16; Neimke 19.11; Laza 19.02; Peleshenko 18.84

**Non-qualifiers:** Anna Romanova RUS 18.12; Connie Price-Smith USA 18.09; Viktoriya Pavlysh UKR 18.00; Jana Ciobanu ROU 17.77; Danijela Ćurović IWP 16.91; Marika Tuliniemi FIN 16.80; Elisângela Adriano BRA 16.41; Natasa Erjavec SLO 15.71

**Group B qualifiers:** Krivelyova 19.96; Kumbernuss 19.92; Sui 19.67; Storp 19.38; Fedyushina 19.04; Cong 18.97; Pagel 18.54

**Non-qualifiers:** Krystyna Danilczyk POL 17.62; Lisette Martínez CUB 17.44; Agnese Maffei ITA 16.61; Myrtle Augée GBR 16.06; Christy Barrett USA 14.58; Aye Aye Nwe MYA 13.88; Tea Ai Seng BRU 12.23

### Gothenburg 1995

#### Final (Aug 5)

|                      |     |       |
|----------------------|-----|-------|
| 1, Astrid Kumbernuss | GER | 21.22 |
| 2, Huang Zhihong     | CHN | 20.04 |
| 3, Svetla Mitkova    | BUL | 19.56 |
| 4, Kathrin Neimke    | GER | 19.30 |
| 5, Sui Xinmei        | CHN | 19.09 |
| 6, Zhang Lihong      | CHN | 19.07 |
| 7, Ramona Pagel      | USA | 18.81 |
| 8, Stephanie Storp   | GER | 18.81 |

9, Connie Price-Smith USA 18.72; 10, Valentina Fedyushina UKR 18.03; 11, Vita Pavlysh UKR 17.97; 12, Irina Korzhanenko RUS 17.88

| Series     | 1     | 2     | 3     | 4     | 5     | 6     |
|------------|-------|-------|-------|-------|-------|-------|
| Kumbernuss | 20.52 | 20.59 | 21.22 | 20.09 | x     | 20.23 |
| Huang      | 19.92 | 20.04 | x     | x     | x     | x     |
| Mitkova    | 18.70 | 18.32 | 19.04 | 18.93 | 18.99 | 19.56 |
| Neimke     | 18.37 | 19.30 | 18.72 | 19.11 | 19.15 | x     |
| Sui        | 18.90 | x     | x     | 18.42 | 18.60 | 19.09 |
| Zhang      | 17.94 | 18.47 | 19.07 | 18.23 | 18.60 | 18.47 |
| Pagel      | x     | 18.39 | 18.81 | 18.11 | x     | 17.78 |
| Storp      | 18.22 | 18.01 | 18.81 | x     | x     | -     |

Like John Godina in the Gothenburg men's shot put final, Astrid Kumbernuss dominated from the start. Her opener of 20.52 would have been good enough to win as would all her valid puts.

Kumbernuss, sporting heavily strapped knees, produced a put in the third round which landed much further than the three arcs marked on the throwing sector. It was a personal best of 21.22 which gave her a lead of 1.18m from defending champion Huang. That is how it finished, with the widest winning margin ever at world or Olympic level. Mitkova took the bronze from Neimke in the final round.

#### Qualifying round (18.80 or top 12 to final) (Aug 5)

**Group A qualifiers:** Kumbernuss 19.83; Zhang 18.60; Korzhanenko 18.40; Storp 18.36; Pavlysh 18.15

Price-Smith 18.05

**Non-qualifiers:** Judy Oakes GBR 17.87; Mara Rosolen ITA 16.90; Danguolė Urbikienė LTU 16.33; Eileen Vanisi USA 16.11; Lisa Misipeka ASA 13.98; Mary Curry SAM 8.85; Oumou Traoré MLI DNS

**Group B qualifiers:** Neimke 19.07; Huang 19.01; Sui 18.75; Pagel 18.57; Mitkova 18.48; Fedyushina 18.40

**Non-qualifiers:** Corrie de Bruin NED 17.01; Natasa Erjavec SLO 16.91; Danijela Ćurović YUG 16.30; Yumileidis Cumba CUB 15.80; Hanan Ahmed Khaled EGY 14.56; Tea Ai Seng BRU 12.46; Nabeela Mabrouk PLE 5.71

### Athens 1997

#### Final (Aug 7)

|                       |     |       |
|-----------------------|-----|-------|
| 1, Astrid Kumbernuss  | GER | 20.71 |
| 2, Vita Pavlysh       | UKR | 20.66 |
| 3, Stephanie Storp    | GER | 19.22 |
| 4, Huang Zhihong      | CHN | 19.15 |
| 5, Connie Price-Smith | USA | 19.00 |
| 6, Li Meisu           | CHN | 18.62 |
| 7, Nadine Kleinert    | GER | 18.42 |
| 8, Krystyna Danilczyk | POL | 17.83 |

9, Svetla Mitkova BUL 17.75; 11, Valeyta Althouse USA 16.92; 12, Tressa Thompson USA 16.48; 10, Svetlana Krivelyova RUS 17.38

| Series      | 1     | 2     | 3     | 4     | 5     | 6     |
|-------------|-------|-------|-------|-------|-------|-------|
| Kumbernuss  | 20.59 | 20.71 | 20.52 | 20.24 | x     | 20.70 |
| Pavlysh     | x     | 20.57 | x     | 20.51 | 20.36 | 20.66 |
| Storp       | 19.22 | 18.84 | x     | 18.67 | 18.67 | x     |
| Huang       | 18.63 | 18.64 | 18.72 | 19.15 | x     | 19.07 |
| Price-Smith | 19.00 | 18.17 | 18.64 | x     | 18.53 | x     |
| Li          | 17.30 | 18.62 | 18.21 | 18.58 | 18.10 | 18.50 |
| Kleinert    | 18.33 | 18.42 | x     | 17.91 | 18.22 | x     |
| Danilczyk   | x     | x     | 17.83 | x     | 17.55 | x     |

Kumbernuss couldn't wait to avenge her 1997 World Indoor Championships defeat by Pavlysh, a result which terminated the German's 53-win streak. "Losing in Paris," she said, "lit the fire again inside me"; she "wanted to show who is boss in the ring." Following an opening foul by Pavlysh, Kumbernuss started purposefully with 20.59 to establish a lead she was never to lose ... although it was close. Pavlysh threw 20.57 in the second round and although Kumbernuss responded with 20.71 the Ukrainian was always a danger and finished only 5cm down with 20.66, a far cry from the German's 1.18m winning margin in 1995 over Huang Zhihong. The latter, champion in 1991 and 1993, finished fourth this time behind Storp, Kumbernuss's training partner, whose bronze medal winning distance of 19.22 would have netted her 12th place in the 1987 final.

#### Qualifying Round (18.80 or top 12 to final) (Aug 5)

**Group A qualifiers:** Price-Smith 18.35; Kleinert 18.26; Storp 18.12; Althouse 17.89

**Non-qualifiers:** Mara Rosolen ITA 17.87; Zhang Lihong CHN 17.82; Irina Korzhanenko RUS 17.80; Elisângela Adriano BRA 17.71; Valentina Fedyushina UKR 17.31; Laurence Manfrédi FRA 17.02; Lee Myung-Sun KOR 16.39; Kalliope Ouzouni GRE NM

**Group B qualifiers:** Kumbernuss 20.69; Pavlysh 20.48; Huang 19.05; Krivelyova 18.41; Mitkova 18.07; Thompson 18.07; Danilczyk 18.05; Li 17.99

**Non-qualifiers:** Judy Oakes GBR 17.84; Anna Romanova RUS 17.79; Yanina Korolchik BLR 17.75; Eleni Tsentemidou GRE 16.62; Nada Kawar JOR 15.76

### Seville 1999

#### Final (Aug 25)

|                         |     |       |
|-------------------------|-----|-------|
| 1, Astrid Kumbernuss    | GER | 19.85 |
| 2, Nadine Kleinert      | GER | 19.61 |
| 3, Svetlana Krivelyova  | RUS | 19.43 |
| 4, Yanina Korolchik     | BLR | 19.17 |
| 5, Cheng Xiaoyan        | CHN | 18.67 |
| 6, Yumileidi Cumbá      | CUB | 18.44 |
| 7, Valentina Fedyushina | AUT | 18.17 |
| 8, Krystyna Zabawska    | POL | 18.12 |

9, Teri Tunks USA 18.04; 10, Lee Myung-Sun KOR 17.92; 11, Connie Price-Smith USA 17.89; 12, Elena Hila ROU 17.88

| Series     | 1     | 2     | 3     | 4     | 5     | 6     |
|------------|-------|-------|-------|-------|-------|-------|
| Kumbernuss | 18.84 | 19.34 | 19.59 | 19.62 | 19.85 | 19.84 |
| Kleinert   | 19.14 | 18.98 | 18.63 | 19.43 | 19.61 | 19.19 |
| Krivelyova | 18.92 | 19.22 | x     | 19.43 | 19.35 | 19.34 |
| Korolchik  | 18.08 | 18.61 | x     | 17.98 | 19.17 | x     |
| Cheng      | 18.67 | 18.50 | 18.23 | x     | x     | 18.49 |
| Cumbá      | 18.25 | x     | 18.44 | 17.96 | x     | 17.96 |
| Fedyushina | 18.05 | 18.17 | x     | x     | 17.97 | 18.15 |
| Zabawska   | x     | x     | 18.12 | 18.03 | x     | x     |

Back in January 1999 when Kumbernuss, six months after giving birth to a son, was barely able to reach 12 metres with a standing put in training, it must have seemed like an unattainable dream ... but retain the world title she did. Early in the season she was consistently losing, but



this athlete, who once went unbeaten in 53 contests, gradually rediscovered her strength and technical prowess. With 19.76 to her name she went to Seville second on the world list to World Indoor Champion Krivelyova (20.26). The return to big-time competition fired her up and in round 2 she took the lead with 19.34 and increased it with her next three throws to 19.59, 19.62 and 19.85. Team-mate Kleinert snatched second from Krivelyova with a fifth round personal best of 19.61.

#### Qualifying round (18.50 or top 12 to final) (Aug 25)

**Group A qualifiers:** Kumbernuss 18.84; Cheng 18.62; Zabawska 18.49; Cumbá 18.38; Price-Smith 18.10; Hila 18.09; Korolchik 17.90

**Non-qualifiers:** Laurence Manfredi FRA 17.89; Mara Rosolen ITA 17.84; Anna Romanova RUS 17.78; Juttaporn Krasaeyan THA 17.39; Song Feina CHN 17.26; Svetla Sinirtaş TUR 16.40

**Group B qualifiers:** Krivelyova 19.54; Kleinert 18.59; Lee 18.37; Fedyushina 18.28; Tunks 18.09

**Non-qualifiers:** Yu Juan CHN 17.82; Kalliópi Ouzouíni GRE 17.79; Tressa Thompson USA 17.52; Nadezhda Ostapchuk BLR 17.47; Lieja Koeman NED 17.45; Martina de la Puente ESP 16.68; Nada Kawar JOR 16.30; Vivian Peters NGR DNS

## Edmonton 2001

### Final (Aug 5)

|     |                         |     |       |
|-----|-------------------------|-----|-------|
| 1,  | Yanina Korolchik        | BLR | 20.61 |
| 2,  | Nadine Kleinert-Schmitt | GER | 19.86 |
| 3,  | Vita Pavlysh            | UKR | 19.41 |
| 4,  | Larisa Peleshenko       | RUS | 19.37 |
| 5,  | Irina Korzhanenko       | RUS | 19.35 |
| 6,  | Astrid Kumbernuss       | GER | 19.25 |
| 7,  | Nadezhda Ostapchuk      | BLR | 18.98 |
| 8,  | Yumileidi Cumbá         | CUB | 18.73 |
| 9,  | Svetlana Krivelyova     | RUS | 18.70 |
| 10, | Krystyna Zabawska       | POL | 18.50 |
| 11, | Elisângela Adriano      | BRA | 18.06 |
| 12, | Lieja Koeman            | NED | 17.89 |

| Series           | 1     | 2     | 3     | 4     | 5     | 6     |
|------------------|-------|-------|-------|-------|-------|-------|
| Korolchik        | x     | 19.71 | 20.61 | x     | 19.21 | 19.61 |
| Kleinert-Schmitt | 19.54 | 18.88 | 19.45 | 19.10 | x     | 19.86 |
| Pavlysh          | 19.01 | 19.41 | 18.80 | x     | 18.98 | x     |
| Peleshenko       | x     | 19.06 | 19.37 | 19.32 | 19.30 | 19.15 |
| Korzhanenko      | 19.35 | x     | x     | 18.55 | 18.63 | x     |
| Kumbernuss       | 18.77 | 19.02 | 18.91 | x     | 19.25 | -     |
| Ostapchuk        | 18.65 | 18.81 | 18.52 | 18.71 | 18.98 | x     |
| Cumbá            | 18.73 | x     | 18.34 | x     | 17.90 | 18.56 |

Three-time winner Kumbernuss slumped to sixth place while Korolchik, a surprise Olympic Champion in 2000, was completely dominant. Her qualifying throw (19.87) alone was longer than anyone else could manage in the entire competition, and in the final she put 20.61 in the third. Kleinert-Schmitt, wearing black and red hair, repeated her 1999 silver. She let out a squeal of delight after her final put which landed at a personal best of 19.86.

The medal positions were unchanged after round 2 and the bronze went to Athens silver medallist Pavlysh.

#### Qualifying round (18.40 or top 12 to final) (Aug 5)

**Group A qualifiers:** Korolchik 19.87; Pavlysh 18.68; Cumbá 18.64; Kumbernuss 18.54; Zabawska 18.48; Krivelyova 18.47; Koeman 17.93

**Non-qualifiers:** Kalliópi Ouzouíni GRE 16.82; Elena Hila ROU 16.57; Iolanta Ulyeva KAZ 16.22

**Group B qualifiers:** Kleinert-Schmitt 19.35; Korzhanenko 18.96; Peleshenko 18.65; Ostapchuk 18.44; Adriano 18.11

**Non-qualifiers:** Katarzyna Zakowicz POL 17.71; Lee Myung-Sun KOR 17.66; Cheng Xiaoyan CHN 17.32; Seilala Sua USA 16.61; Georgette Reed CAN 15.92

## Paris 2003

### Final (Aug 27)

|     |                     |     |       |
|-----|---------------------|-----|-------|
| 1,  | Svetlana Krivelyova | RUS | 20.63 |
| 2,  | Nadezhda Ostapchuk  | BLR | 20.12 |
| 3,  | Vita Pavlysh        | UKR | 20.08 |
| 4,  | Irina Korzhanenko   | RUS | 19.17 |
| 5,  | Valerie Adams       | NZL | 18.65 |
| 6,  | Krystyna Zabawska   | POL | 18.62 |
| 7,  | Nadine Kleinert     | GER | 18.48 |
| 8,  | Assunta Legnante    | ITA | 18.28 |
| 9,  | Elisângela Adriano  | BRA | 18.11 |
| 10, | Lieja Tunks         | NED | 17.99 |
| 11, | Li Meiju            | CHN | 17.92 |
| 12, | Irini Terzoglou     | GRE | 17.88 |

| Series      | 1     | 2     | 3     | 4     | 5     | 6     |
|-------------|-------|-------|-------|-------|-------|-------|
| Krivelyova  | 19.60 | 19.97 | 20.30 | 20.63 | 20.03 | 20.12 |
| Ostapchuk   | 18.46 | 19.56 | x     | 19.45 | 20.12 | x     |
| Pavlysh     | x     | 19.43 | 20.03 | 18.72 | 20.08 | 19.98 |
| Korzhanenko | x     | 19.12 | 19.17 | x     | x     | x     |
| Adams       | 18.55 | 18.65 | 17.82 | x     | x     | 17.85 |
| Zabawska    | 18.32 | x     | 18.62 | x     | 18.23 | 18.49 |
| Kleinert    | 18.00 | 18.48 | 18.38 | 18.31 | 18.12 | 18.07 |
| Legnante    | 17.48 | x     | 18.28 | 17.99 | 17.70 | 18.08 |

Contesting her sixth final, Krivelyova finally added a gold medal to go with her Olympic title of 1992. Ostapchuk had the leading qualifying mark of 19.56 and went even further with 20.12 in round five of the final. By then the 34 year-old Russian was in a commanding lead at 20.63. The only other one over 20m was Pavlysh who took the bronze medal, just two places ahead of promising junior Adams. Former winner Kumbernuss failed to reach the final.

#### Qualifying round (18.40 or top 12 to final) (Aug 27)

**Group A qualifiers:** Pavlysh 19.00; Kleinert 18.85; Korzhanenko 18.69; Zabawska 18.46; Li 18.23; Adriano 18.20

**Non-qualifiers:** Yumileidi Cumbá CUB 17.95; Laurence Manfredi FRA 17.88; Vivian Chukwuemeka NGR 17.45; Nadine Beckel GER 17.42; Chinatsu Mori JPN 16.86; Kristin Heaston USA 16.70

**Group B qualifiers:** Ostapchuk 19.56; Adams 18.77; Krivelyova 18.66; Tunks 18.44; Terzoglou 18.39; Legnante 17.97

**Non-qualifiers:** Astrid Kumbernuss GER 17.83; Olga Ryabinkina RUS 17.74; Elena Hila ROU 17.30; Zhang Xiaoyu CHN 16.82; Flor Vásquez DOM 16.52; Iolanta Ulyeva KAZ 16.32; Ana Po'uhila TGA 14.96

## X Helsinki 2005

### Final (Aug 13)

|                     |                     |            |         |
|---------------------|---------------------|------------|---------|
| 1,                  | Olga Ryabinkina     | RUS        | 19.64   |
| 2,                  | Valerie Vili        | NZL        | 19.62   |
| 3,                  | Nadine Kleinert     | GER        | 19.07   |
| 4,                  | Yumileidi Cumbá     | CUB        | 18.64   |
| 5,                  | Li Meiju            | CHN        | 18.35   |
| 6,                  | Natalya Khoroneko   | BLR        | 18.34   |
| 7,                  | Christina Schwanitz | GER        | 18.02   |
| 8,                  | Misleidys González  | CUB        | 18.01   |
| 9,                  | Lieja Tunks         | NED        | 17.83   |
| 10,                 | Assunta Legnante    | ITA        | 16.99   |
| Svetlana Krivelyova | RUS                 | DQ (r40.9) | (19.16) |
| Nadezhda Ostapchuk  | BLR                 | DQ (r40.1) | (20.51) |

**Rightful finalists:** Kim Barrett JAM & Olga Ivanova RUS

| Series      | 1     | 2     | 3     | 4     | 5     | 6      |
|-------------|-------|-------|-------|-------|-------|--------|
| Ryabinkina  | x     | 19.34 | 19.64 | x     | 19.06 | 18.76  |
| Vili        | x     | 18.23 | 19.62 | 19.33 | x     | 19.62  |
| Kleinert    | x     | 17.92 | 18.70 | 18.87 | 19.07 | x      |
| Cumbá       | 18.37 | x     | x     | 18.57 | x     | 18.64  |
| Li          | 17.51 | 18.20 | 18.35 | x     | 18.10 | x      |
| Khoroneko   | 16.91 | 17.85 | 18.25 | 18.02 | 18.34 | x      |
| Schwanitz   | 17.55 | 18.02 | x     |       |       |        |
| González    | 17.85 | 18.01 | 17.82 |       |       |        |
| [Ostapchuk  | 20.30 | 20.13 | x     | x     | 20.23 | 20.51] |
| [Krivelyova | 17.35 | 18.47 | 19.16 | 18.59 | 19.10 | 18.94] |

In five of the previous seven championships, the title had been won by more than half a metre. Ostapchuk, the only thrower to reach 20m ensured a similar win for herself with her opening throw in the final of 20.30. Of the finalists only Krivelyova (with a best of 21.06 from 1992) had ever thrown further, and only Cumbá, with 18.37, was within 2m at the end of round one. Ostapchuk had three other fair throws: 20.13, 20.23 and 20.51. Round three saw the other medals decided as Ryabinkina threw 19.64 two throws before Vili managed 19.62.

Krivelyova finished fifth, but all performances by her between August 2004 & 2006 were annulled when a re-test of the doping sample she had given at the 2004 Olympic Games proved positive. Then in March 2013, it was announced that a re-test of the samples taken in Helsinki had shown adverse findings for several athletes including Nadezhda Ostapchuk. She had in the meantime been stripped of a gold at the London Olympics because of a further infraction. The IAAF confirmed her punishment package in February 2014. She was banned for four years in 2012-2016 and all her results between Helsinki 2005 and August 14, 2007 were annulled. Ryabinkina became the rightful World Champion, from Vili and Kleinert.

**Qualifying round (18.30 or top 12 to final) (Aug 12)**

**Group A qualifiers:** Cumbá CUB 18.94; Ryabinkina RUS 18.72; Li 18.35; Legnante 18.06; Tunks 17.87; Ostapchuk BLR DQ (r40.1) (19.65)

**Non-qualifiers:** Olga Ivanova RUS 17.80; Petra Lammert GER 17.72; Kristin Heaston USA 17.53; Vivian Chukwumeka NGR 17.50; Elisângela Adriano BRA 16.94; Cristiana Checchi ITA 16.67; Ana Po'uhila TGA 15.14

**Group B qualifiers:** Vili 19.87; Kleinert 18.90; Khoroneko 18.83; González 18.53; Schwanitz 18.35; Krivelyova DQ (r40.9) (19.28)

**Non-qualifiers:** Kim Barrett JAM 17.85; Chiara Rosa ITA 17.32; Cleopatra Borel-Brown TTO 17.31; Oksana Chibisova RUS 16.67; Lee Mi-Young KOR 16.60; Yoko Toyonaga JPN 16.51; Liz Wanless USA 16.50

**Osaka 2007****Final (Aug 26)**

|                       |     |       |
|-----------------------|-----|-------|
| 1, Valerie Vili       | NZL | 20.54 |
| 2, Nadezhda Ostapchuk | BLR | 20.48 |
| 3, Nadine Kleinert    | GER | 19.77 |
| 4, Li Ling            | CHN | 19.38 |
| 5, Petra Lammert      | GER | 19.33 |
| 6, Li Meiju           | CHN | 18.83 |
| 7, Gong Lijiao        | CHN | 18.66 |
| 8, Chiara Rosa        | ITA | 18.39 |

9, Anna Omarova RUS 18.20; 10, Yanina Pravalinska BLR 18.17; 11, Misleydis González CUB 18.14; 12, Yumileidi Cumbá CUB 17.93

| Series    | 1     | 2     | 3     | 4     | 5     | 6     |
|-----------|-------|-------|-------|-------|-------|-------|
| Vili      | 19.89 | 19.74 | 19.80 | x     | 19.95 | 20.54 |
| Ostapchuk | 20.04 | x     | 19.17 | x     | x     | 20.48 |
| Kleinert  | 18.75 | 19.45 | 19.04 | x     | 19.77 | 19.72 |
| Li L      | 18.21 | 18.88 | x     | 18.92 | x     | 19.38 |
| Lammert   | 19.33 | x     | 19.27 | 18.86 | 18.92 | x     |
| Li M      | 17.29 | 18.79 | 18.83 | 18.32 | 18.77 | 18.62 |
| Gong      | 17.82 | 18.66 | x     | 18.34 | x     | x     |
| Rosa      | x     | 18.35 | 18.17 | 18.39 | x     | x     |

The only athletes further than 20m prior to Osaka were Ostapchuk, Lammert and Vili. Ostapchuk scared herself in the qualifying, throwing 18.23 to become the 12th qualifier by a margin of just four centimetres. Buoyed up, the Belarusian opened the final with 20.04 to head Vili 19.89 and Lammert 19.33 at the end of round one.

Kleinert moved into bronze medal position in round two with 19.45, while Vili tried to make inroads into Ostapchuk's lead. Her 19.74 in round two was followed by 19.80 in the next round, and 19.95 in round five, while Kleinert made a further improvement to 19.77, also in the penultimate round. Li slipped by Lammert for fourth with 19.38 in the final round. The imposing (1.93/121Kg) Vili then produced a Commonwealth record of 20.54 to move into a big lead. Ostapchuk, showing great competitive instincts, reacted by putting her season's best of 20.48 to end a superb final round. It should be noted that, as reported for Helsinki 2005, the Belarusian had all results annulled for a period two years up to a fortnight before competing in Osaka.

**Qualifying round (18.35 or top 12 to final) (Aug 26)**

**Group A qualifiers:** Vili 19.45; Li M 19.05; Rosa 18.77; Li L 18.76; Lammert 18.72; Pravalinska 18.52; Cumbá 18.29

**Non-qualifiers:** Anna Avdeyeva RUS 18.19; Helena Engman SWE 17.50; Kristin Heaston USA 17.40; Elisângela Adriano BRA 17.07; Sarah Stevens USA 16.87; Ana Po'uhila TGA 16.62; Lin Chia-Ying TPE 16.41

**Group B qualifiers:** Kleinert 19.17; Omarova 18.85; Gong 18.38; González 18.28; Ostapchuk 18.23

**Non-qualifiers:** Assunta Legnante ITA 18.19; Oksana Gaus RUS 17.65; Cleopatra Borel-Brown TTO 17.29; Yoko Toyonaga JPN 17.02; Jillian Camarena USA 16.95; Irache Quintanal ESP 16.53; Anca Heltne ROU 16.27; Iolanta Ulyeva KAZ 15.52; Vivian Chukwumeka NGR NM

**Berlin 2009****Final (Aug 16)**

|                        |     |       |
|------------------------|-----|-------|
| 1, Valerie Vili        | NZL | 20.44 |
| 2, Nadine Kleinert     | GER | 20.20 |
| 3, Gong Lijiao         | CHN | 19.89 |
| 4, Natallia Mikhnevich | BLR | 19.66 |
| 5, Anna Avdeyeva       | RUS | 19.66 |
| 6, Michelle Carter     | USA | 18.96 |
| 7, Li Meiju            | CHN | 18.76 |
| 8, Misleydis González  | CUB | 18.74 |

9, Mailin Vargas CUB 18.67; 10, Liu Xiangrong CHN 18.52; 11, Denise Hinrichs GER 18.39; 12, Christina Schwanitz GER 17.84

| Series     | 1     | 2     | 3     | 4     | 5     | 6     |
|------------|-------|-------|-------|-------|-------|-------|
| Vili       | 19.40 | x     | 20.25 | 20.16 | 20.44 | 20.25 |
| Kleinert   | 20.06 | 19.52 | 20.20 | 19.61 | x     | x     |
| Gong       | 19.69 | 19.89 | 19.68 | 19.75 | x     | x     |
| Mikhnevich | 19.66 | x     | 19.27 | 19.51 | x     | x     |
| Avdeyeva   | 18.66 | 18.78 | 19.48 | 19.66 | x     | x     |
| Carter     | x     | 18.93 | 18.96 | x     | 18.30 | x     |
| Li         | 18.76 | 18.35 | 18.66 | x     | x     | x     |
| González   | 18.73 | 18.57 | x     | 18.60 | 18.74 | 18.43 |

Vili, the reigning World and Olympic Champion, was the prohibitive favourite, and duly led the qualifiers with 19.70. Notably, all those who advanced used the traditional "O'Brien" technique. In the final, Vili got off to a slow start with 19.40, which was exceeded in the opening round by Kleinert (20.06) equaling her lifetime best, Gong and Mikhnevich. The Chinese thrower improved to a personal best of 19.89 in round two. By her third throw Vili had also been overtaken by Avdeyeva (19.48), but she then launched the shot out to 20.25. Kleinert, clearly galvanized by the home crowd, improved her best to 20.20, and Vili responded with throws of 20.16, a winning 20.44, and another 20.25. Kleinert won her third silver medal in the event, while Vili would subsequently win the World Athletics Final with 21.07, her eleventh consecutive annual improvement.

The victory lap of the medallists (and also the heptathletes) was paused at the 300m point for the men's 100m final.

**Qualifying round (18.50 or top 12 to final) (Aug 16)**

**Group A qualifiers:** Mikhnevich 19.12; Avdeyeva 18.92; Hinrichs 18.69; Li 18.53; Schwanitz 18.25; Vargas 18.14

**Non-qualifiers:** Anca Heltne ROU 17.92; Chiara Rosa ITA 17.89; Austra Skujyté LTU 17.86; Laurence Manfrédi FRA 17.25; Helena Engman SWE 17.19; Jill Camarena USA 16.92; Annie Alexander TTO 16.01; Kristin Heaston USA 14.98

**Group B qualifiers:** Vili 19.70; Kleinert 19.36; Gong 19.08; González 18.62; Carter 18.44; Liu 18.10

**Non-qualifiers:** Cleopatra Borel-Brown TTO 17.99; Mariam Kevkhishvili GEO 17.95; Yaniuvis López CUB 17.71; Natalia Ducó CHI 17.61; Jessica Cérival FRA 17.30; Anita Márton HUN 16.80; Leyla Rajabi IRI 16.60; Ana Po'uhila TGA 16.09

**X****Daegu 2011****Final (Aug 29)**

|                              |     |       |
|------------------------------|-----|-------|
| 1, Valerie Adams             | NZL | 21.24 |
| 2, Nadezhda Ostapchuk        | BLR | 20.05 |
| 3, Jillian Camarena-Williams | USA | 20.02 |
| 4, Gong Lijiao               | CHN | 19.97 |
| 5, Yevgeniya Kolodko         | RUS | 19.78 |
| 6, Li Ling                   | CHN | 19.71 |
| 7, Anna Avdeyeva             | RUS | 19.54 |
| 8, Nadine Kleinert           | GER | 19.26 |

9, Michelle Carter USA 18.76; 10, Natallia Mikhnevich BLR 18.47; 11, Christina Schwanitz GER 17.96; 12, Cleopatra Borel-Brown TTO 17.62; Anna Omarova RUS DQ (r40.1) (18.67)

**Rightful finalist:** Chiara Rosa ITA

| Series     | 1     | 2     | 3     | 4     | 5     | 6     |
|------------|-------|-------|-------|-------|-------|-------|
| Adams      | 19.37 | x     | 20.04 | 20.72 | x     | 21.24 |
| Ostapchuk  | 19.58 | 19.34 | 19.87 | 19.87 | 20.05 | 19.60 |
| C-Williams | 19.63 | 18.53 | 19.24 | 20.02 | 18.80 | 19.44 |
| Gong       | 19.64 | x     | x     | 19.82 | 19.97 | x     |
| Kolodko    | 18.42 | 18.28 | 19.78 | x     | x     | 19.26 |
| Li         | 19.12 | 19.71 | 19.23 | 19.60 | 19.50 | 19.49 |
| Avdeyeva   | 18.80 | 18.65 | 19.16 | 18.96 | 19.54 | 18.51 |
| Kleinert   | 19.26 | x     | 18.83 | x     | x     | -     |

Between them Adams and Ostapchuk had won six of the 12 available medals since 2003, and had the top 11 marks of the season, so it was no surprise to find them on the podium again. Gong (19.64) and Camarena-Williams (19.63) led until the third round, when Adams (20.04), Ostapchuk (19.87) and Kolodko (a personal best of 19.78) all clicked. Adams put the gold medal beyond doubt in the next round with 20.72, as Camarena-Williams improved to 20.02. Ostapchuk went into silver medal position in the fifth with 20.05, then on the last throw of the competition Adams "smashed the crap out of the shot" and it landed





## Discus Throw

## Helsinki 1983

## Final (Aug 10)

|     |                      |     |        |
|-----|----------------------|-----|--------|
| 1,  | Martina Opitz        | GDR | 68.94  |
| 2,  | Galina Murashova     | URS | 67.44  |
| 3,  | Mariya Petkova       | BUL | 66.44  |
| 4,  | Tsvetanka Khristova  | BUL | 65.62  |
| 5,  | Gisela Beyer         | GDR | 65.26  |
| 6,  | Zdenka Šilhavá       | TCH | 64.32  |
| 7,  | Ria Stalman          | NED | 63.76  |
| 8,  | Meg Ritchie          | GBR | 62.50  |
| 9,  | Florența Crăciunescu | ROU | 62.14; |
| 10, | Svetla Mitkova       | BUL | 62.06; |
| 11, | Galina Savinkova     | URS | 59.28; |
| 12, | Maria Badea          | ROU | 58.10  |

| Series    | 1     | 2     | 3     | 4     | 5     | 6     |
|-----------|-------|-------|-------|-------|-------|-------|
| Opitz     | x     | 66.42 | 67.76 | 67.22 | 68.74 | 68.94 |
| Murashova | x     | 64.82 | 65.96 | 64.80 | x     | 67.44 |
| Petkova   | 62.48 | 66.44 | x     | x     | x     | x     |
| Khristova | 65.62 | 65.52 | 63.62 | 62.24 | 63.42 | 62.90 |
| Beyer     | x     | 65.06 | 65.00 | x     | 63.84 | 65.26 |
| Šilhavá   | 60.58 | 64.18 | 62.76 | x     | 64.32 | x     |
| Stalman   | 61.48 | 63.76 | 62.42 | 59.50 | 63.20 | 62.92 |
| Ritchie   | 60.66 | 62.50 | 60.50 | 60.64 | x     | x     |

A major shock was the failure of Galina Savinkova – the world record holder at 73.26 – to qualify for three further throws in the final. Just as the Soviet thrower was below her best form, so the GDR's Martina Opitz must have been inspired. Only her country's second-string thrower, she took the lead in round 2 and improved with three of her remaining throws. All of these were better than the best of the runner-up Murashova, who clinched the silver with her final throw.

## Qualifying round (61.00 or top 12 to final) (Aug 9)

**Group A qualifiers:** Petkova 65.84; Šilhavá 64.68; Opitz 64.66; Murashova 64.00; Mitkova 60.58; Ritchie 59.28; Badea 57.82

**Non-qualifiers:** Anne Paavolainen FIN 54.92; Li Xiachui CHN 54.58; Maryline Adam VAN 33.36

**Group B qualifiers:** Beyer 64.14; Savinkova 63.58; Crăciunescu 61.70; Khristova 61.50; Stalman 60.16

**Non-qualifiers:** Ulla Lundholm FIN 57.64; Carol Cady USA 57.34; Venissa Head GBR 53.78; Mariette van Heerden ZIM 45.22; Mereoni Vibose FIJ 42.36; Juliet Cain NRU NM

## Rome 1987

## Final (Aug 31)

|     |                      |     |        |
|-----|----------------------|-----|--------|
| 1,  | Martina Hellmann     | GDR | 71.62  |
| 2,  | Diana Gansky         | GDR | 70.12  |
| 3,  | Tsvetanka Khristova  | BUL | 68.82  |
| 4,  | Ilke Wyludda         | GDR | 68.20  |
| 5,  | Svetla Mitkova       | BUL | 66.58  |
| 6,  | Zdenka Šilhavá       | TCH | 64.82  |
| 7,  | Larisa Mikhailchenko | URS | 64.72  |
| 8,  | Mariana Lengyel      | ROU | 62.30  |
| 9,  | Maritza Marten       | CUB | 62.00; |
| 10, | Larisa Korotkevich   | URS | 60.74; |
| 11, | Renata Katewicz      | POL | 58.22; |
| 12, | Connie Price         | USA | NM     |

| Series        | 1     | 2     | 3     | 4     | 5     | 6     |
|---------------|-------|-------|-------|-------|-------|-------|
| Hellmann      | 71.08 | 68.90 | 69.66 | 71.62 | x     | 67.86 |
| Gansky        | 66.64 | 67.50 | 70.12 | 68.78 | 65.42 | x     |
| Khristova     | 63.72 | 66.10 | 65.38 | 63.36 | 68.82 | 68.80 |
| Wyludda       | 68.20 | 62.60 | 62.06 | 67.64 | 67.06 | 67.44 |
| Mitkova       | 64.86 | 65.44 | 65.48 | 65.58 | x     | 66.58 |
| Šilhavá       | 64.34 | 64.82 | x     | 64.46 | 64.30 | 63.88 |
| Mikhailchenko | 64.18 | 64.72 | 59.72 | 63.66 | 60.68 | 63.54 |
| Lengyel       | 62.30 | 59.28 | 59.54 | x     | 58.14 | 60.86 |

Hellmann (née Opitz) became the first athlete to retain a world title. She did so emphatically: with the first throw of the final, she set a championship record of 71.08. This she improved to 71.62 in the fourth round. The only other 70m throw of the contest was by Gansky in the third.

The GDR filled three of the first four places, with world junior record holder Wyludda in fourth spot. World senior record holder Šilhavá placed sixth, just as she had in Helsinki.

## Qualifying round (62.50 or top 12 to final) (Aug 30)

**Group A qualifiers:** Gansky 63.64; Mitkova 62.80; Mikhailchenko 62.52; Marten 60.40; Price 59.90; Lengyel 59.72

**Non-qualifiers:** Anne Kansakangas FIN 57.10; Yu Hourun CHN 56.70; Nebila Mouelhi TUN 45.94; Hanane Ahmed Khaled EGY 42.64; Dorie Cortejo PHI 40.98; Morgyn Warner ZIM 38.56

**Group B qualifiers:** Wyludda 68.40; Khristova 66.86; Hellmann 66.80; Šilhavá 64.64; Korotkevich 60.48; Katewicz 58.88

**Non-qualifiers:** Carol Cady USA 58.50; Hou Xuemei CHN 58.26; Anetta Khorina URS 57.76; Maria Urrutia COL 53.94; Maria Marelo ITA 52.74

## Tokyo 1991

## Final (Aug 31)

|     |                      |     |        |
|-----|----------------------|-----|--------|
| 1,  | Tsvetanka Khristova  | BUL | 71.02  |
| 2,  | Ilke Wyludda         | GER | 69.12  |
| 3,  | Larisa Mikhailchenko | URS | 68.26  |
| 4,  | Martina Hellmann     | GER | 67.14  |
| 5,  | Daniela Costian      | AUS | 66.06  |
| 6,  | Min Chunfeng         | CHN | 65.56  |
| 7,  | Irina Yatchenko      | URS | 64.92  |
| 8,  | Zhao Yonghua         | CHN | 63.62  |
| 9,  | Ellina Zvereva       | URS | 63.22; |
| 10, | Maritza Martén       | CUB | 62.40; |
| 11, | Xiao Yanling         | CHN | 61.20; |
| 12, | Bárbara Hechavarría  | CUB | 60.62  |

| Series        | 1     | 2     | 3     | 4     | 5     | 6     |
|---------------|-------|-------|-------|-------|-------|-------|
| Khristova     | 62.16 | 64.20 | 62.82 | x     | 66.96 | 71.02 |
| Wyludda       | 67.10 | 68.78 | 66.34 | 69.00 | 69.12 | x     |
| Mikhailchenko | 66.20 | 67.30 | 67.46 | 67.12 | 67.96 | 68.26 |
| Hellmann      | 65.32 | 66.28 | 67.14 | 65.80 | x     | 66.56 |
| Costian       | 64.32 | x     | 65.56 | x     | 66.06 | x     |
| Min           | 63.76 | 64.70 | 62.32 | 65.56 | 63.88 | 64.30 |
| Yatchenko     | 63.84 | 63.86 | x     | 64.92 | 60.76 | 62.24 |
| Zhao          | 60.94 | 63.62 | 61.28 | x     | 60.84 | x     |

The day after Carl Lewis's long jump defeat there was another shock when Ilke Wyludda – the winner of her previous 40 contests – was beaten. Not that the German performed badly. She threw season's bests in the fourth (69.00) and fifth rounds (69.12) to establish a commanding lead. Earlier in the fifth round, the pony-tailed Khristova had improved from seventh to third with 66.96, pushing defending champion Hellmann out of the medals.

The Bulgarian really clicked in round 6. Taking two turns, she propelled the discus clearly past the 70m line. To avoid defeat, the German needed to throw further than she had for the past 15 months. She waited until after the women's high jump ceremony to take her chance, but fell short of 70m and deliberately fouled.

"I had a certain degree of confidence I could win a medal, but I didn't expect such a long throw as 71 metres," said Khristova. "Wyludda must be surprised."

Khristova served a four-year doping suspension from 1993. Sadly, she died at age 46 in 2008 from lung cancer and bronchopneumonia.

## Qualifying round (62.00 or top 12 to final) (Aug 29)

**Group A qualifiers:** Wyludda 67.72; Costian 62.74; Martén 60.88; Yatchenko 60.38; Zhao 59.80

**Non-qualifiers:** Franka Dietzsch GER 59.16; Stefeniya Simova BUL 58.10; Lacy Barnes USA 56.84; Agnese Maffei ITA 56.36; Mette Bergmann NOR 55.78; Teresa Machado POR 53.64; Alice Matejková TCH 53.22; Ikuko Kitamori JPN 48.52; Maria Obando NCA 41.78; Hanane Ahmed Khaled EGY DNS

**Group B qualifiers:** Khristova 67.10; 2, Hellmann 65.26; Mikhailchenko 64.68; Zvereva 61.86; Xiao 61.68; Hechavarría 60.86; Min 59.42

**Non-qualifiers:** Vladimira Malatová TCH 58.38; Marie-Paule Geldhof BEL 57.26; Carla Garrett USA 56.62; Jackie McKernan GBR 55.64; Manuela Tirneci ROU 55.62; Penny Neer USA 54.26; Angeles Barreiro ESP 51.24; Wilna Bredenhann NAM 43.60; Huguette Robertson GUY 34.52

## Stuttgart 1993

## Final (Aug 19)

|    |                     |     |       |
|----|---------------------|-----|-------|
| 1, | Olga Burova         | RUS | 67.40 |
| 2, | Daniela Costian     | AUS | 65.36 |
| 3, | Min Chunfeng        | CHN | 65.26 |
| 4, | Maritza Martén      | CUB | 64.62 |
| 5, | Anja Gündler        | GER | 62.92 |
| 6, | Bárbara Hechavarría | CUB | 62.52 |

|                    |     |       |
|--------------------|-----|-------|
| 7, Nicoleta Grasu  | ROU | 62.10 |
| 8, Franka Dietzsch | GER | 62.06 |

9, Vladimira Malatová TCH 61.10; 10, Larisa Mikhalchenko UKR 60.76; 11, Ilke Wyludda GER 60.42; Qiu Qiaoping CHN NM

| Series      | 1     | 2     | 3     | 4     | 5     | 6     |
|-------------|-------|-------|-------|-------|-------|-------|
| Burova      | 63.28 | 67.40 | 65.80 | 67.06 | 65.00 | x     |
| Costian     | 63.90 | 64.78 | 64.66 | 65.36 | 65.12 | x     |
| Min         | 62.16 | 61.88 | 65.26 | 61.92 | x     | 64.10 |
| Martén      | x     | 60.98 | 63.34 | 63.38 | 64.62 | 64.42 |
| Gündler     | 62.24 | 60.26 | 62.36 | 59.52 | 62.72 | 62.92 |
| Hechavarría | 60.70 | 60.16 | 62.52 | x     | x     | 58.44 |
| Grasu       | x     | 56.78 | 62.10 | x     | 61.26 | 59.52 |
| Dietzsch    | 61.34 | 61.28 | 58.86 | 60.30 | 62.06 | 60.76 |

For the third successive World Championships, the qualifying round was won by Ilke Wyludda. Sadly, the German had been hampered by injury all summer and had nothing left for the final, finishing 11th.

The ex-Romanian Costian took an early lead in the final with throws of 63.90 and 64.78. Later in the second round, Burova threw 67.40 and this proved to be the winning effort. In the third round, Min moved into second place, but was back to third in the next round when Costian improved to 65.36.

#### Qualifying round (62.50 or top 12 to final) (Aug 17)

**Group A qualifiers:** Wyludda 64.06; Min 63.56; Burova 63.44; Costian 62.52; Grasu 62.28; Hechavarría 61.60

**Non-qualifiers:** Svetla Mitkova BUL 61.18; Ellina Zvereva BLR 59.64; Jacqueline Goormachtigh NED 58.74; Mette Bergmann NOR 58.12; Zdenka Šilhavá TCH 57.16; Jackie McKernan GBR 56.14; Teresa Machado POR 56.02; Ursula Weber AUT 55.48; Carla Garrett USA 53.52; Monia Kari TUN 51.26; Aye Aye Nwe MYA 47.40

**Group B qualifiers:** Marten 63.66; Gündler 62.82; Qiu 62.32; Dietzsch 61.66; Mikhalchenko 61.56; Malatová 61.22

**Non-qualifiers:** Larisa Korotkevich RUS 61.12; Renata Katewicz POL 60.66; Austrute Mikelytė LTU 59.82; Manuela Tirneci ROU 59.50; Connie Price-Smith USA 59.16; Agnese Maffeis ITA 57.06; Kris Kuehl USA 56.66; Alice Matejková TCH 53.86; Danijela Čurović IWP 53.72; Theresa Brick CAN 50.38; Orepá Naseri SAM 26.30

## Gothenburg 1995

### Final (Aug 12)

|                        |     |       |
|------------------------|-----|-------|
| 1, Ellina Zvereva      | BLR | 68.64 |
| 2, Ilke Wyludda        | GER | 67.20 |
| 3, Olga Chernyavskaya  | RUS | 66.86 |
| 4, Maritza Martén      | CUB | 64.36 |
| 5, Natalya Sadova      | RUS | 62.60 |
| 6, Mette Bergmann      | NOR | 62.48 |
| 7, Franka Dietzsch     | GER | 61.28 |
| 8, Lyudmila Filimonova | BLR | 61.16 |

9, Irina Yatchenko BLR 60.48; 10, Bárbara Hechavarría CUB 58.98; 11, Anastasia Kelesidou GRE 58.96; 12, Daniela Costian AUS 56.46

| Series        | 1     | 2     | 3     | 4     | 5     | 6     |
|---------------|-------|-------|-------|-------|-------|-------|
| Zvereva       | 68.64 | 63.04 | 65.42 | 63.82 | 65.86 | 66.92 |
| Wyludda       | 64.00 | 66.02 | 66.60 | 65.48 | 67.20 | 67.00 |
| Chernyavskaya | 66.86 | 65.20 | x     | 59.58 | x     | 62.86 |
| Martén        | x     | 63.22 | 63.12 | 60.44 | 64.36 | x     |
| Sadova        | 59.64 | 62.60 | 59.42 | 60.62 | 59.58 | x     |
| Bergmann      | x     | x     | 62.48 | x     | x     | 59.48 |
| Dietzsch      | 61.28 | 60.72 | 58.60 | x     | x     | x     |
| Filimonova    | 54.32 | 59.26 | 61.16 | 58.94 | x     | x     |

Zvereva completed the Belarus discus medal collection by adding gold to the silver and bronze taken by her compatriots in the men's contest one day earlier. The 34 year-old threw 68.64 in the first round to easily beat the 66.86 by defending champion Chernyavskaya (formerly Burova). Wyludda, the favourite, was beaten again. She stayed in third place until reaching 67.20 in the fifth round, so she did at least repeat her 1991 silver.

"I knew that I had only one chance – to throw the big one in the first round," said Zvereva. "I'm not sure I would have been the champ had I thrown my best in the second or third round."

#### Qualifying round (62.00 or top 12 to final) (Aug 10)

**Group A qualifiers:** Sadova 63.64; Zvereva 62.44; Costian 61.42; Filimonova 61.18; Hechavarría 60.48; Dietzsch 59.78

**Non-qualifiers:** Teresa Machado POR 58.68; Nicoleta Grasu ROU 58.62; Corrie de Bruin NED 58.14; Zdenka Šilhavá CZE 56.38; Edie Boyer USA 55.14; Danyel Mitchell USA 54.62; Beatrice Faumuina NZL 54.32; Stella Tsikouna GRE 49.92; Caroline Fournier MRI 45.18; Eva María Dimas ESA 41.78

**Group B qualifiers:** Wyludda 65.24; Bergmann 64.50; Martén 64.42; Chernyavskaya 62.96; Yatchenko 62.54; Kelesidou 59.88

**Non-qualifiers:** Jana Lauren GER 59.56; Lisa-Marie Vizaniari AUS 59.24; Atanaska Angelova BUL 58.94; Li Qiumei CHN 58.88; Cristina Boit ROU 58.54; Jacqueline Goormachtigh NED 57.82; Melissa Weis USA 57.34; Danijela Čurović YUG 56.88; Jackie McKernan GBR 54.78; Oumou Traoré MLI 36.46; Rangi Ngaata COK 32.84

## Athens 1997

### Final (Aug 7)

|                       |     |       |
|-----------------------|-----|-------|
| 1, Beatrice Faumuina  | NZL | 66.82 |
| 2, Ellina Zvereva     | BLR | 65.90 |
| 3, Natalya Sadova     | RUS | 65.14 |
| 4, Larisa Korotkevich | RUS | 63.02 |
| 5, Irina Yatchenko    | BLR | 62.58 |
| 6, Teresa Machado     | POR | 62.00 |
| 7, Stella Tsikouna    | GRE | 61.92 |
| 8, Agnese Maffeis     | ITA | 61.40 |

9, Luan Zhili CHN 60.62; 10, Nicoleta Grasu ROU 60.14; 11, Anna Söderberg SWE 58.22; 12, Lisa-Marie Vizaniari AUS 57.56

| Series      | 1     | 2     | 3     | 4     | 5     | 6     |
|-------------|-------|-------|-------|-------|-------|-------|
| Faumuina    | x     | x     | 66.82 | 62.60 | x     | x     |
| Zvereva     | 63.40 | 65.90 | 61.86 | 64.98 | 64.64 | 65.72 |
| Sadova      | 63.70 | 65.14 | x     | 63.08 | x     | x     |
| Korotkevich | 62.76 | 62.44 | 60.96 | x     | 63.02 | 62.04 |
| Yatchenko   | x     | 62.02 | 61.40 | 62.58 | 60.70 | 57.94 |
| Machado     | 62.00 | 60.78 | x     | x     | 59.92 | x     |
| Tsikouna    | 61.92 | 57.70 | x     | 58.00 | 59.66 | 58.12 |
| Maffeis     | 61.40 | 54.98 | 57.48 | 54.36 | 54.28 | x     |

Faumuina lived dangerously before winning New Zealand's first ever world title (or medal even). In the qualifying competition she faced a crisis after fouling her first two throws. She might have opted for a safety throw but there was no compromise as she registered a distance of 64.58. In the final the same thing happened. Two fouls left her facing extinction and she needed over 61m to survive the cut. No problem ... despite, or maybe because of, the pressure she threw 66.82, which not only ensured her three more trials but won her the title. She had come a long way since Gothenburg where she failed to reach the final, placing 28th of the 33 entrants with 54.32. Defending champion Zvereva and Olympic silver medallist Sadova were unable to improve upon their second round efforts of 65.90 and 65.14 for the other medals.

#### Qualifying Round (62.50 of top 12 to final) (Aug 5)

**Group A qualifiers:** Yatchenko 65.00; Faumuina 64.58; Tsikouna 61.52; Grasu 60.44; Korotkevich 60.30; Vizaniari 60.28; Maffeis 59.94

**Non-qualifiers:** Liu Fengying CHN 59.50; Alice Matejková CZE 58.96; Suzy Powell USA 54.22; Shelley Drew GBR 53.96; Tzvetanka Khristova BUL 53.64; Areti Abatzl GRE 49.72; Hüsnüye Keskin TUR 48.80

**Group B qualifiers:** Zvereva 65.94; Sadova 65.14; Machado 61.36; Luan 61.18; Söderberg 59.88

**Non-qualifiers:** Yelena Antonova UKR 59.62; Anastasia Kelesidou GRE 59.22; Edie Boyer USA 59.18; Elisângela Adriano BRA 57.88; Xiao Yanling CHN 56.32; Lacy Barnes-Mileham USA 55.52; Siniva Marsters COK 35.22; Isabelle Devaluez FRA, Franka Dietzsch GER & Mette Bergmann NOR NM

## Seville 1999

### Final (Aug 23)

|                        |     |       |
|------------------------|-----|-------|
| 1, Franka Dietzsch     | GER | 68.14 |
| 2, Anastasia Kelesidou | GRE | 66.05 |
| 3, Nicoleta Grasu      | ROU | 65.35 |
| 4, Natalya Sadova      | RUS | 64.98 |
| 5, Beatrice Faumuina   | NZL | 64.62 |
| 6, Seilala Sua         | USA | 63.73 |
| 7, Yelena Antonova     | UKR | 63.61 |
| 8, Stélla Tsikouna     | GRE | 63.43 |

9, Irina Yatchenko BLR 62.99; 10, Ellina Zvereva BLR 62.75; 11, Katerína Vóggoli GRE 61.00; 12, Anja Möllenbeck GER 59.48

| Series    | 1     | 2     | 3     | 4     | 5     | 6     |
|-----------|-------|-------|-------|-------|-------|-------|
| Dietzsch  | 66.34 | 63.60 | 67.60 | x     | 68.14 | 65.34 |
| Kelesidou | 64.69 | x     | 63.35 | x     | 66.05 | 64.46 |
| Grasu     | 63.35 | x     | 62.53 | 62.89 | 65.35 | x     |
| Sadova    | 64.69 | 64.98 | 60.65 | 64.59 | 61.08 | 64.19 |

|          | 1     | 2     | 3     | 4     | 5     | 6     |
|----------|-------|-------|-------|-------|-------|-------|
| Faumuina | 61.60 | 62.88 | 63.97 | 64.62 | 61.30 | 59.74 |
| Sua      | 60.21 | 58.22 | 63.73 | x     | x     | 59.74 |
| Antonova | 62.13 | x     | 63.61 | 61.33 | 63.58 | 63.31 |
| Tsikoúna | 60.57 | 63.10 | 61.28 | 57.23 | x     | 63.43 |

Sadova, the only thrower in the world to better 70m in 1999, will not look back on Seville with any pleasure. The 1997 bronze medallist only just scraped into the final in 12th place and eventually placed fourth. European Champion Dietzsch, who had not won a global medal since her silver in the 1986 World Junior Championships, dominated the contest. Her opener of 66.34 would have stood up as the winner had she not later improved to 67.60 and 68.14. After four rounds Sadova (64.98) was in second place but Grasu threw 65.35 in round 5 to supplant her, and a few minutes later the towering Kelesidou reached 66.05. Sadova was out of the medals.

#### Qualifying round Round (63.50 or top 12 to final) (Aug 21)

**Group A qualifiers:** Dietzsch 66.59; Faumuina 64.18; Zvereva 63.37; Grasu 63.13; Vóggoli 62.39

**Non-qualifiers:** Li Qiumei CHN 62.20; Lisa-Marie Vizaniari AUS 61.49; Larisa Korotkevich RUS 60.06; Anna Söderberg SWE 59.65; Sabine Sievers GER 58.34; Teresa Machado POR 57.84; Cao Qi CHN 57.43; Marzena Wysocka POL 57.43; Neelam Singh IND 57.05; Vladimíra Racková CZE 56.64; Kristin Kuehl USA 55.77

**Group B qualifiers:** Yatchenko 64.58; Tsikoúna 64.16; Kelesidou 64.12; Möllenbeck 63.63; Antonova 62.87; Sua 62.48; Sadova 62.35

**Non-qualifiers:** Alison Lever AUS 60.05; Joanna Wiśniewska POL 59.83; Li Yanfeng CHN 59.47; Tiina Kankaanpää FIN 58.02; Aretha Hill USA 57.50; Oksana Mert TUR 57.31; Eha Rünne EST 56.57

## X Edmonton 2001

### Final (Aug 11)

|                        |     |       |
|------------------------|-----|-------|
| 1, Ellina Zvereva      | BLR | 67.10 |
| 2, Nicoleta Grasu      | ROU | 66.42 |
| 3, Anastasia Kelesidou | GRE | 65.50 |
| 4, Franka Dietzsch     | GER | 65.38 |
| 5, Seilala Sua         | USA | 63.74 |
| 6, Věra Pospisilová    | CZE | 61.47 |
| 7, Kristin Kuehl       | USA | 61.04 |
| 8, Anja Möllenbeck     | GER | 60.49 |

9, Irina Yatchenko BLR 59.45; 10, Li Qiumei CHN 57.81; 11, Vladimíra Racková CZE 56.43; Natalya Sadova RUS DQ (r40.1) (68.57)

**Rightful finalist:** Stella Tsikoúna GRE

| Series      | 1     | 2     | 3     | 4     | 5     | 6      |
|-------------|-------|-------|-------|-------|-------|--------|
| Zvereva     | x     | 67.10 | x     | 64.70 | 65.37 | x      |
| Grasu       | 55.70 | 65.34 | 63.74 | x     | 66.24 | 65.73  |
| Kelesidou   | 61.02 | 65.50 | 62.70 | 63.47 | 62.37 | 65.14  |
| Dietzsch    | 63.62 | x     | 63.12 | x     | 64.60 | 65.38  |
| Sua         | 63.74 | x     | x     | x     | x     | x      |
| Pospisilová | 60.72 | 59.46 | x     | 60.60 | 61.47 | x      |
| Kuehl       | 56.91 | 61.04 | x     | 59.81 | x     | 59.79  |
| Möllenbeck  | 60.49 | x     | x     |       |       |        |
| [Sadova     | 65.24 | 66.87 | 66.36 | 68.57 | 67.80 | 67.18] |

Eleven years after becoming World Junior Champion in USSR colours, Sadova apparently became senior champion for the first time in her fourth World Championship final. Olympic Champion Zvereva, set the pace with a 65.78 qualifier then 67.10 in round 2 of the final. That held first place until the penultimate throw of the fourth round, when Sadova spun her implement out to 68.57, the world's longest throw of 2001. In the fifth round, Grasu overtook Kelesidou for the bronze.

Unfortunately, the winner failed a doping test for caffeine. The Russian Federation exonerated her and the case was to be referred to the Court of Arbitration for Sport, then in December 2002 the penalty was accepted by all parties. Zvereva, at 40 years 268 days old, therefore became the oldest ever World Champion or medallist.

#### Qualifying Round (63.00 or top 12 to final) (Aug 9)

**Group A qualifiers:** Dietzsch 63.15; Sua 62.54; Pospisilová 62.27; Kelesidou 62.26; Li 61.90; Yatchenko 60.67; Sadova DQ (r40.1) (64.43)

**Non-qualifiers:** Joanna Wiśniewska POL 58.53; Suzy Powell USA 58.19; Alison Lever AUS 54.31; Tina McDonald CAN 46.98

**Group B qualifiers:** Zvereva 65.78; Grasu 63.37; Kuehl 62.63; Racková 62.32; Möllenbeck 60.86

**Non-qualifiers:** Stella Tsikoúna GRE 60.32; Katerína Vóggoli GRE 59.98; Teresa Machado POR 59.74; Yelena Antonova UKR 58.55; Neelam Jaswant Singh IND 56.52; Mélina Robert-Michon FRA 56.22

## Paris 2003

### Final (Aug 25)

|                        |     |       |
|------------------------|-----|-------|
| 1, Irina Yatchenko     | BLR | 67.32 |
| 2, Anastasia Kelesidou | GRE | 67.14 |
| 3, Katerína Vóggoli    | GRE | 66.73 |
| 4, Yelena Antonova     | UKR | 65.90 |
| 5, Věra Pospisilová    | CZE | 65.55 |
| 6, Natalya Sadova      | RUS | 65.22 |
| 7, Song Aimin          | CHN | 63.84 |
| 8, Anna Söderberg      | SWE | 61.61 |

9, Suzy Powell USA 59.86; 10, Teresa Machado POR 59.46; 11, Mélina Robert-Michon FRA 58.52; 12, Neelam Jaswant Singh IND 57.92; 13, Beatrice Faumuina NZL 56.86

| Series      | 1     | 2     | 3     | 4     | 5     | 6     |
|-------------|-------|-------|-------|-------|-------|-------|
| Yatchenko   | 67.32 | 62.57 | 66.12 | x     | x     | x     |
| Kelesidou   | 65.76 | 63.93 | 67.13 | 65.18 | x     | 67.14 |
| Vóggoli     | x     | 63.39 | 66.04 | 66.73 | 64.75 | 65.64 |
| Antonova    | 64.51 | 60.56 | x     | 60.70 | 65.90 | 61.72 |
| Pospisilová | 62.04 | 61.12 | 63.23 | 64.01 | 65.55 | 61.96 |
| Sadova      | 65.22 | x     | x     | 63.94 | 65.07 | x     |
| Song        | 59.71 | 62.08 | 63.84 | 63.20 | x     | 57.53 |
| Söderberg   | 59.81 | 56.73 | 61.61 | 59.32 | x     | x     |

At 37 years 298 days, Irina Yatchenko became the oldest female World Champion apart from her compatriot Zvereva. She did so with her first throw of 67.32 which remained the longest of the day though Kelesidou came close with 67.13 in the third then 67.14 in the sixth. Greece won the other medal thanks to Vóggoli, who threw a personal best of 66.73 in the fourth round. "I liked the circle a lot," said the winner, "as I prefer the surface hard and slow." At this point, Belarus had won all of the three throws finals staged so far in Paris.

#### Qualifying round (60.00 or top 12 to final) (Aug 23)

**Group A qualifiers:** Song 62.20; Antonova 62.14; Pospisilová 60.64; Robert-Michon 60.47

**Non-qualifiers:** Franka Dietzsch GER 59.77; Stilianí Tsikoúna GRE 59.39; Kris Kuehl USA 58.07; Marzena Wysocka POL 57.80; Elisângela Adriano BRA 57.69; Aretha Hill USA 50.79

**Group B qualifiers:** Sadova 63.47; Vóggoli 63.13; Faumuina 63.12; Powell 61.83; Yatchenko 61.79; Kelesidou 61.23; Singh 60.33; Machado 59.87

**Non-qualifiers:** Anna Söderberg SWE 59.66; Shelley Newman GBR 57.65

## Helsinki 2005

### Final (Aug 11)

|                      |     |       |
|----------------------|-----|-------|
| 1, Franka Dietzsch   | GER | 66.56 |
| 2, Natalya Sadova    | RUS | 64.33 |
| 3, Věra Cechlová     | CZE | 63.19 |
| 4, Beatrice Faumuina | NZL | 62.73 |
| 5, Nicoleta Grasu    | ROU | 62.05 |
| 6, Ma Shuli          | CHN | 61.33 |
| 7, Dragana Tomašević | SCG | 60.56 |
| 8, Yelena Antonova   | UKR | 59.37 |

9, Natalya Fokina UKR 58.44; 10, Song Aimin CHN 57.90; 11, Anna Söderberg SWE 57.41; 12, Joanna Wiśniewska POL 57.06

| Series    | 1     | 2     | 3     | 4     | 5     | 6     |
|-----------|-------|-------|-------|-------|-------|-------|
| Dietzsch  | 64.89 | 64.08 | 64.36 | 66.56 | 65.29 | -     |
| Sadova    | 64.33 | 60.63 | 61.28 | 62.31 | 62.68 | 61.59 |
| Cechlová  | 60.76 | 63.00 | x     | x     | 63.19 | x     |
| Faumuina  | 62.73 | x     | 57.70 | 61.01 | 60.94 | 57.42 |
| Grasu     | 55.75 | x     | 62.05 | x     | x     | 61.49 |
| Ma        | 59.21 | 58.38 | 61.33 | 58.15 | 58.22 | 59.36 |
| Tomašević | 60.56 | x     | x     | x     | 56.25 | 56.30 |
| Antonova  | 59.37 | 59.08 | 57.71 | 56.35 | x     | 56.19 |

Sadova and Dietzsch had both lost just twice in 2005, with Olympic Champion Sadova favoured to win in Helsinki. Cechlová and Song led the qualifiers. The final actually began on August 9 but was abandoned after two throws because of the terrible weather and then postponed for two days. Both Faumuina (62.73) and Sadova (64.33) produced their best throws in the opening round, but it was Dietzsch who achieved the best initial throw with 64.89. Cechlová moved into third in round two with 63.00 before cementing her position in with 63.19 in the fifth.



Only Dietzsch was able to get beyond 64m after the first round, and she did so in the wet conditions with all of her throws, enabling her to pass her last round. Dietzsch was competing in her eighth championships; she won in 1999 but had otherwise not been on the podium. Her unrestrained joy in winning was reminiscent of Helena Fibingerová's shot win in 1983, as she hugged as many officials as possible.

#### Qualifying round (61.00 or top 12 to final) (Aug 7)

**Group A qualifiers:** Cechlová 64.26; Song 64.15; Tomašević 62.02; Antonova 61.05; Wiśniewska 59.66

**Non-qualifiers:** Elizna Naudé RSA 58.93; Oksana Yesipchuk RUS 58.32; Marzena Wysocka POL 57.44; Tereapii Tapoki COK 50.92; Aretha Thurmond USA 47.15; Neelam Jaswant Singh IND DQ (r40.1) (56.70)

**Group B qualifiers:** Sadova 63.65; Dietzsch 63.53; Grasu 62.06; Söderberg 59.94; Faumuina 59.81; Ma 59.43; Fokina 59.30

**Non-qualifiers:** Yania Ferrales CUB 58.38; Seilala Sua USA 57.68; Becky Breisch USA 57.16; Wioletta Potepa POL 56.31

|     |                         |     |       |
|-----|-------------------------|-----|-------|
| 3,  | Nicoleta Grasu          | ROU | 65.20 |
| 4,  | Žaneta Glanc            | POL | 62.66 |
| 5,  | Song Aimin              | CHN | 62.42 |
| 6,  | Nadine Müller           | GER | 62.04 |
| 7,  | Natalya Sadova          | RUS | 61.78 |
| 8,  | Mélina Robert-Michon    | FRA | 60.92 |
| 9,  | Sandra Perković         | CRO | 60.77 |
| 10, | Aretha Thurmond         | USA | 59.89 |
| 11, | Ma Xuejun               | CHN | 58.79 |
| 12, | Stephanie Brown Trafton | USA | 58.53 |

| Series        | 1     | 2     | 3     | 4     | 5     | 6     |
|---------------|-------|-------|-------|-------|-------|-------|
| Samuels       | x     | 59.05 | 62.71 | 64.76 | 65.44 | x     |
| Barrios       | 64.44 | 63.87 | 61.17 | x     | x     | 65.31 |
| Grasu         | x     | 65.20 | 62.38 | 60.68 | 63.41 | x     |
| Glanc         | 58.69 | 59.83 | 62.66 | x     | 57.71 | x     |
| Song          | 51.69 | 60.50 | 61.78 | x     | 61.39 | 62.42 |
| Müller        | 57.53 | 57.62 | 62.04 | 60.40 | x     | x     |
| Sadova        | 60.70 | 61.78 | 59.31 | 60.44 | 58.26 | 61.44 |
| Robert-Michon | 59.80 | 60.92 | 60.89 | x     | 59.90 | 59.69 |

## X

## Osaka 2007

### Final (Aug 29)

|    |                   |     |       |
|----|-------------------|-----|-------|
| 1, | Franka Dietzsch   | GER | 66.61 |
| 2, | Yarelis Barrios   | CUB | 63.90 |
| 3, | Nicoleta Grasu    | ROU | 63.40 |
| 4, | Sun Taifeng       | CHN | 63.22 |
| 5, | Yelena Antonova   | UKR | 62.41 |
| 6, | Joanna Wiśniewska | POL | 61.35 |
| 7, | Natalya Semenova  | UKR | 61.17 |
| 8, | Ma Xuejun         | CHN | 59.37 |

9, Iryna Yatchenko BLR 58.67; 10, Yania Ferrales CUB 58.20; 11, Mélina Robert-Michon FRA 57.81; Darya Pishchalnikova RUS DQ (r40.9) (65.78)

| Series          | 1     | 2     | 3     | 4     | 5     | 6      |
|-----------------|-------|-------|-------|-------|-------|--------|
| Dietzsch        | 66.61 | 66.48 | 63.92 | 63.81 | 65.29 | x      |
| Barrios         | 63.90 | 61.75 | x     | 62.44 | x     | 57.60  |
| Grasu           | 59.51 | 59.79 | 63.14 | 61.44 | 63.02 | 63.40  |
| Sun             | 61.21 | 60.39 | 63.22 | 61.57 | x     | x      |
| Antonova        | 59.61 | 60.86 | 59.96 | 62.41 | 62.17 | 61.81  |
| Wiśniewska      | 61.35 | 59.96 | 60.95 | 59.64 | x     | 60.64  |
| Semenova        | 61.17 | 60.36 | 60.11 | 59.94 | x     | 58.37  |
| Ma              | x     | 59.37 | 58.96 |       |       |        |
| [Pishchalnikova | 59.91 | 63.10 | 65.14 | 60.83 | 65.78 | 65.55] |

Dietzsch (39) headed the world list with 68.06, and endorsed her position as favourite on her record ninth appearance in the championships by leading the qualifying round with 65.17. The champion from 1999 and 2005 opened up in the final with 66.61, which she followed with 66.48. Neither mark was headed on the day, though Pishchalnikova did (like Dietzsch) produce three throws over 65m. No-one else could get over 64m, and Barrios's opening throw of 63.90 held up against Grasu, who achieved her best of 63.40 in the final round. Dietzsch had first competed internationally – for the GDR – in 1986, placing second in the World Junior championships. In winning, she became the first athlete to win the women's discus three times and the second-oldest World Champion after 2001 winner Ellina Zvereva.

The following summer, Pishchalnikova was found guilty of tampering or attempting to tamper with a doping control sample back in April 2007. As detailed in the report here of the Osaka women's 1500m, she was eventually banned from that date to April 30, 2011. So her Osaka silver went to Barrios, and Grasu won her third world medal.

#### Qualifying round (61.50 or top 12 to final) (Aug 27)

**Group A qualifiers:** Dietzsch 65.17; Grasu 64.26; Barrios 63.44; Yatchenko 62.63; Ma 60.89

**Non-qualifiers:** Dani Samuels AUS 60.44; Song Aimin CHN 60.10; Kateryna Karsak UKR 59.46; Wioletta Potepa POL 59.20; Anna Söderberg SWE 58.65; Becky Breisch USA 58.42; Dragana Tomašević SRB 57.96; Cecilia Barnes USA 53.02; Tereapii Tapoki COK 50.35

**Group B qualifiers:** Wiśniewska 63.13; Sun 61.99; Robert-Michon 61.66; Ferrales 61.48; Semenova 61.33; Antonova 60.90; Pishchalnikova DQ (r40.8) (61.88)

**Non-qualifiers:** Suzy Powell USA 59.57; Věra Cechlová CZE 57.56; Elisângela Adriano BRA 57.21; Krishna Poonia IND 57.17; Nadine Müller GER 55.98; Beatrice Faumuina NZL 55.75; Yuka Murofushi JPN 52.76

Between them, Dietzsch, Zvereva and Yatchenko had more than 60 years of international experience, including the previous five world titles, but none of them qualified for the final though Dietzsch did make a record-equalling 10th appearance at the World Championships.

The qualifiers were led by the Chinese duo of Ma and Song. Barrios, the Olympic and World silver medallist, was the only thrower beyond 61m in the first round with a solid 64.44. Grasu, three times a medallist since 1999, went into the lead in the second round with 65.20, with another veteran – Sadova – moving into third with 61.78. Samuels (62.71) and Glanc (62.66) then overtook the Russian, and Samuels then improved her lifetime best (of 62.95) with 64.76 and a winning 65.44. Only Barrios could react, and she came very close with her 65.31 in the final round. So she repeated her silver from Osaka 2007.

The Australian became the first discus thrower to win world golds in all three age categories, having been World Youth Champion in 2005 and World Junior Champion one year later.

In 2017 it was announced that Barrios had failed a re-test of a doping control sample from the 2008 Olympic Games, where she had originally won a silver medal. That award was withdrawn and she was given a one-year ban, plus a one-year results annulment to August 17, 2009 – just two days before she performed in Berlin.

#### Qualifying round (61.50 or top 12 to final) (Aug 19)

**Group A qualifiers:** Ma 63.38; Barrios 62.19; Perković 62.16; Grasu 61.78; Müller 61.63; Brown Trafton 61.23

**Non-qualifiers:** Elizna Naude RSA 59.67; Wioletta Potepa POL 59.54; Dragana Tomašević SRB 59.38; Svetlana Saykina RUS 59.31; Becky Breisch USA 58.50; Yania Ferrales CUB 58.24; Kateryna Karsak UKR 56.79; Krishna Poonia IND 56.75; Elisângela Adriano BRA 55.75; Sofia Larsson SWE 54.28; Venera Getova BUL 53.33; Ellina Zvereva BLR NM; Olena Antonova UKR DQ (r40.1) (54.28)

**Group B qualifiers:** Song 62.80; Samuels 62.67; Glanc 62.43; Sadova 61.94; Robert-Michon 61.53; Thurmond 61.08

**Non-qualifiers:** Xu Shaoyang CHN 61.02; Yarisley Collado CUB 60.37; Seema Antil IND 59.85; Věra Cechlová CZE 59.52; Joanna Wiśniewska POL 58.85; Franka Dietzsch GER 58.44; Vera Begić CRO 58.25; Anna Söderberg SWE 57.92; Rocío Comba ARG 54.69; Zinaida Sendriūtė LTU 54.55; Li Wen-Hua TPE 53.88; Suzanne Kragbé Kazai CIV 53.84; Tereapii Tapoki COK 45.29; Iryna Yatchenko BLR NM

## Daegu 2011

### Final (Aug 28)

|    |                         |     |       |
|----|-------------------------|-----|-------|
| 1, | Li Yanfeng              | CHN | 66.52 |
| 2, | Nadine Müller           | GER | 65.97 |
| 3, | Yarelys Barrios         | CUB | 65.73 |
| 4, | Žaneta Glanc            | POL | 63.91 |
| 5, | Stephanie Brown Trafton | USA | 63.85 |
| 6, | Tan Jian                | CHN | 62.96 |
| 7, | Dragana Tomašević       | SRB | 62.48 |
| 8, | Nicoleta Grasu          | ROU | 62.08 |

9, Denia Caballero CUB 60.73; 10, Dani Samuels AUS 59.14v  
11, Darya Pishchalnikova RUS 58.10; 12, Zinaida Sendriūtė LTU 57.30

| Series  | 1     | 2     | 3     | 4     | 5     | 6     |
|---------|-------|-------|-------|-------|-------|-------|
| Li      | 65.28 | 66.52 | 65.50 | 64.32 | 64.34 | 63.83 |
| Müller  | 65.06 | 65.97 | 64.08 | 62.55 | x     | x     |
| Barrios | x     | 61.87 | 65.73 | 63.93 | x     | 63.90 |
| Glanc   | 63.91 | 62.30 | 63.11 | 62.69 | 62.17 | 60.32 |

## Berlin 2009

### Final (Aug 21)

|    |                 |     |       |
|----|-----------------|-----|-------|
| 1, | Dani Samuels    | AUS | 65.44 |
| 2, | Yarelis Barrios | CUB | 65.31 |

|               | <u>1</u> | <u>2</u> | <u>3</u> | <u>4</u> | <u>5</u> | <u>6</u> |
|---------------|----------|----------|----------|----------|----------|----------|
| Brown Trafton | 60.20    | 60.97    | 60.24    | 63.85    | 60.26    | x        |
| Tan           | 60.46    | 61.44    | 61.79    | 62.96    | x        | 61.12    |
| Tomašević     | 62.26    | 58.97    | 62.48    | x        | 59.03    | 58.63    |
| Grasu         | 57.95    | 60.34    | 62.08    | 60.79    | 60.45    | 60.72    |

Li (67.98) and Müller (66.99) were the world's leading throwers of 2011 prior to Daegu, and they duly led the qualifying round with 64.44 and 65.54 respectively. In the final, the Chinese was always one step ahead of the German, leading 65.28 to 65.06 in the opening round, and then improving to 66.52 ahead of Müller's 65.97 in round two. Barrios threw 65.73 in the third to win the bronze. Li's coach was Karl-Heinz Steinmetz, the German who had also advised the great multi-World Champion Lars Riedel.

#### Qualifying round (62.00 or top 12 to final) (Aug 27)

**Group A qualifiers:** Müller 65.54; Barrios 63.80; Tan 62.26; Sendriūtė 61.72; Tomašević 60.45; Samuels 60.05; Pishchalnikova 59.94

**Non-qualifiers:** Ma Xuejun CHN 59.71; Gia Lewis-Smallwood USA 59.49; Natalya Semenova UKR 58.27; Andressa de Morais BRA 57.93; Vera Cechlová CZE 53.87

**Group B qualifiers:** Li 64.44; Glanc 63.44; Brown Trafton 61.89; Caballero 60.36; Grasu 60.13

**Non-qualifiers:** Aretha Thurmond USA 59.88; Monique Jansen NED 58.23; Suzanne Kragbø Kazai CIV 57.55; Kateryna Karsak UKR 57.54; Harwant Kaur IND 56.49; Elisângela Adriano BRA 56.45; Karen Gallardo CHI 53.69

## Moscow 2013

### Final (Aug 11)

|                         |     |       |
|-------------------------|-----|-------|
| 1, Sandra Perković      | CRO | 67.99 |
| 2, Mélina Robert-Michon | FRA | 66.28 |
| 3, Yarelis Barrios      | CUB | 64.96 |
| 4, Nadine Müller        | GER | 64.47 |
| 5, Gia Lewis-Smallwood  | USA | 64.23 |
| 6, Tan Jian             | CHN | 63.34 |
| 7, Żaneta Glanc         | POL | 62.90 |
| 8, Denia Caballero      | CUB | 62.80 |

9, Zinaida Sendriūtė LTU 62.54; 10, Dani Samuels AUS 62.42; 11, Yaimí Pérez CUB 62.39; 12, Rocío Comba ARG 59.83

| Series          | <u>1</u> | <u>3</u> | <u>3</u> | <u>4</u> | <u>5</u> | <u>6</u> |
|-----------------|----------|----------|----------|----------|----------|----------|
| Perković        | 67.52    | 67.99    | x        | 67.80    | x        | x        |
| Robert-Michon   | 62.53    | 61.77    | 65.13    | 65.08    | x        | 66.28    |
| Barrios         | 64.96    | 63.99    | x        | 62.77    | 61.28    | 63.33    |
| Müller          | 64.12    | 64.47    | x        | x        | 61.92    | 63.22    |
| Lewis-Smallwood | 57.21    | 61.66    | 62.71    | 64.23    | x        | 61.10    |
| Tan             | x        | 63.16    | 61.69    | 63.34    | x        | 61.47    |
| Glanc           | 59.80    | 62.90    | x        | 61.27    | x        | x        |
| Caballero       | 62.80    | 59.80    | 60.16    | 61.43    | x        | 62.49    |

Olympic Champion Perković was almost a prohibitive favourite as the only athlete to have thrown 68 metres in 2013, which she'd done four times. The Croatian could not have got closer to that distance in Moscow, with 67.99 in round two.

The silver medal was expected to be contested by Barrios and Müller, but Robert-Michon produced a surprise. In eight global championships her best had been a sixth place in the London Olympics (or fifth after Darya Pishchalnikova's disqualification was confirmed). In Moscow, she produced three throws good enough to win the silver medal, culminating in a French record of 66.28 in the final round.

#### Qualifying round (63.00 or top 12 to final) (Aug 10)

**Group A qualifiers:** Sendriūtė 64.16; Barrios 63.63; Robert-Michon 63.16; Caballero 60.14; **Non-qualifiers:** Julia Fischer GER 60.09; Dragana Tomašević SRB 58.79; Karen Gallardo CHI 57.03; Svetlana Saykina RUS 56.62; Liz Podominick USA 56.41; Whitney Ashley USA 44.60; Gu Siyu CHN & Fernanda Raquel Borges BRA NM; Vera Ganeyeva RUS DQ (r40.9) (58.37)

**Group B qualifiers:** Perković 63.62; Tan 63.21; Müller 63.16; Samuels 62.85; Glanc 61.62; Comba 61.54; Lewis-Smallwood 61.30; Pérez 60.33

**Non-qualifiers:** Yekaterina Strokova RUS 57.85; Irina Rodrigues POR 57.64; Su Xinyue CHN 56.87; Nicoleta Grasu ROU 56.31; Nataliya Semenova UKR 55.79

## Beijing 2015

### Final (Aug 25)

|                    |     |       |
|--------------------|-----|-------|
| 1, Denia Caballero | CUB | 69.28 |
| 2, Sandra Perković | CRO | 67.39 |
| 3, Nadine Müller   | GER | 65.53 |

|                  |     |       |
|------------------|-----|-------|
| 4, Yaimí Pérez   | CUB | 65.46 |
| 5, Julia Fischer | GER | 63.88 |
| 6, Dani Stevens  | AUS | 63.14 |
| 7, Shanice Craft | GER | 63.10 |
| 8, Su Xinyue     | CHN | 62.90 |

9, Whitney Ashley USA 61.05; 10, Mélina Robert-Michon FRA 60.92; 11, Gia Lewis-Smallwood USA 60.55; 12, Nataliya Semenova UKR 59.54

| Series    | <u>1</u> | <u>2</u> | <u>3</u> | <u>4</u> | <u>5</u> | <u>6</u> |
|-----------|----------|----------|----------|----------|----------|----------|
| Caballero | 69.28    | 63.83    | x        | 65.97    | 66.55    | 66.58    |
| Perković  | x        | 65.35    | x        | 65.37    | x        | 67.39    |
| Müller    | 65.53    | x        | 60.85    | x        | x        | 62.67    |
| Pérez     | x        | 62.63    | 59.63    | 64.60    | 64.31    | 65.46    |
| Fischer   | 63.88    | x        | x        | 59.22    | x        | 63.19    |
| Stevens   | 53.65    | 62.90    | 63.08    | 63.14    | 61.48    | 62.31    |
| Craft     | 61.80    | 61.72    | 61.46    | 59.23    | 63.10    | 62.86    |
| Su        | 62.90    | 62.58    | 58.47    | 61.56    | 62.33    | 62.61    |

Perković had beaten Caballero 7-0 before the championships, but in Beijing the tall and relatively slender Cuban (1.75m/73kg) was at a new level. She went out to 69.28 in the first round, ending the throw in a sitting position in the circle.

The Croat was sufficiently discombobulated that she was unable to launch a serious challenge until the last round, at which point she was languishing in fourth place. Perković then finally threw 67.39 for the silver, an effort she later described with a four-letter word. One of the biggest favourites in athletics had been defeated. Müller managed to hold onto the bronze medal with 65.63, withstanding the challenge of Pérez, who reached 65.46 in the last round.

#### Qualifying round (63.00 or top 12 to final) (Aug 24)

**Group A qualifiers:** Caballero 65.15; Fischer 63.38; Craft 62.73; Stevens 62.01; Su 61.68; Ashley 60.88

**Non-qualifiers:** Zinaida Sendriūtė LTU 60.33; Yelena Panova RUS 60.21; Te Rina Keenan NZL 59.20; Andressa de Morais BRA 59.08; Lu Xiaoxin CHN 58.55; Sabina Asenjo ESP 58.04; Yuliya Maltseva RUS 57.08; Sanna Kämäräinen FIN 56.68; Rocío Comba ARG 56.11

**Group B qualifiers:** Perković 64.51; Müller 64.39; Pérez 62.93; Lewis-Smallwood 62.04; Robert-Michon 61.78; Semenova 60.72

**Non-qualifiers:** Shelbi Vaughan USA 60.24; Tan Jian CHN 59.84; Yekaterina Strokova RUS 59.32; Dragana Tomašević SRB 58.98; Karen Gallardo CHI 58.32; Hrisoúla Anagnostopóulou GRE 58.20; Fernanda Raquel Martins BRA 56.74; Subenrat Insaeng THA 55.14; Siositina Hakeai NZL 54.89; Irina Rodrigues POR 52.82

## DISCUS THROW

### Multiple Medallists:

|   |                           |     |                        |
|---|---------------------------|-----|------------------------|
| 4 | Nicoleta Grasu            | ROU | 99-3, 01-2, 07-3, 09-3 |
|   | Yarelis Barrios           | CUB | 07-2, 09-2, 11-3, 13-3 |
| 3 | Ellina Zvereva            | BLR | 95-1, 97-2, 01-1       |
|   | Franka Dietzsch           | GER | 99-1, 05-1, 07-1       |
|   | Anastasia Kelesidou       | GRE | 99-2, 01-3, 03-2       |
| 2 | Martina Opitz/Hellmann    | GDR | 83-1, 87-1             |
|   | Tsvetanka Khristova       | BUL | 87-3, 91-1             |
|   | Ilke Wyludda              | GER | 91-2, 95-2             |
|   | Olga Burova/Chernyavskaya | RUS | 93-1, 95-3             |
|   | Natalya Sadova            | RUS | 97-3, 05-2             |
|   | Nadine Müller             | GER | 11-2, 15-3             |
|   | Sandra Perković           | CRO | 13-1, 15-2             |

### Most Finals:

|   |       |   |
|---|-------|---|
| 8 | Grasu | 93-7, 97-10, 99-3, 01-2, 05-5, 07-3, 09-3, 11-8 |
|---|-------|---|

### Most Appearances:

|    |          |   |
|----|----------|---|
| 10 | Dietzsch | 91-13Q, 93-8, 95-7, 97-nm/Q, 99-1, 01-4, 03-13Q, 05-1, 07-1, 09-23Q |
|    | Grasu    | 93-7, 95-18Q, 97-10, 99-3, 01-2, 05-5, 07-3, 09-3, 11-8, 13-22Q     |

### National Placings:

|     | <u>1</u> | <u>2</u> | <u>3</u> | <u>4</u> | <u>5</u> | <u>6</u> | <u>7</u> | <u>8</u> | Points |
|-----|----------|----------|----------|----------|----------|----------|----------|----------|--------|
| GER | 5        | 4        | 1        | 4        | 3        | 1        | 2        | 2        | 115    |
| CUB | 1        | 2        | 2        | 3        | -        | 1        | -        | 1        | 53     |
| RUS | 1        | 1        | 2        | 2        | 1        | 1        | 1        | -        | 46     |
| CHN | 1        | -        | 1        | 1        | 1        | 4        | 1        | 3        | 40     |
| BLR | 3        | 1        | -        | -        | 1        | -        | -        | 1        | 36     |
| ROU | -        | 1        | 3        | -        | 1        | -        | 1        | 2        | 33     |
| BUL | 1        | -        | 2        | 1        | 1        | -        | -        | -        | 29     |
| GRE | -        | 2        | 2        | -        | -        | -        | 1        | 1        | 29     |
| AUS | 1        | 1        | -        | -        | 1        | 1        | -        | -        | 22     |

| Women's Discus Throw |           |           |           |           |           |           |           |           |            |
|----------------------|-----------|-----------|-----------|-----------|-----------|-----------|-----------|-----------|------------|
| National Placings:   |           |           |           |           |           |           |           |           |            |
|                      | 1         | 2         | 3         | 4         | 5         | 6         | 7         | 8         | Points     |
| NZL                  | 1         | -         | -         | 1         | 1         | -         | -         | -         | 17         |
| URS                  | -         | 1         | 1         | -         | -         | -         | 2         | -         | 17         |
| USA                  | -         | -         | -         | -         | 3         | 1         | 1         | -         | 17         |
| CRO                  | 1         | 1         | -         | -         | -         | -         | -         | -         | 15         |
| POL                  | -         | -         | -         | 2         | -         | 1         | 1         | -         | 15         |
| UKR                  | -         | -         | -         | 1         | 1         | -         | 2         | 1         | 14         |
| CZE                  | -         | -         | 1         | -         | 1         | 1         | -         | -         | 13         |
| FRA                  | -         | 1         | -         | -         | -         | -         | -         | 1         | 8          |
| TCH                  | -         | -         | -         | -         | -         | 2         | -         | -         | 6          |
| NOR                  | -         | -         | -         | -         | -         | 1         | -         | -         | 3          |
| POR                  | -         | -         | -         | -         | -         | 1         | -         | -         | 3          |
| NED                  | -         | -         | -         | -         | -         | -         | 1         | -         | 2          |
| SCG                  | -         | -         | -         | -         | -         | -         | 1         | -         | 2          |
| SRB                  | -         | -         | -         | -         | -         | -         | 1         | -         | 2          |
| GBR                  | -         | -         | -         | -         | -         | -         | -         | 1         | 1          |
| ITA                  | -         | -         | -         | -         | -         | -         | -         | 1         | 1          |
| SWE                  | -         | -         | -         | -         | -         | -         | -         | 1         | 1          |
| <b>Totals</b>        | <b>15</b> | <b>15</b> | <b>15</b> | <b>15</b> | <b>15</b> | <b>15</b> | <b>15</b> | <b>15</b> | <b>540</b> |

7, Florence Ezeh FRA 65.88

8, Ivana Brkljačić CRO 65.43

9, Kirsten Münchow GER 64.39; 10, Olga Tsander BLR 64.10; 11, Zhang Wenxiu CHN 61.61; 12, Melissa Nicole Price USA 61.57

| Series      | 1     | 2     | 3     | 4     | 5     | 6     |
|-------------|-------|-------|-------|-------|-------|-------|
| Moreno      | 69.55 | 69.34 | 70.65 | 61.45 | 68.84 | 66.95 |
| Kuzenkova   | 70.61 | 69.94 | x     | x     | x     | 69.78 |
| Eagles      | 67.62 | 68.87 | 64.64 | 63.81 | 68.17 | 67.43 |
| Skolimowska | 67.74 | 67.88 | 67.07 | 68.05 | 67.93 | 68.02 |
| Montebrun   | 67.78 | 66.82 | x     | x     | 67.74 | x     |
| Shaw        | 64.04 | 65.89 | 63.68 | 63.66 | 64.95 | 62.38 |
| Ezeh        | 63.66 | 65.30 | 64.93 | 65.88 | 65.76 | 64.66 |
| Brkljačić   | 65.43 | x     | x     | x     | 62.94 | x     |

Kuzenkova was the favourite and started well with 70.43 in qualifying then 70.61 in the first round of the final. She followed up with a 69.94, but she had no response when Moreno flung her hammer out to 70.65 in third round. In the meantime, Eagles had filled third place at 68.87.

Observers raved about Moreno's technique. The 20 year-old Cuban prepared before each throw by making four circles with her right index finger. In rounds 3, 4 and 5 Kuzenkova fouled and there were no changes in the medal positions. After her and the competition's final throw of 66.95, Moreno rushed toward the track to celebrate but was restrained from doing so as the women's 10,000m had reached its closing stages.

**Qualifying round (67.00 or top 12 to final) (Aug 6)****Group A qualifiers:** Kuzenkova 70.43; Montebrun 67.92; Münchow 65.69; Price 65.65; Brkljačić 65.01; Zhang 64.52**Non-qualifiers:** Anna Norgren USA 63.74; Agnieszka Pogorzewska POL 63.59; Lyudmila Gubkina BLR 63.58; Evdokia Tsamoglou GRE 61.97; Martina Danišová SVK 61.26; Mia Strömmer FIN 61.04; Lucie Vrbenská CZE 60.01; Karyne Di Marco AUS 59.80; Masumi Aya JPN 58.84; Marwa Hussein EGY 58.41; Ester Balassini ITA NM**Group B qualifiers:** Eagles 68.35; Skolimowska 67.43; Moreno 66.60; Ezeh 65.71; Tsander 65.18; Shaw 64.37**Non-qualifiers:** Dawn Ellerbe USA 64.34; Susanne Keil GER 64.06; Tasha Williams NZL 63.83; Sini Pöyry FIN 63.76; Lisa Misipeka ASA 63.34; Cecilia Nilsson SWE 61.53; Caroline Wittrin CAN 59.30; Vania F. Silva POR 58.91; Nancy Guillén ESA 57.96; Karina Moya ARG 57.01; Markéta Hajdu CZE 55.77**Hammer Throw****Seville 1999****Final (Aug 24)**

|                     |     |       |
|---------------------|-----|-------|
| 1, Mihaela Melinte  | ROU | 75.20 |
| 2, Olga Kuzenkova   | RUS | 72.56 |
| 3, Lisa Misipeka    | ASA | 66.06 |
| 4, Katalin Divós    | HUN | 65.86 |
| 5, Debbie Sosimenko | AUS | 65.52 |
| 6, Lyudmila Gubkina | BLR | 65.44 |
| 7, Simone Mathes    | GER | 64.93 |
| 8, Kirsten Münchow  | GER | 64.03 |

9, Svetlana Sudak BLR 63.99; 10, Dawn Ellerbe USA 63.55; 11, Tatyana Konstantinova RUS 62.52; 12, Manuela Montebrun FRA 62.44; 13, Cécile Lignot FRA 62.14; 14, Lorraine Shaw GBR 62.09; 15, Manuela Priemer GER 61.99; 16, Florence Ezeh FRA 60.74; 17, Amy Palmer USA 59.80; 18, Yipsi Moreno CUB 58.68; 19, María Dolores Pedrares ESP 57.66; 20, Aneliya Yordanova BUL 53.20; 21, Kamila Skolimowska POL 50.38

| Series    | 1     | 2     | 3     | 4     | 5     | 6     |
|-----------|-------|-------|-------|-------|-------|-------|
| Melinte   | 71.57 | 73.23 | 74.21 | 70.58 | x     | 75.20 |
| Kuzenkova | x     | 68.18 | 71.79 | 69.23 | x     | 72.56 |
| Misipeka  | 65.02 | 65.02 | x     | 64.44 | 66.06 | 65.85 |
| Divós     | 64.63 | x     | 65.86 | x     | x     | x     |
| Sosimenko | 65.52 | x     | 61.56 | 62.92 | 63.79 | 63.85 |
| Gubkina   | 64.12 | x     | 62.99 | 65.33 | 65.44 | 65.44 |
| Mathes    | 64.93 | x     | 63.08 | 64.66 | 63.08 | 62.36 |
| Münchow   | x     | x     | 64.03 | 59.91 | 63.58 | 63.05 |

As with the women's pole vault in Seville, this new event produced a splendid winning performance. No world record here but Melinte came close to her pending mark of 75.97 with a series which climaxed with 75.20, at the time the third longest ever throw. She thought that, but for the heat, she might have thrown one or two metres further. Kuzenkova, the event's previous trail blazer, smashed her first effort into the netting but worked her way through to a final round 72.56, the longest ever non-winning mark. There was a huge gap after them but it was encouraging for the small nations that the bronze should go to a native of American Samoa, the US-based Misipeka.

Last of the 21 competitors with her only valid throw of 50.38 was 16 year-old Skolimowska ... winner of the Olympic title a year later with 71.16!

**Edmonton 2001****Final (Aug 7)**

|                       |     |       |
|-----------------------|-----|-------|
| 1, Yipsi Moreno       | CUB | 70.65 |
| 2, Olga Kuzenkova     | RUS | 70.61 |
| 3, Bronwyn Eagles     | AUS | 68.87 |
| 4, Kamila Skolimowska | POL | 68.05 |
| 5, Manuela Montebrun  | FRA | 67.78 |
| 6, Lorraine Shaw      | GBR | 65.89 |

**X****Paris 2003****Final (Aug 28)**

|                       |     |       |
|-----------------------|-----|-------|
| 1, Yipsi Moreno       | CUB | 73.33 |
| 2, Olga Kuzenkova     | RUS | 71.71 |
| 3, Manuela Montebrun  | FRA | 70.92 |
| 4, Gu Yuan            | CHN | 70.77 |
| 5, Susanne Keil       | GER | 69.43 |
| 6, Mihaela Melinte    | ROU | 68.69 |
| 7, Anna Mahon         | USA | 68.45 |
| 8, Kamila Skolimowska | POL | 68.39 |

9, Candice Scott TTO 67.73; 10, Lorraine Shaw GBR 65.95; 11, Betty Heidler GER 65.81; Melissa Price USA DQ (r40.9) (62.34)

**Rightful finalist:** Svetlana Sudak BLR

| Series      | 1     | 2     | 3     | 4     | 5     | 6     |
|-------------|-------|-------|-------|-------|-------|-------|
| Moreno      | 71.02 | 73.33 | 72.52 | 69.84 | 64.98 | x     |
| Kuzenkova   | 68.71 | 71.14 | x     | 71.71 | 70.73 | 65.86 |
| Montebrun   | 69.38 | 68.61 | 68.37 | 70.92 | 69.64 | x     |
| Gu          | 68.68 | 69.66 | 70.77 | x     | x     | 66.13 |
| Keil        | 69.43 | x     | 69.17 | x     | 68.38 | 67.41 |
| Melinte     | 68.04 | 68.69 | x     | 68.03 | x     | x     |
| Mahon       | 66.48 | 65.42 | 68.45 | 64.55 | 68.30 | 67.34 |
| Skolimowska | 66.05 | 68.39 | x     | 65.83 | x     | 65.85 |

Moreno became the only athlete to retain a throws title from Edmonton, though she needed three attempts just to qualify for the final. Once there, the 22 year-old Cuban took an immediate lead at 71.02, then went on to dominate the contest with throws of 73.33 and 72.52. Kuzenkova scored a third successive silver. The crowd were greatly relieved that Montebrun moved from fifth to third in round four. Less satisfied was Gu, who became the first woman to throw 70m and not win a medal.



**Qualifying round (68.50 or top 12 to final)**

**Group A qualifiers:** Montebrun 71.36; Kuzenkova 69.53; Scott 67.27; Skolimowska 66.38; Keil 66.30; Gu 66.02; Price DQ (r40.9) (66.13)

**Non-qualifiers:** Brooke Krueger AUS 64.84; Yunaika Crawford CUB 64.59; Zhao Wei CHN 63.85; Vania Silva POR 63.82; Clarissa Claretti ITA 62.19; Dawn Ellerbe USA 61.66; Evdokiá Tsámoglou GRE 61.44; Alla Davydova RUS 61.43; Cecilia Nilsson SWE 61.14; Masumi Aya JPN 60.78; Aldenay Vasallo CUB 58.96; Berta Castells ESP 58.13; Andrea Bunjes GER, Sanja Gavrilovic CRO & Olga Tsander BLR NM

**Group B qualifiers:** Moreno 70.91; Heidler 67.46; Melinte 67.27; Mahon 67.25; Shaw 66.10

**Non-qualifiers:** Svetlana Sudak BLR 65.29; Zhang Wenxiu CHN 65.09; Sini Pöyry FIN 65.01; Bronwyn Eagles AUS 64.97; Ester Balassini ITA 64.77; Alexáandra Papageorgiou GRE 64.72; Marwa Hussein EGY 64.53; Lisa Misipeka ASA 64.42; Oksana Menkova BLR 64.11; Yelena Konevtsova RUS 63.00; Katalin Divós HUN 62.58; Florence Ezeh FRA 62.12; Irina Sekachova UKR 61.23; Ivana Brkljačić CRO 60.06; Lucie Vrbenská CZE 57.73; Elena Teloni CYP 55.20; Siniva Marsters COK 41.54

**X Helsinki 2005****Final (Aug 12)**

|    |                    |     |       |
|----|--------------------|-----|-------|
| 1, | Yipsi Moreno       | CUB | 73.08 |
| 2, | Tatyana Lysenko    | RUS | 72.46 |
| 3, | Manuela Montebrun  | FRA | 71.41 |
| 4, | Zhang Wenxiu       | CHN | 69.82 |
| 5, | Iryna Sekachyova   | UKR | 69.65 |
| 6, | Kamila Skolimowska | POL | 68.96 |
| 7, | Candice Scott      | TTO | 66.55 |
| 8, | Clarissa Claretti  | ITA | 64.76 |

9, Erin Gilreath USA 64.54; 10, Mihaela Melinte ROU 64.31; 11, Susanne Keil GER 63.25; Olga Kuzenkova RUS DQ (r40.1) (75.10)

**Rightful finalist:** Nataliya Zolotuhina UKR

| Series      | 1     | 2     | 3     | 4     | 5     | 6      |
|-------------|-------|-------|-------|-------|-------|--------|
| Moreno      | 70.39 | x     | 70.88 | 71.26 | 73.08 | 73.04  |
| Lysenko     | x     | 70.30 | 68.4  | 68.92 | 72.46 | 71.68  |
| Montebrun   | 67.92 | 68.93 | 66.99 | 71.41 | 72.02 | 70.80  |
| Zhang       | 68.16 | 65.90 | 68.31 | 69.82 | 66.68 | 68.53  |
| Sekachova   | 69.65 | 67.26 | 67.59 | 68.62 | 68.08 | 68.15  |
| Skolimowska | 68.96 | 67.14 | 68.76 | 68.34 | 67.01 | x      |
| Scott       | 66.55 | 63.16 | 63.79 | x     | x     | 63.32  |
| Claretti    | x     | 64.28 | 64.76 |       |       |        |
| [Kuzenkova  | x     | 68.94 | 70.70 | 70.80 | 74.03 | 75.10] |

The medallists from Paris – Moreno, Kuzenkova and Montebrun – were again favoured to win the medals, though new world record holder Lysenko was clearly a contender. These four were the leading qualifiers.

The opening three rounds of the final were low-key, with Moreno (70.88) leading from Kuzenkova (70.70) and Lysenko (70.30). Montebrun – in sixth place at halfway – warmed things up by taking the lead with 71.41 in round four. In the next round the tall, athletic (1.86/81Kg) Lysenko reached 72.46, to be overtaken immediately by Kuzenkova (74.03) and Moreno (73.08). The Olympic Champion increased her lead over the double World Champion, throwing 75.10 in the last round, her best for five years, while Moreno responded with 73.04.

Almost eight years later, in March 2013, the winner was exposed as a drug cheat when it was announced that a re-analysis of her Helsinki doping control sample – using the most up-to-date analytical techniques – had revealed an adverse finding. Besides being suspended in 2003-2015, all her results for two years from August 2005 were disqualified, starting with those in Helsinki. Moreno therefore became a triple champion.

**Qualifying round (70.00 or top 12 to final) (Aug 10)**

**Group A qualifiers:** Moreno 72.67; Lysenko 71.14; Skolimowska 70.28; Melinte 68.31; Claretti 68.21; Zhang 66.73

**Non-qualifiers:** Nataliya Zolotuhina UKR 66.36; Darya Pchelnic BLR 65.54; Berta Castells ESP 65.50; Éva Orbán HUN 64.26; Sini Pöyry FIN 64.24; Bethany Hart USA 63.97; Cecilia Nilsson SWE 62.27; Betty Heidler GER 61.91; Jennifer Dahlgren ARG, Yekaterina Khoroshikh RUS & Kathrin Klaas GER NM

**Group B qualifiers:** Montebrun 71.63; Sekachyova 68.55; Keil 67.82; Gilreath 67.41; Scott 66.85; Kuzenkova DQ (r40.9) (71.97)

**Non-qualifiers:** Olga Tsander BLR 66.07; Ivana Brkljačić CRO 65.63; Amber Campbell USA 65.48; Stilianí Papadopoulou GRE 64.99; Jennifer Joyce CAN 64.34; Shirley Webb GBR 64.16; Eileen O'Keefe IRL 64.09; Yunaika Crawford CUB 63.79; Yuka Murofushi JPN 62.83; Amarilis Almética PUR 56.66; Ester Balassini ITA & Gu Yuan CHN NM

**X****Osaka 2007****Final (Aug 30)**

|    |                    |     |       |
|----|--------------------|-----|-------|
| 1, | Betty Heidler      | GER | 74.76 |
| 2, | Yipsi Moreno       | CUB | 74.74 |
| 3, | Zhang Wenxiu       | CHN | 74.39 |
| 4, | Kamila Skolimowska | POL | 73.75 |
| 5, | Yelena Konevtseva  | RUS | 72.45 |
| 6, | Eileen O'Keefe     | IRL | 70.93 |
| 7, | Clarissa Claretti  | ITA | 70.74 |
| 8, | Manuela Montebrun  | FRA | 70.36 |

9, Arasay Thondike CUB 70.20; 10, Ivana Brkljačić CRO 68.16; 11, Yunaika Crawford CUB 67.56; Gulfiya Khanafeyeva RUS DQ (r40.9) (69.08)

**Rightful finalist:** Martina Danišová SVK

| Series      | 1     | 2     | 3     | 4     | 5     | 6     |
|-------------|-------|-------|-------|-------|-------|-------|
| Heidler     | x     | 74.76 | x     | 73.73 | 71.31 | 73.10 |
| Moreno      | 72.84 | x     | x     | 74.33 | 70.87 | 74.74 |
| Zhang       | x     | 73.11 | x     | 74.21 | 74.39 | x     |
| Skolimowska | 73.75 | 70.54 | 65.69 | 70.78 | 70.06 | 70.77 |
| Konevtseva  | 72.45 | 70.11 | x     | x     | 70.35 | 68.90 |
| O'Keefe     | 70.93 | 64.27 | 69.06 | 66.90 | 69.21 | 69.38 |
| Claretti    | x     | 70.25 | 70.73 | 67.56 | 70.74 | x     |
| Montebrun   | 69.77 | 70.36 | 67.42 | 69.16 | 66.41 | 69.92 |

Seventy-seven metres had been beaten by Tatyana Lysenko four times by the end of June, but she was then suspended for a doping offence. This left Moreno and Skolimowska, both finalists on four previous occasions, as the fancied athletes. Surprisingly, the qualifying was led by Brkljačić, who reached 74.69, but she faded in the final, reaching only 68.16 for 11th place.

Moreno opened the final with 72.87, but was overtaken by Skolimowska's 73.75. Heidler then moved into the lead with 74.76, and Zhang moved past Moreno with 73.11. The Cuban eventually got going with 74.33 in round four, and Zhang reached 74.21 then 74.39 in the 5th round to take back second place. Moreno then entered the circle for the final time, proceeded with her pre-throw ritual, including the rotation of a finger in front of her face to help visualize the throw about to occur, and launched the ball and chain out to ... 74.74, missing gold by just 2cm. The event saw the first occasion of nine throwers exceeding 70m in any competition, and more than doubled the number that had managed that distance ever in the World Championships.

**Qualifying round (71.00 or top 12 to final) (Aug 28)**

**Group A qualifiers:** Brkljačić 74.69; Heidler 72.27; Montebrun 69.77; Thondike 69.14; Khanafeyeva DQ (r40.9) (68.65)

**Non-qualifiers:** Martina Danišová SVK 68.15; Cecilia Nilsson SWE 68.09; Alexáandra Papageorgiou GRE 66.88; Yelena Priyma RUS 66.84; Svetlana Sudak TUR 65.65; Jennifer Dahlgren ARG 65.64; Berta Castells ESP 63.32; Liu Yinghui CHN 62.83; Masumi Aya JPN 62.68; Mihaela Melinte ROU 62.40; Vânia Silva POR 61.81; Katalin Divós HUN 59.45; Brittany Riley USA 55.72; Susanne Keil GER & Oksana Menkova BLR NM

**Group B qualifiers:** Moreno 72.87; Zhang 71.31; O'Keefe 71.07; Konevtseva 70.65; Skolimowska 70.18; Claretti 69.53; Crawford 68.55

**Non-qualifiers:** Jessica Cosby USA 67.90; Merja Korpela FIN 67.87; Stéphanie Falzon FRA 67.19; Amélie Perrin FRA 66.67; Lenka Ledvinová CZE 66.57; Olga Kuzenkova RUS 66.56; Mona Holm NOR 65.65; Kristal Yush USA 64.63; Bianca Perie ROU 64.18; Kathrin Klaas GER 64.00; Nataliya Zolotuhina UKR 63.64; Rosa Rodríguez VEN 61.77; Hao Shuai CHN 59.09

**Berlin 2009****Final (Aug 22)**

|    |                   |     |                     |
|----|-------------------|-----|---------------------|
| 1, | Anita Włodarczyk  | POL | 77.96 <sub>WR</sub> |
| 2, | Betty Heidler     | GER | 77.12               |
| 3, | Martina Hrašnová  | SVK | 74.79               |
| 4, | Kathrin Klaas     | GER | 74.23               |
| 5, | Zhang Wenxiu      | CHN | 72.57               |
| 6, | Tatyana Lysenko   | RUS | 72.22               |
| 7, | Jessica Cosby     | USA | 72.17               |
| 8, | Clarissa Claretti | ITA | 71.56               |

9, Stéphanie Falzon FRA 71.40; 10, Sultana Frizell CAN 70.88; 11, Amber Campbell USA 70.08; 12, Manuela Montebrun FRA 69.92

| Series     | 1     | 2     | 3     | 4     | 5     | 6     |
|------------|-------|-------|-------|-------|-------|-------|
| Włodarczyk | 74.86 | 77.96 | -     | -     | -     | x     |
| Heidler    | 75.10 | 75.38 | 75.73 | 73.45 | 76.44 | 77.12 |
| Hrašnová   | 67.84 | 72.72 | 73.07 | 69.50 | 74.79 | 65.65 |
| Klaas      | 72.02 | x     | 74.23 | 66.28 | x     | x     |
| Zhang      | 69.42 | 72.57 | x     | 71.80 | 70.83 | 71.03 |
| Lysenko    | 72.22 | x     | 71.36 | x     | 71.51 | 70.16 |
| Cosby      | x     | 72.17 | 69.94 | 68.10 | x     | 71.35 |
| Claretti   | 71.56 | 69.42 | 70.97 | 70.91 | 70.24 | x     |

Heidler and Włodarczyk led the qualifiers, and similarly led the final with 75.10 and 74.86 respectively after the first round. Włodarczyk then hurled the implement 77.96 for a new world record. So excited was the Pole, that in celebrating her throw she damaged her ankle so badly that she was unable to throw further, and would subsequently require surgery. Showing great competitive fire, Heidler improved in round two to 75.38, then 75.73, 76.44 (fifth round) and finally a national record 77.12. Klaas also set a personal best with 74.23, and occupied third place until Hrašnová's fifth round 74.79. No competition had seen as many as 10 over 70m before – here 12 exceeded that limit in the qualifying, with 11 doing so in the final.

#### Qualifying round (72.00 or top 12 to final) (Aug 20)

**Group A qualifiers:** Heidler 75.27; Włodarczyk 74.54; Cosby 72.21; Falzon 71.54  
**Non-qualifiers:** Oksana Menkova BLR 69.58; Jennifer Dahlgren ARG 68.90; Silvia Salis ITA 68.55; Bianca Perie ROU 68.47; Stilianí Papadopoulou GRE 67.33; Berta Castells ESP 67.32; Jennifer Joyce CAN 67.07; Andrea Bunjes GER 67.01; Iryna Sekachyova UKR 66.69; Johana Moreno COL 65.05; Marina Marghieva MDA 64.83; Eileen O'Keefe IRL 63.20; Lenka Ledvinová CZE 62.92; Vânia Silva POR 62.86; Florence Ezech TOG 59.76; Galina Mityayeva TJK 56.31; Paraskevi Theodorou CYP NM

**Group B qualifiers:** Zhang 72.72; Lysenko 71.73; Hrašnová 71.50; Frizell 70.98; Montebun 70.66; Campbell 70.54; Klaas 70.53; Claretti 70.01

**Non-qualifiers:** Éva Orbán HUN 69.39; Darya Pchel'nik BLR 69.30; Arasay Thondike CUB 68.97; Merja Korpela FIN 68.34; Erin Gilreath USA 66.72; Alexáandra Papayeyriou GRE 66.33; Nataliya Zolotukhina UKR 65.95; Rosa Rodríguez VEN 65.88; Iryna Novozhylova UKR 64.90; Cecilia Nilsson SWE 63.77; Zoe Derham GBR NM; Zalina Marghieva MDA (r40.1) (66.70)

## X Daegu 2011

### Final (Sep 4)

|                     |     |       |
|---------------------|-----|-------|
| 1, Tatyana Lysenko  | RUS | 77.13 |
| 2, Betty Heidler    | GER | 76.06 |
| 3, Zhang Wenxiu     | CHN | 75.03 |
| 4, Yipsi Moreno     | CUB | 74.48 |
| 5, Anita Włodarczyk | POL | 73.56 |
| 6, Bianca Perie     | ROU | 72.04 |
| 7, Kathrin Klaas    | GER | 71.89 |
| 8, Silvia Salis     | ITA | 69.88 |

9, Jennifer Dahlgren ARG 69.72; 10, Jessica Cosby USA 68.91; 11, Stéphanie Falzon FRA 66.57; Zalina Marghieva MDA DQ (r40.9) (70.27)

**Rightful finalist:** Éva Orbán HUN

| Series       | 1     | 2     | 3     | 4     | 5     | 6      |
|--------------|-------|-------|-------|-------|-------|--------|
| Lysenko      | 76.80 | 77.09 | 77.13 | 74.51 | 75.05 | x      |
| Heidler      | x     | 73.96 | 74.70 | x     | 76.06 | x      |
| Zhang        | 75.03 | 74.31 | x     | 73.17 | 71.86 | 74.79  |
| Moreno       | 73.29 | x     | 74.48 | x     | x     | x      |
| Włodarczyk   | 73.56 | x     | 72.61 | x     | x     | 72.65  |
| Perie        | 67.73 | 70.40 | 67.75 | 70.24 | 70.91 | 72.04  |
| Klaas        | 67.02 | 70.18 | 70.67 | 71.89 | 70.44 | x      |
| Salis        | 68.61 | 69.88 | x     |       |       |        |
| [Z Marghieva | 69.99 | x     | 68.13 | 70.24 | 70.27 | 68.76] |

Heidler had been the only woman to have set a world record in a world championship event in 2011, with her 79.42 in May. Three other marks ahead of her nearest rival made her a big favourite. Zhang was the early leader with 75.03, until Lysenko produced a seasonal best of 76.80 to start her campaign. This was followed by efforts of 77.09 and 77.13, all three efforts being championship records. Heidler was stuck in bronze medal position with efforts of 73.96 and 74.70, before reaching 76.06 in the fifth, but the day belonged to the tall (1.80m) Lysenko. "I thought 77 metres would for sure be enough for a medal," she reflected, "but not enough for the win."

### Qualifying round (71.00 or top 12 to final) (Sep 2)

**Group A qualifiers:** Zhang 74.17; Lysenko 71.94; Klaas 71.69; Cosby 71.06; Perie 69.66; Falzon 68.92; Z Marghieva DQ (r40.9) (70.09)

**Non-qualifiers:** Amber Campbell USA 68.87; Joanna Fiodorow POL 66.88; Alexáandra Papayeyriou GRE 66.77; Amy Séné SEN 66.15; Merja Korpela FIN 65.64; Vânia Silva POR 65.40; Heather Steacy CAN 63.39; Kang Na-Ru KOR 61.05

**Group B qualifiers:** Moreno 73.29; Dahlgren 72.70; Heidler 71.48; Włodarczyk 71.09; Salis 69.82

**Non-qualifiers:** Éva Orbán HUN 68.89; Jeneva McCall USA 68.26; Alena Matoshka BLR 68.23; Marina Marghieva MDA 67.95; Berta Castells ESP 67.74; Nataliya Zolotukhina UKR 67.57; Mona Holm Solberg NOR 67.16; Sophie Hitchon GBR 64.93; Masumi Aya JPN 64.09; Liu Tingting CHN 63.12

## X Moscow 2013

### Final (Aug 16)

|                       |     |       |
|-----------------------|-----|-------|
| 1, Tatyana Lysenko    | RUS | 78.80 |
| 2, Anita Włodarczyk   | POL | 78.46 |
| 3, Zhang Wenxiu       | CHN | 75.58 |
| 4, Wang Zheng         | CHN | 74.90 |
| 5, Yipsi Moreno       | CUB | 74.16 |
| 6, Oksana Kondratyeva | RUS | 72.76 |
| 7, Éva Orbán          | HUN | 72.70 |
| 8, Jeneva McCall      | USA | 72.65 |

9, Amanda Bingson USA 72.56; 10, Bianca Perie ROU 71.25; 11, Gulfiya Khanafeyeva RUS 71.07; Anna Bulgakova RUS DQ (r40.1) (74.62)

**Rightful finalist:** Amber Campbell USA

The qualifying round produced one of the shocks of the championship when world record holder Heidler, a medallist at the three previous championships, was eliminated. Olympic Champion Lysenko led the final from the start until the third round when Włodarczyk threw 77.79. Lysenko reacted in the next round with a Russian record 78.80, the second-best ever. On the very next throw, Włodarczyk showed her competitive ability with 78.46, a national record and good for fourth on the all-time list.

Of all the field events in Moscow, this one, with performances so close to the world record, was the most qualitative. Though it should be remembered that Bulgakova, originally fifth, was disqualified after a re-test of doping control sample revealed a prohibited substance.

| Series      | 1     | 2     | 4     | 4     | 5     | 6      |
|-------------|-------|-------|-------|-------|-------|--------|
| Lysenko     | 77.58 | 77.33 | 76.34 | 78.80 | 76.90 | 74.49  |
| Włodarczyk  | 70.75 | 74.21 | 77.79 | 78.46 | 72.85 | 71.39  |
| Zhang       | 74.62 | 73.60 | 75.08 | 75.58 | 72.70 | x      |
| Wang        | 68.46 | 74.90 | x     | 73.94 | x     | 72.35  |
| Moreno      | 68.96 | 74.16 | 71.06 | x     | x     | 72.68  |
| Kondratyeva | 71.46 | 72.76 | 71.21 | 68.80 | x     | 68.61  |
| Orbán       | 67.17 | 72.70 | 70.18 | 70.57 | x     | 67.39  |
| McCall      | 72.33 | 72.61 | 72.65 |       |       |        |
| [Bulgakova  | x     | 72.69 | 74.62 | 72.80 | x     | 73.33] |

### Qualifying round (73.00 or top 12 to final) (Aug 14)

**Group A qualifiers:** Zhang 75.15; Lysenko 74.60; Orbán 70.62; McCall 70.47; Bulgakova DQ (r40.1) (74.83)

**Non-qualifiers:** Rosa Rodríguez VEN 69.35; Sultana Frizell CAN 69.06; Jenny Dahlgren ARG 68.90; Betty Heidler GER 68.83; Martina Hrašnová SVK 68.00; Tereza Králová CZE 64.74; Barbara Špiler SLO 64.58

**Group B qualifiers:** Włodarczyk 76.18; Kondratyeva 73.89; Wang 73.17; Khanafeyeva 72.47; Bingson 71.90; Moreno 71.69; Perie 71.32

**Non-qualifiers:** Amber Campbell USA 69.86; Liu Tingting CHN 69.68; Sophie Hitchon GBR 68.56; Kathrin Klaas GER 68.34; Aksana Menkova BLR 66.65; Amy Séné SEN 65.58; Tracey Andersson SWE 61.37

## Beijing 2015

### Final (Aug 27)

|                        |     |       |
|------------------------|-----|-------|
| 1, Anita Włodarczyk    | POL | 80.85 |
| 2, Zhang Wenxiu        | CHN | 76.33 |
| 3, Alexandra Tavernier | FRA | 74.02 |
| 4, Sophie Hitchon      | GBR | 73.86 |
| 5, Wang Zheng          | CHN | 73.83 |
| 6, Kathrin Klaas       | GER | 73.18 |
| 7, Betty Heidler       | GER | 72.56 |
| 8, Zalina Marghieva    | MDA | 72.38 |

9, Amanda Bingson USA 72.35; 10, Alena Sobaleva BLR 70.09; 11, Rosa Rodríguez VEN 67.78; Amber Campbell USA NM

| Series     | 1     | 2     | 3     | 4     | 5     | 6     |
|------------|-------|-------|-------|-------|-------|-------|
| Włodarczyk | 74.40 | 78.52 | 80.27 | 80.85 | 79.31 | x     |
| Zhang      | 73.47 | 75.92 | 73.65 | 76.33 | 69.93 | 72.99 |
| Tavernier  | 74.02 | 69.59 | x     | 67.83 | 69.93 | 70.60 |
| Hitchon    | 71.20 | 71.44 | 73.65 | 71.06 | 72.10 | 73.86 |
| Wang       | 72.92 | 68.80 | x     | x     | 71.50 | 73.83 |
| Klaas      | 70.61 | 72.72 | 73.13 | 72.65 | 71.64 | 73.18 |
| Heidler    | 69.33 | 72.56 | 72.24 | 72.35 | 71.22 | 69.85 |
| Marghieva  | 72.15 | 72.20 | 72.38 | x     | 71.87 | x     |

At the beginning of August Włodarczyk had become the first woman to throw over 80m with 81.08, and she was strongly favoured to regain the title she had won in 2009. The Pole led after the first round with a safe 74.40, and established her class with successive throws of 78.52, 80.27, a winning 80.85, and 79.31. Both 80m efforts were championship records and all those throws were well beyond the best of silver medallist Zhang, who reached a seasonal best of 76.33. The 2007 champion Heidler was regarded as a likely medallist, but had a poor day, with the bronze being taken by Tavernier's 74.02, just ahead of Hitchon's national record 73.86. Afterwards Włodarczyk commented "I must admit I feel a bit disappointed, because I really hoped for the world record here".

#### Qualifying round (72.50 or top 12 to final) (Aug 26)

**Group A qualifiers:** Włodarczyk 75.01; Tavernier 74.39; Wang 73.06; Klaas 71.41; Hitchon 71.07; Rodríguez 70.57; Bingson 69.99; Sobaleva 69.86

**Non-qualifiers:** Malwina Kopron POL 69.53; DeAnna Price USA 68.69; Liu Tingting CHN 67.07; Marina Nikişenko MDA 66.63; Iryna Novozhylova UKR 65.65; Éva Orbán HUN 64.57; Tereza Králová CZE 61.39

**Group B qualifiers:** Zhang 72.92; Marghieva 72.29; Campbell 72.06; Heidler 70.60

**Non-qualifiers:** Sultana Frizell CAN 69.66; Yirisleyidi L. Ford CUB 69.43; Martina Hrašnová SVK 68.80; Joanna Fiodorow POL 68.72; Réka Gyurátz HUN 68.26; Kivilcim Salman TUR 67.98; Jenny Dahlgren ARG 67.68; Hanna Skydan AZE 66.91; Silvia Salis ITA 66.80; Tracey Andersson SWE 65.99; Laura Redondo ESP 63.86; Alena Krechik BLR NM

#### HAMMER THROW

##### Multiple Medallists:

|   |                    |     |                        |
|---|--------------------|-----|------------------------|
| 4 | Yipsi Moreno       | CUB | 01-1, 03-1, 05-1, 07-2 |
|   | Zhang Wenxiu       | CHN | 07-3, 11-3, 13-3, 15-2 |
| 3 | Olga Kuzenkova     | RUS | 99-2, 01-2, 03-2       |
|   | Tatyana Lysenko    | RUS | 05-2, 11-1, 13-1       |
|   | Betty Heidler      | GER | 07-1, 09-2, 11-2       |
|   | Anita Włodarczyk   | POL | 09-1, 13-2, 15-1       |
| 2 | Manuela Monteburan | FRA | 03-3, 05-3             |

##### Most Finals:

|   |       |   |
|---|-------|---|
| 7 | Zhang | 01-11, 05-4, 07-3, 09-5, 11-3, 13-3, 15-2 |
|---|-------|---|

##### Most Appearances:

|   |       |   |
|---|-------|---|
| 8 | Zhang | 01-11, 03-13Q, 05-4, 07-3, 09-5, 11-3, 13-3, 15-2 |
|---|-------|---|

##### National Placings:

|               | 1        | 2        | 3        | 4        | 5        | 6        | 7        | 8        | Points     |
|---------------|----------|----------|----------|----------|----------|----------|----------|----------|------------|
| RUS           | 2        | 4        | -        | -        | 1        | 2        | -        | -        | 54         |
| CHN           | -        | 1        | 3        | 3        | 2        | -        | -        | -        | 48         |
| POL           | 2        | 1        | -        | 2        | 1        | 1        | -        | 1        | 41         |
| GER           | 1        | 2        | -        | 1        | 1        | 1        | 3        | 1        | 41         |
| CUB           | 3        | 1        | -        | 1        | 1        | -        | -        | -        | 40         |
| FRA           | -        | -        | 3        | -        | 1        | -        | 1        | 1        | 25         |
| ROU           | 1        | -        | -        | -        | -        | 2        | -        | -        | 14         |
| AUS           | -        | -        | 1        | -        | 1        | -        | -        | -        | 10         |
| GBR           | -        | -        | -        | 1        | -        | 1        | -        | -        | 8          |
| HUN           | -        | -        | -        | 1        | -        | -        | 1        | -        | 7          |
| ASA           | -        | -        | 1        | -        | -        | -        | -        | -        | 6          |
| SVK           | -        | -        | 1        | -        | -        | -        | -        | -        | 6          |
| USA           | -        | -        | -        | -        | -        | -        | 2        | 1        | 5          |
| ITA           | -        | -        | -        | -        | -        | -        | 1        | 3        | 5          |
| UKR           | -        | -        | -        | -        | 1        | -        | -        | -        | 4          |
| BLR           | -        | -        | -        | -        | -        | 1        | -        | -        | 3          |
| IRL           | -        | -        | -        | -        | -        | 1        | -        | -        | 3          |
| TTO           | -        | -        | -        | -        | -        | -        | 1        | -        | 2          |
| CRO           | -        | -        | -        | -        | -        | -        | -        | 1        | 1          |
| MDA           | -        | -        | -        | -        | -        | -        | -        | 1        | 1          |
| <b>Totals</b> | <b>9</b> | <b>9</b> | <b>9</b> | <b>9</b> | <b>9</b> | <b>9</b> | <b>9</b> | <b>9</b> | <b>324</b> |

## Javelin Throw

## Helsinki 1983

### Final (Aug 13)

|  |                  |     |       |
|--|------------------|-----|-------|
| 1,   | Tiina Lillak     | FIN | 70.82 |
| 2,   | Fatima Whitbread | GBR | 69.14 |
| 3,   | Anna Verouli     | GRE | 65.72 |
| 4,   | Tessa Sanderson  | GBR | 64.76 |
| 5,   | Eva Raduly-Zörgö | ROU | 63.86 |
| 6,   | Tuula Laaksalo   | FIN | 62.44 |
| 7,   | Beate Peters     | FRG | 62.42 |
| 8,   | María Colón      | CUB | 62.04 |
| 9, Petra Felke GDR 62.02; 10, Karin Smith USA 59.76; 11, Antje Kempe GDR 58.82; 12, Mayra Vila CUB 57.80 |                  |     |       |

| Series       | 1     | 2     | 3     | 4     | 5     | 6     |
|--------------|-------|-------|-------|-------|-------|-------|
| Lillak       | 67.34 | 59.04 | 63.24 | 63.56 | 67.46 | 70.82 |
| Whitbread    | 69.14 | x     | 64.48 | x     | 61.78 | x     |
| Verouli      | x     | 61.74 | 62.38 | 63.08 | 65.72 | x     |
| Sanderson    | 64.76 | 63.66 | 63.94 | 64.10 | 64.00 | 59.74 |
| Raduly-Zörgö | 63.38 | 60.32 | 57.36 | 60.92 | 63.86 | 61.80 |
| Laaksalo     | 50.50 | 62.44 | x     | 56.52 | x     | 59.04 |
| Peters       | 59.22 | x     | 62.42 | x     | 59.30 | x     |
| Colón        | 61.52 | 62.04 | 56.96 | 57.34 | 57.88 | 56.32 |

The capacity crowd of 54,700 had high expectations of the Finnish world record holder Lillak, who led the qualifying round at 69.16. Whitbread, meanwhile, had only just recovered from tonsillitis and scraped into the final in 12th place.

One brilliant throw from each of these two women provided a final of high drama. The first of these came in the opening round, when Whitbread went near to her personal best with 69.14. Lillak threw 67.34, while another Briton, Sanderson, went into third at 64.76.

Three full rounds followed with none of the principals improving. It became increasingly clear that Whitbread's opening effort was not only an excellent throw in the conditions, but that it might hold up for victory. In the fifth round, Verouli replaced Sanderson in third place. Lillak improved marginally to 67.46 so was left with just one more chance.

Whitbread passed her final throw with a sore back and could barely watch as Lillak prepared for her final effort. The crowd was deafening as the spear left her hand, then went berserk when it landed at 70.82. Sanderson was still to throw but Lillak sprinted round a victory half-lap. The Briton managed only 59.74 and Finland's first gold was confirmed. "Not technically perfect," said Lillak of her winning throw, "but there was enough force behind it to go over 70m."

### Qualifying round (62.00 or top 12 to final) (Aug 12)

**Group A qualifiers:** Sanderson 64.80; Felke 64.46; Vila 62.78; Laaksalo 62.06

**Non-qualifiers:** Karin Bergdahl SWE 60.64; Ingrid Thyssen FRG 59.70; Elena Bugarová TCH 58.48; Monique Lapres CAN 54.70; Xin Xiaoli CHN 52.52; Jennifer Pace MLT 41.96; Sofia Sakorafá GRE DNS

**Group B qualifiers:** Lillak 69.16; Verouli 68.50; Kempe 62.74; Raduly-Zörgö 61.92; Smith 61.48; Peters 61.18; Colón 60.98; Whitbread 60.96

**Non-qualifiers:** Fausta Quintavalla ITA 59.34; Emi Matsui JPN 55.52; Mereoni Vibose FIJ 49.44; Yoon Norsham MAS 40.40

## Rome 1987

### Final (Sep 6)

|    |                     |     |       |
|----|---------------------|-----|-------|
| 1, | Fatima Whitbread    | GBR | 76.64 |
| 2, | Petra Felke         | GDR | 71.76 |
| 3, | Beate Peters        | FRG | 68.82 |
| 4, | Tessa Sanderson     | GBR | 67.54 |
| 5, | Susanne Jung        | GDR | 67.46 |
| 6, | Tiina Lillak        | FIN | 66.82 |
| 7, | Natalya Yermolovich | URS | 65.52 |
| 8, | Ivonne Léal         | CUB | 64.90 |

9, Ingrid Thyssen FRG 64.12; 10, Manuela Alizadeh FRG 63.40; 11, Katalin Hartai HUN 60.88; 12, Irina Kostyuchenkova URS 60.60

| Series    | 1     | 2     | 3     | 4     | 5     | 6     |
|-----------|-------|-------|-------|-------|-------|-------|
| Whitbread | 61.80 | 69.02 | 71.34 | 73.16 | 76.64 | 72.14 |
| Felke     | 70.30 | 71.76 | 66.84 | x     | 71.56 | x     |
| Peters    | 68.82 | x     | 62.24 | 61.12 | 57.96 | x     |
| Sanderson | x     | 67.54 | 63.54 | 62.88 | 62.00 | 63.66 |



|             | <u>1</u> | <u>2</u> | <u>3</u> | <u>4</u> | <u>5</u> | <u>6</u> |
|-------------|----------|----------|----------|----------|----------|----------|
| Jung        | 60.36    | x        | 67.46    | x        | 57.96    | x        |
| Lillak      | 56.56    | 66.82    | x        | 56.80    | 59.74    | x        |
| Yermolovich | 60.14    | 65.52    | x        | x        | x        | x        |
| Leal        | 61.86    | 64.90    | x        | x        | x        | 64.52    |

In Helsinki, Whitbread led for most of the contest before being overtaken in the final round. Four years later, the tables were turned when Whitbread was the one chasing the 71.76 second-round throw of Felke. The Briton, whose participation in the championships had been in doubt because of a shoulder injury, came close with 71.34 in the third round.

Whitbread finally got it right in the fourth round with the third best throw of all-time, 73.16. Felke, the world record holder, was next to throw and fouled. In the fifth round, Whitbread improved again to 76.64.

#### Qualifying round (64.00 or top 12 to final) (Sep 5)

**Group A qualifiers:** Felke 69.16; Sanderson 66.46; Peters 64.26; Kostyuchenkova 63.04; Hartai 62.68; Yermolovich 60.78

**Non-qualifiers:** Anna Verouli GRE 60.60; Zhou Yuanxiang CHN 59.46; Elisabet Nagy SWE 58.72; Maria Colon CUB 57.82; Emi Matsui JPN 57.78; Denise Thiémarc SUI 56.34; Sueli dos Santos BRA 55.48; Marietta Riera VEN 53.38; Lee Huei-Chen TPE 51.42; Mereoni Vibose FIJ 48.60

**Group B qualifiers:** Whitbread 67.00; Thyssen 64.52; Léal 62.60; Lillak 62.34; Jung 62.26; Alizadeh 62.16

**Non-qualifiers:** Natalya Shikolenko URS 60.40; Céline Chartrand CAN 59.06; Tuula Laaksalo FIN 57.24; Li Baolian CHN 55.96; Trine Solberg NOR 55.30; Cathie Wilson USA 54.80; Iris Grönfeldt ISL 54.00; Iammo Launa PNG 42.70; Laverne Eve BAH NM

## Tokyo 1991

### Final (Sep 1)

|                        |     |       |
|------------------------|-----|-------|
| 1, Xu Demei            | CHN | 68.78 |
| 2, Petra Meier         | GER | 68.68 |
| 3, Silke Renk          | GER | 66.80 |
| 4, Natalya Cherniyenko | URS | 65.22 |
| 5, Trine Hattestad     | NOR | 63.36 |
| 6, Louise McPaul       | AUS | 63.34 |
| 7, Dulce García        | CUB | 62.68 |
| 8, Päivi Alafrantti    | FIN | 62.26 |

9, Heli Rantanen FIN 60.96; 10, Anna Verouli GRE 59.12; 11, Natalya Shikolenko URS 58.82; 12, Karen Forkel GER 57.90

| Series      | <u>1</u> | <u>2</u> | <u>3</u> | <u>4</u> | <u>5</u> | <u>6</u> |
|-------------|----------|----------|----------|----------|----------|----------|
| Xu          | 68.78    | 62.98    | x        | 61.88    | x        | 59.12    |
| Meier       | 67.10    | 68.68    | 63.38    | 65.20    | 64.50    | x        |
| Renk        | 63.02    | 62.64    | 65.64    | 65.82    | 66.80    | 65.26    |
| Cherniyenko | x        | 63.12    | 65.22    | x        | x        | x        |
| Hattestad   | x        | 63.36    | x        | 62.50    | 60.90    | 62.92    |
| McPaul      | 63.34    | 60.54    | 63.08    | x        | 61.10    | x        |
| García      | x        | 57.54    | 62.68    | x        | x        | x        |
| Alafrantti  | x        | 62.22    | 62.26    | x        | x        | x        |

Eight days after winning the first of the Tokyo throws, China unexpectedly won the last. Xu Demei chose the best possible time to throw a personal best of 68.78: the first round of the final. Meier-Felke – the Rome silver medallist – threatened with 68.68 in the second round, but these two proved to be the only 68m+ efforts of the day.

The bronze medal also went to Germany but there was huge disappointment for the other German Forkel. She won the qualifying round with 68.14 then could only manage 57.90 in the final.

#### Qualifying round (62.00 or top 12 to final) (Aug 31)

**Group A qualifiers:** Forkel 68.14; Xu 65.44; Alafrantti 64.38; Verouli 63.02; Shikolenko 62.08; Rantanen 61.30

**Non-qualifiers:** Antoaneta Selenska BUL 57.42; Sharon Gibson GBR 56.64; Donna Mayhew USA 56.34; Katalin Hartai HUN 55.68; Laverne Eve BAH 55.14; Akiko Miyajima JPN 52.86; Matilda Kisava TAN 52.60; Sueli dos Santos BRA 51.20; Isel López CUB & Nadine Auzeil FRA NM

**Group B qualifiers:** Meier 67.24; Hattestad 66.92; Renk 65.24; García 62.18; McPaul 61.08; Cherniyenko 60.90

**Non-qualifiers:** Karin Smith USA 60.34; 8, Genowefa Patla POL 60.18; Tiina Lillak FIN 58.42; Paula Berry USA 57.94; Irina Kostyuchenkova URS 57.60 Sun Fei CHN 55.04; Kirsten Smith NZL 53.98; Iris Grönfeldt ISL 53.92; Marieta Riera VEN 50.62

## Stuttgart 1993

### Final (Aug 22)

|                       |     |       |
|-----------------------|-----|-------|
| 1, Trine Hattestad    | NOR | 69.18 |
| 2, Karen Forkel       | GER | 65.80 |
| 3, Natalya Shikolenko | BLR | 65.64 |
| 4, Tatyana Shikolenko | BLR | 65.18 |
| 5, Yekaterina Ivakina | RUS | 65.12 |
| 6, Silke Renk         | GER | 64.00 |
| 7, Claudia Isaila     | ROU | 61.54 |
| 8, Felicia Tilea      | ROU | 61.24 |

9, Steffi Nerius GER 60.26; 10, Antoaneta Selenska BUL 58.82; 11, Heli Rantanen FIN 53.14; Terese Nekrosaitė LTU NM

She had failed several times before at major championships, but in Stuttgart Hattestad did everything right. She led the qualifiers and with the first throw of the final went into a big lead with 69.18.

The Norwegian's big rival, Natalya Shikolenko, followed up her 65.64 opener with three fouls. This allowed Forkel to claim the silver. Like Hattestad, the German therefore made amends for a miserable performance at the previous World Championships.

Natalya Shikolenko held on for the bronze one place ahead of her younger sister, Tatyana, who set a personal best in the final round.

| Series       | <u>1</u> | <u>2</u> | <u>3</u> | <u>4</u> | <u>5</u> | <u>6</u> |
|--------------|----------|----------|----------|----------|----------|----------|
| Hattestad    | 69.18    | 62.80    | 64.78    | 64.80    | 61.04    | 66.18    |
| Forkel       | x        | 60.78    | 65.80    | 61.88    | 65.04    | -        |
| N Shikolenko | 65.64    | x        | x        | x        | 64.68    | x        |
| T Shikolenko | x        | 63.48    | 62.14    | 61.30    | 64.10    | 65.18    |
| Ivakina      | 60.50    | x        | 64.68    | 65.12    | 62.86    | x        |
| Renk         | 61.50    | 62.18    | 64.00    | 61.96    | 63.74    | 63.44    |
| Isaila       | 59.88    | 61.54    | 58.40    | x        | x        | x        |
| Tilea        | 60.26    | x        | 61.24    | 61.14    | x        | 60.02    |

#### Qualifying round (62.00 or top 12 to final) (Aug 21)

**Group A qualifiers:** Hattestad 66.52; Shikolenko 63.22; Tilea 62.90; Rantanen 60.56; Forkel 60.54; Selenska 59.74

**Non-qualifiers:** Martine Bègue FRA 59.16; Jette Jeppesen DEN 58.80; Sueli dos Santos BRA 57.16; Yelena Svezhentseva UZB 55.10; Nikola Tomečková TCH 52.06

**Group B qualifiers:** Ivakina 62.90; Renk 62.88; Shikolenko 62.06; Nekrosaitė 61.02; Isaila 59.88; Nerius 59.68

**Non-qualifiers:** Päivi Alafrantti FIN 59.26; Shelley Holroyd GBR 57.66; Kinga Zsigmond HUN 55.72; Lee Young-Sun KOR 54.78; Akiko Miyajima JPN 54.50; Iammo Launa PNG 46.78

## Gothenburg 1995

### Final (Aug 8)

|                       |     |       |
|-----------------------|-----|-------|
| 1, Natalya Shikolenko | BLR | 67.56 |
| 2, Felicia Tilea      | ROU | 65.22 |
| 3, Mikaela Ingberg    | FIN | 65.16 |
| 4, Heli Rantanen      | FIN | 65.04 |
| 5, Joanna Stone       | AUS | 63.74 |
| 6, Tanja Damaske      | GER | 62.32 |
| 7, Isel López         | CUB | 60.80 |
| 8, Yekaterina Ivakina | RUS | 59.82 |

9, Renata Strasek SLO 59.10; 10, Jette Jeppesen DEN 58.84; 11, Steffi Nerius GER 56.50; 12, Miréla Manjani ALB 55.56

| Series       | <u>1</u> | <u>2</u> | <u>3</u> | <u>4</u> | <u>5</u> | <u>6</u> |
|--------------|----------|----------|----------|----------|----------|----------|
| N Shikolenko | 66.48    | 63.58    | x        | x        | 65.46    | 67.56    |
| Tilea        | 62.34    | 60.98    | 59.64    | 65.22    | x        | x        |
| Ingberg      | 61.82    | 59.54    | 60.12    | 65.16    | x        | x        |
| Rantanen     | 55.44    | 59.66    | x        | 59.10    | 62.96    | 65.04    |
| Stone        | 59.14    | x        | 61.46    | 58.50    | 57.80    | 63.74    |
| Damaske      | 62.32    | x        | 60.42    | x        | 59.64    | x        |
| López        | 54.30    | x        | 60.80    | x        | x        | x        |
| Ivakina      | 59.82    | 56.06    | 58.64    | 55.28    | x        | x        |

Defending champion Trine Hattestad was throwing well in 1995 but by the time of Gothenburg was five months pregnant and did not compete for obvious reasons. This left Shikolenko as the favourite to add gold to her 1993 bronze, and she did just that. She had the best qualifying effort (65.46) and took the lead in the final with her first throw of 66.48. No-one could approach that, though the Belarus thrower did go better with 67.56 in the final round. The woman who was beaten in the last round at the Barcelona Olympics then waited anxiously for the three remaining finalists to close their accounts.

**Qualifying round (62.50 or top 12 to final) (Aug 6)**

**Group A qualifiers:** Shikolenko 65.64; Damaske 62.82; Ivakina 61.52; Strasek 60.26; López 60.04; Stone 59.52

**Non-qualifiers:** Silke Renk GER 58.86; Kinga Zsigmond HUN 57.86; Tang Lishuang CHN 56.98; Claudia Isaila ROU 55.84; Taina Uppa FIN 54.38; Rita Ramanauskaitė LTU 54.14; Donna Mayhew USA 53.10; Aysel Tas TUR 49.20; Maka Obolashvili GEO 43.98

**Group B qualifiers:** Nerius 62.62; Manjani 62.40; Jeppesen 61.96; Tilea 61.52; Ingberg 60.72; Rantanen 60.34

**Non-qualifiers:** Louise McPaul AUS 59.30; Laverne Eve BAH 58.78; Xiomara Rivero CUB 58.32; Nikola Tomečková CZE 57.98; Nadine Auzeil FRA 56.80; Oksana Ovchinnikova RUS 56.74; Nicole Carroll USA 55.32; Agnes Preisinger HUN 54.00; Kate Farrow AUS 49.24; Ketut Mudiani INA 40.92

**Athens 1997****Final (Aug 9)**

|     |                         |     |        |
|-----|-------------------------|-----|--------|
| 1,  | Trine Hattestad         | NOR | 68.78  |
| 2,  | Joanna Stone            | AUS | 68.64  |
| 3,  | Tanja Damaske           | GER | 67.12  |
| 4,  | Mikaela Ingberg         | FIN | 66.00  |
| 5,  | Felicia Tilea           | ROU | 64.90  |
| 6,  | Sonia Bisset            | CUB | 63.80  |
| 7,  | Osleidys Menéndez       | CUB | 63.76  |
| 8,  | Tatyana Shikolenko      | RUS | 63.76  |
| 9,  | Oksana Ovchinnikova     | RUS | 62.92; |
| 10, | Heli Rantanen           | FIN | 62.64; |
| 11, | Miréla Manjani-Tzellili | GRE | 61.02; |
| 12, | Rita Ramanauskaitė      | LTU | 57.38  |

| Series       | 1     | 2     | 3     | 4     | 5     | 6     |
|--------------|-------|-------|-------|-------|-------|-------|
| Hattestad    | 68.78 | 63.32 | x     | 66.32 | x     | 65.46 |
| Stone        | 64.68 | 68.16 | 66.94 | 66.12 | 68.64 | 68.60 |
| Damaske      | 64.30 | 63.72 | 64.36 | 64.18 | 66.26 | 67.12 |
| Ingberg      | 64.50 | x     | 63.72 | 61.70 | 64.14 | 66.00 |
| Tilea        | 60.32 | 55.24 | 64.90 | 61.14 | 59.24 | 64.40 |
| Bisset       | 63.80 | 63.16 | 63.08 | 60.44 | 60.52 | 63.34 |
| Menéndez     | 63.76 | 62.44 | x     | 59.88 | 63.02 | 62.14 |
| T Shikolenko | x     | 63.76 | x     | 62.68 | x     | x     |

Stone, a London-born Australian policewoman, created a stir by leading the qualifiers with a personal best of 67.72 and proved that was no fluke by pressurising the favourite, Hattestad, throughout the final. The Norwegian, champion in 1993 and pregnant at the time of the 1995 Championships, opened strongly with 68.78 and that proved to be the winner but Stone drew uncomfortably close in the second round with 68.16 and her last two throws landed at 68.64 and 68.60. The bronze medalist Damaske excelled also, throwing a personal best of 67.12 in the final round, but Olympic Champion Rantanen suffered an off-day in tenth place. "I was given strength by the knowledge that my two sons were watching from the stands," said Hattestad.

**Qualifying Round (62.50 or top 12 to final) (Aug 7)**

**Group A qualifiers:** Hattestad 66.12; Rantanen 64.46; Manjani-Tzellili 63.50; Tilea 63.06; Ovchinnikova 61.58; Menéndez 60.90

**Non-qualifiers:** Karen Forkel GER 60.70; Zuleima Aramendiz COL 58.98; Laverne Eve BAH 58.80; Nikolett Szabó HUN 57.78; Lee Young-Sun KOR 55.98; Lynda Lipson USA 52.64; Shelley Holroyd GBR 51.06; Trishel Thompson GUY 38.14

**Group B qualifiers:** Stone 67.72; Ingberg 63.92; Bisset 63.48; Damaske 63.30; Ramanauskaitė 62.60; Shikolenko 61.78

**Non-qualifiers:** Silke Renk GER 60.72; Odeyme Palma CUB 58.42; Tessa Sanderson GBR 57.84; Taina Uppa FIN 57.72; Ewa Rybak POL 56.24; Nicole Carroll USA 55.62; Erica Wheeler USA 54.16; Angeliki Tsiolakoudi GRE 53.48; Nikola Tomečková CZE 52.86

**Seville 1999****Final (Aug 28)**

|     |                    |     |        |
|-----|--------------------|-----|--------|
| 1,  | Miréla Tzellili    | GRE | 67.09  |
| 2,  | Tatyana Shikolenko | RUS | 66.37  |
| 3,  | Trine Hattestad    | NOR | 66.06  |
| 4,  | Osleidys Menéndez  | CUB | 64.61  |
| 5,  | Louise Currey      | AUS | 64.38  |
| 6,  | Sonia Bicet        | CUB | 63.52  |
| 7,  | Wei Jianhua        | CHN | 62.97  |
| 8,  | Oksana Makarova    | RUS | 62.67  |
| 9,  | Mikaela Ingberg    | FIN | 60.48; |
| 10, | Taina Uppa         | FIN | 59.83; |
| 11, | Felicia Tilea      | ROU | 59.24; |
| 12, | Karen Forkel       | GER | 54.65  |

| Series       | 1     | 2     | 3     | 4     | 5     | 6     |
|--------------|-------|-------|-------|-------|-------|-------|
| Tzellili     | 62.41 | 66.33 | 67.09 | 66.44 | x     | x     |
| T Shikolenko | 63.75 | 62.28 | x     | 62.51 | 66.37 | x     |
| Hattestad    | 63.73 | 66.06 | 62.56 | 64.24 | 63.42 | 63.85 |
| Menéndez     | 64.61 | 61.12 | 63.18 | 62.55 | 63.74 | 62.54 |
| Currey       | 60.39 | x     | 60.81 | 64.38 | 61.10 | 60.75 |
| Bicet        | 61.62 | 61.74 | x     | 63.52 | 61.08 | x     |
| Wei          | 58.98 | 62.27 | 62.97 | x     | x     | 57.66 |
| Makarova     | 59.23 | 62.67 | x     | x     | 60.16 | x     |

In a year which caused so much grief to Albanians there was a result from Seville which might have brought those people some pride and pleasure. Manjani no longer competed for Albania; now married to Greek weightlifter George Tzellilis she became a Greek citizen in 1997, but she made history by becoming the first Albanian-born athlete ever to win a world athletics title. Title holder Hattestad was delighted to take the lead in round 2 with 66.06 but later in the round Tzellili went ahead with 66.33 and with her next throw she improved to a Greek record with the new implement of 67.09. Tatyana Shikolenko later produced a Russian record of 66.37 to push Hattestad down to third; her elder sister Natalya won this title for Belarus in 1995. European Champion Damaske was unable through injury to throw in the qualifying round.

**Qualifying round (61.00 or top 12 to final) (Aug 26)**

**Group A qualifiers:** Hattestad 62.67; Menéndez 62.07; Shikolenko 61.78; Bicet 61.63; Ingberg 61.50; Wei 61.39; Currey 60.83; Forkel 60.40; Tilea 60.11

**Non-qualifiers:** Genowefa Patla POL 59.50; Rita Ramanauskaitė LTU 58.60; Steffi Nerius GER 58.43; Evfemija Storga SLO 53.54; Gurmeet Kaur IND 51.97; Sabina Moya COL 47.27

**Group B qualifiers:** Makarova 63.83; Tzellili 61.45; Uppa 60.51

**Non-qualifiers:** Ana Mirela Țermure ROU 58.52; Liang Lili CHN 58.43; Laverne Eve BAH 57.97; Xiomara Rivero CUB 57.48; Nadine Auzeil FRA 57.33; Nikola Tomečková CZE 56.88; Ewa Rybak POL 56.41; Kristina Georgieva BUL 55.79; Linda Bluetrich USA 52.31; Lee Young-Sun KOR 51.36; Tanja Damaske GER DNS (injured); Maka Obolashvili GEO NM

**Edmonton 2001****Final (Aug 6)**

|     |                      |     |        |
|-----|----------------------|-----|--------|
| 1,  | Osleidys Menéndez    | CUB | 69.53  |
| 2,  | Miréla Tzellili      | GRE | 65.78  |
| 3,  | Sonia Bisset         | CUB | 64.69  |
| 4,  | Nikola Tomečková     | CZE | 63.11  |
| 5,  | Steffi Nerius        | GER | 62.08  |
| 6,  | Mikaela Ingberg      | FIN | 61.94  |
| 7,  | Xiomara Rivero       | CUB | 61.60  |
| 8,  | Angeliki Tsiolakouđi | GRE | 61.01  |
| 9,  | Tatyana Shikolenko   | RUS | 60.91; |
| 10, | Wei Jianhua          | CHN | 58.45; |
| 11, | Claudia Coslovich    | ITA | 57.27; |
| 12, | Taina Kolkkala       | FIN | 57.21  |

| Series      | 1     | 2     | 3     | 4     | 5     | 6     |
|-------------|-------|-------|-------|-------|-------|-------|
| Menéndez    | 66.56 | 69.42 | 69.53 | x     | 65.83 | 66.70 |
| Tzellili    | 64.69 | 63.80 | x     | x     | 65.78 | 62.68 |
| Bisset      | 63.14 | x     | 57.77 | 61.32 | 64.69 | x     |
| Tomečková   | 63.11 | 62.91 | x     | x     | 62.74 | 59.83 |
| Nerius      | 62.08 | x     | 58.52 | x     | x     | 56.01 |
| Ingberg     | 61.94 | 60.40 | x     | 57.91 | 60.89 | 60.91 |
| Rivero      | 58.56 | 61.60 | 59.00 | 61.27 | 61.43 | 61.40 |
| Tsiolakouđi | 61.01 | 57.88 | 58.61 | 60.74 | 58.17 | 58.96 |

The previous July, Menéndez had become the first Cuban woman to set a world record with a throw of 71.54. She didn't need to throw that far in Edmonton, but still won easily. The 21 year-old did the damage in the first three rounds with efforts of 66.56, 69.42 and 69.53.

Tzellili defended her title with honour, lying second throughout and achieving her best of 65.78 in round 5. Another Cuban, Bisset, was in third place throughout the contest ahead of Tomečková who could not reproduce her 65.71 qualifier when it mattered.

**Qualifying round (61.00 or top 12 to final) (Aug 4)**

**Group A qualifiers:** Tomečková 65.71; Bisset 63.24; Tzellili 61.75; Wei 61.56; Ingberg 60.89

**Non-qualifiers:** Paula Huhtaniemi FIN 58.26; Nikolett Szabó HUN 57.60; Rita Ramanauskaitė LTU 57.43; Takako Miyake JPN 56.05; Dominique Bilodeau CAN 45.24; Ana Mirela Țermure ROU DQ (r40.1) (52.65)

**Group B qualifiers:** Menéndez 64.39; Tsiolakouđi 61.93; Nerius 61.90; Shikolenko 61.42; Rivero 59.78; Kolkkala 59.62; Coslovich 58.42

**Non-qualifiers:** Felicia Moldovan ROU 56.61; Laverne Eve BAH 56.10; Zuleima Aramendiz COL 52.23; Lindy Leveaux SEY 49.40

## Paris 2003

### Final (Aug 30)

|     |                     |     |       |
|-----|---------------------|-----|-------|
| 1,  | Miréla Manjani      | GRE | 66.52 |
| 2,  | Tatyana Shikolenko  | RUS | 63.28 |
| 3,  | Steffi Nerius       | GER | 62.70 |
| 4,  | Mikaela Ingberg     | FIN | 62.20 |
| 5,  | Osleidys Menéndez   | CUB | 62.19 |
| 6,  | Sonia Bisset        | CUB | 60.17 |
| 7,  | Claudia Coslovich   | ITA | 59.64 |
| 8,  | Laverne Eve         | BAH | 59.60 |
| 9,  | Valeriya Zabruskova | RUS | 59.51 |
| 10, | Taina Kolkkala      | FIN | 57.50 |
| 11, | Ma Ning             | CHN | 57.43 |
| 12, | Nikolett Szabó      | HUN | 56.98 |

| Series     | 1     | 2     | 3     | 4     | 5     | 6     |
|------------|-------|-------|-------|-------|-------|-------|
| Manjani    | 64.55 | 64.46 | 64.09 | 66.52 | x     | 56.84 |
| Shikolenko | 62.76 | 62.99 | 63.28 | x     | 60.67 | 59.93 |
| Nerius     | 59.15 | 62.70 | 60.30 | x     | 61.81 | x     |
| Ingberg    | 61.37 | 59.98 | -     | 62.02 | -     | 62.20 |
| Menéndez   | 61.18 | x     | x     | 62.19 | 60.47 | x     |
| Bicet      | 56.90 | 58.21 | 60.17 | x     | x     | 56.36 |
| Coslovich  | 55.48 | 58.81 | 59.64 | 56.05 | 57.89 | 56.14 |
| Eve        | 56.43 | 54.39 | 59.60 | x     | 58.47 | 57.55 |

The 1999 winner Manjani (now divorced from Giorgos Tzeflis) again demonstrated her ability to peak for major championships. Before Paris her season's best was just 63.13. Her opening four throws in the final were better than that or anything else the opposition could produce. Her fourth effort of 66.52 was a 2003 world best, but it was also the shortest winning throw in world championships history. The silver medallist Tatyana Shikolenko was another to repeat her placing from Seville 1999.

### Qualifying round (60.00 or top 12 to final) (Aug 28)

**Group A qualifiers:** Shikolenko 63.71; Eve 62.89; Menéndez 61.74; Ingberg 60.89; Nerius 60.40; Szabó 59.84; Ma 58.95  
**Non-qualifiers:** Rita Ramanauskaitė LTU 57.13; Jarmila Klimesová CZE 56.98; Angeliki Tsiolakoúdi GRE 56.66; Sabina Moya COL 55.75; Kim Kreiner USA 54.84  
**Group B qualifiers:** Manjani 62.48; Bisset 60.64; Zabruskova 60.40; Coslovich 59.57; Kolkkala 58.94  
**Non-qualifiers:** Ana Mirela Țermure ROU 58.50; Sunette Viljoen RSA 56.78; Nora Bicet CUB 56.33; Paula Huhtaniemi FIN 55.06; Sarah Walter FRA 54.31; Takako Miyake JPN 52.26; Leryn Franco PAR 51.13

## Helsinki 2005

### Final (Aug 14)

|     |                      |     |                     |
|-----|----------------------|-----|---------------------|
| 1,  | Osleidys Menéndez    | CUB | 71.70 <sup>WR</sup> |
| 2,  | Christina Obergföll  | GER | 70.03               |
| 3,  | Steffi Nerius        | GER | 65.96               |
| 4,  | Christina Scherwin   | DEN | 63.43               |
| 5,  | Zahra Bani           | ITA | 62.75               |
| 6,  | Paula Tarvainen      | FIN | 62.64               |
| 7,  | Sonia Bisset         | CUB | 61.75               |
| 8,  | Angeliki Tsiolakoúdi | GRE | 57.99               |
| 9,  | Mikaela Ingberg      | FIN | 57.54               |
| 10, | Laverne Eve          | BAH | 57.10               |
| 11, | Rumyana Karapetrova  | BUL | 57.06               |
| 12, | Goldie Sayers        | GBR | 54.44               |

| Series      | 1     | 2     | 3     | 4     | 5     | 6     |
|-------------|-------|-------|-------|-------|-------|-------|
| Menéndez    | 71.70 | x     | -     | 65.53 | 63.80 | -     |
| Obergföll   | 61.55 | 70.03 | -     | -     | -     | 59.67 |
| Nerius      | 65.96 | x     | x     | 64.26 | 64.35 | x     |
| Scherwin    | 59.36 | 62.32 | 60.04 | 63.43 | x     | x     |
| Bani        | 55.28 | 60.71 | 54.06 | x     | 56.16 | 62.75 |
| Tarvainen   | 62.64 | x     | x     | x     | 56.89 | x     |
| Bisset      | x     | 59.55 | 59.71 | 58.61 | 61.75 | 60.57 |
| Tsiolakoúdi | 57.30 | 57.99 | 56.78 | x     | x     | 56.63 |

At the ripe old age of 25, Menéndez was competing in her fifth World championships, aiming to regain the title she had won in her world record year of 2001. After throwing 65.77 in the qualifying round, trailing the personal best 66.52 of veteran Nerius, Menéndez set up for her first throw drawn at the end of the opening round. Again trailing Nerius, who led with 65.96, the powerful (1.78/80Kg) Cuban launched a throw which had the knowledgeable Finnish crowd buzzing with expectation before the spear landed. It was measured at 71.70, a new

world record; normally such a throw kills off the opposition, but on this occasion it engendered a magnificent reaction. Obergföll, with a lifetime best of 64.59 hit a perfect throw, and was rewarded with a European record 70.03. She later said "I cannot explain what happened today." Nerius's throw held up for the bronze medal, while Helsinki held its reputation as the spiritual home of javelin throwing as the top five throwers came away with lifetime bests.

### Qualifying round (60.50 or top 12 to final) (Aug 12)

**Group A qualifiers:** Menéndez 65.77; Obergföll 61.59; Ingberg 61.06; Sayers 60.67; Scherwin 60.11; Tsiolakoúdi 59.06

**Non-qualifiers:** Mercedes Chilla ESP 58.38; Olga Ivankova UKR 56.56; Claudia Coslovich ITA 55.78; Kim Kreiner USA 55.05; Felicia Moldovan ROU 54.68; Nora Bicet CUB 54.52; Inga Stasiulionytė LTU 54.38; Moonika Aava EST 54.24; Mariya Yakovenko RUS 50.37

**Group B qualifiers:** Steffi Nerius GER 66.52; Sonia Bisset CUB 64.50; Laverne Eve BAH 61.12; Paula Tarvainen FIN 60.83; Zahra Bani ITA 60.09; Rumyana Karapetrova BUL 59.22

**Non-qualifiers:** Barbora Špotáková CZE 58.74; Olivia McKoy JAM 58.49; Barbara Madejczyk POL 57.14; Inga Kozarenoka LAT 56.71; Nikolett Szabó HUN 55.17; Savva Lika GRE 55.03; Xue Juan CHN 53.81; Serafina Akeli SAM 47.37; Mirela Manjani GRE NM

## Osaka 2007

### Final (Aug 31)

|     |                     |     |       |
|-----|---------------------|-----|-------|
| 1,  | Barbora Špotáková   | CZE | 67.07 |
| 2,  | Christina Obergföll | GER | 66.46 |
| 3,  | Steffi Nerius       | GER | 64.42 |
| 4,  | Nikola Brejchová    | CZE | 63.73 |
| 5,  | Sávva Líka          | GRE | 63.13 |
| 6,  | Sonia Bisset        | CUB | 61.74 |
| 7,  | Mariya Abakumova    | RUS | 61.43 |
| 8,  | Linda Stahl         | GER | 61.03 |
| 9,  | Barbara Madejczyk   | POL | 58.37 |
| 10, | Olga Ivankova       | UKR | 57.87 |
| 11, | Felicia Moldovan    | ROU | 55.71 |
| 12, | Paula Tarvainen     | FIN | 53.50 |

In the absence of Helsinki winner Menéndez (injured) Obergföll was a strong favourite, having produced the top seven throws of 2007. The German was less than impressive in the qualifying, managing 60.77, while the qualifiers were led by the Czech duo of Brejchová and Špotáková. The latter was just warming up, as she opened in the final with a Czech record of 66.40. Obergföll reacted well, finishing off round one with 64.01, before improving to 65.26 in the next round. At this point no-one else had managed to reach 62m, which Brejchová rectified with her third round 63.73, inspired perhaps by Špotáková's further improvement to 67.07. Nerius, in her sixth final, produced her first 60m throw of the competition in round four – 64.42 – which would prove enough to secure her third world championship medal. Her teammate Obergföll saved her best till last, coming within a metre of Špotáková with 66.46. The Czech was a worthy winner, and averaged an excellent 64.37 with her six throws.

### Qualifying round (61.00 or top 12 to final) (Aug 29)

**Group A qualifiers:** Brejchová 64.29; Madejczyk 60.86; Obergföll 60.77; Bisset 60.25

**Non-qualifiers:** Taina Kolkkala FIN 59.52; Zahra Bani ITA 59.02; Lada Chernova RUS 58.12; Mariya Yakovenko RUS 57.51; Goldie Sayers GBR 57.23; Monica Stoian ROU 56.84; Alessandra Resende BRA 56.42; Buoban Pamang THA 56.28; Indre Jakubaityte LTU 56.16; Dana Pounds USA 55.00; Dalila Rugama NCA 53.22; Serafina Akeli SAM 50.29; Emika Yoshida JPN 49.70

**Group B qualifiers:** Špotáková 63.77; Tarvainen 63.58; Stahl 62.80; Líka 62.38; Nerius 61.89; Ivankova 61.68; Abakumova 60.55; Moldovan 60.07

**Non-qualifiers:** Silvia Cruz POR 58.53; Alexandra Tsiou CYP 57.17; Laverne Eve BAH 56.87; Urszula Jasinska POL 56.20; Mercedes Chilla ESP 53.64; Chang Chunfeng CHN 53.41; Rumyana Karapetrova BUL 48.50; Lindy Leveau-Agricole SEY NM

## Berlin 2009

### Final (Aug 18)

|    |                   |     |       |
|----|-------------------|-----|-------|
| 1, | Steffi Nerius     | GER | 67.30 |
| 2, | Barbora Špotáková | CZE | 66.42 |
| 3, | Maria Abakumova   | RUS | 66.06 |
| 4, | Monica Stoian     | ROU | 64.51 |



|    |                     |     |       |
|----|---------------------|-----|-------|
| 5, | Christina Obergföll | GER | 64.34 |
| 6, | Linda Stahl         | GER | 63.23 |
| 7, | Osleidys Menéndez   | CUB | 63.11 |
| 8, | Sávva Líka          | GRE | 60.29 |

9, Vira Rebryk UKR 58.25; 10, Maria Negoita ROU 57.65; 11, Martina Ratej SLO 57.57; 12, Rachel Yurkovich USA 51.15

| Series    | 1     | 2     | 3     | 4     | 5     | 6     |
|-----------|-------|-------|-------|-------|-------|-------|
| Nerius    | 67.30 | 62.79 | 65.81 | x     | 62.27 | x     |
| Špotáková | 64.94 | 64.26 | 66.42 | 61.29 | 62.25 | 59.74 |
| Abakumova | 63.01 | x     | 65.39 | x     | 59.71 | 66.06 |
| Stoian    | 64.51 | x     | 61.90 | 59.62 | 61.84 | 61.53 |
| Obergföll | x     | 60.37 | 64.34 | x     | 63.02 | x     |
| Stahl     | 61.64 | 63.23 | 63.18 | 59.00 | 61.33 | 60.90 |
| Menéndez  | 63.11 | x     | x     | x     | 61.56 | 58.27 |
| Líka      | 56.55 | 57.33 | 58.80 | 57.29 | x     | 60.29 |

No javelin thrower in World Championship history had ever produced a qualifying round throw beyond the winning distance in the final by another thrower, but that unenviable feat was managed in Berlin by Abakumova who qualified with 68.92, the best throw of 2009.

The final began with Stoian improving her best by 2½m with 64.51, and then Nerius – at her eighth World Championship – produced the second best throw of her career, 67.30. Olympic Champion Špotáková immediately reacted with 64.94 and improved in the third round to 66.42, but could get no closer, while Abakumova overtook Stoian for bronze in round three before reaching 66.06 in the sixth. Nerius had won bronze in the three previous championships and later said she would not reconsider her decision to retire that September. Why? “Just because everything that will come now can only be less good.”

#### Qualifying round (62.00 or top 12 to final) (Aug 16)

**Group A qualifiers:** Abakumova 68.92; Stahl 63.86; Ratej 63.42; Špotáková 63.27; Nerius 61.73; Stoian 60.29; Rebryk 59.70; Líka 59.64

**Non-qualifiers:** Goldie Sayers GBR 58.98; Yainelis Ribiaux CUB 57.38; Mercedes Chilla ESP 56.68; Maryna Novik BLR 56.44; Indré Jakubaitytė LTU 55.86; Kara Patterson USA 52.71; Elisabeth Pauer AUT 50.88; Serafina Akeli SAM 49.58

**Group B qualifiers:** Menéndez 61.94; Obergföll 60.74; Yurkovich 59.57; Negoita 59.46

**Non-qualifiers:** Mikaela Ingberg FIN 57.88; Kim Mickle AUS 57.46; Olga Ivankova UKR 56.91; Sunette Viljoen RSA 56.83; Urszula Piwnicka POL 56.49; Yanet Cruz CUB 56.19; Ásdís Hjálmsdóttir ISL 55.86; Yuki Ebihara JPN 54.81; Moonika Aava EST 53.86; Madara Palameika LAT 52.98; Valeriya Zabruskova RUS 52.87

## Daegu 2011

### Final (Sep 2)

|    |                     |     |       |
|----|---------------------|-----|-------|
| 1, | Maria Abakumova     | RUS | 71.99 |
| 2, | Barbora Špotáková   | CZE | 71.58 |
| 3, | Sunette Viljoen     | RSA | 68.38 |
| 4, | Christina Obergföll | GER | 65.24 |
| 5, | Kathrina Molitor    | GER | 64.32 |
| 6, | Kimberley Mickle    | AUS | 61.96 |
| 7, | Martina Ratej       | SLO | 61.65 |
| 8, | Jarmila Klimešová   | CZE | 59.27 |

9, Yuki Ebihara JPN 59.08; 10, Goldie Sayers GBR 58.18; 11, Madara Palameika LAT 58.08; Linda Stahl GER DNS

| Series    | 1     | 2     | 3     | 4     | 5     | 6     |
|-----------|-------|-------|-------|-------|-------|-------|
| Abakumova | 60.38 | 71.25 | x     | 71.99 | 64.27 |       |
| Špotáková | 68.80 | 67.90 | 68.64 | 67.12 | 71.58 | 66.80 |
| Viljoen   | 64.36 | 65.20 | 63.12 | 58.48 | 68.38 | 62.68 |
| Obergföll | 61.74 | 64.39 | 64.80 | 65.24 | 63.51 | x     |
| Molitor   | 59.88 | 58.19 | 57.94 | 60.31 | 58.85 | 64.32 |
| Mickle    | 59.33 | 57.07 | 60.87 | x     | 61.96 | 61.33 |
| Ratej     | 58.87 | x     | 60.58 | x     | 61.65 | x     |
| Klimešová | 59.27 | x     | 57.37 | x     | x     | 55.87 |

Obergföll, who led the qualifiers with 68.76, and Špotáková were the athletes most highly regarded. The Czech opened with 68.80 to confirm the opinion of the experts, and then the fireworks started. Abakumova followed Špotáková's second round 67.90 with an arrow of a throw which landed at 71.25. Wonderfully consistent, the Czech star then threw 68.64 and 67.12. Behind the big two Viljoen's 65.20 in round two was overtaken by Obergföll's fourth of 65.24. In a wonderful sequence of throws in the fifth, Viljoen threw an African record 68.38, Špotáková went out to 71.58, and then Abakumova again

improved her national record with 71.99. After the competition, the effervescent Russian happily showed the strapping covering an injury on her right heel which had threatened to prevent her from competing.

“It's a mystery to me why the javelin went so far and floated so high,” she explained. “The air seemed to catch it and it went on and on.”

In 2016 the IOC announced that Abakumova was to be stripped of the Olympic silver medal she won in 2008, after a re-test of her doping sample from those Games found traces of the prohibited substance turinabol. Her appeal against that decision was still active as at June 30, 2017.

#### Qualifying round (61.00 or top 12 to final) (Sep 1)

**Group A qualifiers:** Obergföll 68.76; Molitor 63.52; Abakumova 62.49; Sayers 62.19; Ebihara 59.88; Palameika 59.78; Klimešová 59.65

**Non-qualifiers:** Ásdís Hjálmsdóttir ISL 59.15; Rachel Yurkovich USA 58.84; Justine Robbeson RSA 58.08; Indré Jakubaitytė LTU 56.92; Yanet Cruz CUB 56.73; Elisabeth Eberl AUT 56.48; Kim Kyung-Ae KOR 54.96

**Group B qualifiers:** Viljoen 65.34; Špotáková 63.40; Ratej 61.58; Mickle 60.50; Stahl 60.21

**Non-qualifiers:** Zahra Bani ITA 58.92; Vira Rebryk UKR 58.50; Mercedes Chilla ESP 58.34; Sinta Ozoliņa-Kovala LAT 58.15; Liu Chunhua CHN 57.52; Kara Patterson USA 57.14; Tatjana Jelača SRB 56.68; Risa Miyashita JPN 55.62; María Murillo COL 52.83

## Moscow 2013

### Final (Aug 18)

|    |                        |     |       |
|----|------------------------|-----|-------|
| 1, | Christina Obergföll    | GER | 69.05 |
| 2, | Kim Mickle             | AUS | 66.60 |
| 3, | Mariya Abakumova       | RUS | 65.09 |
| 4, | Linda Stahl            | GER | 64.78 |
| 5, | Kathryn Mitchell       | AUS | 63.77 |
| 6, | Sunette Viljoen        | RSA | 63.58 |
| 7, | Viktoriya Sudarushkina | RUS | 62.21 |
| 8, | Li Lingwei             | CHN | 61.30 |

9, Tatjana Jelača SRB 60.81; 10, Sofi Flink SWE 59.52; 11, Vira Rebryk UKR 58.33; 12, Nadeeka Lakmali SRI 58.16

| Series       | 1     | 2     | 4     | 4     | 5     | 6     |
|--------------|-------|-------|-------|-------|-------|-------|
| Obergföll    | 64.63 | 69.05 | 64.02 | 62.93 | x     | x     |
| Mickle       | 60.43 | 66.25 | 64.18 | 64.29 | x     | 66.60 |
| Abakumova    | 65.09 | 63.78 | 64.33 | x     | 60.99 | 58.71 |
| Stahl        | 64.78 | 62.58 | x     | x     | x     | 61.81 |
| Mitchell     | 63.77 | x     | 60.34 | 62.19 | x     | 62.23 |
| Viljoen      | 63.58 | x     | 56.51 | 58.66 | 59.00 | 60.25 |
| Sudarushkina | 60.44 | 62.21 | 55.82 | x     | 58.64 | x     |
| Li           | 57.48 | 60.30 | 61.30 | 55.63 | 57.58 | 57.96 |

On six occasions between 2005 and 2012, Obergföll won medals at Olympic, World and European Championships, but never the gold. The 31 year-old German was co-favourite with reigning champion Abakumova. The Russian led after the first round of the final with 65.09. In the second round, Mickle improved her personal best from her qualifying mark of 65.73 to 66.25. Obergföll, throwing last then reached 69.05 to win the gold medal. None of the top eight improved in the second half, except for Mickle who reached 66.60 with the last throw. “Finally a champion,” Obergföll said afterwards “in the year where I didn't really expect it, it finally happened”, and a month later she married her coach, the 1995 and 2003 bronze medallist, Boris Henry. The couple agreed that he would take her name if she won in Moscow, so they became Herr und Frau Obergföll.

Abakumova's husband Dmitriy Tarabin also became a World Championship javelin bronze medallist, one day later in Moscow.

#### Qualifying round (61.50 or top 12 to final) (Aug 16)

**Group A qualifiers:** Abakumova 69.09; Stahl 64.51; Mitchell 62.80; Flink 61.96; Rebryk 61.70; **Non-qualifiers:** Zhang Li CHN 60.16; Yuki Ebihara JPN 59.80; Krista Woodward CAN 58.86; Hanna Hato UKR 58.63; Flor Dennis Ruiz COL 57.47; Eliza Toader ROU 55.76; Jucilene de Lima BRA 55.18; Madara Palameika LAT 53.70

**Group B qualifiers:** Mickle 65.73; Viljoen 64.51; Jelača 62.68; Obergföll 62.36; Sudarushkina 62.20; Li 61.51; Lakmali 60.39

**Non-qualifiers:** Katharina Molitor GER 60.32; Lina Müze LAT 60.29; Marharyta Dorozhon UKR 58.23; Martina Ratej SLO 57.95; Ásdís Hjálmsdóttir ISL 57.65; Brittany Borman USA 57.63; Liina Laasma EST 56.93

## Beijing 2015

## Final (Aug 30)

|     |                     |     |       |
|-----|---------------------|-----|-------|
| 1,  | Katharina Molitor   | GER | 67.69 |
| 2,  | Lu Huihui           | CHN | 66.13 |
| 3,  | Sunette Viljoen     | RSA | 65.79 |
| 4,  | Christina Obergföll | GER | 64.61 |
| 5,  | Li Lingwei          | CHN | 64.10 |
| 6,  | Christin Hussong    | GER | 62.98 |
| 7,  | Sinta Sprudzāne     | LAT | 62.20 |
| 8,  | Kara Winger         | USA | 60.88 |
| 9,  | Barbora Špotáková   | CZE | 60.08 |
| 10, | Linda Stahl         | GER | 59.88 |
| 11, | Liz Gleadle         | CAN | 59.82 |
| 12, | Brittany Borman     | USA | 58.26 |

| Series    | 1     | 2     | 3     | 4     | 5     | 6     |
|-----------|-------|-------|-------|-------|-------|-------|
| Molitor   | 60.84 | 61.37 | 64.74 | 61.86 | 62.13 | 67.69 |
| Lu        | 63.80 | x     | 64.72 | 59.65 | 66.13 | 63.72 |
| Viljoen   | 60.18 | 63.09 | 62.93 | 65.79 | 62.11 | 60.11 |
| Obergföll | x     | 61.04 | 64.61 | x     | 62.51 | x     |
| Li        | 64.10 | 62.56 | 61.94 | x     | 62.87 | x     |
| Hussong   | x     | 59.98 | 62.94 | 62.98 | x     | x     |
| Sprudzāne | 62.20 | 60.56 | x     | 58.88 | x     | x     |
| Winger    | 58.55 | 60.63 | 60.88 | 59.34 | 59.28 | x     |

Historically, the javelin has been the throwing event with the most uncertainty, and this was the case in Beijing. Špotáková, the world record holder and double Olympic Champion (though never a world champion), threw 65.02 to qualify, but managed only 60.08 in the final to place ninth.

Lu led the competition until midway through the third round with 64.72, ahead of Obergföll's 64.61 and Li's opener of 64.10. Molitor then edged temporarily into the lead with 64.74. The powerfully-built Viljoen briefly took over in round four with 65.79, and Lu responded well in the penultimate round with an Asian record 66.13. Could Molitor break Chinese hearts with the last throw of the contest? Yes, she threw a lifetime best of 67.69 to take gold. In all, the lead changed seven times during the competition.

"I cannot really believe this," said the new champion. "After my fifth throw, I thought: 'Maybe I can still improve a little bit.' I dreamed about that and now I have this new PB and world lead! Perfect!"

## Qualifying round (63.50 or top 12 to final) (Aug 28)

**Group A qualifiers:** Borman 64.22; Obergföll 64.10; Viljoen 63.93; Molitor 63.23; Lu 63.15

**Non-qualifiers:** Madara Palameika LAT 62.17; Zhang Li CHN 61.80; Hanna Hasko-Fedusova UKR 61.41; Yuki Ebihara JPN 60.30; Kelsey-Lee Roberts AUS 60.18; Tatsiana Khaladovich BLR 60.07; Martina Ratej SLO 59.76; Vera Rebrik RUS 59.67; Jucilene de Lima BRA 59.49; Goldie Sayers GBR 58.28; Sanni Utraiainen FIN 55.56

**Group B qualifiers:** Hussong 65.92; Li 65.07; Špotáková 65.02; Gleadle 64.02; Stahl 63.52; Sprudzāne 62.81; Winger 62.21

**Non-qualifiers:** Margaryta Dorozhon ISR 61.04; Kathryn Mitchell AUS 61.04; Yulenmis Aguilar CUB 60.52; Kim Mickle AUS 59.83; Flor Dennis Ruiz COL 57.25; Maria Andrejczyk POL 56.75; Ásdís Hjálmsdóttir ISL 56.72; Mariya Abakumova RUS 56.08; Kateryna Derun UKR 53.49

## JAVELIN THROW

## Multiple Medallists:

|   |                        |         |                        |
|---|------------------------|---------|------------------------|
| 4 | Steffi Nerius          | GER     | 03-3, 05-3, 07-3, 09-1 |
| 3 | Trine Hattestad        | NOR     | 93-1, 97-1, 99-3       |
|   | Miréla Tzelili/Manjani | GRE     | 99-1, 01-2, 03-1       |
|   | Christina Obergföll    | GER     | 05-2, 07-2, 13-1       |
|   | Barbora Špotáková      | CZE     | 07-1, 09-2, 11-2       |
|   | Mariya Abakumova       | RUS     | 09-3, 11-1, 13-3       |
| 2 | Fatima Whitbread       | GBR     | 83-2, 87-1             |
|   | Petra Felke/Meier      | GDR/GER | 87-2, 91-2             |
|   | Natalya Shikolenko     | BLR     | 93-3, 95-1             |
|   | Tatyana Shikolenko     | RUS     | 99-2, 03-2             |
|   | Osleidys Menéndez      | CUB     | 01-1, 05-1             |
|   | Sunette Viljoen        | RSA     | 11-3, 15-3             |

## Most Finals:

|   |        |  |   |
|---|--------|--|---|
| 7 | Nerius |  | 93-9, 95-11, 01-5, 03-3, 05-3, 07-3, 09-1 |
|---|--------|--|---|

## Most Appearances:

|   |             |     |  |
|---|-------------|-----|--|
| 9 | Laverne Eve | BAH | 87-nm/Q, 91-22Q, 95-15Q, 97-16Q, 99-18Q, 01-17Q, 03-8, 05-10, 07-20Q |
|---|-------------|-----|--|

## Women's Javelin Throw, continued

## National Placings:

|               | 1         | 2         | 3         | 4         | 5         | 6         | 7         | 8         | Points     |
|---------------|-----------|-----------|-----------|-----------|-----------|-----------|-----------|-----------|------------|
| GER           | 3         | 5         | 6         | 3         | 4         | 4         | 1         | 1         | 141        |
| CUB           | 2         | -         | 1         | 1         | 1         | 4         | 6         | 2         | 57         |
| RUS           | 1         | 2         | 2         | -         | 1         | -         | 2         | 3         | 45         |
| FIN           | 1         | -         | 1         | 3         | -         | 4         | -         | 1         | 42         |
| GRE           | 2         | 1         | 1         | -         | 1         | -         | -         | 3         | 36         |
| CZE           | 1         | 2         | -         | 2         | -         | -         | -         | 1         | 33         |
| AUS           | -         | 2         | -         | -         | 3         | 2         | -         | -         | 32         |
| NOR           | 2         | -         | 1         | -         | 1         | -         | -         | -         | 26         |
| GBR           | 1         | 1         | -         | 2         | -         | -         | -         | -         | 25         |
| ROU           | -         | 1         | -         | 1         | 2         | -         | 1         | 1         | 23         |
| CHN           | 1         | 1         | -         | -         | 1         | -         | 1         | 1         | 22         |
| BLR           | 1         | -         | 1         | 1         | -         | -         | -         | -         | 19         |
| RSA           | -         | -         | 2         | -         | -         | 1         | -         | -         | 15         |
| URS           | -         | -         | -         | 1         | -         | -         | 1         | -         | 7          |
| ITA           | -         | -         | -         | -         | 1         | -         | 1         | -         | 6          |
| DEN           | -         | -         | -         | 1         | -         | -         | -         | -         | 5          |
| LAT           | -         | -         | -         | -         | -         | -         | 1         | -         | 2          |
| SLO           | -         | -         | -         | -         | -         | -         | 1         | -         | 2          |
| BAH           | -         | -         | -         | -         | -         | -         | -         | 1         | 1          |
| USA           | -         | -         | -         | -         | -         | -         | -         | 1         | 1          |
| <b>Totals</b> | <b>15</b> | <b>15</b> | <b>15</b> | <b>15</b> | <b>15</b> | <b>15</b> | <b>15</b> | <b>15</b> | <b>540</b> |

## Heptathlon

## Helsinki 1983

## (Aug 8/9)

1971/1984

|    |                     |     |           |
|----|---------------------|-----|-----------|
| 1, | Ramona Neubert      | GDR | 6714/6770 |
| 2, | Sabine Paetz        | GDR | 6662/6713 |
| 3, | Anke Vater          | GDR | 6532/6525 |
| 4, | Sabine Everts       | FRG | 6398/6388 |
| 5, | Valentina Dimitrova | BUL | 6362/6344 |
| 6, | Yekaterina Smirnova | URS | 6321/6277 |
| 7, | Glynis Nunn         | AUS | 6195/6131 |
| 8, | Tineke Hidding      | NED | 6155/6104 |

9, Annette Tännander SWE 5977/5932; 10, Marcela Koblasová TCH 5965/5888; 11, Marlene Harmon USA 5925/5833; 12, Kristine Tännander SWE 5922/5811; 13, Anne Kyllönen FIN 5866/5763; 14, Corinne Schneider SUI 5851/5770; 15, Florence Picaut FRA 5766/5659; 16, Terry Genge NZL 5739/5607; 17, Helena Otahalová TCH 5721/5583; 18, Melitta Aigner AUT 5629/5471; 19, Dalila Tayebi ALG 4976/4759; 20, Patricia Meigham GUA 3955/3659; Jane Frederick USA DNF (5431/5375); Judy Livermore GBR DNF (4733/4798); Conceição Geremias BRA DNF (4367/4330); Jackie Joyner USA DNF (3719/3793); Zeina Mina LBN DNF (1255/1351); Natalya Shubenkova URS DNF (851/961)

World record holder Ramona Neubert had never been beaten in an heptathlon. She not only maintained that record but led her country to a sweep of the medals.

Paetz, who had pushed Neubert in the previous year's European Championships, took an initial lead with a 13.11 100m hurdles. She was overtaken by Britain's Judy Livermore, who high jumped 1.92 but was to fall back thereafter and drop out after three fouls in the javelin throw.

Neubert was as low as seventh after the high jump, but her 23.27 200m not only gave her an overnight lead of 43 points, but also put her 29 points ahead of world record schedule.

The second day saw Neubert lose contact with her world record pace but stay comfortably ahead of Paetz. The third GDR athlete, Vater, consolidated her hold on the bronze medal with a win in the final event.

## Individual marks:

|             | 100h  | HJ   | SP    | 200   | LJ   | JT    | 800     |
|-------------|-------|------|-------|-------|------|-------|---------|
| Neubert     | 13.29 | 1.80 | 15.38 | 23.27 | 6.67 | 45.12 | 2:11.34 |
| Paetz       | 13.11 | 1.83 | 14.23 | 23.60 | 6.68 | 44.52 | 2:11.59 |
| Vater       | 13.58 | 1.86 | 14.05 | 23.49 | 6.32 | 37.84 | 2:05.64 |
| Everts      | 13.50 | 1.86 | 12.32 | 23.82 | 6.46 | 36.36 | 2:06.80 |
| Dimitrova   | 14.21 | 1.80 | 15.67 | 25.08 | 6.11 | 44.60 | 2:08.10 |
| Smirnova    | 13.36 | 1.83 | 13.77 | 24.48 | 5.66 | 45.76 | 2:10.98 |
| Nunn        | 13.17 | 1.74 | 12.98 | 24.02 | 6.31 | 32.64 | 2:10.96 |
| Hidding     | 13.77 | 1.77 | 12.22 | 24.19 | 6.30 | 38.62 | 2:12.46 |
| A Tännander | 14.00 | 1.83 | 11.86 | 26.10 | 6.09 | 45.24 | 2:17.86 |
| Koblasová   | 14.17 | 1.74 | 14.99 | 25.15 | 6.04 | 40.58 | 2:24.96 |
| Harmon      | 14.17 | 1.74 | 11.91 | 24.92 | 6.17 | 36.06 | 2:12.16 |
| K Tännander | 14.25 | 1.80 | 12.70 | 25.13 | 5.58 | 39.36 | 2:12.38 |
| Kyllönen    | 14.33 | 1.80 | 12.87 | 25.77 | 5.88 | 36.16 | 2:13.77 |
| Schneider   | 14.62 | 1.83 | 12.06 | 25.81 | 5.73 | 46.22 | 2:19.68 |

|            | 100h  | HJ   | SP    | 200   | LJ   | JT    | 800     |
|------------|-------|------|-------|-------|------|-------|---------|
| Picaut     | 13.85 | 1.80 | 12.08 | 25.64 | 5.90 | 32.98 | 2:19.22 |
| Genge      | 13.99 | 1.59 | 11.96 | 25.21 | 5.92 | 39.26 | 2:14.53 |
| Otahalová  | 14.10 | 1.74 | 12.92 | 24.95 | 5.58 | 38.68 | 2:26.42 |
| Aigner     | 15.39 | 1.65 | 14.13 | 26.18 | 5.52 | 42.88 | 2:16.47 |
| Tayebi     | 15.55 | 1.65 | 9.95  | 25.72 | 5.71 | 26.46 | 2:31.55 |
| Meigham    | 17.96 | 1.41 | 8.23  | 26.08 | 4.10 | 19.86 | 2:20.10 |
| Frederick  | 13.72 | 1.83 | 14.75 | 25.16 | 6.00 | 45.62 | DNS     |
| Livermore  | 13.23 | 1.92 | 13.85 | 24.93 | 6.16 | NM    | DNS     |
| Geremias   | 14.03 | 1.74 | 13.35 | 24.88 | 5.85 | NM    | DNS     |
| Joyner     | 13.69 | 1.86 | 12.73 | 23.73 | DNS  |       |         |
| Mina       | 16.15 | 1.53 | DNS   |       |      |       |         |
| Shubenkova | 14.12 | DNS  |       |       |      |       |         |

## Rome 1987

(Aug 31/Sep 1)

|                          |     |      |
|--------------------------|-----|------|
| 1, Jackie Joyner-Kersey  | USA | 7128 |
| 2, Larisa Nikitina       | URS | 6564 |
| 3, Jane Frederick        | USA | 6502 |
| 4, Anke Behmer           | GDR | 6460 |
| 5, Liliana Năstase       | ROU | 6325 |
| 6, Marion Reichelt       | GDR | 6296 |
| 7, Marianna Maslennikova | URS | 6228 |
| 8, Zhu Yuqing            | CHN | 6211 |

9, Kim Hagger GBR 6167; 10, Jane Flemming AUS 6149; 11, Nadine Debois FRA 6139; 12, Cindy Greiner USA 6042; 13, Tineke Hidding NED 6040; 14, Svetlana Buraga URS 5982; 15, Joanne Mulliner GBR 5842; 16, Ragne Kytölä FIN 5791; 17, Cornelia Heinrich FRG 5664; 18, Sabine Braun FRG 5621; 19, Connie Polman-Tuin CAN 5608; Eva Karlblom SWE DNF (4951); Ingrid Meilicke PAR DNF (3854); Zuzana Lajbnerová TCH DNF (3504); Manuela Marxer lie DNF (2255); Chantal Beaugeant FRA DNF (892); Alessandra Becatti ITA DNF (DNF)

None of the Rome world champions was more dominant than Joyner-Kersey in the Heptathlon. The world record holder started in style with a fast win in the 100m hurdles. After personal bests in the high jump and shot put, she was 121 points ahead of world record schedule. An excellent 200m of 22.95 – just a tenth slower than her best – left her with a world best first day score of 4256. Second at this point was Nikitina on 3918.

JJK maintained a brilliant standard with a 7.14 long jump, breaking the championship record for that event. The heat took its toll in the final two events. The American was below her best in the javelin and clocked only 2:16.29 in the final event to miss a world record by 2.2 seconds. She nonetheless won from Nikitina by 564 points. The Russian had secured the silver with a personal best in the javelin.

There was more good news for the USA as the bronze went to 35 year-old Jane Frederick, a veteran of the 1972 Olympic Games.

### Individual marks:

|               | 100h  | HJ   | SP    | 200   | LJ   | JT    | 800     |
|---------------|-------|------|-------|-------|------|-------|---------|
| Joyner-Kersey | 12.91 | 1.90 | 16.00 | 22.95 | 7.14 | 45.68 | 2:16.29 |
| Nikitina      | 13.77 | 1.87 | 15.66 | 24.48 | 6.33 | 55.24 | 2:27.01 |
| Frederick     | 13.65 | 1.78 | 16.30 | 24.69 | 6.33 | 46.62 | 2:13.77 |
| Behmer        | 13.59 | 1.81 | 13.77 | 23.54 | 6.67 | 35.82 | 2:09.03 |
| Năstase       | 13.09 | 1.75 | 13.11 | 24.09 | 6.59 | 41.84 | 2:17.91 |
| Reichelt      | 13.65 | 1.81 | 13.39 | 24.17 | 6.46 | 38.64 | 2:12.76 |
| Maslennikova  | 13.46 | 1.84 | 13.22 | 24.41 | 6.12 | 35.42 | 2:08.12 |
| Zhu           | 13.37 | 1.78 | 15.12 | 23.99 | 6.10 | 43.40 | 2:27.45 |
| Hagger        | 13.24 | 1.81 | 12.63 | 24.68 | 6.56 | 35.64 | 2:17.59 |
| Flemming      | 13.50 | 1.81 | 13.21 | 23.75 | 6.20 | 38.24 | 2:20.58 |
| Debois        | 13.64 | 1.72 | 13.22 | 24.23 | 6.25 | 34.70 | 2:05.17 |
| Greiner       | 13.76 | 1.72 | 13.46 | 24.45 | 6.29 | 36.84 | 2:13.99 |
| Hidding       | 13.77 | 1.72 | 13.11 | 24.18 | 6.18 | 40.14 | 2:16.10 |
| Buraga        | 13.15 | 1.75 | 13.36 | 24.17 | 5.89 | 33.76 | 2:15.58 |
| Mulliner      | 13.84 | 1.75 | 12.86 | 24.80 | 5.80 | 36.72 | 2:13.83 |
| Kytölä        | 14.27 | 1.78 | 11.78 | 25.16 | 5.92 | 38.96 | 2:14.03 |
| Heinrich      | 14.48 | 1.75 | 14.04 | 25.67 | 5.94 | 41.06 | 2:29.90 |
| Braun         | 14.14 | 1.75 | 12.42 | 25.49 | 5.77 | 37.74 | 2:20.94 |
| Polman-Tuin   | 14.35 | 1.66 | 12.85 | 25.27 | 6.10 | 35.80 | 2:19.77 |
| Karlblom      | 14.40 | 1.66 | 13.61 | 25.10 | 6.25 | 39.06 | DNS     |
| Meilicke      | 15.19 | 1.51 | 10.35 | 27.28 | 5.14 | 34.70 | DNS     |
| Lajbnerová    | 14.15 | 1.75 | 14.06 | 25.59 | DNS  |       |         |
| Marxer        | 14.76 | 1.66 | 10.69 | DNS   |      |       |         |
| Beaugeant     | 14.62 | DNS  |       |       |      |       |         |
| Becatti       | DNF   |      |       |       |      |       |         |

## Tokyo 1991

(Aug 26/27)

|                        |     |      |
|------------------------|-----|------|
| 1, Sabine Braun        | GER | 6672 |
| 2, Liliana Năstase     | ROU | 6493 |
| 3, Irina Belova        | URS | 6448 |
| 4, Satu Ruotsalainen   | FIN | 6404 |
| 5, Yasmina Azzizi      | ALG | 6392 |
| 6, Urszula Włodarczyk  | POL | 6391 |
| 7, Peggy Beer          | GER | 6380 |
| 8, Tatyana Zhuravlyova | URS | 6370 |

9, Maria Kamrowska POL 6237; 10, Cindy Greiner USA 6216; 11, Rita Ináncsi HUN 6198; 12, Zhu Yuqing CHN 6124; 13, Tina Rättyä FIN 6086; 14, Ragne Kytölä FIN 6062; 15, Ifeoma Ozozeze ITA 6056; 16, Clova Court GBR 6022; 17, Odile Lesage FRA 6002; 18, Joanne Henry NZL 5999; 19, Sharon Jaklofsky AUS 5992; 20, Kym Carter USA 5909; 21, Ingrid Didden BEL 5855; 22, Petra Vaideanu ROU 5744; 23, Ana Maria Comaschi ARG 5617; 24, Ghada Shouaa SYR 5066; Heike Tischler GER DNF (3627); Fu Xiuhong CHN DNF (3602); Yu Long Nyu SGP DNF (3347); Jackie Joyner-Kersey USA DNF (3130)

Joyner-Kersey showed no reaction to her ankle twist in the previous night's long jump final when she won her 100m hurdles heat. She performed well in the high jump and shot, and was just 11 points below her world record schedule at the start of the 200m before disaster struck. At the crown of the bend the American dramatically pulled up with a hamstring injury. Her husband and coach Bobby later concluded that this had been triggered by the sore ankle.

The overnight leader was Zhu, but she was soon overtaken when Braun long jumped a windy 6.67 on the second day. The German went further ahead of her immediate rivals with a fair javelin throw and had a comfortable 245-point margin before the final event. The 800m was won in spectacular fashion by Belova (née Nikitina), who improved four places and snatched the bronze medal.

### Individual marks:

|               | 100h  | HJ   | SP    | 200   | LJ    | JT    | 800     |
|---------------|-------|------|-------|-------|-------|-------|---------|
| Braun         | 13.32 | 1.91 | 13.62 | 24.49 | 6.67w | 48.66 | 2:16.09 |
| Năstase       | 13.02 | 1.76 | 13.52 | 23.98 | 6.54  | 43.58 | 2:11.48 |
| Belova        | 13.70 | 1.85 | 13.23 | 24.13 | 6.33w | 40.96 | 2:05.23 |
| Ruotsalainen  | 13.54 | 1.88 | 12.46 | 24.20 | 6.18  | 47.04 | 2:13.24 |
| Azzizi        | 13.34 | 1.79 | 15.40 | 24.32 | 6.15  | 44.62 | 2:17.17 |
| Włodarczyk    | 13.36 | 1.76 | 14.36 | 24.05 | 6.19  | 44.28 | 2:11.72 |
| Beer          | 13.41 | 1.79 | 12.97 | 24.25 | 6.34  | 43.66 | 2:09.32 |
| Zhuravlyova   | 13.77 | 1.82 | 14.12 | 24.18 | 6.30  | 41.56 | 2:10.91 |
| Kamrowska     | 13.28 | 1.67 | 14.78 | 24.04 | 5.93  | 42.08 | 2:09.06 |
| Greiner       | 13.55 | 1.79 | 14.70 | 24.52 | 6.46  | 35.62 | 2:17.47 |
| Ináncsi       | 13.90 | 1.79 | 14.48 | 25.06 | 6.27  | 44.74 | 2:18.81 |
| Zhu           | 13.18 | 1.82 | 14.19 | 23.86 | 5.88  | 41.50 | 2:28.34 |
| Rättyä        | 13.98 | 1.76 | 12.88 | 24.96 | 6.04  | 45.30 | 2:11.90 |
| Kytölä        | 14.09 | 1.79 | 12.05 | 25.23 | 6.43w | 42.40 | 2:14.36 |
| Ozozeze       | 13.89 | 1.76 | 12.97 | 24.71 | 6.27w | 44.92 | 2:21.85 |
| Court         | 13.35 | 1.55 | 13.94 | 23.85 | 5.71  | 55.30 | 2:24.61 |
| Lesage        | 13.76 | 1.85 | 13.17 | 25.64 | 5.79  | 39.70 | 2:12.24 |
| Henry         | 14.18 | 1.76 | 12.15 | 25.00 | 6.24  | 40.60 | 2:10.53 |
| Jaklofsky     | 13.76 | 1.79 | 13.30 | 25.41 | 6.16  | 42.44 | 2:21.51 |
| Carter        | 14.02 | 1.79 | 14.31 | 24.70 | 5.78  | 30.26 | 2:09.52 |
| Didden        | 14.09 | 1.64 | 12.81 | 25.50 | 5.90  | 50.58 | 2:17.32 |
| Vaideanu      | 14.42 | 1.70 | 14.60 | 26.49 | 5.76w | 47.58 | 2:20.33 |
| Comaschi      | 14.06 | 1.58 | 12.57 | 24.75 | 5.78  | 39.76 | 2:15.89 |
| Shouaa        | 15.45 | 1.64 | 10.44 | 26.11 | 5.50w | 39.76 | 2:22.44 |
| Tischler      | 13.96 | 1.76 | 14.00 | 24.63 | DNS   |       |         |
| Fu            | 13.78 | 1.82 | 13.10 | 25.35 | DNS   |       |         |
| Yu            | 15.71 | 1.61 | NM    | 26.18 | 5.28  | 27.66 | DNS     |
| Joyner-Kersey | 12.96 | 1.91 | 15.30 | DNF   | DNS   |       |         |

## Stuttgart 1993

(Aug 16/17)

|                         |     |      |
|-------------------------|-----|------|
| 1, Jackie Joyner-Kersey | USA | 6837 |
| 2, Sabine Braun         | GER | 6797 |
| 3, Svetlana Buraga      | BLR | 6635 |
| 4, Svetla Dimitrova     | BUL | 6508 |
| 5, Urszula Włodarczyk   | POL | 6394 |
| 6, Kym Carter           | USA | 6357 |
| 7, Jane Flemming        | AUS | 6343 |
| 8, Birgit Clarius       | GER | 6341 |

9, Taisiya Dobrovitskaya BLR 6290; 10, Tatyana Zhuravlyova RUS 6215; 11, Rita Ináncsi HUN 6188; 12, Petra Vaideanu ROU 6105; 13, Tina Rättyä FIN 6067; 14,



Nathalie Teppe FRA 6037; 15, Helle Aro FIN 5902; 16, Marcela Podracka SVK 5902; 17, DeDe Nathan USA 5785; 18, Yurka Khristova BUL 5726; 19, Beatrice Mau GER 5369; 20, Ma Chun-Ping TPE 5246; 21, Marina Damceska MKD 5239; 22, Giuliana Spada ITA 5214; 23, Barbara Erni SUI 5067; 24, Elizabeth Arteaga BOL 4186; Larisa Nikitina RUS DNF (5624); Tatyana Blokhina RUS DNF (4710); Eunice Barber SLE DNF (4404); Catherine Bond-Mills CAN DNF (3516); Veronique Boyer PYF DNF (2948); Manuela Marxer LIE DNF (2653); Anzhela Atroshchenko BLR DNF (2602); Ghada Shouaa SYR DNF (2461); Maria Kamrowska POL DNF (1074); Clova Court GBR DNF (1030)

Though not nearly as dominant as in her previous Olympic or World triumphs, Joyner-Kersey claimed her fourth individual world championship gold, the most ever by a woman.

The American had a good start in the hurdles but lost ground by high jumping only 1.81. Her rival, defending champion Braun, won the event at 1.90 and went into the lead. The German went further ahead after the shot. Joyner-Kersey then ran a strong 200m to take a narrow lead from Buraga and Braun after the first day.

Despite asthma attacks, the world record holder kept her momentum next morning with a 7.04 long jump. Braun managed 6.54 then was controversially given a red flag for a jump of a similar distance. A video replay of the jump appeared to show the German's foot plant safely behind the plasticine.

A fine javelin throw by the German left her with a seven-point advantage at the start of the 800m. This represented about half a second. In an exciting race, Braun managed to stay near to Joyner-Kersey until the last 300m, when the American sprinted clear.

"It was her greatest victory ever," commented Joyner-Kersey's husband and coach Bobby. "To come out of that tunnel, seven points behind, and win was one of the greatest moments of her career."

#### Individual marks:

|               | 100h  | HJ   | SP    | 200   | LJ   | JT    | 800     |
|---------------|-------|------|-------|-------|------|-------|---------|
| Joyner-Kersey | 12.89 | 1.81 | 14.38 | 23.19 | 7.04 | 43.76 | 2:14.49 |
| Braun         | 13.25 | 1.90 | 14.62 | 24.12 | 6.54 | 53.44 | 2:17.82 |
| Buraga        | 12.95 | 1.84 | 14.55 | 23.69 | 6.58 | 41.04 | 2:13.65 |
| Dimitrova     | 12.85 | 1.60 | 15.46 | 23.10 | 6.32 | 47.02 | 2:13.60 |
| Włodarczyk    | 13.41 | 1.81 | 14.00 | 24.14 | 6.52 | 42.64 | 2:18.28 |
| Carter        | 13.62 | 1.84 | 15.41 | 24.23 | 6.08 | 36.84 | 2:09.82 |
| Flemming      | 13.08 | 1.75 | 14.03 | 23.49 | 6.21 | 42.12 | 2:16.93 |
| Clarius       | 13.74 | 1.81 | 15.46 | 25.14 | 5.64 | 50.14 | 2:10.00 |
| Dobrovitskaya | 13.47 | 1.81 | 12.96 | 23.85 | 6.08 | 43.52 | 2:13.42 |
| Zhuravlyova   | 14.21 | 1.81 | 13.80 | 24.64 | 6.43 | 38.74 | 2:11.27 |
| Ináncsi       | 13.88 | 1.78 | 14.32 | 24.86 | 6.26 | 46.30 | 2:21.26 |
| Vaideanu      | 14.09 | 1.81 | 14.40 | 25.76 | 5.92 | 44.84 | 2:12.77 |
| Rattya        | 13.84 | 1.72 | 12.84 | 24.61 | 6.06 | 43.96 | 2:11.96 |
| Teppe         | 13.83 | 1.75 | 13.50 | 25.87 | 5.81 | 53.92 | 2:20.24 |
| Aro           | 13.89 | 1.66 | 12.77 | 25.78 | 6.02 | 48.80 | 2:15.89 |
| Podracká      | 14.48 | 1.78 | 12.57 | 25.52 | 5.92 | 48.50 | 2:18.65 |
| Nathan        | 13.93 | 1.66 | 13.75 | 24.78 | 6.10 | 42.72 | 2:28.88 |
| Khristova     | 14.19 | 1.75 | 12.19 | 25.49 | 5.94 | 38.84 | 2:16.93 |
| Mau           | 13.73 | 1.78 | 12.95 | 24.80 | NM   | 48.86 | 2:12.91 |
| Ma            | 14.53 | 1.72 | 11.82 | 25.75 | 5.69 | 38.10 | 2:37.06 |
| Damceska      | 14.65 | 1.57 | 10.85 | 25.88 | 5.69 | 38.34 | 2:16.94 |
| Spada         | 14.01 | 1.69 | 12.77 | 25.41 | 3.70 | 43.26 | 2:17.25 |
| Erni          | 14.27 | NH   | 12.73 | 24.81 | 6.00 | 44.26 | 2:13.53 |
| Arteaga       | 17.24 | 1.42 | 09.52 | 25.95 | 4.55 | 32.56 | 2:20.53 |
| Nikitina      | 13.73 | 1.84 | 15.38 | 24.52 | 6.36 | 46.82 | DNS     |
| Blokhina      | 13.63 | 1.84 | 14.24 | 24.03 | 6.04 | NM    | DNS     |
| Barber        | 14.58 | 1.51 | 10.92 | 25.96 | 5.67 | 43.44 | DNS     |
| Bond-Mills    | 13.98 | 1.78 | 12.22 | 24.79 | NM   | DNS   | DNS     |
| Boyer         | 14.65 | 1.60 | 11.57 | 27.25 | DNS  |       |         |
| Marxer        | 13.73 | NH   | 12.71 | 24.56 | DNS  |       |         |
| Atroshchenko  | 14.21 | 1.78 | 12.59 | DNS   |      |       |         |
| Shouaa        | 14.69 | 1.69 | 13.13 | DNS   |      |       |         |
| Kamrowska     | 13.34 | DNS  |       |       |      |       |         |
| Court         | 13.64 | NH   | DNS   |       |      |       |         |

### Gothenburg 1995

(Aug 9/10)

|    |                    |     |      |
|----|--------------------|-----|------|
| 1, | Ghada Shouaa       | SYR | 6651 |
| 2, | Svetlana Moskalets | RUS | 6575 |
| 3, | Rita Ináncsi       | HUN | 6522 |
| 4, | Eunice Barber      | SLE | 6340 |
| 5, | Kym Carter         | USA | 6329 |
| 6, | Regla Cárdenas     | CUB | 6306 |
| 7, | Denise Lewis       | GBR | 6299 |
| 8, | DeDee Nathan       | USA | 6258 |

9, Urszula Włodarczyk POL 6248; 10, Kelly Blair USA 6229; 11, Nathalie Teppe FRA 6213; 12, Sharon Jaklofsky NED 6148; 13, Tiia Hautala FIN 6135; 14, Jane Jamieson AUS 6133; 15, Irina Tyukhay RUS 6112; 16, Tina Rättä FIN 6095; 17, Remigija Nazarovienė LTU 6026; 18, Yelena Lebedyenko RUS 5920; 19, Anzhela Atroshchenko BLR 5915; 20, Karin Periginelli ITA 5613; Peggy Beer GER DNF (3865); Catherine Bond-Mills CAN DNF (3598); Manuela Marxer LIE DNF (3592); Svetlana Kazanina KAZ DNF (3614); Heike Drechsler GER DNF (2711); Dagmar Urbanková CZE DNF (2341); Sabine Braun GER DNF (2041); Magalys García CUB DNF (1877); Ma Chun-Ping TPE DNF (1678); Joanne Henry NZL DNF (1637)

The build-up to this event centred around a fascinating clash between defending champion Jackie Joyner-Kersey and Heike Drechsler, who had the world's highest heptathlon score in 1994. Neither finished the event. JJK withdrew after her moderate showing in the long jump final and Drechsler pulled out after the shot put because of a worsening spike wound she sustained in the high jump.

That event also saw the end of the bid of the 1991 champion Braun, who injured her hand when it hit an upright while she was jumping.

The high jump, by contrast, was a good event for Shouaa, who set a national record of 1.86 and improved from 24th to 5th place as a result. The Syrian, who led the 1995 world rankings after winning at the important Götzis meeting, improved further to second place overnight, 91 points behind Moskalets.

The Russian fought back with a brilliant showing in the the following day's long jump. After a foul and 6.04, she spanned 6.70 to increase her lead. The javelin, however, changed everything because the Syrian threw almost 14m further than Moskalets and so gained a lead of 48 points. Moskalets tried to cancel this advantage in their 800m heat, but Shouaa covered her break and strode past to win the race.

This was Syria's first world medal. The country's previous best showing in these championships was 24th by Shouaa herself in the 1991 heptathlon; she failed to finish in 1993.

#### Individual marks:

|              | 100h  | HJ   | SP    | 200   | LJ   | JT    | 800     |
|--------------|-------|------|-------|-------|------|-------|---------|
| Shouaa       | 14.11 | 1.86 | 15.16 | 24.21 | 6.30 | 54.92 | 2:14.33 |
| Moskalets    | 13.48 | 1.89 | 13.60 | 23.51 | 6.70 | 41.08 | 2:16.32 |
| Ináncsi      | 13.61 | 1.83 | 14.73 | 24.38 | 6.53 | 46.66 | 2:16.56 |
| Barber       | 13.60 | 1.80 | 11.43 | 24.66 | 6.50 | 52.44 | 2:16.54 |
| Carter       | 13.88 | 1.80 | 15.45 | 24.03 | 6.13 | 38.54 | 2:10.48 |
| Cárdenas     | 13.83 | 1.80 | 13.97 | 23.77 | 6.46 | 41.72 | 2:19.09 |
| Lewis        | 13.52 | 1.74 | 13.24 | 24.97 | 6.57 | 49.70 | 2:19.35 |
| Nathan       | 13.89 | 1.80 | 13.83 | 24.30 | 6.27 | 46.22 | 2:19.54 |
| Włodarczyk   | 13.74 | 1.86 | 13.79 | 24.02 | 6.37 | 37.76 | 2:19.46 |
| Blair        | 13.74 | 1.74 | 11.91 | 24.22 | 6.41 | 50.26 | 2:17.84 |
| Teppe        | 14.03 | 1.77 | 13.89 | 25.76 | 6.04 | 56.04 | 2:17.79 |
| Jaklofsky    | 13.56 | 1.77 | 12.94 | 24.88 | 6.53 | 41.30 | 2:19.06 |
| Hautala      | 13.98 | 1.80 | 12.78 | 24.75 | 6.02 | 47.20 | 2:15.14 |
| Jamieson     | 14.43 | 1.86 | 12.75 | 24.86 | 6.18 | 45.04 | 2:15.84 |
| Tyukhay      | 13.58 | 1.80 | 14.36 | 24.53 | 6.42 | 40.42 | 2:30.13 |
| Rättä        | 14.05 | 1.71 | 13.51 | 24.98 | 6.10 | 47.52 | 2:13.41 |
| Nazarovienė  | 13.98 | 1.74 | 13.42 | 24.81 | 6.04 | 45.38 | 2:18.08 |
| Lebedyenko   | 13.93 | 1.68 | 13.24 | 24.72 | 6.42 | 40.00 | 2:21.90 |
| Atroshchenko | 14.01 | 1.77 | 12.99 | 24.20 | 6.12 | 39.20 | 2:24.06 |
| Periginelli  | 14.49 | 1.71 | 11.46 | 24.93 | 5.56 | 41.16 | 2:13.74 |
| Beer         | 13.88 | 1.74 | 13.24 | 24.88 | 4.08 | DNS   |         |
| Bond-Mills   | 13.92 | 1.80 | 13.16 | 24.94 | NM   | DNS   |         |
| Marxer       | 13.83 | 1.74 | 13.23 | 24.40 | NM   | DNS   |         |
| Kazanina     | 15.97 | 1.71 | 12.56 | 25.06 | NM   | DNS   |         |
| Drechsler    | 13.86 | 1.80 | 13.12 | DNS   |      |       |         |
| Urbanková    | 14.36 | 1.65 | 11.35 | DNS   |      |       |         |
| Braun        | 13.41 | 1.80 | DNS   |       |      |       |         |
| García       | 13.52 | 1.68 | NM    | DNS   |      |       |         |
| Ma           | 14.95 | 1.68 | DNS   |       |      |       |         |
| Henry        | 14.73 | 1.62 | DNS   |       |      |       |         |

### Athens 1997

(Aug 3/4)

|    |                      |     |      |
|----|----------------------|-----|------|
| 1, | Sabine Braun         | GER | 6739 |
| 2, | Denise Lewis         | GBR | 6654 |
| 3, | Remigija Nazarovienė | LTU | 6566 |
| 4, | Urszula Włodarczyk   | POL | 6542 |
| 5, | Natalya Sazanovich   | BLR | 6428 |
| 6, | Mona Steigauf        | GER | 6406 |
| 7, | DeDee Nathan         | USA | 6298 |
| 8, | Irina Vostrikova     | RUS | 6277 |

9, Peggy Beer GER 6259; 10, Kelly Blair USA 6253; 11, Nathalie Tepe FRA 6242; 12, Marie Collonvillé FRA 6179; 13, Tatyana Gordeyeva RUS 6084; 14, Tiia Hautala FIN 6026; 15, Joanne Henry NZL 6011; 16, Inma Clopes ESP 5631; Svetlana Moskalets RUS DNF (5354); Ma Chun-Ping TPE DNF (4128); Eunice Barber SLE DNF (3575); Svetlana Kazanina KAZ DNF (3373); Kym Carter USA DNF (2743); Athina Papatotiriou GRE DNF (1711)

With the incomparable JJK confining herself to the long jump and Shouaa unable to defend because of a severe back injury, the 1991 champion Braun – contesting her 50th heptathlon – seized the opportunity of one last major title at the age of 32. The woman destined to succeed her as European champion, Lewis, was held at bay throughout. Braun opened with a snappy 13.16 to win the hurdles and followed up with a season's best high jump, a personal best shot put and a moderate 200m to lead overnight with 4009 to 3938 by Sazanovich, 3919 by Nazarovienė and 3888 by Lewis.

Lewis moved into second place after the long jump and made further inroads in the javelin, the six-event scores being 5879 for Braun and 5797 for Lewis. The Briton would have had to finish some six seconds clear of Braun in the 800m to snatch the title, which was not a realistic target. In fact Braun overtook her in the last few strides to win by 85 points with 6739. Nazarovienė maintained third place throughout the second day.

#### Individual marks:

|              | 100h  | HJ   | SP    | 200   | LJ   | JT    | 800     |
|--------------|-------|------|-------|-------|------|-------|---------|
| Braun        | 13.16 | 1.90 | 15.08 | 24.46 | 6.42 | 51.48 | 2:17.32 |
| Lewis        | 13.43 | 1.84 | 14.55 | 24.13 | 6.47 | 52.70 | 2:17.54 |
| Nazarovienė  | 13.32 | 1.81 | 15.41 | 24.19 | 6.34 | 43.46 | 2:10.51 |
| Włodarczyk   | 13.55 | 1.81 | 14.16 | 24.48 | 6.63 | 44.18 | 2:09.59 |
| Sazanovich   | 13.45 | 1.84 | 15.03 | 23.92 | 6.24 | 43.70 | 2:19.67 |
| Steigauf     | 13.29 | 1.78 | 13.55 | 24.22 | 6.42 | 43.92 | 2:12.82 |
| Nathan       | 13.55 | 1.81 | 14.03 | 24.58 | 6.26 | 44.54 | 2:17.54 |
| Vostrikova   | 13.78 | 1.84 | 15.39 | 25.81 | 6.11 | 47.74 | 2:18.95 |
| Beer         | 13.32 | 1.78 | 12.69 | 24.28 | 6.21 | 41.06 | 2:10.00 |
| Blair        | 13.71 | 1.75 | 12.91 | 24.34 | 6.09 | 49.94 | 2:13.66 |
| Tepe         | 13.87 | 1.81 | 13.23 | 25.87 | 6.14 | 52.82 | 2:14.91 |
| Collonvillé  | 13.70 | 1.84 | 12.04 | 25.04 | 6.10 | 44.40 | 2:11.00 |
| Gordeyeva    | 14.53 | 1.90 | 12.48 | 25.14 | 5.82 | 45.66 | 2:12.01 |
| Hautala      | 13.70 | 1.78 | 12.88 | 25.17 | 6.03 | 41.50 | 2:13.98 |
| Henry        | 14.11 | 1.72 | 13.89 | 25.24 | 6.17 | 42.48 | 2:14.46 |
| Clopes       | 14.30 | 1.75 | 13.46 | 25.84 | 5.71 | 40.30 | 2:23.62 |
| Moskalets    | 13.64 | 1.81 | 13.50 | 24.21 | 6.50 | 36.80 | DNS     |
| Ma           | 14.35 | 1.78 | 12.37 | 25.82 | 5.66 | DNS   | DNS     |
| Barber       | 13.53 | 1.81 | 11.60 | 24.82 | DNS  | DNS   | DNS     |
| Kazanina     | 14.63 | 1.81 | 12.18 | 25.76 | DNS  | DNS   | DNS     |
| Carter       | 13.79 | 1.75 | 14.37 | DNF   | DNS  | DNS   | DNS     |
| Papatotiriou | 14.53 | 1.66 | DNS   | DNS   | DNS  | DNS   | DNS     |

### Seville 1999

#### (Aug 21/22)

|                         |     |      |
|-------------------------|-----|------|
| 1, Eunice Barber        | FRA | 6861 |
| 2, Denise Lewis         | GBR | 6724 |
| 3, Ghada Shouaa         | SYR | 6500 |
| 4, Sabine Braun         | GER | 6497 |
| 5, Tiia Hautala         | FIN | 6369 |
| 6, Karin Ertl           | GER | 6317 |
| 7, Urszula Włodarczyk   | POL | 6287 |
| 8, Remigija Nazarovienė | LTU | 6262 |

9, Marie Collonvillé FRA 6188; 10, Natalya Roshchupkina RUS 6175; 11, Shelia Burrell USA 6162; 12, Magalys García CUB 6159; 13, Irina Vostrikova RUS 6153; 14, Gertrud Bacher ITA 6055; 15, Svetlana Kazanina KAZ 5993; 16, Kateřina Nekolná CZE 5787; 17, Nicole Haynes USA 5787; 18, Catherine Bond-Mills CAN 5730; Tiffany Lott-Hogan USA DNF (4003); Irina Belova RUS DNF (3769); Rita Ináncsi HUN DNF (3546); Jane Jamieson AUS DNF (2557)

It was a shock to some that immediately after setting a French long jump record of 7.01 the former Sierra Leone athlete Barber (who had achieved six personal bests to place fourth in the 1995 World Championships heptathlon) opted to concentrate on the all-round test in Seville, but clearly she knew what she was doing. Except for the shot, she had no weaknesses and her first two events produced sensational personal bests: 12.89 hurdles into a slight wind and a 6cm improvement in the high jump to 1.93. She opened up a 185-point lead over Lewis who had a disastrous hurdles but recovered well with her highest ever jump of 1.87. However, the shot brought a dramatic turn-

about for while Barber managed only 12.37 Lewis set a lifetime best of 16.12 to give her a 65-point margin. Barber, much faster over 200m, ended the day just one point clear, 3994-3993, with defending champion Braun on 3845 and Shouaa – contesting her first heptathlon since winning the 1996 Olympic title – on 3808.

Barber naturally piled up the points in the long jump (6.86) while Lewis was in big trouble until a final effort of 6.64. At first the jump was ruled a foul, but an appeal was eventually successful and Lewis was only 73 points behind. A good javelin throw would have regained the lead for Lewis but she managed only 47.44 to Barber's 49.88 and the lead increased to 120 points. Following the 800m Barber ended up 137 clear with a French record of 6861 and 7th place on the world all-time list. Lewis missed her Commonwealth record of 6736 by just 12 points. Far behind, Shouaa snatched the bronze from Braun by a 3-point margin.

#### Individual marks:

|              | 100h    | HJ   | SP    | 200   | LJ   | JT    | 800     |
|--------------|---------|------|-------|-------|------|-------|---------|
| Barber       | 12.89   | 1.93 | 12.37 | 23.57 | 6.86 | 49.88 | 2:15.65 |
| Lewis        | 13.61   | 1.87 | 16.12 | 24.26 | 6.64 | 47.44 | 2:16.87 |
| Shouaa       | 14.21   | 1.81 | 15.76 | 24.26 | 6.04 | 54.82 | 2:16.20 |
| Braun        | 13.39   | 1.81 | 14.67 | 24.33 | 6.17 | 51.59 | 2:17.43 |
| Hautala      | 13.52   | 1.84 | 13.77 | 24.87 | 6.25 | 47.61 | 2:16.31 |
| Ertl         | 13.83   | 1.84 | 13.28 | 24.12 | 6.25 | 45.07 | 2:16.08 |
| Włodarczyk   | 13.71   | 1.81 | 14.55 | 24.20 | 6.08 | 43.27 | 2:15.95 |
| Nazarovienė  | 13.88   | 1.75 | 14.58 | 24.51 | 6.19 | 43.40 | 2:11.35 |
| Collonvillé  | 13.70   | 1.87 | 12.19 | 24.79 | 5.97 | 43.23 | 2:10.90 |
| Roshchupkina | 14.01   | 1.81 | 13.83 | 23.89 | 5.96 | 40.75 | 2:13.52 |
| Burrell      | 13.28   | 1.66 | 13.00 | 23.52 | 5.86 | 45.35 | 2:11.52 |
| García       | 13.79   | 1.72 | 14.09 | 23.98 | 5.73 | 49.82 | 2:17.04 |
| Vostrikova   | 13.76   | 1.75 | 15.42 | 25.71 | 6.09 | 48.12 | 2:20.94 |
| Bacher       | 14.02   | 1.72 | 12.95 | 24.70 | 5.87 | 44.71 | 2:08.09 |
| Kazanina     | 14.25   | 1.75 | 12.77 | 24.80 | 5.85 | 45.01 | 2:11.07 |
| Nekolná      | 14.15   | 1.63 | 13.04 | 25.00 | 5.73 | 46.59 | 2:15.90 |
| Haynes       | 14.48   | 1.75 | 14.80 | 25.25 | 5.67 | 37.72 | 2:16.44 |
| Bond-Mills   | 13.99   | 1.69 | 13.56 | 25.19 | 5.61 | 37.28 | 2:12.57 |
| Lott-Hogan   | DQ/fell | 1.69 | 12.74 | 25.08 | 5.72 | 47.23 | DNS     |
| Belova       | 13.45   | 1.78 | 13.30 | 23.69 | NM   | DNS   | DNS     |
| Ináncsi      | 14.28   | 1.78 | 14.16 | 25.42 | NM   | DNS   | DNS     |
| Jamieson     | 14.34   | 1.72 | 13.30 | DNS   | DNS  | DNS   | DNS     |

### Edmonton 2001

#### (Aug 4/5)

|                         |     |      |
|-------------------------|-----|------|
| 1, Yelena Prokhorova    | RUS | 6694 |
| 2, Natalya Sazanovich   | BLR | 6539 |
| 3, Shelia Burrell       | USA | 6472 |
| 4, Natalya Roshchupkina | RUS | 6294 |
| 5, Karin Ertl           | GER | 6283 |
| 6, Austra Skujytė       | LTU | 6112 |
| 7, DeDee Nathan         | USA | 6073 |
| 8, Irina Belova         | RUS | 6061 |

9, Gertrud Bacher ITA 6010; 10, Tiia Hautala FIN 6002; 11, Marie Collonvillé FRA 5887; 12, Nicole Haynes CAN 5786; 13, Margaret Simpson GHA 5748; 14, Tia Hellebaut BEL 5680; 15, Pramila Ganapathy IND 5492; Eunice Barber FRA & Svetlana Kazanina KAZ DNF; Denise Lewis GBR DNS

Heptathlon fans endured some disappointment in Edmonton, first with the scratching of Olympic Champion Denise Lewis then with the failure to finish of reigning World Champion Eunice Barber. Lewis withdrew on the eve of the event with a stomach disorder. Barber had a dream start to the contest with a 12.78 hurdles, one of the quickest heptathlon times ever. She followed up with a good 1.88 high jump and then, disaster. The Frenchwoman, now coached by Bobby Kersee, fouled three times in the shot put. Her final attempt went close to the 14m line, but she overbalanced and touched the ground in front of the ring with her hand.

The event then developed into a duel between Sazanovich and Prokhorova, who had improved her high jump best by 5cm. Sazanovich's 15.90 shot made her the post-Barber leader. The wind gauge malfunction on August 4 meant that none of heptathlon scores could count as records because there was no wind reading on the 200m races. However, Burrell's 22.92 moved her up from 10th to fourth on the first day behind Sazanovich, Prokhorova and Roshchupkina.

Prokhorova closed on the leader with a 6.61 long jump, and Burrell moved into third place with her personal best of 6.45. In the javelin

Sazanovich threw a personal best of 46.72, but all her advantage vanished when Prokhorova produced successive pbs of 47.12, 50.57 and 50.73. As the Russian was a strong 800m runner and Sazanovich was not, Prokhorova could afford to stroll around the 800m in 2:11.53 to guarantee the gold. For the bronze, Burrell needed to stay near to Roshchupkina. She finished ahead of the Russian and so the medal order was clear before the final scores were confirmed.

**Individual marks:**

|              | 100h  | HJ   | SP    | 200    | LJ   | JT    | 800     |
|--------------|-------|------|-------|--------|------|-------|---------|
| Prokhorova   | 13.77 | 1.88 | 13.15 | 23.73w | 6.61 | 50.73 | 2:11.53 |
| Sazanovich   | 13.29 | 1.76 | 15.90 | 23.87w | 6.50 | 46.72 | 2:20.87 |
| Burrell      | 13.05 | 1.67 | 12.87 | 22.92w | 6.45 | 48.74 | 2:14.24 |
| Roshchupkina | 14.12 | 1.79 | 14.74 | 23.41w | 6.02 | 44.04 | 2:15.56 |
| Ertl         | 13.56 | 1.82 | 13.83 | 24.91w | 6.28 | 45.89 | 2:18.54 |
| Skujytė      | 14.37 | 1.79 | 16.06 | 25.52w | 6.00 | 46.04 | 2:20.78 |
| Nathan       | 13.68 | 1.70 | 14.68 | 25.16w | 6.04 | 46.12 | 2:19.05 |
| Belova       | 13.86 | 1.73 | 14.12 | 24.66w | 5.86 | 38.73 | 2:07.44 |
| Bacher       | 13.94 | 1.70 | 14.03 | 25.10w | 5.69 | 45.38 | 2:09.85 |
| Hautala      | 13.79 | 1.79 | 13.32 | 25.52w | 5.94 | 45.40 | 2:18.98 |
| Collonvillė  | 13.87 | 1.79 | 11.89 | 25.59w | 5.93 | 41.61 | 2:13.70 |
| Haynes       | 14.48 | 1.73 | 14.94 | 26.41w | 5.87 | 46.37 | 2:24.45 |
| Simpson      | 14.07 | 1.76 | 11.14 | 25.11w | 5.57 | 50.76 | 2:23.54 |
| Hellebaut    | 14.60 | 1.85 | 12.84 | 26.54w | 5.65 | 44.37 | 2:23.20 |
| Ganapathy    | 14.41 | 1.73 | 11.43 | 25.04w | 5.92 | 34.60 | 2:22.89 |
| Barber       | 12.78 | 1.88 | NM    |        |      |       |         |
| Kazanina     | 15.02 | 1.76 | NM    | 25.69w | 5.73 | DNS   |         |
| Lewis        | DNS   |      |       |        |      |       |         |

**Paris 2003****(Aug 23/24)**

|    |                      |     |      |
|----|----------------------|-----|------|
| 1, | Carolina Klūft       | SWE | 7001 |
| 2, | Eunice Barber        | FRA | 6755 |
| 3, | Natalya Sazanovich   | BLR | 6524 |
| 4, | Yelena Prokhorova    | RUS | 6452 |
| 5, | Denise Lewis         | GBR | 6254 |
| 6, | Gertrud Bacher       | ITA | 6166 |
| 7, | Larisa Netšeporuk    | EST | 6154 |
| 8, | Sonja Kesselschläger | GER | 6134 |

9, Aryiró Stratáki GRE 6077; 10, Austra Skujytė LTU 6077; 11, Svetlana Kazanina KAZ 6047; 12, Irina Butor BLR 6035; 13, Natalya Roshchupkina RUS 6034; 14, Julie Hollman GBR 6018; 15, Irina Naumenko KAZ 5971; 16, Yelena Chernyavskaya RUS 5969; 17, Liga Klavina LAT 5932; 18, Sylvie Dufour SUI 5723; Margaret Simpson GHA DNF (4393); Kim Schiemenz USA DNF (3574); Tia Hellebaut BEL DNF (3414); Svetlana Gnezdilov ISR DNF (2330)

The charismatic Klūft delighted everyone even though she was to deny France a gold medal in Paris. The Frenchwoman won the 100m hurdles from the Swede 13.05 to 13.18. That time was the first of five personal bests by Klūft. The next came with a spectacular high jump of 1.94. The 20 year-old Swede then went very near to 1.95 and was now 19 points ahead of Barber who herself jumped an excellent 1.91.

In the shot Klūft set an outdoor pb (14.19) while Barber did enough to remain in second spot. The event winner was Sazanovich, who moved up from eighth to third. This top three would remain the same for the rest of the contest. For the 200m, Klūft was ideally drawn inside Barber and she smashed her pb with 22.98. She ended the day on 4143, the second best ever first day score. Barber was 204 points adrift.

There was drama in the long jump because while Barber opened with 6.61, Klūft fouled both her first two jumps, each at around 6.80. Another foul and the Swede would put herself out of the contest. Happily for her she spanned 6.68 despite taking off about 20cm behind the foul line. Klūft's javelin of 49.90 was displayed as a personal best but she had actually thrown 50.24 one month earlier. However, she gained further ground on Barber. The Swede needed to run 2:12.21 for 7000 points; she managed 2:12.12 for 7001 and third on the world all-time list. Uniquely, she became the reigning World, World Indoor and World Junior Champion.

**Individual marks:**

|            | 100h  | HJ   | SP    | 200   | LJ   | JT    | 800     |
|------------|-------|------|-------|-------|------|-------|---------|
| Klūft      | 13.18 | 1.94 | 14.19 | 22.98 | 6.68 | 49.90 | 2:12.12 |
| Barber     | 13.05 | 1.91 | 12.97 | 23.92 | 6.61 | 49.60 | 2:13.68 |
| Sazanovich | 13.67 | 1.76 | 16.81 | 24.25 | 6.47 | 44.93 | 2:16.53 |
| Prokhorova | 13.87 | 1.82 | 13.36 | 23.99 | 6.46 | 43.60 | 2:08.31 |
| Lewis      | 13.37 | 1.64 | 15.25 | 24.55 | 6.19 | 49.88 | 2:19.58 |
| Bacher     | 14.01 | 1.76 | 13.32 | 24.91 | 5.99 | 47.11 | 2:09.83 |

|                | 100h  | HJ   | SP    | 200   | LJ   | JT    | 800     |
|----------------|-------|------|-------|-------|------|-------|---------|
| Netšeporuk     | 13.91 | 1.76 | 13.97 | 24.96 | 6.05 | 50.05 | 2:19.76 |
| Kesselschläger | 13.34 | 1.76 | 13.77 | 24.94 | 6.17 | 41.57 | 2:17.19 |
| Stratáki       | 13.93 | 1.79 | 13.34 | 24.69 | 6.03 | 44.27 | 2:18.06 |
| Skujytė        | 14.44 | 1.76 | 16.35 | 25.76 | 5.86 | 47.57 | 2:18.64 |
| Kazanina       | 14.44 | 1.73 | 13.23 | 25.06 | 5.91 | 50.17 | 2:12.42 |
| Butor          | 13.92 | 1.79 | 12.51 | 24.67 | 5.86 | 46.43 | 2:16.72 |
| Roshchupkina   | 14.32 | 1.70 | 14.53 | 24.21 | 5.85 | 43.22 | 2:12.95 |
| Hollman        | 14.10 | 1.85 | 12.05 | 24.72 | 6.06 | 41.01 | 2:15.83 |
| Naumenko       | 14.20 | 1.79 | 12.88 | 24.98 | 6.00 | 42.15 | 2:15.36 |
| Chernyavskaya  | 13.85 | 1.76 | 12.76 | 25.03 | 5.99 | 37.83 | 2:09.38 |
| Klavina        | 13.92 | 1.76 | 14.24 | 24.37 | 6.07 | 41.17 | 2:29.60 |
| Dufour         | 14.06 | 1.67 | 13.34 | 25.24 | 5.62 | 39.83 | 2:12.77 |
| Simpson        | 13.68 | 1.76 | 12.62 | 24.84 | 5.96 | DNS   |         |
| Schiemenz      | 13.96 | 1.79 | 12.93 | 24.85 | DNS  |       |         |
| Hellebaut      | 14.24 | 1.85 | 11.66 | 26.09 | DNS  |       |         |
| Gnezdilov      | 13.62 | 1.55 | 11.36 | DNS   |      |       |         |

**Helsinki 2005****Final Standings (Aug 6/7)**

|    |                   |     |      |
|----|-------------------|-----|------|
| 1, | Carolina Klūft    | SWE | 6887 |
| 2, | Eunice Barber     | FRA | 6824 |
| 3, | Margaret Simpson  | GHA | 6375 |
| 4, | Austra Skujytė    | LTU | 6360 |
| 5, | Kelly Sotherton   | GBR | 6325 |
| 6, | Marie Collonvillė | FRA | 6248 |
| 7, | Naide Gomes       | POR | 6189 |
| 8, | Karin Ruckstuhl   | NED | 6174 |

9, Nataliya Dobrynska UKR 6144; 10, Sonja Kesselschläger GER 6113; 11, Jessica Zelinka CAN 6097; 12, Hyleas Fountain USA 6055; 13, Lilli Schwarzkopf GER 5993; 14, Irina Naumenko KAZ 5991; 15, Kylie Wheeler AUS 5919; 16, GiGi Miller USA 5911; 17, Aryiró Stratáki GRE 5884; 18, Simone Oberer SUI 5882; 19, Magdalena Szczępańska POL 5880; 20, Yuki Nakata JPN 5735; Karin Ertl GER DNF (4285); Janice Josephs RSA DNF (4197); Juana Castillo DOM DNF (3232); Yuliya Akulenko UKR DNF (3335); Laurien Hoos NED DNF (1881); Tatyana Alisevich BLR DNF (909)

Olympic and World Champion Klūft was suffering an ankle injury, while her principle rival Barber was, for once, injury-free. Barber took an expected lead in the opening event, scoring 1133 with her 12.94 into a slight wind (-0.4) while Klūft ran 13.19 (1096). Barber, an excellent high jumper, cleared 1.91, while Klūft, a 1.94 jumper, was restricted to 1.82.

The Swede reacted by throwing a lifetime best in the shot with 15.02, while Barber managed 13.20, which reduced the deficit from 153 points to 32. Skujytė, the biggest competitor (1.88/75Kg), led the shot with an excellent 16.61. Curiously Barber and Klūft were seeded in separate races in the 200m, with Barber running 24.01 (-1.0) while Klūft had to deal with a 2.5 headwind when clocking 23.70. Barber now led by two points with 3973, with Sotherton in third after a good 23.94 in the 200m. In the long jump Barber leapt an excellent 6.75, but Klūft reached 6.87. Barber fought back in the javelin, overtaking Klūft's 47.20 with her last throw of 48.24 to leave the margin at just 18 points. Simpson, the smallest competitor at 1.62/53Kg threw a stunning Ghanaian record of 56.36 to move from 10th to third.

Barber led Klūft in the 800m until the last 100m, when the Swede got free to edge her 2:08.89 to 2:11.94 and by 63 points in total, with Simpson holding off Skujytė and Sotherton for third. A French protest at Klūft's first round long jump, which certainly looked to be over the board, was denied, but Klūft's second best jump of 6.75, worth 40 points less, would still have got her home the winner. Barber in her seventh world heptathlon appearance won her third medal, with the top two repeating the same positions from Paris and Klūft producing a championship best day two score of 2916.

**Individual marks:**

|             | 100h  | HJ   | SP    | 200   | LJ   | JT    | 800     |
|-------------|-------|------|-------|-------|------|-------|---------|
| Klūft       | 13.19 | 1.82 | 15.02 | 23.70 | 6.87 | 47.20 | 2:08.89 |
| Barber      | 12.94 | 1.91 | 13.20 | 24.01 | 6.75 | 48.24 | 2:11.94 |
| Simpson     | 13.55 | 1.79 | 13.33 | 24.94 | 6.09 | 56.36 | 2:17.02 |
| Skujytė     | 14.22 | 1.82 | 16.61 | 25.31 | 6.12 | 48.82 | 2:17.48 |
| Sotherton   | 13.33 | 1.82 | 13.38 | 23.94 | 6.41 | 33.09 | 2:07.96 |
| Collonvillė | 13.73 | 1.85 | 12.36 | 25.44 | 6.30 | 45.65 | 2:11.74 |
| Gomes       | 13.88 | 1.79 | 14.00 | 25.18 | 6.47 | 41.36 | 2:16.31 |
| Ruckstuhl   | 13.48 | 1.79 | 13.19 | 24.66 | 6.52 | 36.84 | 2:16.17 |



|                | 100h  | HJ   | SP    | 200   | LJ    | JT    | 800     |
|----------------|-------|------|-------|-------|-------|-------|---------|
| Dobrynska      | 14.02 | 1.85 | 15.20 | 25.90 | 5.98  | 44.51 | 2:18.05 |
| Kesselschläger | 13.98 | 1.79 | 14.04 | 25.81 | 6.16  | 45.93 | 2:16.23 |
| Zelinka        | 13.52 | 1.70 | 13.64 | 24.13 | 5.82  | 42.42 | 2:11.15 |
| Fountain       | 13.60 | 1.79 | 11.95 | 24.60 | 6.50  | 40.70 | 2:22.98 |
| Schwarzkopf    | 13.95 | 1.76 | 12.99 | 25.68 | 5.87  | 46.19 | 2:12.24 |
| Naumenko       | 14.07 | 1.76 | 13.74 | 25.24 | 6.15  | 39.30 | 2:14.27 |
| Wheeler        | 14.32 | 1.76 | 12.96 | 25.12 | 6.18  | 37.53 | 2:12.33 |
| Johnson        | 13.45 | 1.70 | 12.51 | 24.19 | 5.92  | 38.14 | 2:15.69 |
| Stratáki       | 13.96 | 1.73 | 13.05 | 25.56 | 5.93w | 44.10 | 2:16.77 |
| Oberer         | 13.77 | 1.82 | 11.96 | 25.52 | 5.99  | 37.39 | 2:14.02 |
| Szczepańska    | 14.22 | 1.73 | 14.04 | 25.96 | 5.70w | 46.96 | 2:15.61 |
| Nakata         | 13.99 | 1.70 | 11.03 | 25.58 | 6.06  | 44.69 | 2:18.52 |
| Ertl           | 13.84 | 1.73 | 13.48 | 25.03 | 5.67  | DNS   |         |
| Josephs        | 13.56 | 1.58 | 12.06 | 24.19 | 5.89  | DNS   |         |
| Castillo       | 14.30 | 1.67 | 13.09 | 26.61 | DNS   |       |         |
| Akulenko       | 14.42 | 1.64 | 13.82 | 25.41 | DNS   |       |         |
| Hoos           | 13.67 | 1.70 | DNS   |       |       |       |         |
| Alisevich      | 14.50 | DNS  |       |       |       |       |         |

## Osaka 2007

## Final Standings (Aug 24/25)

|    |                    |     |      |
|----|--------------------|-----|------|
| 1, | Carolina Klüft     | SWE | 7032 |
| 2, | Lyudmila Blonska   | UKR | 6832 |
| 3, | Kelly Sotherton    | GBR | 6510 |
| 4, | Jessica Ennis      | GBR | 6469 |
| 5, | Lilli Schwarzkopf  | GER | 6439 |
| 6, | Austra Skujytė     | LTU | 6380 |
| 7, | Jennifer Oeser     | GER | 6378 |
| 8, | Nataliya Dobrynska | UKR | 6327 |

9, Marie Collonvillé FRA 6244; 10, Anna Bogdanova RUS 6243; 11, Ida Marcussen NOR 6226; 12, Kylie Wheeler AUS 6184; 13, Sonja Kesselschläger GER 6149; 14, Jolanda Keizer NED 6102; 15, Karolina Tymiriska POL 6092; 16, Yvonne Wisse NED 6056; 17, Aiga Grabuste LAT 6019; 18, Arýiró Stratáki GRE 5999; 19, Olga Kurban RUS 5998; 20, Linda Züblin SUI 5995; 21, Kamila Chudzik POL 5926; 22, Simone Oberer SUI 5922; 23, Yuki Nakata JPN 5869; 24, Irina Naumenko KAZ 5848; 25, Diana Pickler USA 5838; 26, Salla Rinne FIN 5813; 27, Sylvie Dufour SUI 5805; 28, Vasiliki Delinikola GRE 5745; 29, Jessica Samuelsson SWE 5745; 30, Kaie Kand EST 5616; 31, Lucimara da Silva BRA 5601; 32, Gretchen Quintana CUB 4954; Gi-Gi Johnson USA DNF (4477); Karin Ruckstuhl NED DNF (3721); Hyleas Fountain USA DNF (3616); Tatyana Chernova RUS DNF (3566); Antoinette Nana Djimou FRA DNF (3471); Margaret Simpson GHA DNF (1926); Hanna Melnychenko UKR DNF (0)

With 18 consecutive wins in the event, Klüft was a consensus choice with the “experts” to win the world title. Though behind Ennis after the first event, she equalled her best of 13.15, and she set a personal and World Championship heptathlon high jump best of 1.95. Her first day score of 4162 was almost 150 points ahead of Blonska (4014), with Sotherton (3989) just ahead of Ennis (3942).

Klüft reached a fine 6.85 in the long jump, losing 10 points to Blonska’s 6.88, and a 47.98 javelin saw her with more than 6100 points with one event to go. A solid 2:12.58 enabled her to break the European record of 7007, which had stood since 1989, by 25 points. Behind her Blonska was a clear second with 6832, while Sotherton, who needed to beat Skujytė by three seconds to win the bronze, did so by 12 seconds, and held off teammate Ennis by 41 points with 6510. Klüft’s lifetime best gave her an unprecedented third consecutive world title, while still only 24 years old.

## Individual marks:

|                | 100h  | HJ   | SP    | 200   | LJ   | JT    | 800     |
|----------------|-------|------|-------|-------|------|-------|---------|
| Klüft          | 13.15 | 1.95 | 14.81 | 23.38 | 6.85 | 47.98 | 2:12.56 |
| Blonska        | 13.25 | 1.92 | 14.44 | 24.09 | 6.88 | 47.77 | 2:16.68 |
| Sotherton      | 13.21 | 1.86 | 14.14 | 23.40 | 6.68 | 31.90 | 2:11.58 |
| Ennis          | 12.97 | 1.89 | 11.93 | 23.15 | 6.33 | 38.07 | 2:11.39 |
| Schwarzkopf    | 13.54 | 1.83 | 13.00 | 25.08 | 6.17 | 54.44 | 2:12.76 |
| Skujytė        | 14.34 | 1.80 | 17.03 | 25.39 | 6.28 | 52.63 | 2:23.64 |
| Oeser          | 13.51 | 1.83 | 14.21 | 24.41 | 6.25 | 43.10 | 2:13.85 |
| Dobrynska      | 13.89 | 1.77 | 16.31 | 24.91 | 6.12 | 46.22 | 2:16.35 |
| Collonvillé    | 13.63 | 1.83 | 12.12 | 25.01 | 6.67 | 39.32 | 2:12.68 |
| Bogdanova      | 13.71 | 1.83 | 13.33 | 25.00 | 6.46 | 39.91 | 2:13.72 |
| Marcussen      | 14.16 | 1.68 | 13.00 | 24.59 | 6.47 | 51.02 | 2:13.69 |
| Wheeler        | 13.87 | 1.80 | 13.00 | 24.44 | 6.42 | 38.49 | 2:12.81 |
| Kesselschläger | 13.55 | 1.80 | 14.25 | 25.49 | 6.20 | 42.91 | 2:18.81 |
| Keizer         | 13.83 | 1.77 | 14.23 | 24.43 | 5.90 | 43.48 | 2:17.61 |
| Tymiriska      | 14.09 | 1.71 | 13.25 | 24.02 | 6.34 | 35.97 | 2:08.27 |
| Wisse          | 13.55 | 1.80 | 12.54 | 24.40 | 5.98 | 37.73 | 2:12.52 |
| Grabuste       | 13.84 | 1.77 | 13.04 | 24.98 | 6.02 | 45.76 | 2:19.97 |
| Stratáki       | 14.02 | 1.68 | 14.06 | 25.26 | 6.15 | 44.73 | 2:16.06 |

|             | 100h  | HJ   | SP    | 200   | LJ   | JT    | 800     |
|-------------|-------|------|-------|-------|------|-------|---------|
| Kurban      | 13.90 | 1.71 | 13.16 | 24.45 | 6.20 | 40.55 | 2:16.48 |
| Züblin      | 13.63 | 1.65 | 12.43 | 24.75 | 5.98 | 49.85 | 2:16.72 |
| Chudzik     | 14.27 | 1.71 | 13.31 | 25.00 | 5.84 | 52.03 | 2:23.03 |
| Oberer      | 13.62 | 1.80 | 12.20 | 25.66 | 6.04 | 40.60 | 2:16.67 |
| Nakata      | 13.82 | 1.74 | 11.31 | 25.28 | 6.16 | 43.26 | 2:17.61 |
| Naumenko    | 14.22 | 1.74 | 12.90 | 24.99 | 6.21 | 39.53 | 2:20.52 |
| Pickler     | 13.34 | 1.74 | 11.22 | 24.61 | 6.01 | 39.62 | 2:20.63 |
| Rinne       | 13.64 | 1.74 | 14.25 | 25.76 | 5.87 | 48.03 | 2:36.05 |
| Dufour      | 14.10 | 1.74 | 13.65 | 25.45 | 5.70 | 39.75 | 2:14.46 |
| Delinikola  | 13.75 | 1.71 | 13.43 | 24.06 | 5.97 | 42.19 | 2:31.23 |
| Samuelsson  | 14.17 | 1.65 | 13.56 | 24.01 | 5.88 | 37.30 | 2:13.34 |
| Kand        | 14.22 | 1.68 | 12.69 | 25.84 | 5.75 | 38.33 | 2:13.63 |
| da Silva    | 13.75 | 1.74 | 10.36 | 25.14 | 5.96 | 37.87 | 2:22.16 |
| Quintana    | 13.77 | 1.68 | 12.71 | 24.22 | 6.12 | 34.31 | DQ      |
| Johnson     | 13.27 | 1.59 | 13.36 | 23.77 | 6.21 | DNS   |         |
| Fountain    | 13.66 | 1.77 | 12.29 | 24.13 | NM   |       |         |
| Ruckstuhl   | 13.28 | 1.74 | 13.99 | 24.41 | DNS  |       |         |
| Chernova    | 13.71 | 1.80 | 13.49 | 25.88 | DNS  |       |         |
| Djimou      | 13.87 | 1.71 | 13.44 | 25.41 | DNS  |       |         |
| Simpson     | 13.69 | 1.74 | DNS   |       |      |       |         |
| Melnychenko | DNF   |      |       |       |      |       |         |

## Berlin 2009

## Final Standings (Aug 15/16)

|    |                        |     |      |
|----|------------------------|-----|------|
| 1, | Jessica Ennis          | GBR | 6731 |
| 2, | Jennifer Oeser         | GER | 6493 |
| 3, | Kamila Chudzik         | POL | 6471 |
| 4, | Nataliya Dobrynska     | UKR | 6444 |
| 5, | Lyudmyla Yosypenko     | UKR | 6416 |
| 6, | Hanna Melnychenko      | UKR | 6414 |
| 7, | Antoinette Nana Djimou | FRA | 6323 |
| 8, | Tatyana Chernova       | RUS | 6288 |

9, Julia Mächtigt GER 6265; 10, Sharon Day USA 6126; 11, Diana Pickler USA 6086; 12, Marisa De Aniceto FRA 6049; 13, Aiga Grabuste LAT 6033; 14, Louise Hazel GBR 6008; 15, Brianne Theisen CAN 5949; 16, Linda Züblin SUI 5934; 17, Jessica Samuelsson SWE 5885; 18, Kaie Kand EST 5760; 19, Arýiró Stratáki GRE 5748; 20, Yvonne Wisse NED 5704; 21, Yuliya Tarasova UZB 5658; 22, Nadja Casadei SWE 5598; 23, Eliška Klučinová CZE 5505; 24, Bettie Wade USA 5134; 25, Ida Marcussen NOR 5014; 26, Sushmitha Singha Roy IND 4983; Karolina Tymiriska POL DNF (3663); Lilli Schwarzkopf GER DNF (2666); Sara Aerts BEL DNF (1888)

Ennis, world leader with 6587, quickly put her stamp on the competition with a run of 12.93 in the hurdles, to take a lead of 76 points over Djimou’s 13.44. This was the closest that anyone would get to the 24 year-old Briton. Despite measuring only 1.64, Ennis won the high jump, clearing 1.92. Olympic Champion Dobrynska won the shot with 15.82 to move into second spot (5932), as Ennis produced her one personal best of the competition – 14.14 – to keep the lead at 138. Ennis was again best in the 200 with 23.25, and led Dobrynska overnight by 307 points, with Oeser (3814) leading a cast of five within 60 points of the Ukrainian.

Chudzik had the best long jump with 6.55, as Oeser (6.42) and Dobrynska (6.41) both jumped further than Ennis (6.29). Chudzik moved into second (5628) with a javelin throw of 48.72, 37 points ahead of Oeser, while Ennis’s 43.54 kept her 171 points ahead. Oeser pleased the crowd by beating Chudzik 2:14.34 to 2:18.58, overtaking the Pole for the silver medal with a personal best 6493, while Ennis beat them both with 2:12.22 to win by 238 points in a lifetime best of 6731.

On February 2, 2015 the IAAF announced that eighth-placed “Tatyana Chernova tested positive as a result of a re-analysis ordered by the IAAF of her sample collected at the 2009 IAAF World Championships in Berlin.” This case – and others involving Chernova – are still under appeal or review as at May 31, 2017.

## Individual marks:

|             | 100h  | HJ   | SP    | 200   | LJ   | JT    | 800     |
|-------------|-------|------|-------|-------|------|-------|---------|
| Ennis       | 12.93 | 1.92 | 14.14 | 23.25 | 6.29 | 43.54 | 2:12.22 |
| Oeser       | 13.62 | 1.83 | 14.29 | 24.30 | 6.42 | 46.70 | 2:14.34 |
| Chudzik     | 13.50 | 1.74 | 15.10 | 24.33 | 6.55 | 48.72 | 2:18.58 |
| Dobrynska   | 13.85 | 1.83 | 15.82 | 25.02 | 6.41 | 43.29 | 2:13.22 |
| Yosypenko   | 13.64 | 1.86 | 13.01 | 23.86 | 6.20 | 46.87 | 2:14.84 |
| Melnychenko | 13.60 | 1.83 | 13.70 | 24.11 | 6.43 | 42.24 | 2:12.85 |
| Nana Djimou | 13.44 | 1.77 | 14.04 | 24.83 | 6.32 | 47.93 | 2:17.72 |
| Chernova    | 13.58 | 1.74 | 12.43 | 24.13 | 6.50 | 41.88 | 2:09.11 |
| Mächtigt    | 14.40 | 1.83 | 15.21 | 24.39 | 6.36 | 40.70 | 2:17.07 |

|             | 100h  | HJ   | SP    | 200   | LJ   | JT    | 800     |
|-------------|-------|------|-------|-------|------|-------|---------|
| Day         | 13.90 | 1.89 | 13.42 | 25.15 | 5.69 | 44.14 | 2:13.84 |
| Pickler     | 13.50 | 1.77 | 12.40 | 24.75 | 6.24 | 41.13 | 2:15.60 |
| De Aniceto  | 13.78 | 1.77 | 12.21 | 25.32 | 5.97 | 48.39 | 2:14.80 |
| Grabuste    | 13.78 | 1.71 | 13.26 | 25.49 | 6.40 | 43.52 | 2:17.43 |
| Hazel       | 13.60 | 1.71 | 11.62 | 24.19 | 6.13 | 43.51 | 2:15.85 |
| Theisen     | 13.69 | 1.77 | 11.07 | 24.62 | 5.82 | 43.84 | 2:12.62 |
| Züblin      | 13.75 | 1.62 | 13.16 | 25.04 | 5.69 | 53.01 | 2:17.01 |
| Samuelsson  | 13.96 | 1.68 | 13.56 | 24.71 | 5.90 | 37.15 | 2:10.34 |
| Kand        | 13.99 | 1.71 | 12.83 | 26.07 | 5.99 | 37.68 | 2:11.92 |
| Stratáki    | 14.17 | 1.71 | 12.93 | 25.93 | 5.87 | 42.87 | 2:16.72 |
| Wisse       | 13.66 | 1.68 | 12.53 | 24.78 | 5.87 | 33.82 | 2:15.58 |
| Tarasova    | 14.23 | 1.68 | 12.92 | 24.60 | 6.23 | 40.88 | 2:35.05 |
| Casadei     | 14.40 | 1.68 | 12.92 | 24.92 | 5.78 | 32.30 | 2:12.66 |
| Klučinová   | 14.89 | 1.71 | 13.40 | 26.17 | 5.78 | 41.19 | 2:23.79 |
| Wade        | 13.79 | 1.80 | NM    | 24.98 | 6.18 | 36.70 | 2:25.60 |
| Marcussen   | 14.61 | 1.65 | 12.71 | 25.59 | NM   | 50.02 | 2:13.81 |
| Roy         | 14.56 | 1.62 | 11.15 | 25.65 | 5.43 | 36.03 | 2:36.13 |
| Tymińska    | 13.67 | 1.71 | 13.75 | 23.87 | DNS  |       |         |
| Schwarzkopf | 13.80 | 1.74 | 13.43 | DNS   |      |       |         |
| Aerts       | 13.45 | 1.68 | DNS   |       |      |       |         |

## Daegu 2011

### Final Standings (Aug 29/30)

|    |   |     |      |
|----|---|-----|------|
| 1, | Tatyana Chernova  | RUS | 6880 |
| 2, | Jessica Ennis   | GBR | 6751 |
| 3, | Jennifer Oeser  | GER | 6572 |
| 4, | Karolina Tymiška  | POL | 6544 |
| 5, | Natalia Dobrynska   | UKR | 6539 |
| 6, | Lilli Schwarzkopf   | GER | 6321 |
| 7, | Antoinette Nana Djimou  | FRA | 6309 |
| 8, | Austra Skujytė  | LTU | 6297 |
| 9, | Jessica Zelinka CAN 6268; 10, Anna Bogdanova RUS 6242; 11, Aiga Grabuste LAT 6229; 12, Ruky Abdulai CAN 6212; 13, Margaret Simpson GHA 6183; 14, Louise Hazel GBR 6149; 15, Jessica Samuelsson SWE 6119; 16, Julia Mächtigt GER 6095; 17, Sharon Day USA 6043; 18, Remona Fransen NED 6027; 19, Ida Marcussen NOR 5911; 20, Alina Fyodorova UKR 5908; 21, Kateřina Cachová CZE 5908; 22, Francesca Doveri ITA 5786; 23, Györgyi Farkas HUN 5784; 24, Hyleas Fountain USA 5611; 25, Grit Šadeiko EST 5190; Sara Aerts BEL DNF (2665); Wassana Winatho THA DNF (1863); Lyudmyla Yosypenko UKR DQ (r40.1) (6263) |     |      |

The rankings prior to Daegu were headed by World and European champion Ennis with 6790, but Chernova was close behind with 6773. The Briton had run 12.79 for the 100m hurdles three weeks earlier, so 12.94 by her in Daegu was a slight disappointment. The leader after the hurdles, Fountain, followed her 12.93 with 1.89 to win her and the second event. Ennis and Chernova managed 1.86 and 1.83 respectively. After a personal best 14.67 in the shot, Ennis moved into the lead, then consolidated her position with a win in the 200m. She finished the day with 4078 points, but that was “only” 151 ahead of Chernova who was able to eat up that advantage in the javelin alone.

The tall (1.89m) Russian pulled back only 13 points in the long jump, but then produced a seasonal best 52.95 in the javelin, while Ennis had a poor 39.95 (after a warm-up throw of 45m). Chernova was suddenly 133 points ahead, which represented an unbreachable gap of nine seconds in the 800m. Ennis ran from the front in the last event, but ended up just 0.23 ahead of the Russian, so Chernova won by 129 points. The Russian’s mother Lyudmila Chernova (née Zenina) won a squad gold medal at 4x400m in the 1980 Olympics.

In February 2015, the IAAF revealed that Chernova tested positive as a result of a re-analysis of her sample collected at Berlin 2009, where she placed eighth. The Russian Anti-Doping Agency banned her for two years and annulled her Berlin result and some others, but not her performance from Daegu 2011. The IAAF appealed the “selective” nature of that punishment and in November 2016, the Court of Arbitration for Sport ruled that all results achieved by Chernova between August 15, 2011 and July 22, 2013 were to be annulled.

That decision also came under an appeal which was still active as at June 30, 2017. Therefore, all Chernova’s results and placings still stand for the purposes of this book. It should be further noted that in April 2017, the IOC reported that “re-analysis of Chernova’s samples from Beijing 2008 resulted in a positive test for the prohibited substance dehydrochloromethyltestosterone (turinabol).” The bronze medal she won at those Games was withdrawn, but that decision is also under appeal at the time this book was being finalised.

### Individual marks:

|             | 100h  | HJ   | SP    | 200   | LJ   | JT    | 800     |
|-------------|-------|------|-------|-------|------|-------|---------|
| Chernova    | 13.32 | 1.83 | 14.17 | 23.50 | 6.61 | 52.95 | 2:08.04 |
| Ennis       | 12.94 | 1.86 | 14.67 | 23.27 | 6.51 | 39.95 | 2:07.81 |
| Oeser       | 13.33 | 1.83 | 13.70 | 24.58 | 6.28 | 51.30 | 2:10.39 |
| Tymińska    | 13.12 | 1.74 | 14.70 | 23.87 | 6.39 | 41.32 | 2:05.21 |
| Dobrynska   | 13.43 | 1.83 | 16.14 | 25.35 | 6.18 | 48.00 | 2:11.34 |
| Schwarzkopf | 13.65 | 1.80 | 14.89 | 25.82 | 6.18 | 49.69 | 2:15.26 |
| Djimou      | 13.48 | 1.83 | 14.07 | 25.19 | 6.13 | 55.79 | 2:28.74 |
| Skujytė     | 13.96 | 1.86 | 16.71 | 26.04 | 6.05 | 49.19 | 2:23.21 |
| Zelinka     | 13.01 | 1.68 | 14.91 | 24.06 | 6.16 | 39.59 | 2:12.62 |
| Yosypenko   | 13.49 | 1.83 | 13.16 | 24.09 | 6.03 | 42.94 | 2:14.37 |
| Bogdanova   | 13.44 | 1.83 | 14.52 | 25.64 | 6.38 | 41.38 | 2:18.34 |
| Grabuste    | 14.06 | 1.71 | 14.46 | 24.83 | 6.45 | 45.82 | 2:14.82 |
| Abdulai     | 13.60 | 1.80 | 11.71 | 24.50 | 6.30 | 46.35 | 2:15.29 |
| Simpson     | 13.43 | 1.80 | 12.48 | 25.23 | 5.88 | 53.13 | 2:17.91 |
| Hazel       | 13.24 | 1.74 | 13.24 | 24.25 | 6.25 | 41.75 | 2:15.44 |
| Samuelsson  | 13.77 | 1.68 | 14.52 | 24.55 | 6.05 | 41.32 | 2:10.20 |
| Mächtigt    | 14.15 | 1.80 | 15.24 | 25.54 | 5.98 | 43.74 | 2:17.14 |
| Day         | 13.69 | 1.80 | 14.28 | 25.01 | 5.87 | 39.14 | 2:15.74 |
| Fransen     | 13.57 | 1.80 | 13.67 | 25.17 | 6.06 | 38.03 | 2:16.80 |
| Marcussen   | 13.96 | 1.71 | 12.81 | 25.74 | 5.88 | 44.90 | 2:11.01 |
| Fyodorova   | 14.06 | 1.80 | 14.18 | 25.35 | 5.98 | 37.13 | 2:18.51 |
| Cachová     | 13.81 | 1.77 | 11.64 | 25.36 | 5.97 | 43.98 | 2:15.43 |
| Doveri      | 13.44 | 1.71 | 11.76 | 25.45 | 6.09 | 35.09 | 2:13.14 |
| Farkas      | 14.32 | 1.80 | 12.75 | 26.35 | 5.78 | 42.15 | 2:14.33 |
| Fountain    | 12.93 | 1.89 | 12.20 | 23.96 | 6.45 | 43.42 | DNF     |
| Šadeiko     | 13.44 | 1.74 | 11.46 | 24.39 | 6.28 | 42.84 | DNF     |
| Aerts       | 13.38 | 1.74 | 12.49 | DNS   |      |       |         |
| Winatho     | 13.62 | 1.68 | DNS   |       |      |       |         |

## Moscow 2013

### Final Standings (Aug 12/13)

|    |   |     |      |
|----|---|-----|------|
| 1, | Hanna Melnychenko   | UKR | 6586 |
| 2, | Brianne Theisen Eaton   | CAN | 6530 |
| 3, | Dafne Schippers   | NED | 6477 |
| 4, | Claudia Rath  | GER | 6462 |
| 5, | Katarina Johnson-Thompson   | GBR | 6449 |
| 6, | Sharon Day  | USA | 6407 |
| 7, | Eliška Klučinová  | CZE | 6332 |
| 8, | Antoinette Nana Djimou  | FRA | 6326 |
| 9, | Karolina Tymiška POL 6270; 10, Nadine Broersen NED 6224; 11, Laura Ikauniece LAT 6159; 12, Yorgelis Rodríguez CUB 6148; 13, Ellen Sprunger SUI 6081; 14, Nafissatou Thiam BEL 6070; 15, Györgyi Zsivoczky-Farkas HUN 6067; 16, Linda Züblin SUI 6057; 17, Julia Mächtigt GER 6021; 18, Ida Marcussen NOR 5996; 19, Yasmina Omrani ALG 5983; 20, Yana Maksimava BLR 5982; 21, Mari Klaupe EST 5924; 22, Katsiaryna Netsviatayeva BLR 5902; 23, Sofia Ifantidou GRE 5894; 24, Erica Bougard USA 5829; 25, Sofia Linde SWE 5822; 26, Aleksandra Butvina RUS 5809; 27, Bettie Wade USA 5768; 28, Makeba Alcide LCA 5751; 29, Wassanae Winatho THA 5671; Kristina Savitskaya RUS DNF (5086); Grit Šadeiko EST DNF (4435); Irina Karpova KAZ DNF (3820); Kira Biesenbach GER DNF (2583) |     |      |

Thiesen-Eaton – the new wife of world decathlon record holder Ashton Eaton – led after the first event ahead of Melnychenko and Schippers. Melnychenko went into first place after the high jump, though the star of that event was Belgian Thiam who leapt 1.92 to rise from 28th to third. The Ukrainian led by 75 points overnight with 3912. This was despite losing 102 points to Schippers in the 200m with 23.87 as compared to the Dutchwoman’s superb 22.84, which moved her into second spot.

On day two, Rath climbed from seventh to fourth with her 6.67 long jump, while Melnychenko increased her lead to 120 points, jumping 6.49 ahead of Schippers 6.35. Theisen-Eaton’s javelin mark of 45.64 gained 73 points on Melnychenko, leaving the Canadian 68 behind but safely ahead of Schippers.

Theisen-Eaton needed to beat Melnychenko by about five seconds in the 800m to take the gold, but the Ukrainian stayed within a second as both set personal bests to confirm their gold and silver. Further up the field in the same heat Rath won in 2:06.43 which would have got her bronze, had Schippers not slashed her best for the distance from 2:15.52 to 2:08.62.

Absent was reigning Champion Tatyana Chernova, who in July 2013 had won the World Student Games with a world-leading score of 6623 before apparently suffering a knee injury while competing in the individual 100m hurdles at the Russian Championships. As noted in the report for Daegu 2011, the IAAF later revealed that a re-test of her doping sample from Berlin 2009 had shown a positive result. Her case is under review as at June 30, 2015.

## Individual marks:

|               | 100h  | HJ   | SP    | 200   | LJ   | JT    | 800     |
|---------------|-------|------|-------|-------|------|-------|---------|
| Melnychenko   | 13.29 | 1.86 | 13.85 | 23.87 | 6.49 | 41.87 | 2:09.85 |
| Theisen Eaton | 13.17 | 1.83 | 13.07 | 24.18 | 6.37 | 45.64 | 2:09.03 |
| Schippers     | 13.30 | 1.77 | 12.91 | 22.84 | 6.35 | 41.47 | 2:08.62 |
| Rath          | 13.55 | 1.83 | 12.88 | 24.27 | 6.67 | 39.04 | 2:06.43 |
| J-Thompson    | 13.49 | 1.83 | 11.52 | 23.37 | 6.56 | 40.86 | 2:07.64 |
| Day           | 13.51 | 1.83 | 14.35 | 24.28 | 5.79 | 47.17 | 2:08.94 |
| Klucinová     | 13.97 | 1.86 | 14.19 | 24.91 | 6.12 | 45.76 | 2:12.50 |
| Nana Djimou   | 13.36 | 1.77 | 14.54 | 24.95 | 5.97 | 52.47 | 2:18.44 |
| Tyminska      | 13.48 | 1.68 | 13.74 | 24.13 | 6.32 | 40.61 | 2:06.64 |
| Broersen      | 14.84 | 1.89 | 13.46 | 25.01 | 6.13 | 47.48 | 2:12.89 |
| Ikauniece     | 13.89 | 1.80 | 12.36 | 24.73 | 5.96 | 50.75 | 2:16.05 |
| Rodríguez     | 13.88 | 1.86 | 12.83 | 24.77 | 6.00 | 44.66 | 2:16.74 |
| Sprunger      | 13.68 | 1.68 | 12.86 | 23.39 | 6.16 | 40.41 | 2:14.83 |
| Thiam         | 14.13 | 1.92 | 13.71 | 25.61 | 6.11 | 43.64 | 2:25.43 |
| F-Zsivoczky   | 14.09 | 1.80 | 13.13 | 25.66 | 6.16 | 45.43 | 2:15.28 |
| Züblin        | 13.51 | 1.65 | 12.51 | 25.01 | 6.23 | 49.64 | 2:17.50 |
| Mächtigt      | 14.38 | 1.71 | 15.48 | 25.45 | 6.07 | 44.74 | 2:17.28 |
| Marcussen     | 14.27 | 1.71 | 12.31 | 25.59 | 6.08 | 49.26 | 2:10.83 |
| Omrani        | 13.57 | 1.77 | 13.32 | 24.75 | 5.82 | 39.26 | 2:14.81 |
| Maksimova     | 14.11 | 1.74 | 14.27 | 25.77 | 5.77 | 45.41 | 2:11.96 |
| Klaup         | 13.99 | 1.74 | 12.85 | 25.54 | 5.75 | 50.15 | 2:18.57 |
| Netsvetayeva  | 13.87 | 1.74 | 14.17 | 25.09 | 5.67 | 38.60 | 2:12.54 |
| Ifantidou     | 13.93 | 1.65 | 12.89 | 25.94 | 5.85 | 53.66 | 2:17.74 |
| Bougard       | 13.69 | 1.80 | 11.27 | 24.59 | 6.01 | 32.62 | 2:13.72 |
| Linde         | 14.02 | 1.74 | 13.80 | 25.64 | 5.80 | 40.13 | 2:16.34 |
| Butvina       | 14.52 | 1.74 | 14.16 | 25.68 | 5.81 | 40.30 | 2:14.14 |
| Wade          | 13.84 | 1.80 | 12.79 | 24.87 | 5.61 | 45.41 | 2:20.87 |
| Alcide        | 13.73 | 1.80 | 11.82 | 24.96 | 5.62 | 37.09 | 2:16.65 |
| Winatho       | 13.88 | 1.68 | 11.86 | 24.94 | 5.76 | 41.74 | 2:19.97 |
| Savitskaya    | 13.82 | 1.77 | 13.75 | 25.43 | 6.11 | 38.21 | DNS     |
| Karpova       | 14.54 | 1.65 | 11.92 | 26.50 | 5.54 | DNS   | DNS     |
| Sadeiko       | 13.40 | 1.77 | 11.49 | 24.46 | 6.11 | DNS   | DNS     |
| Biesenbach    | 13.88 | 1.71 | 12.91 | DNS   |      |       |         |

## Individual marks:

|               | 100h  | HJ   | SP    | 200   | LJ   | JT    | 800     |
|---------------|-------|------|-------|-------|------|-------|---------|
| Ennis-Hill    | 12.91 | 1.86 | 13.73 | 23.42 | 6.43 | 42.51 | 2:10.13 |
| Theisen Eaton | 12.98 | 1.80 | 13.70 | 23.94 | 6.55 | 42.94 | 2:11.52 |
| I-Admiđiđa    | 13.21 | 1.77 | 12.71 | 23.97 | 6.32 | 53.67 | 2:13.79 |
| Broersen      | 13.55 | 1.86 | 14.59 | 25.41 | 6.20 | 53.52 | 2:16.58 |
| Rath          | 13.44 | 1.80 | 13.09 | 24.15 | 6.61 | 41.31 | 2:09.66 |
| Z-Farkas      | 13.85 | 1.86 | 14.13 | 25.43 | 6.29 | 49.30 | 2:14.71 |
| Mokhnyuk      | 13.07 | 1.83 | 13.83 | 24.60 | 6.51 | 38.93 | 2:17.00 |
| Visser        | 12.81 | 1.80 | 13.16 | 23.78 | 6.14 | 40.07 | 2:13.72 |
| Krizsán       | 13.70 | 1.80 | 14.12 | 25.27 | 6.16 | 49.17 | 2:13.36 |
| Oeser         | 13.67 | 1.83 | 13.81 | 25.03 | 6.17 | 46.45 | 2:13.89 |
| Thiam         | 13.83 | 1.86 | 15.24 | 25.28 | 6.14 | 49.31 | 2:24.55 |
| Vetter        | 13.61 | 1.77 | 14.24 | 24.53 | 6.11 | 51.78 | 2:23.71 |
| Klucinová     | 14.06 | 1.86 | 13.79 | 25.39 | 6.10 | 51.09 | 2:19.48 |
| Day-Monroe    | 13.42 | 1.77 | 14.85 | 25.05 | 5.79 | 46.02 | 2:11.61 |
| Šadeiko       | 13.36 | 1.77 | 12.05 | 24.41 | 6.22 | 47.78 | 2:17.32 |
| Bing          | 13.59 | 1.80 | 13.60 | 24.00 | 5.95 | 34.69 | 2:14.88 |
| Fodorova      | 14.17 | 1.86 | 14.98 | 25.22 | 6.06 | 35.67 | 2:22.43 |
| Osazuwa       | 13.75 | 1.83 | 11.79 | 24.36 | 6.21 | 36.88 | 2:21.36 |
| Ifantidou     | 13.77 | 1.68 | 12.94 | 25.93 | 5.75 | 56.19 | 2:19.55 |
| Tymińska      | 13.52 | 1.65 | 13.79 | 24.15 | 6.08 | 34.66 | 2:13.04 |
| Rodríguez     | 13.73 | 1.86 | 13.54 | 25.04 | 5.83 | 43.27 | 2:30.47 |
| Agnou         | 13.93 | 1.68 | 14.49 | 25.14 | 5.97 | 43.15 | 2:23.33 |
| Tkach         | 15.05 | 1.74 | 13.99 | 24.64 | 6.01 | 38.34 | 2:22.50 |
| Voronina      | 15.09 | 1.80 | 13.52 | 25.77 | 5.81 | 44.44 | 2:24.04 |
| Marcussen     | 14.47 | 1.68 | 12.86 | 26.27 | 5.89 | 42.01 | 2:12.62 |
| Spinola       | 14.28 | 1.68 | 13.44 | 24.73 | 5.40 | 43.75 | 2:21.81 |
| Nwaba         | DNF   | 1.77 | 14.64 | 24.47 | 6.08 | 46.59 | 2:12.20 |
| J-Thompson    | 13.37 | 1.89 | 12.47 | 23.08 | NM   | 39.52 | 2:20.73 |
| Bougard       | 13.28 | 1.83 | 11.40 | 24.41 | 6.18 | 35.06 | DNS     |
| Slack         | 13.98 | 1.62 | 13.53 | 24.73 | 5.54 | 36.11 | DNS     |
| Jones         | 13.17 | 1.80 | 12.73 | 24.70 | 6.09 | DNS   | DNS     |
| Reggel        | 13.94 | 1.62 | 13.32 | 24.83 | NM   | 42.57 | DNS     |
| Schäfer       | 13.40 | 1.80 | 13.31 | 24.22 | NM   | 45.21 | DNS     |
| Koala         | DNF   | DNS  |       |       |      |       |         |

## Beijing 2015

## Final Standings (Aug 22/23)

|     |                           |     |            |
|-----|---------------------------|-----|------------|
| 1,  | Jessica Ennis-Hill        | GBR | 6669       |
| 2,  | Brianne Theisen Eaton     | CAN | 6554       |
| 3,  | Laura Ikauniece-Admiđiđa  | LAT | 6516       |
| 4,  | Nadine Broersen           | NED | 6491       |
| 5,  | Claudia Rath              | GER | 6441       |
| 6,  | Györgyi Zsivoczky-Farkas  | HUN | 6389       |
| 7,  | Anastasiya Mokhnyuk       | UKR | 6359       |
| 8,  | Nadine Visser             | NED | 6344       |
| 9,  | Xénia Krizsán             | HUN | 6322       |
| 10, | Jennifer Oeser            | GER | 6308       |
| 11, | Nafissatou Thiam          | BEL | 6298       |
| 12, | Anouk Vetter              | NED | 6267       |
| 13, | Eliška Klucinová          | CZE | 6247       |
| 14, | Sharon Day-Monroe         | USA | 6246       |
| 15, | Grit Šadeiko              | EST | 6213       |
| 16, | Portia Bing               | NZL | 6057       |
| 17, | Alina Fodorova            | UKR | 5978       |
| 18, | Uhunoma Osazuwa           | NGR | 5951       |
| 19, | Sofía Ifantidou           | GRE | 5951       |
| 20, | Karolina Tymńska          | POL | 5948       |
| 21, | Yorgelis Rodríguez        | CUB | 5932       |
| 22, | Caroline Agnou            | SUI | 5866       |
| 23, | Lyubov Tkach              | RUS | 5729       |
| 24, | Yekaterina Voronina       | UZB | 5701       |
| 25, | Ida Marcussen             | NOR | 5684       |
| 26, | Vanessa Spinola           | BRA | 5647       |
| 27, | Barbara Nwaba             | USA | 5315       |
| 28, | Katarina Johnson-Thompson | GBR | 5039       |
| 29, | Erica Bougard             | USA | DNF (5140) |
| 30, | Salsa Slack               | JAM | DNF (4720) |
| 31, | Akela Jones               | BAR | DNF (4578) |
| 32, | Carolin Schäfer           | GER | DNF (4519) |
| 33, | Valérie Reggel            | SUI | DNF (4114) |
| 34, | Marthe Yasmine Koala      | BUR | DNF (0)    |

Returning from maternity, the former champion Ennis-Hill showed her competitive spirit on the first day, edging world leader Theisen-Eaton in every event. Her biggest rival appeared to be her compatriot Johnson-Thompson who went from ninth to second with her win in the 200m. Overnight, the leading standings were Ennis-Hill (4005), Johnson-Thompson (3925), Visser (3871) and Theisen-Eaton (3865).

Two of those contenders fell away in the long jump. Visser managed only 6.14, while Johnson-Thompson suffered the calamity of three no-jumps. With a best of 6.93 she had been quite capable of overtaking Ennis-Hill but in Beijing was successively over the board by margins of 5.1cm, 6.2cm and (for a jump estimated to be 6.82), a galling 1mm!

Ennis-Hill managed respectable efforts in both the long jump and javelin to hold an impregnable lead by 86 points or 5.5 seconds before the 800m. Javelin throws in the 53s lifted Broersen and Ikauniece-Admiđiđa to second and fourth respectively and meant that pair would run for the bronze medal. Ennis-Hill and Theisen-Eaton were better 800m runners and the Canadian proved that with her quick pace in the final heat (30.11, 62.83, 1:36.31). Ennis-Hill came through to win that race and a second world title – or possibly her third, if Tatyana Chernova's disqualification from 2011 is ever confirmed.

## HEPTATHLON

## Multiple Medallists:

|   |                      |     |                  |
|---|----------------------|-----|------------------|
| 3 | Sabine Braun         | GER | 91-1, 93-2, 97-1 |
|   | Eunice Barber        | FRA | 99-1, 03-2, 05-2 |
|   | Carolina Klüft       | SWE | 03-1, 05-1, 07-1 |
|   | Jessica Ennis/Hill   | GBR | 09-1, 11-2, 15-1 |
| 2 | Jackie Joyner-Kersey | USA | 87-1, 93-1       |
|   | Ghada Shouaa         | SYR | 95-1, 99-3       |
|   | Denise Lewis         | GBR | 97-2, 99-2       |
|   | Natalya Sazanovich   | BLR | 01-2, 03-3       |
|   | Jennifer Oeser       | GER | 09-2, 11-3       |
|   | Brianne Eaton        | CAN | 13-2, 15-2       |

## Most Placings in Top Eight:

|   |                    |         |                        |
|---|--------------------|---------|------------------------|
| 4 | Braun              |         | 91-1, 93-2, 97-1, 99-4 |
|   | Urszula Włodarczyk | POL     | 91-6, 93-5, 97-4, 99-7 |
|   | Barber             | SLE/FRA | 95-4, 99-1, 03-2, 05-2 |
|   | Lewis              |         | 95-7, 97-2, 99-2, 03-5 |
|   | Austra Skujytė     | LTU     | 01-6, 05-4, 07-6, 11-8 |
|   | Jessica Ennis/Hill | GBR     | 07-4, 09-1, 11-2, 15-1 |

## Most Appearances:

|   |        |         |  |
|---|--------|---------|--|
| 7 | Barber | SLE/FRA | 93-dnf, 95-4, 97-dnf, 99-1, 01-dnf, 03-2, 05-2 |
|---|--------|---------|--|

## National Placings:

|     | 1 | 2 | 3 | 4 | 5 | 6 | 7 | 8 | Points |
|-----|---|---|---|---|---|---|---|---|--------|
| GER | 3 | 3 | 2 | 4 | 3 | 4 | 2 | 2 | 107    |
| GBR | 2 | 3 | 1 | 1 | 3 | - | 1 | - | 62     |
| USA | 2 | - | 2 | - | 1 | 2 | 2 | 1 | 43     |
| RUS | 2 | 1 | - | 2 | - | - | - | 3 | 36     |
| UKR | 1 | 1 | - | 1 | 2 | 1 | 1 | 1 | 34     |
| FRA | 1 | 2 | - | - | - | 1 | 2 | 1 | 30     |
| POL | - | - | 1 | 2 | 1 | 1 | 1 | - | 25     |
| SWE | 3 | - | - | - | - | - | - | - | 24     |
| BLR | - | 1 | 2 | - | 1 | - | - | - | 23     |
| URS | - | 1 | 1 | - | - | 1 | 1 | 1 | 19     |
| LTU | - | - | 1 | 1 | - | 2 | - | 2 | 19     |
| SYR | 1 | - | 1 | - | - | - | - | - | 14     |
| CAN | - | 2 | - | - | - | - | - | - | 14     |
| NED | - | - | 1 | 1 | - | - | - | 3 | 14     |
| ROU | - | 1 | - | - | 1 | - | - | - | 11     |
| HUN | - | - | 1 | - | - | 1 | - | - | 9      |
| BUL | - | - | - | 1 | 1 | - | - | - | 9      |
| FIN | - | - | - | 1 | 1 | - | - | - | 9      |
| GHA | - | - | 1 | - | - | - | - | - | 6      |
| LAT | - | - | 1 | - | - | - | - | - | 6      |
| SLE | - | - | - | 1 | - | - | - | - | 5      |
| ALG | - | - | - | - | 1 | - | - | - | 4      |



| Women's Heptathlon, continued |           |           |           |           |           |           |           |           |            |
|-------------------------------|-----------|-----------|-----------|-----------|-----------|-----------|-----------|-----------|------------|
| National Placings:            |           |           |           |           |           |           |           |           |            |
|                               | 1         | 2         | 3         | 4         | 5         | 6         | 7         | 8         | Points     |
| AUS                           | -         | -         | -         | -         | -         | -         | 2         | -         | 4          |
| CUB                           | -         | -         | -         | -         | -         | 1         | -         | -         | 3          |
| ITA                           | -         | -         | -         | -         | -         | 1         | -         | -         | 3          |
| CZE                           | -         | -         | -         | -         | -         | -         | 1         | -         | 2          |
| EST                           | -         | -         | -         | -         | -         | -         | 1         | -         | 2          |
| POR                           | -         | -         | -         | -         | -         | -         | 1         | -         | 2          |
| CHN                           | -         | -         | -         | -         | -         | -         | -         | 1         | 1          |
| <b>Totals</b>                 | <b>15</b> | <b>15</b> | <b>15</b> | <b>15</b> | <b>15</b> | <b>15</b> | <b>15</b> | <b>15</b> | <b>540</b> |

## 10 Kilometres Walk

### Rome 1987

#### (Sep 1)

|    |                   |     |       |
|----|-------------------|-----|-------|
| 1, | Irina Strakhova   | URS | 44:12 |
| 2, | Kerry Saxby       | AUS | 44:23 |
| 3, | Yan Hong          | CHN | 44:42 |
| 4, | Mari Cruz Díaz    | ESP | 44:48 |
| 5, | Yelena Nikolayeva | URS | 44:54 |
| 6, | Monica Gunnarsson | SWE | 45:09 |
| 7, | Jin Bingjie       | CHN | 45:24 |
| 8, | Ann Peel          | CAN | 45:27 |

9, Reyes Sobrino ESP 45:37; 10, Dana Vavracová TCH 46:10; 11, Ann Jansson SWE 46:15; 12, Susan Cook AUS 46:20; 13, Lisa Langford GBR 46:23; 14, Janice McCaffrey CAN 46:41; 15, Lynn Weik USA 46:51; 16, Beate Anders GDR 47:00; 17, Maria Luz Colín MEX 47:23; 18, Giuliana Salce ITA 47:28; 19, Sari Essayah FIN 47:30; 20, Debbi Lawrence USA 47:31; 21, Alison Baker CAN 47:48; 22, Suzanne Griesbach FRA 48:06; 23, Sirkka Oikarinen FIN 48:25; 24, Maryanne Torrellas USA 48:27; 25, Beverley Allen GBR 48:50; 26, Sølvi Furnes NOR 49:18; 27, Graciela Mendoza MEX 49:46; 28, Hideko Hirayama JPN 49:50; 29, Emilia Cano ESP 50:11; 30, Nirva Hämäläinen FIN 52:03

**Did not finish:** Lorraine Jachno AUS, Barbara Kollorz FRG & Maria Grazia Orsani ITA

**Disqualified:** Guan Ping CHN & Olga Krishtop URS

Irina Strakhova coped best with the 86% humidity to take the first ever championship walking gold medal at this level. The 28 year-old Soviet raced conservatively, clocking 23:21 for the first half before coming home in 20:51. Even so, she was being led by Guan Ping, who was subsequently disqualified outside the stadium. The silver went to Saxby, who was in front at halfway in 22:32.

Several walkers collapsed close to the finish, victims of the difficult conditions.

### Tokyo 1991

#### (Aug 24)

|    |                   |     |       |
|----|-------------------|-----|-------|
| 1, | Alina Ivanova     | URS | 42:57 |
| 2, | Madelein Svensson | SWE | 43:13 |
| 3, | Sari Essayah      | FIN | 43:13 |
| 4, | Irina Strakhova   | URS | 43:40 |
| 5, | Kerry Saxby       | AUS | 44:02 |
| 6, | Graciela Mendoza  | MEX | 44:03 |
| 7, | Ileana Salvador   | ITA | 44:09 |
| 8, | Chen Yueling      | CHN | 44:11 |

9, Anna-Rita Sidoti ITA 44:18; 10, Beate Anders GER 44:35; 11, Katrin Born GER 44:39; 12, Katarzyna Radtke POL 44:42; 13, Maria Róza HUN 45:00; 14, Andrea Alföldi HUN 45:22; 15, Mari Cruz Díaz ESP 45:23; 16, Emilia Caño ESP 45:32; 17, Susana Feitór POR 45:37; 18, Maricela Chávez MEX 45:54; 19, Debbi Lawrence USA 45:58; 20, Betty Sworowski GBR 45:59; 21, Pascale Grand CAN 46:17; 22, Sun Yan CHN 46:21; 23, Andrea Brückmann GER 46:23; 24, Janice McCaffrey CAN 46:33; 25, Lynn Weik USA 46:49; 26, Ivana Brozmanová TCH 46:59; 27, Victoria Herazo USA 47:10; 28, Tina Poitras CAN 47:22; 29, Reyes Sobrino ESP 47:31; 30, Yuko Sato JPN 47:37; 31, Zuzana Zemkova TCH 47:41; 32, Kamila Holpuchová TCH 48:06; 33, Maria Luz Colín MEX 48:27; 34, Viera Toporek AUT 48:31; 35, Hideko Hirayama JPN 48:35; 36, Isilda Gonçalves POR 48:35; 37, Fusako Masuda JPN 48:52; 38, Helen Elleker GBR 48:56; 39, Julie Drake GBR 49:47; 40, Hasiati Lawole INA 50:26; 41, Magdalena Guzmán ESA 53:44

**Disqualified:** Yelena Sayko URS

Ivanova was one of a group of 10 at halfway, before making a break at 7Km. Chen tried to follow, but received two warnings and fell back. Ivanova was followed into the stadium by the Nordic pairing of Svensson and Essayah, with defending champion Strakhova next.

## Stuttgart 1993

#### (Aug 14)

|    |                    |     |       |
|----|--------------------|-----|-------|
| 1, | Sari Essayah       | FIN | 42:59 |
| 2, | Ileana Salvador    | ITA | 43:08 |
| 3, | Encarna Granados   | ESP | 43:21 |
| 4, | Elisabetta Perrone | ITA | 43:26 |
| 5, | Beate Anders       | GER | 43:28 |
| 6, | Katarzyna Radtke   | POL | 43:33 |
| 7, | Yelena Nikolayeva  | RUS | 43:47 |
| 8, | Yelena Sayko       | RUS | 43:56 |

9, Anna-Rita Sidoti ITA 44:13; 10, Maria Róza HUN 44:17; 11, Susana Feitór POR 45:06; 12, Yelena Arshintseva RUS 45:17; 13, Tatyana Ragozina UKR 45:24; 14, Andrea Alföldi HUN 45:57; 15, Katrin Born GER 46:11; 16, Miriam Ramón ECU 46:13; 17, Natalya Misyulya BLR 46:22; 18, Lisa Sheridan IRL 46:31; 19, Yuko Sato JPN 46:41; 20, Ildiko Ilyés HUN 46:45; 21, Yuka Kamioka JPN 46:48; 22, Teresa Vaill USA 46:58; 23, Vicky Lupton GBR 47:03; 24, Alison Baker CAN 47:20; 25, Kamila Holpuchová TCH 47:24; 26, Yuliya Lisnik MDA 47:41; 27, Janice McCaffrey CAN 47:45; 28, Maria Colin MEX 47:51; 29, Verity Larby GBR 47:54; 30, Zuzana Zemkova SVK 47:56; 31, Sonata Buksnienė LTU 48:03; 32, Liliana Bermeo COL 48:08; 33, Gabrielle Blythe AUS 48:23; 34, Tina Poitras CAN 48:24; 35, Simone Thust GER 48:38; 36, Hilde Gustafsen NOR 48:39; 37, Debbi Lawrence USA 48:53; 38, Kada Delić BIH 49:06; 39, Kjersti Tysse NOR 49:08; 40, Maricela Chavez MEX 49:18; 41, Linn Murphy NZL 49:24; 42, Julie Drake GBR 50:22; 43, Sara Standley USA 51:01; 44, Magdalena Guzman ESA 51:01; 45, Dounia Kara ALG 51:33; 46, Helen Low Guan Hoon SGP 54:07; 47, Perri Williams IRL 55:24

**Did not start:** Shushanik Dolmazyan ARM

**Disqualified:** (r230.6a) Liu Hongyu CHN, Eva Machuca MEX, Madelein Svensson SWE, Yan Wang CHN & Kerry Saxby-Junna AUS

The first of Stuttgart's golds, and the first of the Mercedes car prizes, went to a 26 year-old Finn who was walking in her third world championship. Nineteenth in 1987, third in 1991, Sari Essayah took the lead at around 7Km following the disqualification of Svensson, the 1991 silver medallist. The Finn speeded up thereafter, and started lapping the field. The second half of the race took her just 21:05. It was no surprise to see the experienced Salvador take a silver, but Granados was an unexpected bronze medallist in a new Spanish record.

## Gothenburg 1995

#### (Aug 11)

|    |                    |     |       |
|----|--------------------|-----|-------|
| 1, | Irina Stankina     | RUS | 42:13 |
| 2, | Elisabetta Perrone | ITA | 42:16 |
| 3, | Yelena Nikolayeva  | RUS | 42:20 |
| 4, | Sari Essayah       | FIN | 42:20 |
| 5, | Larisa Ramazanova  | RUS | 42:25 |
| 6, | Rossella Giordano  | ITA | 42:26 |
| 7, | Maria Urbánik      | HUN | 42:34 |
| 8, | Liu Hongyu         | CHN | 42:46 |

9, Kerry Saxby-Junna AUS 43:06; 10, Beate Gummelt GER 43:15; 11, Gu Yan CHN 43:27; 12, Valentina Tsybul'skaya BLR 43:34; 13, Annarita Sidoti ITA 44:06; 14, Olga Kardapoltseva BLR 44:07; 15, Michelle Rohl USA 44:17; 16, Encarna Granados ESP 44:19; 17, Susana Feitór POR 44:25; 18, Natalya Misyulya BLR 44:27; 19, Graciela Mendoza MEX 44:44; 20, Norica Cimpean ROU 44:46; 21, Tina Poitras CAN 45:02; 22, Teresa Vaill USA 45:02; 23, Aniko Szebenszky HUN 45:03; 24, Debbi Lawrence USA 45:03; 25, Miriam Ramón ECU 45:04; 26, Maria Vasco ESP 45:05; 27, Anita Liepiņa LAT 45:12; 28, Maya Sazanova KAZ 45:13; 29, Simone Thust GER 45:24; 30, Janice McCaffrey CAN 45:41; 31, Francisca Martínez MEX 45:55; 32, Sonata Milušauskaitė LTU 45:55; 33, Deirdre Gallagher IRL 46:00; 34, Anne Manning AUS 46:04; 35, Lisa Langford GBR 46:06; 36, Marta Zukowska POL 46:14; 37, Rosario Sánchez MEX 46:54; 38, Kamila Holpuchová CZE 47:12; 39, Kada Delić BIH 47:43; 40, Kjersti Tysse NOR 47:57; 41, Giovanna Morejón BOL 48:18

**Did not finish:** Tatyana Ragozina UKR

**Disqualified:** (r230.6a) Katarzyna Radtke POL, Gao Hongmiao CHN & Kathrin Boyde GER

At 18 years 135 days, Stankina replaced Ismael Kirui as the youngest ever world champion of the time. She beat a strong field which produced the quickest times ever for places between third and fifteenth. Twelve walkers were in contention at halfway with Perrone forcing the pace (21:21 at 5Km).

The drama started in the final 2Km when Perrone, Stankina and World Cup winner Gao moved clear. Gao was abruptly disqualified outside the stadium, leaving Stankina to win from Perrone and Nikolayeva, who suddenly and controversially caught the defending champion Essayah in the final two strides of the race.

**X 10,000 Metres Walk****Athens 1997****Final (Aug 7)**

|    |                        |     |                                  |     |                                     |     |                        |     |                                 |     |                              |     |          |
|----|------------------------|-----|----------------------------------|-----|-------------------------------------|-----|------------------------|-----|---------------------------------|-----|------------------------------|-----|----------|
| 1, | Annarita Sidoti        | ITA | 42:55.49                         |     |                                     |     |                        |     |                                 |     |                              |     |          |
| 2, | Olga Kardopoltseva     | BLR | 43:30.20                         |     |                                     |     |                        |     |                                 |     |                              |     |          |
| 3, | Valentina Tsybul'skaya | BLR | 43:49.24                         |     |                                     |     |                        |     |                                 |     |                              |     |          |
| 4, | Liu Hongyu             | CHN | 43:56.86                         |     |                                     |     |                        |     |                                 |     |                              |     |          |
| 5, | Erica Alfridi          | ITA | 43:59.73                         |     |                                     |     |                        |     |                                 |     |                              |     |          |
| 6, | Aniko Szabenszky       | HUN | 44:14.94                         |     |                                     |     |                        |     |                                 |     |                              |     |          |
| 7, | Gu Yan                 | CHN | 44:24.17                         |     |                                     |     |                        |     |                                 |     |                              |     |          |
| 8, | Anita Liepiņa          | LAT | 45:00.56                         |     |                                     |     |                        |     |                                 |     |                              |     |          |
| 9, | Yelena Nikolayeva      | RUS | 45:01.90; 10, Elisabetta Perrone | ITA | 45:16.64; 11, Maria Urbánikné-Rosza | HUN | 45:36.57; 12, Wang Yan | CHN | 46:21.69; 13, Svetlana Tolstaya | KAZ | 47:09.51; 14, Yuka Mitsumori | JPN | 47:24.22 |

**Did not finish:** Larisa Khmel'nitskaya BLR & Beate Gummelt GER  
**Disqualified:** (r230.6a) Maya Sazonova KAZ, Irina Stankina RUS & Olga Panfyorova RUS  
**Disqualified:** (r40.1) Olimpiada Ivanova RUS (43:07.63)

For the first and last time the women's walk was contested in these championships as a 10,000m track event; from 1999 it would be 20Km on the road. Sidoti, the 1990 European champion who only came into the Italian team as a reserve, became the smallest of all world champions (she is just 1.50m or 4ft 11in tall) as she led from the second kilometre onwards for victory in 42:55.49 ... somewhat quicker than the 45:02.8 which won the last men's Olympic race at this distance on the track in 1952! Sidoti covered the first half in 21:23.72, the second in 21:31.77. Defending champion Stankina, the only opponent to stay close to Sidoti after halfway, was disqualified at 8Km. Her Russian colleagues had a disastrous time also: Ivanova, who crossed the line in second place, was later stripped of her medal and banned for two years after testing positive for Stanazolol, and Olympic Champion Nikolayeva placed no higher than ninth.

**First round (First 8 & 4 fastest to final) (Aug 4)**

**Heat 1:** 1, Liepiņa 44:07.88; 2, Urbánikné-Rosza 44:13.76; 3, Kardopoltseva 44:16.00; 4, Nikolayeva 44:16.08; 5, Khmel'nitskaya 44:18.49; 6, Wang 44:18.50; 7, Sidoti 44:19.33; 8, Panfyorova 44:22.63; 9, Svetlana Tolstaya KAZ 44:32.34; 10, Graciela Mendoza MEX 44:51.81; 11, Susana Feitór POR 45:00.77; 12, Celia Marcén ESP 45:09.85; 13, Ildikó Ilyés HUN 45:18.02; 14, Ivonne Varas MEX 47:03.18; 15, Hanne Liland NOR 47:51.23; 16, Valérie Nadaud FRA 47:52.90; 17, Kathrin Boyde GER 48:01.28; 18, Hristina Kokotou GRE 48:52.36; 19, Aida Isayeva AZE 50:44.62

**Disqualified:** (r230.6a) Geovana Iruستا BOL & Annastasia Baj MAS DQ

**Heat 2:** 1, Ivanova 44:31.98; 2, Alfridi 44:32.04; 3, Perrone 44:32.06; 4, Stankina 44:32.17; 5, Szabenszky 44:32.22; 6, Tsybul'skaya 44:32.24; 7, Liu 44:32.47; 8, Sazonova 44:33.48; 9, Gu 44:36.17; 10, Gummelt 44:37.78; 11, Mitsumori 44:43.99; 12, Tina Poitras CAN 45:18.76; 13, Jane Saville AUS 46:12.76; 14, Nathalie Fortain FRA 46:28.58; 15, Nora Leksir FRA 47:15.15; 16, Valentina Savchuk UKR 47:47.57; 17, Francisca Martínez MEX 48:29.81; 18, Miriam Ramón ECU 48:39.75

**Disqualified:** (r230.6a) Cheng Tong Lean MAS & Victoria Herazo USA

**20 Kilometres Walk****Seville 1999****(Aug 27)**

|    |                   |     |                          |     |                            |     |                                |     |                             |     |                               |     |                           |     |                          |     |                             |     |                                  |     |                                |     |                          |     |                                 |     |                                  |     |                           |     |                             |     |                              |     |                             |     |                                |     |                               |     |                             |     |                                   |     |                            |     |                                 |     |                             |     |  |     |                               |     |                             |     |                               |     |                            |     |                          |     |         |
|----|-------------------|-----|--------------------------|-----|----------------------------|-----|--------------------------------|-----|-----------------------------|-----|-------------------------------|-----|---------------------------|-----|--------------------------|-----|-----------------------------|-----|----------------------------------|-----|--------------------------------|-----|--------------------------|-----|---------------------------------|-----|----------------------------------|-----|---------------------------|-----|-----------------------------|-----|------------------------------|-----|-----------------------------|-----|--------------------------------|-----|-------------------------------|-----|-----------------------------|-----|-----------------------------------|-----|----------------------------|-----|---------------------------------|-----|-----------------------------|-----|--|-----|-------------------------------|-----|-----------------------------|-----|-------------------------------|-----|----------------------------|-----|--------------------------|-----|---------|
| 1, | Liu Hongyu        | CHN | 1:30:50                  |     |                            |     |                                |     |                             |     |                               |     |                           |     |                          |     |                             |     |                                  |     |                                |     |                          |     |                                 |     |                                  |     |                           |     |                             |     |                              |     |                             |     |                                |     |                               |     |                             |     |                                   |     |                            |     |                                 |     |                             |     |  |     |                               |     |                             |     |                               |     |                            |     |                          |     |         |
| 2, | Wang Yan          | CHN | 1:30:52                  |     |                            |     |                                |     |                             |     |                               |     |                           |     |                          |     |                             |     |                                  |     |                                |     |                          |     |                                 |     |                                  |     |                           |     |                             |     |                              |     |                             |     |                                |     |                               |     |                             |     |                                   |     |                            |     |                                 |     |                             |     |  |     |                               |     |                             |     |                               |     |                            |     |                          |     |         |
| 3, | Kerry Saxby-Junna | AUS | 1:31:18                  |     |                            |     |                                |     |                             |     |                               |     |                           |     |                          |     |                             |     |                                  |     |                                |     |                          |     |                                 |     |                                  |     |                           |     |                             |     |                              |     |                             |     |                                |     |                               |     |                             |     |                                   |     |                            |     |                                 |     |                             |     |  |     |                               |     |                             |     |                               |     |                            |     |                          |     |         |
| 4, | Susana Feitór     | POR | 1:31:23                  |     |                            |     |                                |     |                             |     |                               |     |                           |     |                          |     |                             |     |                                  |     |                                |     |                          |     |                                 |     |                                  |     |                           |     |                             |     |                              |     |                             |     |                                |     |                               |     |                             |     |                                   |     |                            |     |                                 |     |                             |     |  |     |                               |     |                             |     |                               |     |                            |     |                          |     |         |
| 5, | Katarzyna Radtke  | POL | 1:31:34                  |     |                            |     |                                |     |                             |     |                               |     |                           |     |                          |     |                             |     |                                  |     |                                |     |                          |     |                                 |     |                                  |     |                           |     |                             |     |                              |     |                             |     |                                |     |                               |     |                             |     |                                   |     |                            |     |                                 |     |                             |     |  |     |                               |     |                             |     |                               |     |                            |     |                          |     |         |
| 6, | Erica Alfridi     | ITA | 1:32:04                  |     |                            |     |                                |     |                             |     |                               |     |                           |     |                          |     |                             |     |                                  |     |                                |     |                          |     |                                 |     |                                  |     |                           |     |                             |     |                              |     |                             |     |                                |     |                               |     |                             |     |                                   |     |                            |     |                                 |     |                             |     |  |     |                               |     |                             |     |                               |     |                            |     |                          |     |         |
| 7, | Jane Saville      | AUS | 1:32:13                  |     |                            |     |                                |     |                             |     |                               |     |                           |     |                          |     |                             |     |                                  |     |                                |     |                          |     |                                 |     |                                  |     |                           |     |                             |     |                              |     |                             |     |                                |     |                               |     |                             |     |                                   |     |                            |     |                                 |     |                             |     |  |     |                               |     |                             |     |                               |     |                            |     |                          |     |         |
| 8, | Maya Sazonova     | KAZ | 1:32:19                  |     |                            |     |                                |     |                             |     |                               |     |                           |     |                          |     |                             |     |                                  |     |                                |     |                          |     |                                 |     |                                  |     |                           |     |                             |     |                              |     |                             |     |                                |     |                               |     |                             |     |                                   |     |                            |     |                                 |     |                             |     |  |     |                               |     |                             |     |                               |     |                            |     |                          |     |         |
| 9, | Kjersti Plätzer   | NOR | 1:32:42; 10, María Vasco | ESP | 1:33:35; 11, Claudia Iovan | ROU | 1:33:46; 12, Yelena Nikolayeva | RUS | 1:34:10; 13, Hristina Desku | GRE | 1:34:39; 14, Natalya Misyulya | BLR | 1:35:03; 15, Gao Hongmiao | CHN | 1:35:07; 16, Yuan Yufang | MAS | 1:35:31; 17, Irina Stankina | RUS | 1:35:42; 18, Kristina Saltanovič | LTU | 1:35:51; 19, Svetlana Tolstaya | KAZ | 1:35:54; 20, Nora Leksir | FRA | 1:36:17; 21, Elisabetta Perrone | ITA | 1:36:24; 22, Mária Urbanik-Rosza | HUN | 1:36:48; 23, Fatima Ouali | FRA | 1:36:57; 24, Yuka Mitsumori | JPN | 1:37:13; 25, María Guadalupe | MEX | 1:37:31; 26, Teresa Linares | ESP | 1:37:51; 27, Rossella Giordano | ITA | 1:38:06; 28, Anikó Szabenszky | HUN | 1:38:27; 29, Jolanta Dukure | LAT | 1:38:34; 30, Sonata Milušauskaitė | LTU | 1:39:56; 31, Susan Armenta | USA | 1:40:20; 32, Gillian O'Sullivan | IRL | 1:40:33; 33, Melanie Seeger | GER | 1:40:51; 34, Maria del Rosario Sánchez | MEX | 1:41:04; 35, Teresita Collado | GUA | 1:41:12; 36, Geovana Iruستا | BOL | 1:41:17; 37, Hristina Kokotou | GRE | 1:42:50; 38, Danielle Kirk | USA | 1:43:27; 39, Kim Mi-Jung | KOR | 1:46:36 |

**Did not finish:** Larisa Khmel'nitskaya BLR, Celia Marcén ESP, Mónika Pesti HUN, Annarita Sidoti ITA, Norica Cîmpean ROU, Susan Vermeulen RSA & Valentina Savchuk UKR

**Disqualified:** (r230.6a) Olga Kardopoltseva BLR, Ivis Martínez ESA, Graciela Mendoza MEX, Natalya Fedoskina RUS & Joanne Dow USA

China's only medals of the championships came here as Liu Hongyu and Wang Yan entered the stadium well clear of the rest and just two strides apart. Covering the final 5 kilometres in a vicious 22:11, Liu (24) won the inaugural world title at this distance. She had already won the World Cup race earlier in the year in 1:27:32, just 2 sec outside the world record she shared. Wang, who became the youngest ever world record breaker when setting 5000m figures in 1986, aged 14, added a silver to her Olympic bronze of 1996.

The bronze went to a real veteran in 38 year-old Junna-Saxby, 12 years after taking silver; although she thought she was fourth when she finished. Fedoskina, who set a world junior best of 1:27:35 for second in the World Cup, was disqualified when in third place just seven minutes from the finish, while defending champion Sidoti was a non-finisher due to stomach trouble.

**Edmonton 2001****(Aug 9)**

|    |                        |     |                                |     |                                |     |                                      |     |                              |     |                          |     |                           |     |                             |     |                           |          |     |                                   |     |                             |     |                         |     |                          |     |                          |     |                           |     |                            |     |                          |     |                               |     |                           |     |         |
|----|------------------------|-----|--------------------------------|-----|--------------------------------|-----|--------------------------------------|-----|------------------------------|-----|--------------------------|-----|---------------------------|-----|-----------------------------|-----|---------------------------|----------|-----|-----------------------------------|-----|-----------------------------|-----|-------------------------|-----|--------------------------|-----|--------------------------|-----|---------------------------|-----|----------------------------|-----|--------------------------|-----|-------------------------------|-----|---------------------------|-----|---------|
| 1, | Olimpiada Ivanova      | RUS | 1:27:48                        |     |                                |     |                                      |     |                              |     |                          |     |                           |     |                             |     |                           |          |     |                                   |     |                             |     |                         |     |                          |     |                          |     |                           |     |                            |     |                          |     |                               |     |                           |     |         |
| 2, | Valentina Tsybul'skaya | BLR | 1:28.49                        |     |                                |     |                                      |     |                              |     |                          |     |                           |     |                             |     |                           |          |     |                                   |     |                             |     |                         |     |                          |     |                          |     |                           |     |                            |     |                          |     |                               |     |                           |     |         |
| 3, | Elisabetta Perrone     | ITA | 1:28.56                        |     |                                |     |                                      |     |                              |     |                          |     |                           |     |                             |     |                           |          |     |                                   |     |                             |     |                         |     |                          |     |                          |     |                           |     |                            |     |                          |     |                               |     |                           |     |         |
| 4, | Erica Alfridi          | ITA | 1:29:48                        |     |                                |     |                                      |     |                              |     |                          |     |                           |     |                             |     |                           |          |     |                                   |     |                             |     |                         |     |                          |     |                          |     |                           |     |                            |     |                          |     |                               |     |                           |     |         |
| 5, | Maria Vascó            | ESP | 1:30:19                        |     |                                |     |                                      |     |                              |     |                          |     |                           |     |                             |     |                           |          |     |                                   |     |                             |     |                         |     |                          |     |                          |     |                           |     |                            |     |                          |     |                               |     |                           |     |         |
| 6, | Norica Cîmpean         | ROU | 1:30:39                        |     |                                |     |                                      |     |                              |     |                          |     |                           |     |                             |     |                           |          |     |                                   |     |                             |     |                         |     |                          |     |                          |     |                           |     |                            |     |                          |     |                               |     |                           |     |         |
| 7, | Melanie Seeger         | GER | 1:30:41                        |     |                                |     |                                      |     |                              |     |                          |     |                           |     |                             |     |                           |          |     |                                   |     |                             |     |                         |     |                          |     |                          |     |                           |     |                            |     |                          |     |                               |     |                           |     |         |
| 8, | Annarita Sidoti        | ITA | 1:31:40                        |     |                                |     |                                      |     |                              |     |                          |     |                           |     |                             |     |                           |          |     |                                   |     |                             |     |                         |     |                          |     |                          |     |                           |     |                            |     |                          |     |                               |     |                           |     |         |
| 9, | Guadalupe Sánchez      | MEX | 1:32:27; 10, Victoria Palacios | MEX | 1:33:52; 11, Athiná Papagianni | GRE | 1:34:56; 12, Nevena Mineva-Dimitrova | BUL | 1:35:18; 13, Olive Loughnane | IRL | 1:35:24; 14, Kim Mi-Jung | KOR | 1:35:30; 15, Vira Zozulya | UKR | 1:35:32; 16, Geovana Iruستا | BOL | 1:36:50; 17, Anne Haaland | Simonsen | NOR | 1:37:11; 18, Sonata Milušauskaitė | LTU | 1:37:33; 19, Debby Lawrence | USA | 1:37:57; 20, Karen Foan | CAN | 1:38:09; 21, Sofia Avola | POR | 1:39:10; 22, Mara Ibañez | MEX | 1:39:26; 23, Fatima Ouali | FRA | 1:40:16; 24, Kaori Nikaido | JPN | 1:40:57; 25, Jill Zenner | USA | 1:42:43; 26, Teresita Collado | GUA | 1:42:43; 27, Angela Keogh | NFI | 2:08:46 |

**Disqualified:** (r230.6a) Natalya Fedoskina RUS, Susana Feitór POR, Ines Henriques POR, Hristina Kokotou GRE, Liu Hongyu CHN, Yelena Nikolayeva RUS, Gillian O'Sullivan IRL, Kjersti Plätzer NOR, Michelle Rohl USA, Jane Saville AUS, Kerry Saxby-Junna AUS, Maya Sazonova KAZ, Sun Chunfang CHN, Ryoko Tadama JPN & Svetlana Tolstaya KAZ

Ivanova, disqualified after winning silver in 1997, climbed to the top of the walking tree in 2001 with a world best of 1:24:50 before winning in Edmonton. Winning by more than one minute was testimony to the high disqualification rate; a third of the starters were red-carded, though Ivanova herself never received a single warning despite leading all the way. Tsybul'skaya was a clear second and in third place Perrone and Plätzer crossed the line together. Perrone was given the verdict over the Norwegian, who was disqualified anyway.

**Paris 2003****(Aug 24)**

|    |                        |     |                           |     |                           |     |                              |     |                       |     |                                  |     |                          |     |                                   |     |                           |     |                             |     |                           |     |                            |     |                                |     |                                |     |                      |
|----|------------------------|-----|---------------------------|-----|---------------------------|-----|------------------------------|-----|-----------------------|-----|----------------------------------|-----|--------------------------|-----|-----------------------------------|-----|---------------------------|-----|-----------------------------|-----|---------------------------|-----|----------------------------|-----|--------------------------------|-----|--------------------------------|-----|----------------------|
| 1, | Yelena Nikolayeva      | RUS | 1:26:52                   |     |                           |     |                              |     |                       |     |                                  |     |                          |     |                                   |     |                           |     |                             |     |                           |     |                            |     |                                |     |                                |     |                      |
| 2, | Gillian O'Sullivan     | IRL | 1:27:34                   |     |                           |     |                              |     |                       |     |                                  |     |                          |     |                                   |     |                           |     |                             |     |                           |     |                            |     |                                |     |                                |     |                      |
| 3, | Valentina Tsybul'skaya | BLR | 1:28:10                   |     |                           |     |                              |     |                       |     |                                  |     |                          |     |                                   |     |                           |     |                             |     |                           |     |                            |     |                                |     |                                |     |                      |
| 4, | Tatyana Gudkova        | RUS | 1:28:53                   |     |                           |     |                              |     |                       |     |                                  |     |                          |     |                                   |     |                           |     |                             |     |                           |     |                            |     |                                |     |                                |     |                      |
| 5, | Claudia Ştef           | ROU | 1:29:09                   |     |                           |     |                              |     |                       |     |                                  |     |                          |     |                                   |     |                           |     |                             |     |                           |     |                            |     |                                |     |                                |     |                      |
| 6, | Rossella Giordano      | ITA | 1:29:14                   |     |                           |     |                              |     |                       |     |                                  |     |                          |     |                                   |     |                           |     |                             |     |                           |     |                            |     |                                |     |                                |     |                      |
| 7, | Athanasia Tsoumeléka   | GRE | 1:29:34                   |     |                           |     |                              |     |                       |     |                                  |     |                          |     |                                   |     |                           |     |                             |     |                           |     |                            |     |                                |     |                                |     |                      |
| 8, | Melanie Seeger         | GER | 1:29:44                   |     |                           |     |                              |     |                       |     |                                  |     |                          |     |                                   |     |                           |     |                             |     |                           |     |                            |     |                                |     |                                |     |                      |
| 9, | Susana Feitór          | POR | 1:30:15; 10, Elisa Rigaud | ITA | 1:30:34; 11, Jane Saville | AUS | 1:30:51; 12, Olive Loughnane | IRL | 1:30:53; 13, Xu Aihui | CHN | 1:31:34; 14, Kristina Saltanovič | LTU | 1:32:13; 15, Vera Santos | POR | 1:32:43; 16, Sonata Milušauskaitė | LTU | 1:32:58; 17, Vira Zozulya | UKR | 1:33:34; 18, Geovana Iruستا | BOL | 1:33:42; 19, Fatima Ouali | FRA | 1:34:01; 20, Sabine Zimmer | GER | 1:34:08; 21, Barbora Dibelková | CZE | 1:34:44; 22, Svetlana Tolstaya | KAZ | 1:35:11; 23, Daniela |

Cirlan ROU 1:36:02; 24, Joanne Dow USA 1:36:32; 25, Ryoko Tadamasa JPN 1:38:00; 26, Gabrielle Gorst NZL 1:38:51; 27, Monica Svensson SWE 1:39:21; 28, Teresita Collado GUA 1:41:19

**Did not finish:** Maite Gargallo ESP, Olimpiada Ivanova RUS, Elisabetta Perrone ITA, Rosario Sánchez MEX & Maria Vascó ESP

**Disqualified:** (r230.6a) Olga Kardopoltseva BLR, Gao Kelian CHN, Song Hongjuan CHN, Mari Cruz Diaz ESP, Kim Mi-jung KOR, Yufang Yuan MAS, Kjersti Plätzer NOR, Norica Cimpean ROU & Natalya Fedoskina RUS

At her seventh attempt, Nikolayeva became World Champion. The 37 year-old had won a bronze medal (at 10K) in 1995, the year before becoming Olympic Champion. She won in Paris with a championship record and no warnings.

After the first two laps (5K), the Russian was a close third behind O'Sullivan and Perrone. By 10K, she had a 20-second lead which had more than doubled by 15K. O'Sullivan was a clear second from Gudkova, Giordano and Tsybul'skaya. The Belarusian came through for the bronze in a new national record. The 2001 winner Ivanova led out of the stadium but retired after six minutes clutching an injured hamstring.

## Helsinki 2005

### (Aug 7)

|    |                   |     |         |
|----|-------------------|-----|---------|
| 1, | Olimpiada Ivanova | RUS | 1:25:41 |
| 2, | Rita Turova       | BLR | 1:27:05 |
| 3, | Susana Feitór     | POR | 1:28:44 |
| 4, | Maria Vascó       | ESP | 1:28:51 |
| 5, | Barbora Dibelková | CZE | 1:29:05 |
| 6, | Athiná Papayianni | GRE | 1:29:21 |
| 7, | Elisa Rigaudó     | ITA | 1:29:52 |
| 8, | Claudia Ștef      | ROU | 1:30:07 |

9, Song Hongjuan CHN 1:30:32; 10, Yuliya Voyevodina RUS 1:30:34; 11, Melanie Seeger GER 1:31:00; 12, Kristina Saltanovič LTU 1:31:23; 13, Elena Ginko BLR 1:31:36; 14, Ana Maria Groza ROU 1:31:48; 15, Vera Santos POR 1:32:17; 16, Maite Gargallo ESP 1:32:24; 17, Svetlana Tolstaya KAZ 1:32:40; 18, Tatyana Gudkova RUS 1:33:05; 19, Geovana Irusta BOL 1:33:19; 20, Jane Saville AUS 1:33:44; 21, Cheryl Webb AUS 1:33:58; 22, Jolanta Dukure LAT 1:34:24; 23, Sabine Zimmer GER 1:34:24; 24, Maria Galiková SVK 1:34:38; 25, Gisella Orsini ITA 1:35:05; 26, Vira Zozulya UKR 1:35:12; 27, Inês Henriques POR 1:35:44; 28, Maria José Poves ESP 1:36:12; 29, Kim Mi-jung KOR 1:37:01; 30, Sonata Milušauskaitė LTU 1:37:17; 31, Mayumi Kawasaki JPN 1:37:30; 32, Monica Svensson SWE 1:38:11; 33, Graciela Mendoza MEX 1:39:56; 34, Mabel Oncebay PER 1:40:46; 35, Outi Sillanpää FIN 1:41:03

**Did not finish:** Natalya Misyulya BLR, Wang Liping CHN, Miriam Ramón ECU, Sachiko Konishi JPN, Yelena Nikolayeva RUS & Teresa Vaill USA DNF

**Disqualified:** (r230.6a) Gulnara Mammadova AZE, Jiang Jing CHN, Cristina Lopez ESA, Athanasía Tsoumeléka GRE, Evelyn Nuñez GUA, Olive Loughnane IRL

Ivanova, holder of the fastest-ever time (an unratified 1:24:50 in 2001), and teenager Jiang were the early leaders. They passed 5Km in 21:43. Jiang dropped back and was disqualified before halfway, leaving Ivanova (42:54) with a yawning lead of more than a minute over Turova (43:59). Ivanova kept piling on the pace passing 15Km in 64:05 (another 21:11 split), before finishing in an official world record of 1:25:41, beating the Belarusian by 1:25. Feitór won the bronze medal with seven seconds to spare from the fast-closing Vascó. It had not been a good day for Olympic Champions, as 2004 winner Athanasía Tsoumeléka was disqualified when in fourth place with 4Km to go, while defending champion and 1996 Olympic Champion Nikolayeva failed to finish. The youthful-looking Ivanova, mother of a 15 year-old daughter, was the only one of the top six not to set a personal best, yet ironically her record netted her a \$100,000 bonus to go with the \$60,000 awarded to each individual winner in Helsinki.

## Osaka 2007

### (Aug 31)

|    |                    |     |         |
|----|--------------------|-----|---------|
| 1, | Olga Kaniskina     | RUS | 1:30:09 |
| 2, | Tatyana Shemyakina | RUS | 1:30:42 |
| 3, | Maria Vasco        | ESP | 1:30:47 |
| 4, | Kjersti Plätzer    | NOR | 1:31:24 |
| 5, | Susana Feitor      | POR | 1:32:01 |

|    |                |     |         |
|----|----------------|-----|---------|
| 6, | Claudia Ștef   | ROU | 1:32:47 |
| 7, | Inês Henriques | POR | 1:33:06 |
| 8, | Sabine Zimmer  | GER | 1:33:23 |

9, Tatyana Sibileva RUS 1:33:29; 10, Mayumi Kawasaki JPN 1:33:35; 11, Vera Santos POR 1:34:28; 12, Maria José Poves ESP 1:35:06; 13, Beatriz Pascual ESP 1:35:13; 14, Melanie Seeger GER 1:35:30; 15, Song Hongjuan CHN 1:35:44; 16, Yelena Ginko BLR 1:35:59; 17, Olive Loughnane IRL 1:36:00; 18, Zuzana Malíková SVK 1:36:26; 19, Liu Hong CHN 1:36:40; 20, Barbora Dibelková CZE 1:36:45; 21, Marie Polli SUI 1:36:54; 22, Sonata Milušauskaitė LTU 1:37:28; 23, Sylwia Korzeniowska POL 1:37:38; 24, Mária Gálíková SVK 1:38:54; 25, Johanna Jackson GBR 1:39:34; 26, Kim Mi-jung KOR 1:41:33; 27, Masumi Fuchise JPN 1:41:49; 28, Svetlana Tolstaya KAZ 1:41:54; 29, Yadirá Guamán ECU 1:42:17; 30, Tania Spindler BRA 1:43:56; 31, Sandra Zapata COL 1:44:42; 32, Yeliz Ay TUR 1:45:52; 33, Geovana Irusta BOL 1:47:15

**Did not finish:** Jiang Jing CHN; Athanasía Tsoumeléka GRE; Elisa Rigaudó ITA; Jolanta Dukure LAT & Olimpiada Ivanova RUS

**Disqualified:** (r230.6a) Jane Saville AUS; Miriam Ramón ECU; Ryoko Sakakura JPN & Teresa Vaill USA

In wet, hot (29°C) and humid (70%) conditions, Kaniskina dominated the event, leading Shemyakina by 20 seconds at 5Km (22:21), and almost doubling the margin to 44 seconds at halfway (44:33). Shemyakina was, in turn, almost half a minute clear of Vasco (45:53). The order remained the same for the rest of the race, with Kaniskina slowing up only in the last quarter, covered in 23:23. She won by 33 seconds from Shemyakina, while Vasco closed up to finish only five seconds behind the number two Russian. Fastest of all in the closing stages was Plätzer, whose final 5Km took just 22:38. The European Champion from Belarus, Rita Turova, had two sub 1:28 clockings in 2007 and the European Cup title under her belt, but scratched from the event for medical reasons.

## X

## Berlin 2009

### (Aug 16)

|    |                     |     |         |
|----|---------------------|-----|---------|
| 1, | Olive Loughnane     | IRL | 1:28:58 |
| 2, | Liu Hong            | CHN | 1:29:10 |
| 3, | Anisya Kirdyapkina  | RUS | 1:30:09 |
| 4, | Vera Santos         | POR | 1:30:35 |
| 5, | Beatriz Pascual     | ESP | 1:30:40 |
| 6, | Masumi Fuchise      | JPN | 1:31:15 |
| 7, | Kristina Saltanovič | LTU | 1:31:23 |
| 8, | Elisa Rigaudó       | ITA | 1:31:52 |

9, Susana Feitór POR 1:32:42; 10, Inês Henriques POR 1:32:51; 11, Kumi Otoshi JPN 1:33:05; 12, Larisa Yemelyanova RUS 1:34:31; 13, Vera Sokolova RUS 1:34:55; 14, Snezhana Yurchenko BLR 1:34:57; 15, Ana Maria Groza ROU 1:35:19; 16, Valentina Trapletti ITA 1:35:33; 17, Yang Mingxia CHN 1:35:42; 18, Zuzana Schindlerová CZE 1:35:47; 19, Tânia Spindler BRA 1:35:51; 20, Evaggelia Xinou GRE 1:35:56; 21, Jess Rothwell AUS 1:36:01; 22, Claudia Ștef ROU 1:36:09; 23, Brigita Virbalyté LTU 1:36:28; 24, Marie Polli SUI 1:36:44; 25, Zuzana Malíková SVK 1:37:47; 26, Claire Tallent AUS 1:38:12; 27, Agnieszka Dygacz POL 1:38:36; 28, Alessandra Picagevicz BRA 1:38:50; 29, Geovana Irusta BOL 1:39:16; 30, Chaima Trabelsi TUN 1:39:50; 31, Svetlana Tolstaya KAZ 1:40:41; 32, Johana Ordóñez ECU 1:42:57; 33, Anamaria Greceanu ROU 1:43:35; 34, Rachel Lavallée CAN 1:45:45; 35, Olga Yakovenko UKR 1:45:55; 36, Cristina López ESA 1:47:33

**Did not finish:** Maria Vasco ESP, Sabine Krantz GER, Mária Gálíková SVK & Teresa Vaill USA

**Disqualified:** (r230.6a) Cheryl Webb AUS, Yang Yawei CHN, Johanna Jackson GBR, Mariá Hatzipanayiotídou GRE, Mayumi Kawasaki JPN, Kjersti Plätzer NOR & Monica Svensson SWE

**Disqualified:** (r40.9) Olga Kaniskina RUS (1:28:09)

Kaniskina was the clear favourite, having won comfortably in Osaka in 2007, and Beijing 2008. The Russian followed the pace for a quarter of the race, reaching 5Km in 23:20. Shortly after she took the lead, covering the next two 5Km stretches in 21:38 and 21:24 to lead by almost a minute from Loughnane and Hong.

Loughnane won the battle for second, beating Liu by 12 seconds in 1:28:58, gaining 17 seconds on Kaniskina in the last quarter of the race. The temperature, which rose from 27° at the start of the race to 30° by the end, was the prime factor in keeping the time as the slowest winning effort since 1999.

In January 2015, the Russian Anti-Doping Agency banned Kaniskina because of anomalies in her biological passport. They announced a three-year suspension for her backdated to 2012. Kaniskina's results over two separate intervals in 2009 and 2011 were



also annulled. Those periods included the Berlin and Daegu World Championships, but the IAAF subsequently filed an appeal with the Court of Arbitration for Sport regarding the “selective disqualification of results applied by RUSADA” to Kaniskina and five other Russians. The CAS upheld the IAAF’s appeal and in March 2016 it was confirmed a three year and two month ban to December 2015 and disqualification all competitive results since August 15, 2009. All of which meant that Loughnane became Ireland’s second female World Champion besides Sonia O’Sullivan.

## X Daegu 2011

### (Aug 31)

|  |                            |        |         |         |
|--|----------------------------|--------|---------|---------|
| 1,   | Liu Hong                   | CHN    | 1:30:00 |         |
| 2,   | Anisya Kiryapkina          | RUS    | 1:30:13 |         |
| 3,   | Elisa Rigaud               | ITA    | 1:30:44 |         |
| 4,   | Qieyang Shenjie            | CHN    | 1:31:14 |         |
| 5,   | Susana Feitor              | POR    | 1:31:26 |         |
| 6,   | Ana Cabecinha              | POR    | 1:31:36 |         |
| 7,   | Kristina Saltanovič        | LTU    | 1:31:40 |         |
| 8,   | Beatriz Pascual            | ESP    | 1:31:46 |         |
| 9,   | Inês Henriques             | POR    | 1:32:06 |         |
| 10,  | Vera Sokolova              | RUS    | 1:32:13 |         |
| 11,  | Olena Shumkina             | UKR    | 1:32:17 |         |
| 12,  | Maria Vasco                | ESP    | 1:32:42 |         |
| 13,  | Gao Ni                     | CHN    | 1:32:49 |         |
| 14,  | Regan Lamble               | AUS    | 1:33:38 |         |
| 15,  | Olive Loughnane            | IRL    | 1:34:02 |         |
| 16,  | Nastassia Yatskevich       | BLR    | 1:34:09 |         |
| 17,  | Jamy Franco                | GUA    | 1:34:36 |         |
| 18,  | Kumi Otoshi                | JPN    | 1:34:37 |         |
| 19,  | Claire Tallent             | AUS    | 1:34:46 |         |
| 20,  | Mayumi Kawasaki            | JPN    | 1:35:03 |         |
| 21,  | Johanna Jackson            | GBR    | 1:35:32 |         |
| 22,  | Nadiya Borovska            | UKR    | 1:35:38 |         |
| 23,  | Lucie Pelantová            | CZE    | 1:35:45 |         |
| 24,  | Jeon Yong-Eun              | KOR    | 1:35:52 |         |
| 25,  | Claudia Ștef               | ROU    | 1:36:55 |         |
| 26,  | Agnese Pastare             | LAT    | 1:37:48 |         |
| 27,  | Brigita Virbalytė-Dimšienė | LTU    | 1:38:39 |         |
| 28,  | Maria Michta               | USA    | 1:38:54 |         |
| 29,  | Mária Czaková              | SVK    | 1:39:07 |         |
| 30,  | Arabelly Orjuela           | COL    | 1:39:28 |         |
| 31,  | Ingrid Hernández           | COL    | 1:39:53 |         |
| 32,  | Zuzana Schindlerová        | CZE    | 1:39:57 |         |
| 33,  | Marie Polli                | SUI    | 1:40:28 |         |
| 34,  | Milángela Rosales          | VEN    | 1:40:49 |         |
| 35,  | Rachel Lavallée            | Seaman | CAN     | 1:43:31 |
| 36,  | Grace Njue                 | KEN    | 1:43:59 |         |
| 37,  | Yadira Guamán              | ECU    | 1:45:15 |         |
| 38,  | Chaima Trabelsi            | TUN    | 1:46:29 |         |
| <b>Did not finish:</b> Sabine Krantz GER; Melanie Seeger GER; Masumi Fuchise JPN   |                            |        |         |         |
| <b>Disqualified:</b> (r230.6a) Claudia Balderrama BOL; Maria José Poves ESP; Viktória Madarász HUN; Neringa Aidietytė LTU; Maria Guadalupe Sánchez MEX; Olga Iakovenko UKR |                            |        |         |         |
| <b>Disqualified:</b> (r40.9) Olga Kaniskina RUS (1:29:42); Tatyana Mineyeva RUS (1:34:08); Semiha Mutlu TUR (DNF)  |                            |        |         |         |

Aiming to be the first three-time winner in the event (or so we thought) Kaniskina stayed within the pack of 13 through halfway (46:16) before increasing the pace with a third 5Km of 21:47. At that point her lead over Kiryapkina was five seconds. Liu, in third place just three seconds behind Kiryapkina, got clear of the second Russian to clock 1:30:00, but finished 18 seconds behind the diminutive (1.60m/43kg) Kaniskina. In sixth place (eventually fifth) was Feitor, the only athlete to have competed in 11 World Championships, her best position being third in 2005.

Kaniskina supposedly broke the “curse” of the Daegu daily programme. The cover stars for the first four days of the competition – Steve Hooker, Usain Bolt, Dayron Robles and Yelena Isinbaeva – all failed to win medals. From March 2016, for reasons set out in the report for 2009, Kaniskina could no longer be regarded as a medallist.

## Moscow 2013

### (Aug 13)

|     |                            |     |         |
|-----|----------------------------|-----|---------|
| 1,  | Yelena Lashmanova          | RUS | 1:27:08 |
| 2,  | Anisya Kiryapkina          | RUS | 1:27:11 |
| 3,  | Liu Hong                   | CHN | 1:28:10 |
| 4,  | Sun Huanhuan               | CHN | 1:28:32 |
| 5,  | Elisa Rigaud               | ITA | 1:28:41 |
| 6,  | Beatriz Pascual            | ESP | 1:29:00 |
| 7,  | Anežka Drahotová           | CZE | 1:29:05 |
| 8,  | Ana Cabecinha              | POR | 1:29:17 |
| 9,  | Julia Takács               | ESP | 1:29:25 |
| 10, | Eleonora Giorgi            | ITA | 1:30:01 |
| 11, | Inês Henriques             | POR | 1:30:28 |
| 12, | Lyudmyla Olyanovska        | UKR | 1:30:48 |
| 13, | Antonella Palmisano        | ITA | 1:30:50 |
| 14, | Mayra Carolina Herrera     | GUA | 1:30:59 |
| 15, | Qieyang Shenjie            | CHN | 1:31:15 |
| 16, | Hanna Drabenia             | BLR | 1:31:16 |
| 17, | Vera Santos                | POR | 1:31:36 |
| 18, | Lorena Luaces              | ESP | 1:31:43 |
| 19, | Olena Shumkina             | UKR | 1:31:54 |
| 20, | Brigita Virbalytė-Dimšienė | LTU | 1:31:58 |
| 21, | Kristina Saltanovič        | LTU | 1:32:11 |
| 22, | Sandra Arenas              | COL | 1:32:25 |
| 23, | Agnese Pastare             | LAT | 1:32:30 |
| 24, | Nastassia Yatskevich       | BLR | 1:32:31 |
| 25, | Yanelli Caballero          | MEX | 1:32:37 |
| 26, | Kumi Otoshi                | JPN | 1:32:44 |

27, Paola Pérez ECU 1:33:03; 28, Masumi Fuchise JPN 1:33:13; 29, Paulina Buziak POL 1:33:30; 30, Laura Reynolds IRL 1:33:39; 31, Antigóni Drisbióti GRE 1:33:42; 32, Sandra Galvis COL 1:33:49; 33, Maria Michta USA 1:33:51; 34, Kimberley García PER 1:33:57; 35, Laura Polli SUI 1:34:07; 36, Viktória Madarász HUN 1:34:10; 37, Galina Kichigina KAZ 1:34:18; 38, Khushbir Kaur IND 1:34:28; 39, Jeon Yeong-Eun KOR 1:34:29; 40, Neringa Aidietytė LTU 1:34:32; 41, Anita Kažemáka LAT 1:34:37; 42, Erin Gray USA 1:34:38; 43, Agnieszka Dygacz POL 1:34:42; 44, Tanya Holliday AUS 1:35:18; 45, Wendy Cornejo BOL 1:36:06; 46, Anne Halkivaha FIN 1:36:17; 47, Nguyen Thi Thanh Phuc VIE 1:36:27; 48, Marie Polli SUI 1:36:31; 49, Angela Castro BOL 1:36:33; 50, Mária Czaková SVK 1:36:34; 51, Monica Equihua MEX 1:36:46; 52, Katarzyna Kwoka POL 1:36:54; 53, Jess Rothwell AUS 1:38:03; 54, Sholpan Kozhakhmetova KAZ 1:38:09; 55, Olga Yakovenko UKR 1:39:58; 56, Lucie Pelantová CZE 1:40:23

**Did not finish:** Mária Gálíková SVK

**Disqualified:** (r230.6a) Mirna Ortiz GUA; Lizbeth Silva MEX; Vera Sokolova RUS; Miranda Melville USA

**Disqualified:** (r40.1) Ayman Kozhakhmetova KAZ (1:33:00)

The early pace was set by Rigaud and Drahotová, as 5Km was passed in 23:17, with Olympic Champion Lashmanova seven seconds behind. The gap was the same at halfway, with the 18 year-old Czech walker timed in 45:20, a second ahead of Rigaud, Lashmanova and Kiryapkina. The Russian pair applied pressure over the next quarter of the race, covering that section in 21:27 and accumulating a five-second lead over Rigaud at 15Km. In sixth place was the third Russian Sokolova, who then scythed through the field towards a bronze medal, but was disqualified on reaching the stadium.

Meanwhile, Lashmanova had broken away from Kiryapkina with a 19th kilometre in 3:58 (1:19:20 pace), but lost a lot of her advantage when becoming confused about the location of the finish when inside the stadium. “The judges didn’t really explain to us that we should do one more lap,” was her excuse.

Behind the Russians, the battle for bronze was won by Liu, winning her third consecutive World Championship medal. For Lashmanova it was the final gold medal in an annual sequence of five, the previous four being World Youth 2009, World Junior 2010, European Junior 2011 and Olympic Games 2013. In January 2014 she tested positive for a performance-enhancing drug and was banned for two years.

## Beijing 2015

### (Aug 28)

|   |                            |     |         |
|---|----------------------------|-----|---------|
| 1,  | Liu Hong                   | CHN | 1:27:45 |
| 2,  | Lu Xiuzhi                  | CHN | 1:27:45 |
| 3,  | Lyudmyla Olyanovska        | UKR | 1:28:13 |
| 4,  | Ana Cabecinha              | POR | 1:29:29 |
| 5,  | Antonella Palmisano        | ITA | 1:29:34 |
| 6,  | Erica de Sena              | BRA | 1:30:06 |
| 7,  | Brigita Virbalytė-Dimšienė | LTU | 1:30:20 |
| 8,  | Anežka Drahotová           | CZE | 1:30:32 |
| 9,  | Alejandra Ortega           | MEX | 1:31:04 |
| 10,   | Maria José Poves           | ESP | 1:31:06 |
| 11,   | Nadiya Borovska            | UKR | 1:31:18 |
| 12,   | Mirna Ortiz                | GUA | 1:31:32 |
| 13,   | Rachel Seaman              | CAN | 1:31:39 |
| 14,   | Raquel González            | ESP | 1:32:00 |
| 15,   | Viktória Madarász          | HUN | 1:32:01 |
| 16,   | Paola Pérez                | ECU | 1:32:12 |
| 17,   | Nie Jingjing               | CHN | 1:32:40 |
| 18,   | Alana Barber               | NZL | 1:33:20 |
| 19,   | Sandra Arenas              | COL | 1:33:24 |
| 20,   | Maria Michta-Coffey        | USA | 1:33:24 |
| 21,   | Vera Santos                | POR | 1:34:01 |
| 22,   | Wendy Cornejo              | BOL | 1:34:12 |
| 23,   | Inês Henriques             | POR | 1:34:47 |
| 24,   | Claudia Ștef               | ROU | 1:34:51 |
| 25,   | Kumiko Okada               | JPN | 1:34:56 |
| 26,   | Miranda Melville           | USA | 1:35:19 |
| 27,   | Jeon Yang-Eun              | KOR | 1:35:48 |
| 28,   | Maritza Rafaela Poncio     | GUA | 1:35:53 |
| 29,   | Cisiane Lopes              | BRA | 1:36:06 |
| 30,   | Mária Czaková              | SVK | 1:36:08 |
| 31,   | Emilie Menuet              | FRA | 1:36:17 |
| 32,   | Laura García-Caro          | ESP | 1:36:22 |
| 33,   | Laura Polli                | SUI | 1:36:26 |
| 34,   | Rachel Tallent             | AUS | 1:36:27 |
| 35,   | Lee Jeong-Eun              | KOR | 1:36:52 |
| 36,   | Lucie Pelantová            | CZE | 1:38:34 |
| 37,   | Khushbir Kaur              | IND | 1:38:53 |
| 38,   | Agnieszka Dygacz           | POL | 1:39:06 |
| 39,   | Mayra Carolina Herrera     | GUA | 1:39:23 |
| 40,   | Marie Polli                | SUI | 1:39:49 |
| 41,   | Mária Gálíková             | SVK | 1:40:06 |
| 42,   | Olena Shumkina             | UKR | 1:41:30 |
| <b>Did not finish:</b> Kimberley García PER   |                            |     |         |
| <b>Disqualified:</b> (r230.6a) Bekki Smith AUS; Claudia Balderrama BOL; Neringa Aidietytė LTU; Sapana Sapana IND; Eleonora Giorgi ITA; Elisa Rigaud ITA |                            |     |         |

Liu and Lu were the only contenders to have ducked under 1:26 during 2015, and they led throughout the race. At 5Km (22:24), only Drahotová was in touch, and by halfway (44:19) the Chinese duo led by 26 seconds. Olyanovska gained a few seconds on the leading pair in the next quarter, but then Liu/Lu finished off with the fastest 5K section – 21:21. Liu held off Lu as the younger athlete appeared unworried to place second to her more experienced compatriot.

## 10 &amp; 20 KILOMETRES, 10,000 METRES WALK

## Multiple Medallists:

|   |                        |     |                        |
|---|------------------------|-----|------------------------|
| 4 | Liu Hong               | CHN | 09-2, 11-1, 13-3, 15-1 |
| 3 | Valentina Tsybul'skaya | BLR | 97-3, 01-2, 03-3       |
|   | Anisya Kir'yapkina     | RUS | 09-3, 11-2, 13-2       |
| 2 | Kerry Junna-Saxby      | AUS | 87-2, 99-3             |
|   | Sari Essayah           | FIN | 91-3, 93-1             |
|   | Yelena Nikolayeva      | RUS | 95-3, 03-1             |
|   | Elisabetta Perrone     | ITA | 95-2, 01-3             |
|   | Olimpiada Ivanova      | RUS | 01-1, 05-1             |

## Most Finals:

|   |            |  |                              |
|---|------------|--|------------------------------|
| 5 | Nikolayeva |  | 87-5, 93-7, 95-3, 97-9, 03-1 |
|---|------------|--|------------------------------|

## Most Appearances:

|    |               |     |   |
|----|---------------|-----|---|
| 11 | Susana Feitór | POR | 91-17, 93-11, 95-17, 97-11h1, 99-4, 01-dq, 03-9, 05-3, 07-5, 09-9, 11-5 |
|----|---------------|-----|---|

## National Placings:

|               | 1         | 2         | 3         | 4         | 5         | 6         | 7         | 8         | Points     |
|---------------|-----------|-----------|-----------|-----------|-----------|-----------|-----------|-----------|------------|
| RUS           | 6         | 3         | 2         | 1         | 1         | -         | 1         | 1         | 93         |
| CHN           | 3         | 3         | 2         | 3         | -         | -         | 2         | 2         | 78         |
| ITA           | 1         | 2         | 2         | 2         | 3         | 3         | 2         | 2         | 71         |
| POR           | -         | -         | 1         | 3         | 2         | 1         | 1         | 1         | 35         |
| ESP           | -         | -         | 2         | 2         | 2         | 1         | -         | 1         | 34         |
| BLR           | -         | 3         | 2         | -         | -         | -         | -         | -         | 33         |
| URS           | 2         | -         | -         | 1         | 1         | -         | -         | -         | 25         |
| FIN           | 1         | -         | 1         | 1         | -         | -         | -         | -         | 19         |
| AUS           | -         | 1         | 1         | -         | 1         | -         | 1         | -         | 19         |
| IRL           | 1         | 1         | -         | -         | -         | -         | -         | -         | 15         |
| ROU           | -         | -         | -         | -         | 1         | 2         | -         | 1         | 11         |
| SWE           | -         | 1         | -         | -         | -         | 1         | -         | -         | 10         |
| GER           | -         | -         | -         | -         | 1         | -         | 1         | 2         | 8          |
| POL           | -         | -         | -         | -         | 1         | 1         | -         | -         | 7          |
| CZE           | -         | -         | -         | -         | 1         | -         | 1         | 1         | 7          |
| UKR           | -         | -         | 1         | -         | -         | -         | -         | -         | 6          |
| LTU           | -         | -         | -         | -         | -         | -         | 3         | -         | 6          |
| NOR           | -         | -         | -         | 1         | -         | -         | -         | -         | 5          |
| GRE           | -         | -         | -         | -         | -         | 1         | 1         | -         | 5          |
| HUN           | -         | -         | -         | -         | -         | 1         | 1         | -         | 5          |
| BRA           | -         | -         | -         | -         | -         | 1         | -         | -         | 3          |
| JPN           | -         | -         | -         | -         | -         | 1         | -         | -         | 3          |
| MEX           | -         | -         | -         | -         | -         | 1         | -         | -         | 3          |
| CAN           | -         | -         | -         | -         | -         | -         | -         | 1         | 1          |
| KAZ           | -         | -         | -         | -         | -         | -         | -         | 1         | 1          |
| LAT           | -         | -         | -         | -         | -         | -         | -         | 1         | 1          |
| <b>Totals</b> | <b>14</b> | <b>14</b> | <b>14</b> | <b>14</b> | <b>14</b> | <b>14</b> | <b>14</b> | <b>14</b> | <b>504</b> |

|     |  |
|-----|--|
| URS | Lyudmila Kondratyeva, Yelena Vinogradova, Irina Olkhovnikova, Olga Antonova    |
| FRA | Marie-France Loyal, Marie-Christine Cazier, Rose-Aimée Bacoul, Liliane Gaschet |
| TCH | Jarmila Strejcková, Štěpánka Sokolová, Radislava Soborová, Eva Murková         |

## First round (First 3 &amp; 2 fastest to final) (Aug 10)

Heat 1: 1, Great Britain & NI 43.06; 2, Bulgaria 43.19; 3, USSR 43.51; 4, Czechoslovakia 43.89; (non-qualifiers) 5, FRG 44.21; 6, Italy 44.46; 7, Finland 44.77; 8, Denmark 45.04

## Teams:

|     |   |
|-----|---|
| GBR | Joan Baptiste, Kathy Cook, Beverley Callender, Shirley Thomas               |
| BUL | Ginka Zagorcheva, Aneliya Nuneva, Nadezhda Georgieva, Pepa Pavlova          |
| URS | Lyudmila Kondratyeva, Yelena Vinogradova, Irina Olkhovnikova, Olga Antonova |
| TCH | Jarmila Strejcková, Štěpánka Sokolová, Radislava Soborová, Eva Murková      |
| FRG | Monika Hirsch, Elke Vollmer, Michaela Schabinger, Ute Thimm                 |
| ITA | Carla Mercurio, Erika Rossi, Daniela Ferrian, Marisa Masullo                |
| FIN | Sisko Markkanen, Helinä Marjamaa, Margaretta Honkaharju, Riitta Ketonen     |
| DEN | Britt Hansen, Helle Theil, Lisbet Nissen-Petersen, Dorthe A. Rasmussen      |

Heat 2: 1, GDR 42.59; 2, Jamaica 43.10; 3, France 43.52; 4, Canada 44.19; (non-qualifiers) 5, United States 44.20; 6, Bahamas 44.76; 7, Ghana 47.51

## Teams:

|     |  |
|-----|--|
| GDR | Silke Gladisch, Marita Koch, Ingrid Auerswald, Marlies Göhr                    |
| JAM | Leleith Hodges, Jacqueline Pusey, Juliet Cuthbert, Merlene Ottey               |
| FRA | Marie-France Loyal, Marie-Christine Cazier, Rose-Aimée Bacoul, Liliane Gaschet |
| CAN | Angela Bailey, Marita Payne, Tanya Brothers, Molly Killingbeck                 |
| USA | Alice Brown, Diane Williams, Chandra Cheeseborough, Randy Givens               |
| BAH | Shonel Ferguson, Pauline Davis, Whelma Colebrooke, Oralee Fowler               |
| GHA | Grace Armah, Mercy Addy, Elizabeth Wilson, Mary Mensah                         |

## X

## Rome 1987

## Final (Sep 6)

|                   |               |            |
|-------------------|---------------|------------|
| 1, <sup>[5]</sup> | United States | 41.58      |
| 2, <sup>[6]</sup> | GDR           | 41.95      |
| 3, <sup>[4]</sup> | USSR          | 42.33      |
| 4, <sup>[2]</sup> | Bulgaria      | 42.71      |
| 5, <sup>[7]</sup> | FRG           | 43.20      |
| 6, <sup>[1]</sup> | Cuba          | 43.66      |
| 7, <sup>[8]</sup> | France        | 43.75      |
| <sup>[3]</sup>    | Canada        | DQ (43.26) |

Rightful finalists: Nigeria

The GDR faced tough opposition from the USA, and their cause was not helped by the injury to Heike Drechsler the day before the heats. The world 200m record holder was unable to take her place on the team. The GDR won their heat but were precisely one second slower than the USA's time in the other preliminary race.

In the final, the GDR took the lead on the first leg through individual winner Gladisch. Oschkenat kept that advantage down the back-straight, but the United States went in front after a scintillating bend by the glamorous Florence Griffith. Pam Marshall extended the US lead on the anchor, running away from Marlies Göhr.

## Teams &amp; unofficial splits where known:

|     |  |
|-----|--|
| USA | Alice Brown, Diane Williams, Florence Griffith, Pam Marshall 10.11       |
| GDR | Silke Gladisch, Cornelia Oschkenat, Kerstin Behrendt, Marlies Göhr 10.41 |
| URS | Irina Slyusar, Natalya Pomoshchnikova, Natalya German, Olga Antonova     |
| BUL | Ginka Zagorcheva, Aneliya Nuneva, Nadezhda Georgieva, Valya Demireva     |
| FRG | Silke Knoll, Ulrike Sarvari, Andrea Thomas, Ute Thimm                    |
| CUB | Eusebia Riquelme, Aliuska López, Susana Armenteros, Liliana Allen        |
| FRA | Françoise Leroux, Marie-Christine Cazier, Laurence Bily, Muriel Leroy    |
| CAN | Angela Bailey, Angela Phipps, Angella Issajenko, Keturah Anderson        |

## First round (First 3 &amp; 2 fastest to final) (Sep 5)

Heat 1: 1, GDR 42.96; 2, FRG 43.32; 3, Bulgaria 43.50; (non-qualifiers) 4, Nigeria 43.95; 5, Ghana 44.28; Canada DQ (41.1) (43.30); Brazil DNS

## Teams:

|     |  |
|-----|--|
| GDR | Silke Gladisch, Cornelia Oschkenat, Kerstin Behrendt, Marlies Göhr |
| FRG | Silke Knoll, Ulrike Sarvari, Andrea Thomas, Ute Thimm              |

## 4 x 100 Metres Relay

## Helsinki 1983

## Final (Aug 10)

|                   |                    |       |
|-------------------|--------------------|-------|
| 1, <sup>[3]</sup> | GDR                | 41.76 |
| 2, <sup>[8]</sup> | Great Britain & NI | 42.71 |
| 3, <sup>[2]</sup> | Jamaica            | 42.73 |
| 4, <sup>[6]</sup> | Bulgaria           | 42.93 |
| 5, <sup>[7]</sup> | Canada             | 43.05 |
| 6, <sup>[4]</sup> | USSR               | 43.22 |
| 7, <sup>[1]</sup> | France             | 43.40 |
| 8, <sup>[5]</sup> | Czechoslovakia     | 43.78 |

With the United States team – minus Evelyn Ashford – missing the final after nearly dropping the baton, the GDR looked unbeatable.

However, in the final, Gladisch committed a false start, and at the second time of asking Canada were away best. On the second leg, the GDR took control through Koch and individual champion Göhr had a decisive lead on the final changeover.

The real battle was for the silver and bronze. On the outside lane, Britain's Thomas sprinted clear of Bulgaria and just held off Jamaica's Ottey for second place.

## Teams:

|     |  |
|-----|--|
| GDR | Silke Gladisch, Marita Koch, Ingrid Auerswald, Marlies Göhr        |
| GBR | Joan Baptiste, Kathy Cook, Beverley Callender, Shirley Thomas      |
| JAM | Leleith Hodges, Jacqueline Pusey, Juliet Cuthbert, Merlene Ottey   |
| BUL | Ginka Zagorcheva, Aneliya Nuneva, Nadezhda Georgieva, Pepa Pavlova |
| CAN | Angela Bailey, Marita Payne, Tanya Brothers, Molly Killingbeck     |

|     |  |
|-----|--|
| BUL | Ginka Zagorcheva, Aneliya Nuneva, Nadezhda Georgieva, Valya Demireva |
| NGR | Beatrice Utundu, Tina Iheagwam, Mary Onyali, Falilat Ogunkoya        |
| GHA | Mercy Addy, Dinah Yankey, Cynthia Quarkey, Martha Appiah             |
| BRA | Inés Ribeiro, Claudilea dos Santos, Sheila dos Santos, Cleide Amaral |
| CAN | Angela Bailey, Angela Phipps, Angella Issajenko DQ, Keturah Anderson |

**Heat 2:** 1, United States 41.96; 2, USSR 42.47; 3, Cuba 43.53; 4, France 43.59; (non-qualifiers) 5, Great Britain & NI 44.21; 6, Italy 44.49; 7, India 46.32

**Teams:**

|     |   |
|-----|---|
| USA | Alice Brown, Diane Williams, Florence Griffith, Pam Marshall          |
| URS | Irina Slyusar, Natalya Pomoshchnikova, Natalya German, Olga Antonova  |
| CUB | Eusebia Riquelme, Aliuska López, Susana Armenteros, Liliana Allen     |
| FRA | Françoise Leroux, Marie-Christine Cazier, Laurence Bily, Muriel Leroy |
| GBR | Eleanor Cohen, Joan Baptiste, Wendy Hoyte, Paula Dunn                 |
| ITA | Rita Angotzi, Patrizia Lombardo, Annarita Balzani, Marisa Masullo     |
| IND | Ashwini Nachappa, Vandana Shanbag, Sany Joseph, Vandana Rao           |

---

## Tokyo 1991

**Final (Sep 1)**

|        |           |       |
|--------|-----------|-------|
| 1, [5] | Jamaica   | 41.94 |
| 2, [6] | USSR      | 42.20 |
| 3, [3] | Germany   | 42.33 |
| 4, [4] | Nigeria   | 42.77 |
| 5, [2] | France    | 43.34 |
| 6, [8] | Cuba      | 43.75 |
| 7, [7] | Italy     | 43.76 |
| 8, [1] | Australia | 43.79 |

The United States' chequered record in this event continued when their baton was dropped on the first changeover in the heats. This meant that the great Evelyn Ashford missed her final chance for a World Championship medal. The title went to a country which had more than its fair share of relay troubles in the past – Jamaica.

Germany – after an easy 41.91 in the heats – were favourites to win the final. Breuer and Krabbe gave their team an expected lead. They lost some of this on the third leg, but their hopes of winning vanished when anchor runner Drechsler started too early. She had to slow down and look round to collect the baton before the end of the zone. In the process, she lost the advantage she needed over the USSR and Jamaica. Privalova hit the front, only to be passed by the long-striding Ottey. After her disappointment in the individual events, this was one of the most popular victories in Tokyo.

**Teams:**

|     |   |
|-----|---|
| JAM | Dahlia Duhaney, Juliet Cuthbert, Beverley McDonald, Merlene Ottey       |
| URS | Natalya Kovtun, Galina Malchugina, Yelena Vinogradova, Irina Privalova  |
| GER | Grit Breuer, Katrin Krabbe, Sabine Richter, Heike Drechsler             |
| NGR | Beatrice Utundu, Rufina Ubah, Christy Opara-Thompson, Mary Onyali       |
| FRA | Laurence Bily, Maguy Nestoret, Valérie Jean-Charles, Marie-José Pérec   |
| CUB | Eusebia Riquelme, Aliuska López, Julia Duporty, Liliana Allen           |
| ITA | Marisa Masullo, Donatella Dal Bianco, Daniela Ferriani, Rossella Tarolo |
| AUS | Monique Dunstan, Kathy Sambell, Melissa Moore, Kerry Johnson            |

**First round (First 3 & 2 fastest to final) (Aug 31)**

**Heat 1:** 1, Jamaica 42.63; 2, Nigeria 42.72; 3, USSR 42.78; 4, France 43.05; 5, Australia 43.34; (non-qualifiers) 6, Great Britain & NI 43.43; 7, Bulgaria 44.17

**Teams:**

|     |  |
|-----|--|
| JAM | Dahlia Duhaney, Juliet Cuthbert, Beverley McDonald, Merlene Frazer           |
| NGR | Beatrice Utundu, Rufina Ubah, Christy Opara-Thompson, Mary Onyali            |
| URS | Natalya Kovtun, Galina Malchugina, Yelena Vinogradova, Irina Privalova       |
| FRA | Laurence Bily, Maguy Nestoret, Valérie Jean-Charles, Marie-José Pérec        |
| AUS | Monique Dunstan, Kathy Sambell, Melissa Moore, Kerry Johnson                 |
| GBR | Stephanie Douglas, Beverly Kinch, Simone Jacobs, Paula Thomas                |
| BUL | Petya Pendareva, Tsvetanka Ilieva, Nadezhda Georgieva, Valya Demireva Valova |

**Heat 2:** 1, Germany 41.91; 2, Cuba 43.31; 3, Italy 43.71; (non-qualifiers) 4, Finland 43.73; 5, Spain 44.08; 6, Japan 44.85; United States DNF

**Teams:**

|     |   |
|-----|---|
| GER | Grit Breuer, Katrin Krabbe, Sabine Richter, Heike Drechsler             |
| CUB | Eusebia Riquelme, Aliuska López, Julia Duporty, Liliana Allen           |
| ITA | Marisa Masullo, Donatella Dal Bianco, Daniela Ferriani, Rossella Tarolo |
| FIN | Maeja Tennivaara, Sisko Hanhijoki, Sanna Hernesniemi, Miina Painilainen |
| ESP | Patricia Morales, Cristina Castro, Carmen Garcia, Sandra Myers          |
| JPN | Noriko Masaki, Kazue Kakinuma, Toshie Kitada, Ayako Nomura              |
| USA | Carlette Guidry, Esther Jones, Dannette Young, Evelyn Ashford           |

---

## Stuttgart 1993

**Final (Aug 22)**

|        |                    |       |
|--------|--------------------|-------|
| 1, [4] | Russia             | 41.49 |
| 2, [3] | United States      | 41.49 |
| 3, [5] | Jamaica            | 41.94 |
| 4, [1] | France             | 42.67 |
| 5, [6] | Germany            | 42.79 |
| 6, [8] | Cuba               | 42.89 |
| 7, [7] | Finland            | 43.37 |
| 8, [2] | Great Britain & NI | 43.86 |

Gail Devers was involved in a photo-finish yet again, but this time her famed dip was not enough to take gold. The Russian team, including three 200m finalists, led with the United States and Jamaica for the first half of the race. The Jamaicans fell back on the third leg while the leading two teams handed over together. The anchor leg brought Devers (lane 3) against Privalova (lane 4). Devers looked as if she might sprint clear, but the Russian refused to be beaten.

Just as in the individual final, the slow-motion replays and photo-finish displays did not identify the winner. Russia were eventually confirmed as the champions. "I was so nervous over the last 20m I shut my eyes," said Privalova. "I didn't know we had won and it seemed like hours rather than minutes before the result was announced."

In third place, Jamaica duplicated their winning time from Tokyo and Merlene Ottey won her 10th world championship medal.

**Teams & unofficial splits where known:**

|     |   |
|-----|---|
| RUS | Olga Bogoslovskaya, Galina Malchugina, Natalya Voronova, Irina Privalova 9.89 |
| USA | Michelle Finn, Gwen Torrence, Wendy Vereen, Gail Devers 9.86                  |
| JAM | Michelle Freeman, Juliet Campbell, Nikole Mitchell, Merlene Ottey             |
| FRA | Patricia Girard, Odiah Sidibé, Valérie Jean-Charles, Marie-José Pérec         |
| GER | Andrea Philipp, Bettina Zipp, Silke Knoll, Melanie Paschke                    |
| CUB | Miriam Ferrer, Aliuska López, Julia Deporty, Liliana Allen                    |
| FIN | Anu Pirttimaa, Sisko Hanhijoki, Sanna Hernesniemi, Marja Salmela              |
| GBR | Marcia Richardson, Beverly Kinch, Simone Jacobs, Paula Thomas                 |

**First round (First 3 and 2 fastest to final) (Aug 21)**

**Heat 1:** 1, United States 42.34; 2, Jamaica 42.40; 3, Germany 42.81; 4, Finland 43.63; (non-qualifiers) 5, Chinese Taipei 44.59; 6, Thailand 44.85

**Teams:**

|     |  |
|-----|--|
| USA | Michelle Finn, Sheila Echols, Wendy Vereen, Gail Devers              |
| JAM | Michelle Freeman, Dahlia Duhaney, Nikole Mitchell, Juliet Campbell   |
| GER | Andrea Philipp, Bettina Zipp, Silke Knoll, Melanie Paschke           |
| FIN | Anu Pirttimaa, Sisko Hanhijoki, Sanna Hernesniemi, Marja Salmela     |
| TPE | Kao Yu-Chuan, Chen Shu-Chen, Hsu Pei-Chin, Wang Hwei-Chen            |
| THA | Naprat Suajongprue, Dokjun Dokdung, Rajai Sripet, Kwuanfha Inchareon |

**Heat 2:** 1, Russia 42.39; 2, France 43.31; 3, Cuba 43.48; 4, Great Britain & NI 43.65; (Non-qualifier) 5, Canada 44.36

**Teams:**

|     |   |
|-----|---|
| RUS | Olga Bogoslovskaya, Galina Malchugina, Natalya Voronova, Marina Trandenkova |
| FRA | Patricia Girard, Odiah Sidibé, Valérie Jean-Charles, Marie-José Pérec       |
| CUB | Miriam Ferrer, Idalmis Bonne, Julia Duporty, Liliana Allen                  |
| GBR | Marcia Richardson, Beverly Kinch, Simone Jacobs, Paula Thomas               |
| CAN | Camille Noel, Stacey Bowen, Sonia Paquette, Donald Duprey                   |

---

## Gothenburg 1995

**Final (Aug 13)**

|        |               |       |
|--------|---------------|-------|
| 1, [5] | United States | 42.12 |
| 2, [6] | Jamaica       | 42.25 |
| 3, [7] | Germany       | 43.01 |
| 4, [2] | Bahamas       | 43.14 |
| 5, [3] | France        | 43.35 |
| 6, [1] | Finland       | 44.46 |
| 7, [8] | Colombia      | 44.61 |
| [4]    | Russia        | DNF   |

This event was given an extra edge after Torrence's 200m disqualification, from which Ottey was the main beneficiary. The two would each run the anchor leg.

It was Germany who got the best start. The USA and Jamaica had excellent third legs and both Ottey and Torrence received their batons



simultaneously. The USA had the sharper exchange, giving Torrence an advantage which she held despite a determined effort by Ottey. The Jamaican's silver was a record 13th World Championship medal.

"We are a great team despite the fact that we couldn't practise very much," said Torrence.

#### Teams:

USA Celena Mondie-Milner, Carlette Guidry, Chryste Gaines, Gwen Torrence  
 JAM Dahlia Duhaney, Juliet Cuthbert, Beverly McDonald, Merlene Ottey  
 GER Melanie Paschke, Silke Lichtenhagen, Silke Knoll, Gabriele Becker  
 BAH Eldece Clarke, Debbie Ferguson, Savatheda Fynes, Pauline Davis  
 FRA Odile Singa, Frédérique Bangué, Patricia Girard, Delphine Combe  
 FIN Jutta Kemila, Sanna Hernesniemi, Heidi Suomi, Heli Koivula  
 COL Elia Mera, Felipa Palacios, Patricia Rodríguez, Mirtha Brock  
 RUS Natalya Voronova, Galina Malchugina, Marina Trandenkova, Yekaterina Leshchova

#### First round (First 3 & 2 fastest to final) (Aug 12)

Heat 1: 1, United States 42.44; 2, France 42.56; 3, Bahamas 42.74; 4, Finland 43.71; (non-qualifiers) 5, Chinese Taipei 45.18; Cuba & Cameroon DQ (r170.7)

#### Teams:

USA Celena Mondie-Milner, Carlette Guidry, Chryste Gaines, D'Andre Hill  
 FRA Odile Singa, Frédérique Bangué, Patricia Girard, Delphine Combe  
 BAH Eldece Clarke, Debbie Ferguson, Savatheda Fynes, Pauline Davis  
 FIN Jutta Kemila, Sanna Hernesniemi, Heidi Suomi, Heli Koivula  
 TPE Hsu Pei-Chin, Liu Shu-Hua, Chen Shu-Chen, Wang Huei-Chen  
 CUB Idalia Echevarría, Aliuska López, Virgen Benavides, Liliana Allen  
 CMR Léonie Mani, Georgette Nkoma, Agnès Egbé, Sylvie Mballa Eloundou

Heat 2: 1, Jamaica 42.36; 2, Russia 42.49; 3, Germany 42.83; 4, Colombia 43.42; (non-qualifiers) 5, Great Britain & NI 43.90; Italy ITA DNF

#### Teams:

JAM Michelle Freeman, Dahlia Duhaney, Beverly McDonald, Merlene Ottey  
 RUS Natalya Voronova, Galina Malchugina, Marina Trandenkova, Yekaterina Leshchova  
 GER Melanie Paschke, Silke Lichtenhagen, Silke Knoll, Gabriele Becker  
 COL Elia Mera, Felipa Palacios, Patricia Rodríguez, Mirtha Brock  
 GBR Marcia Richardson, Catherine Murphy, Simone Jacobs, Paula Thomas  
 ITA Carla Tuzzi, Rossella Farina, Laura Ardissonne, Manuela Levorato

## Athens 1997

### Final (Aug 9)

|                      |       |
|----------------------|-------|
| 1, [5] United States | 41.47 |
| 2, [6] Jamaica       | 42.10 |
| 3, [4] France        | 42.21 |
| 4, [7] Germany       | 42.44 |
| 5, [3] Russia        | 42.50 |
| 6, [8] Bahamas       | 42.77 |
| 7, [11] Nigeria      | 43.27 |
| 8, [2] PR of China   | 43.32 |

The fastest ever heat time of 41.52 by the Americans suggested the GDR's 1985 world record of 41.37 would be in danger in the final, but the squad had to be content with victory in history's second quickest time of 41.47. Anchored by Devers in 9.86 for her flying 100, the USA won by a good six metres over an Ottey-less Jamaica with France (sans Pérec) setting a national record in third place. The most disappointed team must have been that from Bahamas; their winning heat time of 42.19 would have sufficed for a medal but a bungled baton change put them down to sixth in the final.

#### Teams:

USA Chryste Gaines, Marion Jones, Inger Miller, Gail Devers 9.86  
 JAM Beverly McDonald, Merlene Frazer, Juliet Cuthbert, Beverly Grant  
 FRA Patricia Girard, Christine Arron, Delphine Combe, Sylviane Félix  
 GER Melanie Paschke, Esther Möller, Birgit Rockmeier, Andrea Philipp  
 RUS Olga Povtaryova, Galina Malchugina, Marina Trandenkova, Yekaterina Leshchova  
 BAH Eldece Clarke, Savatheda Fynes, Debbie Ferguson, Pauline Davis  
 NGR Beatrice Otundu-Okoye, Endurance Ojokolo, Angie Atede, Falilat Ogunkoya  
 CHN Pei Fang, Yan Jiankui, Liu Xiaomei, Li Xuemei

#### First round (First 3 & 2 fastest to final) (Aug 8)

Heat 1: 1, United States 41.52; 2, France 42.53; 3, Nigeria 43.00; (non-qualifiers) 4, Greece 43.15; 5, Australia 43.21; 6, Brazil 43.89; 7, Italy 44.16; Ukraine DQ (r170.7) (43.87)

#### Teams:

USA Chryste Gaines, Marion Jones, Inger Miller, Gail Devers  
 FRA Frédérique Bangué, Christine Arron, Delphine Combe, Sylviane Félix  
 NGR Beatrice Otundu-Okoye, Endurance Ojokolo, Angie Atede, Chioma Ajunwa

GRE Maria Tsoni, Katerina Koffa, Marina Vasarmidou, Katerina Thánou  
 AUS Nova Peris-Kneebone, Lauren Hewitt, Melinda Gainsford-Taylor, Cathy Freeman  
 BRA Rita Gomes, Kátia dos Santos, Cleide Amaral, Lucimar de Moura  
 ITA Elena Sordelli, Giada Gallina, Manuela Grillo, Manuela Levorato  
 UKR Oksana Guskova, Viktoriya Fomenko, Iryna Pukha, Anzhela Kravchenko

Heat 2: 1, Bahamas 42.19; 2, Jamaica 42.31; 3, Germany 42.51; 4, Russia 42.69; 5, PR of China 42.92; (non-qualifiers) 6, Colombia 43.51; 7, Finland 44.08; 8, Japan 44.56

#### Teams:

BAH Eldece Clarke, Savatheda Fynes, Debbie Ferguson, Pauline Davis  
 JAM Beverly McDonald, Merlene Frazer, Juliet Cuthbert, Beverly Grant  
 GER Melanie Pasche, Esther Möller, Birgit Rockmeier, Andrea Philipp  
 RUS Olga Povtaryova, Galina Malchugina, Marina Trandenkova, Yekaterina Leshchova  
 CHN Pei Fang, Yan Jiankui, Liu Xiaomei, Li Xuemei  
 COL Sandra Borrero, Felipa Palacios, Patricia Rodríguez, Mirtha Brock  
 FIN Sanna Koivisto, Johanna Manninen, Sanna Hernesniemi, Anu Pirttimaa  
 JPN Hideko Kijinami, Kaori Yoshida, Toshie Iwamoto, Motoka Arai

## Seville 1999

### Final (Aug 29)

|                           |       |
|---------------------------|-------|
| 1, [3] Bahamas            | 41.92 |
| 2, [5] France             | 42.06 |
| 3, [6] Jamaica            | 42.15 |
| 4, [4] United States      | 42.30 |
| 5, [2] Germany            | 42.63 |
| 6, [8] Canada             | 43.39 |
| 7, [7] Poland             | 43.51 |
| 8, [1] Great Britain & NI | 43.52 |

Even with Miller and Devers taking the last two legs, the USA (deprived of the injured Jones) were out of the medals as the Bahamian quartette, including Davis in her seventh World Championships, sped around for a Commonwealth record of 41.92, a time bettered only by the GDR, USA and Russia – and that by a nation of little more than quarter of a million people. Thanks to a storming last leg by Arron, France snatched second place ahead of Jamaica, for whom McDonald won a medal for the fourth time at this event. The Canadian team was led off by Bailey (37), a double sprint finalist at the inaugural 1983 World Championships.

#### Teams:

BAH Savatheda Fynes, Chandra Sturup, Pauline Davis, Debbie Ferguson  
 FRA Patricia Girard, Muriel Hurtis, Katia Benth, Christine Arron  
 JAM Aleen Bailey, Merlene Frazer, Beverly McDonald, Peta-Gaye Dowdie  
 USA Cheryl Taplin, Nanceen Perry, Inger Miller, Gail Devers  
 GER Andrea Philipp, Gabriele Rockmeier, Esther Möller, Marion Wagner  
 CAN Angela Bailey, Philomina Mensah, Tamara Perry, Martha Adusei  
 POL Zuzanna Radecka, Irena Sznajder, Monika Borejza, Joanna Nielacna  
 GBR Marcia Richardson, Shani Anderson, Christine Bloomfield, Joice Maduaka

#### First round (First 2 & 2 fastest to final) (Aug 28)

Heat 1: 1, United States 42.28; 2, Jamaica 42.36; 3, Great Britain & NI 43.31; (non-qualifiers) 4, Finland 43.86; 5, South Africa 44.35; 6, Greece 44.68; 7, Cameroon 45.37

#### Teams:

USA Cheryl Taplin, Nanceen Perry, Inger Miller, Gail Devers  
 JAM Aleen Bailey, Merlene Frazer, Beverly McDonald, Peta-Gaye Dowdie  
 GBR Marcia Richardson, Shani Anderson, Christine Bloomfield, Joice Maduaka  
 FIN Petra Söderström, Sanna Kyllönen, Johanna Manninen, Heidi Hannula  
 RSA Charlene Lawrence, Heide Sejerling, Leanie van der Walt, Wendy Hartman  
 GRE Voula Patoulidou, Katerina Kóffa, Marina Vasarmidou, Katerina Thánou  
 CMR Esther Mvondo, Myriam Mani, Anne Marie Mouri-Nkeng, Edwige Abena Fouda

Heat 2: 1, Bahamas 42.40; 2, Germany 42.74; 3, Canada 43.27; (non-qualifiers) 4, Spain 45.14; Russia DNF; Puerto Rico DQ (r163.3)

#### Teams:

BAH Eldece Clarke, Chandra Sturup, Pauline Davis, Savatheda Fynes  
 GER Andrea Philipp, Gabriele Rockmeier, Esther Möller, Marion Wagner  
 CAN Angela Bailey, Philomina Mensah, Tamara Perry, Martha Adusei  
 ESP Carmen Blay, Julia Alba, Iglesias Arantxa, Cristina Sanz  
 RUS Natalya Ignatova, Oksana Ekk, Irina Khabarova, Marina Trandenkova  
 PUR Heysha Ortiz, Jennifer Caraballo, Zuleika Almodovar, Jessenia Rivera

Heat 3: 1, France 42.30; 2, Poland 43.73; (non-qualifiers) 3, Ukraine 43.80; 4, Madagascar 44.36; 5, Japan 44.80; Nigeria DQ (r170.7)

#### Teams:

FRA Katia Benth, Muriel Hurtis, Fabé Dia, Christine Arron

|     |   |
|-----|---|
| POL | Marzena Pawlak, Joanna Nielacna, Monika Borejza, Zuzanna Radecka                                |
| UKR | Irina Pukha, Anzhela Kravchenko, Oksana Guskova, Anzhelika Shevchuk                             |
| MAD | Lantoniana Ramalalanirina, Ony Paule Ratsimbazafy, Rosa Rakotozafy, Hanitrianiaina Rakotondrabe |
| JPN | Toshie Kitada, Motoka Arai, Kaori Sakagami, Yvonne Kanazawa                                     |
| NGR | Glory Alozie, Joan Uduak Ekah, Mercy Nku, Endurance Ojokolo                                     |

|         |         |       |
|---------|---------|-------|
| 5, [8]  | Germany | 43.27 |
| 6, [11] | Belgium | 43.45 |
| 7, [2]  | Belarus | 43.47 |
| [7]     | Jamaica | DNF   |

The first round previewed a titanic battle between the United States and France, whose teams each won with times of 42.03 and 42.04 respectively. Whereas the French were at full strength in their heat, the US had rested the original individual 100m gold and silver medallists, Kelli White and Torri Edwards. The plan had been to bring those two in for the final, but the prospect of disqualification was hanging over White because of her positive test for a stimulant after the individual 100m. Had she contested the relay, then her team's result would have been ultimately annulled following her later admission of drug-taking. Actually White withdrew herself from consideration, but the US team for the final was still strengthened by the insertion of Edwards on the anchor.

The draw put the USA in lane 4 with France in 6. The two teams were close throughout the race with neither making major mistakes. Edwards got the baton with a slight lead. French anchor Arron was a disappointed sixth/fifth in the individual final but was a renowned relay runner. To the crowd's delight she gradually caught then passed Edwards, giving France their second gold of the day just 20 minutes after that of long jumper Eunice Barber.

#### Teams:

|     |  |
|-----|--|
| FRA | Patricia Girard, Muriel Hurtis, Sylviane Félix, Christine Arron                |
| USA | Angela Williams, Chryste Gaines, Inger Miller, Torri Edwards                   |
| RUS | Olga Fyodorova, Yuliya Tabakova, Marina Kislova, Larisa Kruglova               |
| UKR | Tatyana Tkalic, Anzhela Kravchenko, Yelena Pastushenko, Oksana Kaydash         |
| GER | Melanie Paschke, Marion Wagner, Sandra Möller, Katja Wakan                     |
| BEL | Katleen de Caluwé, Audrey Rochtus, Elodie Ouédraogo, Kim Gevaert               |
| BLR | Yuliya Nesterenko, Oksana Dragun, Yelena Nevmerzhitskaya, Natalya Safronnikova |
| JAM | Vonette Dixon, Elva Goulbourne, Beverly McDonald, Brigitte Foster              |

#### First round (First 2 & 2 fastest to final) (Aug 29)

**Heat 1:** 1, United States 42.03; 2, Russia 42.62; 3, Belarus 43.11; (non-qualifiers) 4, Greece 43.81; 5, Spain 44.08; 6, Ivory Coast 45.60

#### Teams:

|     |  |
|-----|--|
| USA | Angela Williams, Chryste Gaines, Inger Miller, Lauryn Williams                 |
| RUS | Olga Fyodorova, Yuliya Tabakova, Marina Kislova, Larisa Kruglova               |
| BLR | Yuliya Nesterenko, Oksana Dragun, Yelena Nevmerzhitskaya, Natalya Safronnikova |
| GRE | Yeoryia Koklóni, Magdalini Padaléon, Marina Vasarmidou, Katerina Thánou        |
| ESP | Carmen Blay, Belén Recio, Cristina Sanz, Glory Alozie                          |
| CIV | Matagari Diazasouba, Affoué Allou, Marie Gnahore, Louise Ayétotché             |

**Heat 2:** 1, Ukraine 43.26; 2, Belgium 43.36; (non-qualifiers) 3, Bahamas 43.64; 4, Cuba 43.82; 5, Netherlands 43.96; 6, Australia 44.11

#### Teams:

|     |   |
|-----|---|
| UKR | Tatyana Tkalic, Anzhela Kravchenko, Yelena Pastushenko, Oksana Kaydash          |
| BEL | Katleen de Caluwé, Audrey Rochtus, Elodie Ouédraogo, Kim Gevaert                |
| BAH | Tamicka Clarke, Savatheda Fynes, Debbie Ferguson, Shandria Brown                |
| CUB | Dainelky Pérez, Roxana Díaz, Virgen Benavides, Mileydis Lazo                    |
| NED | Joan van den Akker, Jacqueline Poelman, Pascal van Assendelft, Annemarie Kramer |
| AUS | Amy Harris, Sharon Cripps, Lauren Hewitt, Sally McLellan                        |

**Heat 3:** 1, France 42.04; 2, Jamaica 43.05; 3, Germany 43.34; (non-qualifiers) 4, Japan 44.57; 5, Uzbekistan 45.74; Sweden DNF; Slovenia DQ (r170.7) (44.81)

#### Teams:

|     |   |
|-----|---|
| FRA | Patricia Girard, Muriel Hurtis, Sylviane Félix, Christine Arron             |
| JAM | Lacena Golding-Clarke, Elva Goulbourne, Beverly McDonald, Brigitte Foster   |
| GER | Melanie Paschke, Marion Wagner, Sandra Möller, Katja Wakan                  |
| JPN | Tomoko Ishida, Ayumi Suzuki, Kaori Sakagami, Motoka Arai                    |
| UZB | Guzel Khubbiyeva, Lyudmila Dmitriadi, Anna Kazakova, Anastasiya Zhuravlyeva |
| SWE | Susanna Kallur, Carolina Klüft, Jenny Kallur, Jenny Ljunggren               |
| SLO | Alenka Bikar, Kristina Zumer, Maja Nose, Merlene Ottey                      |

## X Edmonton 2001

### Final (Aug 11)

|         |                    |                    |
|---------|--------------------|--------------------|
| 1, [4]  | Germany            | 42.32              |
| 2, [3]  | France             | 42.39              |
| 3, [7]  | Jamaica            | 42.40              |
| 4, [5]  | Nigeria            | 42.52              |
| 5, [2]  | Great Britain & NI | 42.60              |
| 6, [8]  | Greece             | 43.25              |
| 7, [11] | Russia             | 43.58              |
| [6]     | United States      | DQ (r41.1) (41.71) |

Jones collected what would have been her fifth world gold with ease, because her three team-mates combined to give her a lead of three metres over the other anchor leg runners. The United States time of 41.71 was the world's fastest since Athens 1997. Germany took silver ahead of France, for whom Sidibé ran a storming anchor to overtake the Jamaicans. It was France's first medal of the week.

In 2004, the teams in places 2-8 all moved up one after US lead-off runner White admitted doping violations going back to 2000. Her team was disqualified and the golds were awarded to Germany at the Berlin Golden League of 2004. Three years later it was Jones's turn to admit to cheating. A third US team member – Gaines – was also found guilty of a doping offence though unlike the other two not at the actual time of the Edmonton World Championships.

#### Teams:

|     |   |
|-----|---|
| GER | Melanie Paschke, Gabi Rockmeier, Birgit Rockmeier, Marion Wagner              |
| FRA | Sylvianne Félix, Frédérique Bangué, Muriel Hurtis, Odiah Sidibé               |
| JAM | Juliet Campbell, Merlene Frazer, Beverly McDonald, Astia Walker               |
| NGR | Chioma Ajunwa, Endurance Ojokolo, Mercy Nku, Mary Onyali                      |
| GBR | Marcia Richardson, Sarah Wilhelmy, Vernicha James, Abiodun Oyepitan           |
| GRE | Yeoryia Koklóni, Efrosini Patsou, Olga Kaidatzi, Katerina Thánou              |
| RUS | Natalya Ignatova, Irina Khabarova, Mariya Kislova, Larisa Kruglova            |
| USA | Kelli White DQ (r40.9), Chryste Gaines, Inger Miller, Marion Jones DQ (r40.9) |

### First round (First 3 & 2 fastest to final) (Aug 11)

**Heat 1:** 1, Germany 42.92; 2, Nigeria 43.04; 3, Jamaica 43.09; 4, Greece 43.58; (non-qualifiers) 5, Sri Lanka 43.89; 6, Ivory Coast 44.05; 7, Canada 44.11

#### Teams:

|     |  |
|-----|--|
| GER | Melanie Paschke, Gabi Rockmeier, Birgit Rockmeier, Marion Wagner               |
| NGR | Chioma Ajunwa, Endurance Ojokolo, Mercy Nku, Mary Onyali                       |
| JAM | Astia Walker, Merlene Frazer, Beverly McDonald, Elva Goulbourne                |
| GRE | Yeoryia Koklóni, Efrosini Patsou, Olga Kaidatzi, Katerina Thánou               |
| SRI | Susanthika Jayasinghe, Anoma Sooriyaarchchi, Nimmi De Zoysa, Damayanthi Darsha |
| CIV | Marie Gnahoré, Makaridja Sanganoko, Amandine Allou Affou, Louise Ayétotché     |
| CAN | Tara Perry, Erica Witter, Esi Benyarku, Martha Adusei                          |

**Heat 2:** 1, France 42.49; 2, United States 42.64; 3, Great Britain & NI 43.08; 4, Russia 43.28; (non-qualifiers) 5, Belgium 44.19; 6, Uzbekistan 45.99

#### Teams:

|     |  |
|-----|--|
| FRA | Sylvianne Félix, Frédérique Bangué, Muriel Hurtis, Odiah Sidibé        |
| USA | Angela Williams, Chryste Gaines, Inger Miller, Torri Edwards           |
| GBR | Marcia Richardson, Sarah Wilhelmy, Vernicha James, Abiodun Oyepitan    |
| RUS | Natalya Ignatova, Irina Khabarova, Mariya Kislova, Larisa Kruglova     |
| BEL | Nancy Callaerts, Katleen De Caluwé, Elodie Ouédraogo, Kim Gevaert      |
| UZB | Anna Kazakova, Guzel Khubbiyeva, Lyudmila Dmitriadi, Lyubov Perepelova |

## Paris 2003

### Final (Aug 30)

|        |               |       |
|--------|---------------|-------|
| 1, [6] | France        | 41.78 |
| 2, [3] | United States | 41.83 |
| 3, [4] | Russia        | 42.66 |
| 4, [5] | Ukraine       | 43.07 |

## Helsinki 2005

### Final (Aug 13)

|        |               |       |
|--------|---------------|-------|
| 1, [6] | United States | 41.78 |
| 2, [4] | Jamaica       | 41.99 |

|                            |       |
|----------------------------|-------|
| 3, <sup>[5]</sup> Belarus  | 42.56 |
| 4, <sup>[3]</sup> France   | 42.85 |
| 5, <sup>[7]</sup> Brazil   | 42.99 |
| 6, <sup>[1]</sup> Colombia | 43.07 |
| 7, <sup>[8]</sup> Nigeria  | 43.25 |
| 8, <sup>[2]</sup> Poland   | 43.49 |

The United States were the fastest in the heats, clocking 42.16 in the first heat with the Bahamian team failing to finish after Sturup was accidentally knocked over while waiting for the baton at the start of the backstraight. France edged Jamaica in the second race and Belarus won the final heat in 42.80, where Russia messed up their final baton change and did not finish.

Using the same squad in the final, the United States team was led off by Daigle, who ran even with Nesterenko, and a metre ahead of Jamaica. Lee then held Simpson, with Belarus losing ground. Barber extended the US lead to 3m, and 100m winner Lauryn Williams took the US team to a 2m win, as Campbell gained a metre on the last leg. Belarus held on to third place, as Arron closed quickly to take the slow-starting French team from sixth to fourth on the anchor leg. Barber became only the second athlete to win gold in both relays, the other being Gwen Torrence in 1993. Allyson Felix was to follow soon. The winning time was identical to that of 2003.

**Teams:**

|     |  |
|-----|--|
| USA | Angela Daigle, Muna Lee, Me'Lisa Barber, Lauryn Williams                       |
| JAM | Danielle Browning, Sherone Simpson, Aleen Bailey, Veronica Campbell            |
| BLR | Yuliya Nesterenko, Natalya Sologub, Yelena Nevmerzhitskaya, Oksana Dragun      |
| FRA | Patricia Buval, Lina Jacques-Sebastien, Fabé Dia, Christine Arron              |
| BRA | Raquel da Costa, Lucimar de Moura, Tathiana Regina Ignácio, Luciana dos Santos |
| COL | Melisa Murillo, Felipa Palacios, Darlenis Obregón, Norma González              |
| NGR | Gloria Kemasuode, Endurance Ojokolo, Damola Osayomi, Mercy Nku                 |
| POL | Iwona Dorobisz, Daria Onysko, Dorota Dydo, Iwona Brzezińska                    |

**First round (First 2 & 2 fastest to final) (Aug 12)**

**Heat 1:** 1, United States 42.16; 2, Nigeria 43.53; (non-qualifiers) 3, Sweden 43.67; 4, Great Britain & NI 43.83; Bahamas DNF; Netherlands DQ (r170.7)

**Teams:**

|     |   |
|-----|---|
| USA | Angela Daigle, Muna Lee, Me'Lisa Barber, Lauryn Williams                    |
| NGR | Gloria Kemasuode, Endurance Ojokolo, Damola Osayomi, Mercy Nku              |
| SWE | Emma Rienas, Carolina Klüft, Jenny Kallur, Susanna Kallur                   |
| GBR | Emily Freeman, Emma Ania, Laura Turner, Katherine Endacott                  |
| BAH | Tamicka Clarke, Chandra Sturup, Savatheda Fynes, Philippa Arnett-Willie     |
| NED | Pascal van Assendelft, Jacqueline Poelman, Annemarie Kramer, Judith Baarsen |

**Heat 2:** 1, France 42.86; 2, Jamaica 42.97; 3, Colombia 43.03; 4, Brazil 43.22; (Non-qualifier) 5, Italy 44.03

**Teams:**

|     |  |
|-----|--|
| FRA | Patricia Buval, Lina Jacques-Sebastien, Fabé Dia, Christine Arron              |
| JAM | Danielle Browning, Sherone Simpson, Beverly McDonald, Aleen Bailey             |
| COL | Melisa Murillo, Felipa Palacios, Darlenis Obregón, Norma González              |
| BRA | Raquel da Costa, Lucimar de Moura, Tathiana Regina Ignácio, Luciana dos Santos |
| ITA | Elena Sordelli, Vincenza Cali, Manuela Grillo, Maria Aurora Salvagno           |
| FIN | Ilona Ranta, Katja Salivaara, Sari Keskitalo, Heidi Hannula                    |

**Heat 3:** 1, Belarus 42.80; 2, Poland 43.37; 3, Belgium 43.40; 4, Ukraine 43.62; 5, Japan 44.52; Russia DNF

**Teams:**

|     |   |
|-----|---|
| BLR | Yuliya Nesterenko, Natalya Sologub, Yelena Nevmerzhitskaya, Oksana Dragun   |
| POL | Iwona Dorobisz, Daria Onysko, Dorota Dydo, Iwona Brzezińska                 |
| BEL | Katleen de Caluwe, Nancy Callaerts, Elodie Ouédraogo, Kim Gevaert           |
| UKR | Iryna Kozhemyakina, Iryna Shepetyuk, Iryna Shtanhyeyeva, Yelena Pastushenko |
| JPN | Tomoko Ishida, Ayumi Suzuki, Yuka Sato, Sakie Nobuoka                       |
| RUS | Yekaterina Kondratyeva, Yuliya Gushchina, Irina Khabarova, Larisa Kruglova  |

**Osaka 2007****Final (Sep 1)**

|                                 |       |
|---------------------------------|-------|
| 1, <sup>[4]</sup> United States | 41.98 |
| 2, <sup>[7]</sup> Jamaica       | 42.01 |
| 3, <sup>[6]</sup> Belgium       | 42.75 |

|                                      |       |
|--------------------------------------|-------|
| 4, <sup>[2]</sup> Great Britain & NI | 42.87 |
| 5, <sup>[5]</sup> Russia             | 42.97 |
| 6, <sup>[8]</sup> Belarus            | 43.37 |
| 7, <sup>[3]</sup> Germany            | 43.51 |
| 8, <sup>[9]</sup> Poland             | 43.57 |

The top teams were evenly-matched on the first leg of the final, with Williams and Brooks both clocked in 11.05 by the Biomechanics Team of IAAF and JAAF. Felix opened up a gap of a metre on Stewart, and the US lead was increased on the third leg as Barber gained a further metre on Facey. Edwards (10.21) held off Campbell (10.06) by half a metre, though Campbell was closing in rapidly on the American at the finish. Britain led the chasing group at the final exchange, but Gevaert took Belgium from sixth to third with a stirring anchor leg of 10.17.

**Teams & unofficial splits where known:**

|     |  |
|-----|--|
| USA | Lauryn Williams 11.05, Allyson Felix 10.28, Mikele Barber 10.44, Torri Edwards 10.21                   |
| JAM | Sheri-Ann Brooks 11.05, Kerron Stewart 10.38, Simone Facey 10.52, Veronica Campbell 10.06              |
| BEL | Olivia Borlée 11.37, Hanna Mariën 10.71, Elodie Ouédraogo 10.50, Kim Gevaert 10.17                     |
| GBR | Laura Turner 11.13, Montell Douglas 10.70, Emily Freeman 10.55, Joice Maduaka 10.49                    |
| RUS | Yekaterina Grigorieva 11.20, Natalia Rusakova 10.72, Yuliya Gushchina 10.36, Yevgeniya Polyakova 10.69 |
| BLR | Anastasia Shuliak, Natalya Safronnikova, Yelena Nevmerzhitskaya, Oksana Dragun                         |
| GER | Katja Wakan, Cathleen Tschirch, Johanna Kedzierski, Verena Sailer                                      |
| POL | Marta Jeschke, Daria Korczyńska, Dorota Jędrusińska, Ewelina Kłoczek                                   |

**First round (First 3 & 2 fastest to final) (Sep 1)**

**Heat 1:** 1, Belgium 42.85; 2, Russia 42.90; 3, Belarus 43.16; (non-qualifiers) 4, PR of China 43.39; 5, Finland 43.41; 6, Nigeria 43.58; 7, France 43.88; 8, Australia 43.91; 9, Brazil 44.64

**Teams:**

|     |  |
|-----|--|
| BEL | Olivia Borlée, Hanna Mariën, Elodie Ouédraogo, Kim Gevaert                     |
| RUS | Irina Khabarova, Natalia Rusakova, Yuliya Gushchina, Yevgeniya Polyakova       |
| BLR | Anastasia Shuliak, Natalya Safronnikova, Yelena Nevmerzhitskaya, Oksana Dragun |
| CHN | Tao Yujia, Chen Jue, Jiang Lan, Qin Wangping                                   |
| FIN | Heidi Hannula, Sari Keskitalo, Ilona Ranta, Johanna Manninen                   |
| NGR | Gloria Kemasuode, Endurance Ojokolo, Damola Osayomi, Franca Idoko              |
| FRA | Carima Louami, Muriel Hurtis-Houairi, Fabienne Beret-Martinel, Christine Arron |
| AUS | Sally McLellan, Melanie Kleeberg, Crystal Attenborough, Fiona Cullen           |
| BRA | Thatiana Regina Ignácio, Lucimar de Moura, Thaissa Presti, Luciana dos Santos  |

**Heat 2:** 1, United States 42.24; 2, Jamaica 42.70; 3, Great Britain & NI 42.82; 4, Germany 43.17; 5, Poland 43.25; (non-qualifiers) 6, Ghana 43.76; Cuba DQ (r163.2); Japan DQ (r170.7); Ukraine DNF

**Teams:**

|     |  |
|-----|--|
| USA | Carmelita Jeter, Mechelle Lewis, Mikele Barber, Lauryn Williams          |
| JAM | Sheri-Ann Brooks, Kerron Stewart, Simone Facey, Shelly-Ann Fraser        |
| GBR | Laura Turner, Montell Douglas, Emily Freeman, Joice Maduaka              |
| GER | Katja Wakan, Cathleen Tschirch, Johanna Kedzierski, Verena Sailer        |
| POL | Marta Jeschke, Daria Korczyńska, Dorota Jędrusińska, Ewelina Kłoczek     |
| GHA | Gifty Addy, Elizabeth Amolofo, Esther Dankwah, Vida Anim                 |
| CUB | Virgen Benavides, Roxana Díaz, Mileidys Lazo, Yenima Arencibia           |
| JPN | Saori Kitakaze, Sakie Nobuoka, Mayumi Watanabe, Momoko Takahashi         |
| UKR | Yelena Chebanu, Nataliya Pohrebnyak, Iryna Shtanhyeyeva, Iryna Shepetyuk |

**X****Berlin 2009****Final (Aug 22)**

|                                      |                    |
|--------------------------------------|--------------------|
| 1, <sup>[5]</sup> Jamaica            | 42.06              |
| 2, <sup>[3]</sup> Bahamas            | 42.29              |
| 3, <sup>[4]</sup> Germany            | 42.87              |
| 4, <sup>[6]</sup> Brazil             | 43.13              |
| 5, <sup>[1]</sup> Great Britain & NI | 43.16              |
| 6, <sup>[2]</sup> Trinidad & Tobago  | 43.43              |
| 7, <sup>[7]</sup> Colombia           | 43.71              |
| <sup>[8]</sup> Russia                | DQ (r41.1) (43.00) |

**Rightful finalists:** Poland

In the Beijing Olympics neither of the favoured teams, the USA and Jamaica had won a medal. The bad luck continued for the US despite



having clocked 41.58 – the best time of the 21st century – two weeks earlier. This time, their third-leg woman Muna Lee suffered an unfortunate injury at the point of changeover.

The Jamaican squad – which controversially omitted Veronica Campbell-Brown – clocked a snappy 41.88 in the heats but were not as quick in the final though Facey was slightly ahead of the Bahamas at the first changeover. Fraser, the 100m winner, added a metre to the Jamaican lead ahead of Sturupp, and Bailey. Stewart began with a 2m lead which she maintained over Ferguson-McKenzie. Germany held off Russia (later disqualified) and Brazil for the bronze medal.

#### Teams & unofficial splits where known:

|     |  |
|-----|--|
| JAM | Simone Facey 11.70, Shelly-Ann Fraser 10.04, Aleen Bailey 10.49, Kerron Stewart 9.83                   |
| BAH | Sheniqua Ferguson 11.76, Chandra Sturupp 10.09, Christine Amertil 10.50, Debbie Ferguson-McKenzie 9.94 |
| GER | Marion Wagner 11.84, Anne Möllinger 10.25, Cathleen Tschirch 10.52, Verena Sailer 10.26                |
| BRA | Rosemar Maria Neto, Lucimar de Moura, Thaissa Presti, Vanda Gomes                                      |
| GBR | Laura Turner, Montell Douglas, Emily Freeman, Emma Ania  |
| TTO | Reyare Thomas, Kelly-Ann Baptiste, Ayanna Hutchinson, Semoy Hackett                                    |
| COL | Yomara Hinestroza, Felipa Palacios, Darlenis Obregón, Norma González                                   |
| RUS | Yevgeniya Polyakova, Aleksandra Fedoriva, Yulia Gushchina, Yuliya Chermoshanskaya DQ (r40.9)           |

#### First round (First 2 & 2 fastest to final) (Aug 22)

**Heat 1:** 1, Jamaica 41.88; 2, Bahamas 42.66; 3, Trinidad & Tobago 43.22; (non-qualifiers) 4, Ukraine 43.77; 5, Saint Kitts & Nevis 43.98; 6, Belgium 43.99

#### Teams & unofficial splits where known:

|     |  |
|-----|--|
| JAM | Simone Facey 11.46, Shelly-Ann Fraser 10.05, Aleen Bailey 10.43, Kerron Stewart 9.94 |
| BAH | Sheniqua Ferguson, Chandra Sturupp, Christine Amertil, Debbie Ferguson-McKenzie      |
| TTO | Reyare Thomas, Kelly-Ann Baptiste, Ayanna Hutchinson, Semoy Hackett                  |
| URK | Yelena Chebanu, Nataliya Pohrebnyak, Mariya Ryemyen, Hrustyna Stuy                   |
| SKN | Tanika Liburd, Meritzer Williams, Tameka Williams, Virgil Hodge                      |
| BEL | Olivia Borlée, Hanna Mariën, Elodie Ouédraogo, Anne Zagre                            |

**Heat 2:** 1, Germany 42.96; 2, Colombia 43.30; 3, Great Britain & NI 43.34; (non-qualifiers) 4, Belarus 44.12; 5, Thailand 44.59; Nigeria DQ (r40.1) (46.54)

#### Teams

|     |  |
|-----|--|
| GER | Marion Wagner, Anne Möllinger, Cathleen Tschirch, Verena Sailer            |
| COL | Yomara Hinestroza, Felipa Palacios, Darlenis Obregón, Norma González       |
| GBR | Laura Turner, Montell Douglas, Emily Freeman, Emma Ania                    |
| BLR | Anna Bogdanovich, Oksana Dragun, Alena Kievich, Yuliya Nesterenko          |
| THA | Sangwan Jaksunin, Orranut Klomdee, Jutamass Tawoncharoen, Jintara Seangdee |
| NGR | Toyin Augustus DQ (r40.1), Halimat Ismaila, Seun Adigun, Damola Osayomi    |

**Heat 3:** 1, Brazil 43.07; (non-qualifiers) 2, Poland 43.63; 3, Japan 44.24; United States DNF; Russia DQ (r41.1) (43.18)

#### Teams

|     |   |
|-----|---|
| BRA | Rosemar Maria Neto, Lucimar de Moura, Thaissa Presti, Vanda Gomes   |
| POL | Iwona Ziółkowska, Marta Jeschke, Dorota Jędrusińska, Iwona Brzezińska   |
| JPN | Chisato Fukushima, Momoko Takahashi, Mayumi Watanabe, Maki Wada   |
| USA | Lauryn Williams, Alex Anderson, Muna Lee, Carmelita Jeter   |
| RUS | Yevgeniya Polyakova, Aleksandra Fedoriva, Yulia Gushchina, Natalia Rusakova (Team disqualified because of association with squad member Yuliya Chermoshanskaya) |

## X

## Daegu 2011

#### Final (Sep 4)

|                   |                   |                    |
|-------------------|-------------------|--------------------|
| 1, <sup>[4]</sup> | United States     | 41.56              |
| 2, <sup>[6]</sup> | Jamaica           | 41.70              |
| 3, <sup>[8]</sup> | Ukraine           | 42.51              |
| 4, <sup>[5]</sup> | France            | 42.70              |
| 5, <sup>[1]</sup> | Russia            | 42.93              |
| 6, <sup>[7]</sup> | Nigeria           | 42.93              |
| 7, <sup>[2]</sup> | Brazil            | 43.10              |
| <sup>[3]</sup>    | Trinidad & Tobago | DQ (r41.1) (42.58) |

**Rightful finalists:** Netherlands

Jamaica took an early lead with Fraser-Pryce, and the Jamaicans hand-

ed over a metre to the good. Felix gained slightly on Stewart, and a better changeover gave the US the advantage. Myers handed to Jeter with nearly 2m advantage over Campbell-Brown, and the 100m champion lost a small portion of that to finish in 41.56, the eighth-fastest ever. Behind them the Ukraine (42.51) were able to hold off Trinidad (42.58) for the bronze medal, though the latter were disqualified when a doping violation of Semoy Hackett was confirmed. This turned out to be just the third time in nine races in the 21st century that both Jamaica and the USA had legitimately finished in a global 4x100 metre championship. Felix collected a record eighth world gold medal (no other woman had more than five), and put her in second place on the list of all medals won with 10 after the 14 of Merlene Ottey.

#### Teams:

|     |   |
|-----|---|
| USA | Bianca Knight, Allyson Felix, Marshevet Hooker, Carmelita Jeter                   |
| JAM | Shelly-Ann Fraser-Pryce, Kerron Stewart, Sherone Simpson, Veronica Campbell-Brown |
| UKR | Olesya Povh, Nataliya Pogrebnyak, Mariya Ryemyen, Hrustyna Stuy                   |
| FRA | Myriam Soumaré, Céline Distel, Lina Jacques-Sébastien, Véronique Mang             |
| RUS | Yulia Gushchina, Natalia Rusakova, Yyelizaveta Savlinis, Aleksandra Fedoriva      |
| NGR | Gloria Asumnu, Damola Osayomi, Agnes Osazuwa, Blessing Okagbare                   |
| BRA | Ana Cláudia Silva, Vanda Gomes, Franciela Krasucki, Rosângela Santos              |
| TTO | Kai Selvon, Kelly-Ann Baptiste, Semoy Hackett DQ (r40.9), Michelle-Lee Ahye       |

#### First round (First 2 & 2 fastest to final) (Sep 4)

**Heat 1:** 1, Jamaica 42.23; 2, France 42.60; 3, Brazil 42.92; (non-qualifiers) 4, Colombia 43.53; 5, Japan 43.83; 6, Spain 46.24; PR of China DQ (r162.7)

#### Teams:

|     |   |
|-----|---|
| JAM | Shelly-Ann Fraser-Pryce, Kerron Stewart, Sherone Simpson, Jura Levy         |
| FRA | Myriam Soumaré, Céline Distel, Lina Jacques-Sébastien, Véronique Mang       |
| BRA | Ana Cláudia Silva, Vanda Gomes, Franciela Krasucki, Rosângela Santos        |
| COL | Yomara Hinestroza, Maria Alejandra Idrobo, Darlenis Obregón, Norma González |
| JPN | Nao Okabe, Momoko Takahashi, Chisato Fukushima, Saori Imai                  |
| ESP | Plácida Martínez, Amparo Cotán, Concepción Montaner, Ruth Beitia            |
| CHN | Wei Yongli, Liang Qiuping, Jiang Lan, Tao Yujiu                             |

**Heat 2:** 1, Ukraine 42.63; 2, Russia 42.78; (non-qualifiers) 3, Australia 43.79; 4, Great Britain & NI 43.95; 5, Korea 46.14; Trinidad & Tobago DQ (r41.1) (42.50); Poland DNF

#### Teams:

|     |  |
|-----|--|
| UKR | Olesya Povh, Nataliya Pogrebnyak, Mariya Ryemyen, Hrustyna Stuy              |
| RUS | Yulia Gushchina, Natalia Rusakova, Yyelizaveta Savlinis, Aleksandra Fedoriva |
| AUS | Hayley Butler, Melissa Breen, Charlotte Van Veenendaal, Sally Pearson        |
| GBR | Tiffany Porter, Anyika Onuora, Laura Turner, Jeanette Kwakye                 |
| KOR | Eom Ji-Su, Kim So-Yeon, Lee Sun-Ae, Park So-Yeon                             |
| POL | Anna Kiebaszińska, Marika Popowicz, Marta Jeschke, Agnieszka Ligieza         |
| TTO | Kai Selvon, Kelly-Ann Baptiste, Semoy Hackett DQ (r40.9), Michelle-Lee Ahye  |

**Heat 3:** 1, United States 41.94; 2, Nigeria 42.74; (non-qualifiers) 3, Netherlands 43.44; 4, Switzerland 44.04; 5, Belarus 44.38; 6, Bahamas 50.62; Germany DNF

#### Teams:

|     |   |
|-----|---|
| USA | Bianca Knight, Shalonda Solomon, Marshevet Hooker, Alexandria Anderson        |
| NGR | Gloria Asumnu, Damola Osayomi, Agnes Osazuwa, Blessing Okagbare               |
| NED | Kadene Vassell, Dafne Schippers, Anouk Hagen, Jamile Samuel                   |
| SUI | Clélia Reuse, Jacqueline Gasser, Ellen Sprunger, Léa Sprunger                 |
| BLR | Anna Bogdanovich, Yuliya Balykina, Alena Neumiarzhitskaya, Hanna Liapeshka    |
| BAH | Sheniqua Ferguson, Nivea Smith, Anthonique Strachan, Debbie Ferguson-McKenzie |
| GER | Yasmin Kwadwo, Anne Cibis, Cathleen Tschirch, Marion Wagner                   |

## Moscow 2013

#### Final (Aug 18)

|                   |                    |                     |
|-------------------|--------------------|---------------------|
| 1, <sup>[6]</sup> | Jamaica            | 41.29               |
| 2, <sup>[5]</sup> | United States      | 42.75               |
| 3, <sup>[3]</sup> | Great Britain & NI | 42.87               |
| 4, <sup>[1]</sup> | Germany            | 42.90               |
| 5, <sup>[2]</sup> | Russia             | 42.93               |
| 6, <sup>[7]</sup> | Canada             | 43.28               |
| <sup>[4]</sup>    | France             | DQ (r170.7) (42.73) |
| <sup>[8]</sup>    | Brazil             | DNF                 |

The heats saw the possibility of a titanic battle with Jamaica taking the first race in 41.87, followed by the USA, who won the second heat in 41.82. Second in those heats were France (42.25) and Brazil (42.29). Of the four teams, only one would have an unsullied race in the final two hours later. Over the first two legs Jamaica and USA had a great battle, with Russell for Jamaica leading Tarmoh, and then Anderson coming back at Stewart after a poor Jamaican baton pass. The race was lost by the USA on the second changeover, when Gardner had to virtually stop to receive the baton after starting far too soon. Jamaica were already 10m down the track when the US baton pass was completed, and with Fraser-Pryce on the last leg, the gold medal was a Jamaican certainty.

The USA were in sixth place at the last changeover, but fought their way to third, which became second when – after having received silver medals – France were belatedly disqualified after a zone infringement at the second changeover. Britain were promoted from fourth to bronze, meaning that their lead-off runner Asher-Smith (17) became the third youngest-ever World Championship medallist after Sally Barsosio (1993 women's 10,000m) and Darrel Brown (2001 men's 4x100m relay).

#### Teams

|     |   |
|-----|---|
| JAM | Carrie Russell, Kerron Stewart, Schillonie Calvert, Shelly-Ann Fraser-Pryce |
| USA | Jeneba Tarmoh, Alex Anderson, English Gardner, Octavious Freeman            |
| GBR | Dina Asher-Smith, Ashleigh Nelson, Annabelle Lewis, Hayley Jones            |
| GER | Yasmin Kwadwo, Inna Weit, Tatjana Pinto, Verena Sailer                      |
| RUS | Olga Belkina, Natalya Rusakova, Yelizaveta Savlinis, Yelena Bolsun          |
| CAN | Crystal Emmanuel, Kimberley Hyacinthe, Shai Davis, Khamica Bingham          |
| FRA | Céline Distel-Bonnet, Ayodelé Ikuesan, Myriam Soumaré, Stella Akakpo        |
| BRA | Evelyn dos Santos, Ana Cláudia Silva, Franciela Krasucki, Vanda Gomes       |

#### First round (First 2 & 2 fastest to final) (Aug 18)

**Heat 1:** 1, Jamaica 41.87; 2, France 42.25; 3, Germany 42.65; (non-qualifiers) 4, Netherlands 43.26; 5, Dominican Republic 43.28; Nigeria DQ (r170.7) (47.94)

#### Teams

|     |  |
|-----|--|
| JAM | Carrie Russell, Kerron Stewart, Schillonie Calvert, Sheri-Ann Brooks |
| FRA | Céline Distel-Bonnet, Ayodelé Ikuesan, Myriam Soumaré, Stella Akakpo |
| GER | Yasmin Kwadwo, Inna Weit, Tatjana Pinto, Verena Sailer               |
| NED | Kadene Vassell, Dafne Schippers, Madiea Ghafoor, Jamile Samuel       |
| DOM | Mariely Sánchez, Fani Chala, Marleni Mejía, Margarita Manzueta       |
| NGR | Peace Uko Alphonsus, Patience Okon, Stephanie Kalu, Regina George    |

**Heat 2:** 1, Great Britain & NI 42.75; 2, Canada 42.99; (non-qualifiers) 3, Switzerland 43.21; 4, Italy 44.05; Bahamas DQ (r163.3a) (42.72); Ukraine DQ (r40.1) (43.12)

#### Teams

|     |   |
|-----|---|
| GBR | Dina Asher-Smith, Ashleigh Nelson, Annabelle Lewis, Hayley Jones              |
| CAN | Crystal Emmanuel, Kimberley Hyacinthe, Shai Davis, Khamica Bingham            |
| SUI | Mujinga Kambundji, Marisa Lavanchy, Ellen Sprunger, Léa Sprunger              |
| ITA | Audrey Alloh, Marzia Caravelli, Ilenia Draisci, Martina Amidei                |
| UKR | Olesya Povh, Nataliya Pohrebnyak, Mariya Ryemyen, Yelizaveta Bryzgina         |
| BAH | Sheniqua Ferguson, Shaunae Miller, Cache Armbrister, Debbie Ferguson McKenzie |

**Heat 3:** 1, United States 41.82; 2, Brazil 42.29; 3, Russia 42.94; (non-qualifiers) 4, Trinidad & Tobago 43.01; 5, Poland 43.18; 6, Colombia 43.65; 7, PR of China 44.22

#### Teams

|     |  |
|-----|--|
| USA | Jeneba Tarmoh, Alex Anderson, English Gardner, Octavious Freeman           |
| BRA | Evelyn dos Santos, Ana Cláudia Silva, Franciela Krasucki, Rosângela Santos |
| RUS | Olga Belkina, Natalya Rusakova, Yelizaveta Savlinis, Yelena Bolsun         |
| TTO | Kamaria Durant, Michelle-Lee Ahjee, Reyare Thomas, Kai Selvon              |
| POL | Marika Popowicz, Weronika Wedler, Ewelina Ptak, Marta Jeschke              |
| COL | Yomara Hinestroza, Alejandra Idrovo, Darlenis Obregón, Eliecet Palacios    |
| CHN | Tao Yujia, Li Meijuan, Liang Xiaojing, Wei Yongli                          |

## Beijing 2015

#### Final (Aug 29)

|                   |                    |             |
|-------------------|--------------------|-------------|
| 1, <sup>[6]</sup> | Jamaica            | 41.07       |
| 2, <sup>[5]</sup> | United States      | 41.68       |
| 3, <sup>[4]</sup> | Trinidad & Tobago  | 42.03       |
| 4, <sup>[7]</sup> | Great Britain & NI | 42.10       |
| 5, <sup>[3]</sup> | Germany            | 42.64       |
| 6, <sup>[9]</sup> | Canada             | 43.05       |
| <sup>[8]</sup>    | Russia             | DNF         |
| <sup>[2]</sup>    | Netherlands        | DQ (r170.7) |

The Jamaicans were again at full strength with World Champions on legs one and four and new star Thompson on the third. Conversely, the United States were without their number one sprinter Tori Bowie, who was taken out of consideration for the relay pool after missing two relay practice sessions earlier in the summer.

Campbell-Brown gained over a metre on Gardner at the start. Morrison and particularly Thompson stretched the advantage over Felix and Prandini, leading by 1½ metres at the final change-over. In third was Trinidad and Tobago just ahead of the Netherlands, who botched their take-over and were disqualified. Fraser-Pryce gained over four metres on the anchor, with Jamaica running 41.08, the second-fastest time ever.

#### Teams:

|     |   |
|-----|---|
| JAM | Veronica Campbell-Brown, Natasha Morrison, Elaine Thompson, Shelly-Ann Fraser-Pryce |
| USA | English Gardner, Allyson Felix, Jenna Prandini, Jasmine Todd                        |
| TTO | Kelly-Ann Baptiste, Michelle-Lee Ahjee, Reyare Thomas, Semoy Hackett                |
| GBR | Asha Philip, Dina Asher-Smith, Jodie Williams, Desiree Henry                        |
| GER | Rebekka Haase, Alexandra Burghardt, Gina Lückenkemper, Verena Sailer                |
| CAN | Crystal Emmanuel, Kimberly Hyacinthe, Isatu Fofanah, Khamica Bingham                |
| NED | Nadine Visser, Dafne Schippers, Naomi Sedney, Jamile Samuel                         |
| RUS | Marina Panteleyeva, Kseniya Ryzhova, Yelizaveta Demirova, Anna Kukushkina           |

#### First round (First 3 & 2 fastest to final) (Aug 29)

**Heat 1:** 1, Jamaica 41.84; 2, Great Britain & NI 42.48; 3, Canada 42.60; 4, Russia 43.09; (non-qualifiers) 5, PR of China 43.18; 6, Poland 43.20; 7, Italy 43.22; Nigeria DQ (r40.9) (43.89)

#### Teams:

|     |   |
|-----|---|
| JAM | Sherone Simpson, Natasha Morrison, Kerron Stewart, Shelly-Ann Fraser-Pryce    |
| GBR | Asha Philip, Jodie Williams, Bianca Williams, Desiree Henry                   |
| CAN | Crystal Emmanuel, Kimberly Hyacinthe, Isatu Fofanah, Khamica Bingham          |
| RUS | Marina Panteleyeva, Kseniya Ryzhova, Yelizaveta Demirova, Yekaterina Smirnova |
| CHN | Liang Xiaojing, Kong Lingwei, Lin Huijun, Wei Yongli                          |
| POL | Agata Forkasiewicz, Anna Kielbasińska, Weronika Wedler, Marta Jeschke         |
| ITA | Giulia Riva, Irene Siragusa, Anna Bongiorno, Gloria Hooper                    |
| NGR | Gloria Asumnu, Stephanie Kalu, Deborah Odeyemi DQ (r40.9), Cecilia Francis    |

**Heat 2:** 1, United States 42.00; 2, Trinidad & Tobago 42.24; 3, Netherlands 42.32; 4, Germany 42.64; (non-qualifiers) 5, Brazil 43.15; 6, Switzerland 43.38; 7, France 43.58; 8, Ukraine 43.59

#### Teams:

|     |   |
|-----|---|
| USA | English Gardner, Allyson Felix, Jenna Prandini, Jasmine Todd                      |
| TTO | Kelly-Ann Baptiste, Michelle-Lee Ahjee, Reyare Thomas, Khalifa St. Fort           |
| NED | Nadine Visser, Dafne Schippers, Naomi Sedney, Jamile Samuel                       |
| GER | Rebekka Haase, Alexandra Burghardt, Gina Lückenkemper, Verena Sailer              |
| BRA | Bruna Jéssica Farias, Franciela Krasucki, Vitoria Cristina Rosa, Rosângela Santos |
| SUI | Marisa Lavanchy, Léa Sprunger, Mujinga Kambundji, Sarah Atcho                     |
| FRA | Lénora Guion-Firmin, Stella Akakpo, Maroussia Pare, Céline Distel-Bonnet          |
| UKR | Olesya Povh, Nataliya Strohova, Hrystyna Stuy, Nataliya Pygyda                    |

#### 4 x 100 METRES RELAY

##### Multiple Medallists:

|   |                         |     |                                      |
|---|-------------------------|-----|--------------------------------------|
| 6 | Beverly McDonald        | JAM | 91-1, 95-2, 97-2, 99-3, 01-3, 05-2h2 |
| 5 | Kerron Stewart          | JAM | 07-2, 09-1, 11-2, 13-1, 15-1h1       |
|   | Shelly-Ann Fraser-Pryce | JAM | 07-2h2, 09-1, 11-2, 13-1, 15-1       |
| 4 | Juliet Cuthbert         | JAM | 83-3, 91-1, 95-2, 97-2               |
|   | Merlene Ottey           | JAM | 83-3, 91-1, 93-3, 95-2               |
|   | Merlene Frazer          | JAM | 91-1h1, 97-2, 99-3, 01-3             |
|   | Veronica Campbell/Brown | JAM | 05-2, 07-2, 11-2, 15-1               |
| 3 | Dahlia Duhaney          | JAM | 91-1, 93-2h1, 95-2                   |
|   | Chryste Gaines          | USA | 95-1, 97-1, 03-2                     |
|   | Christine Arron         | FRA | 97-3, 99-2, 03-1                     |
|   | Sylviane Félix          | FRA | 97-3, 01-2, 03-1                     |
|   | Patricia Léno/Girard    | FRA | 97-3, 99-2, 03-1                     |
|   | Aleen Bailey            | JAM | 99-3, 05-2, 09-1                     |
|   | Muriel Hurtis           | FRA | 99-2, 01-2, 03-1                     |
|   | Lauryn Williams         | USA | 03-1h1, 05-1, 07-1                   |
|   | Sherone Simpson         | JAM | 05-2, 11-2, 15-1h1                   |
|   | Allyson Felix           | USA | 07-1, 11-1, 15-2                     |
| 2 | 22 women                |     |                                      |

## Women's 4x100 Metres Relay, continued

## Most Finals:

|   |          |                                      |
|---|----------|--------------------------------------|
| 6 | McDonald | 91-1, 95-2, 97-2, 99-3, 01-3, 03-dnf |
|---|----------|--------------------------------------|

## Most Appearances:

|   |                          |  |
|---|--------------------------|--|
| 7 | McDonald                 | 91-1, 95-2, 97-2, 99-3, 01-3, 03-dnf/final, 05-2h2   |
|   | Debbie Ferguson/McKenzie | BAH 95-4, 97-6, 99-1, 03-3h2, 09-2, 11-6h3, 13-dq/h2 |

## National Placings:

|               | 1         | 2         | 3         | 4         | 5         | 6         | 7         | 8        | Points     |
|---------------|-----------|-----------|-----------|-----------|-----------|-----------|-----------|----------|------------|
| JAM           | 4         | 5         | 4         | -         | -         | -         | -         | -        | 91         |
| USA           | 6         | 4         | -         | 1         | -         | -         | -         | -        | 81         |
| GER           | 2         | 1         | 3         | 2         | 5         | -         | 1         | -        | 73         |
| FRA           | 1         | 2         | 1         | 3         | 2         | -         | 2         | -        | 55         |
| GBR           | -         | 1         | 1         | 2         | 2         | -         | -         | 2        | 33         |
| RUS           | 1         | -         | 1         | -         | 4         | -         | 1         | -        | 32         |
| BAH           | 1         | 1         | -         | 1         | -         | 1         | -         | -        | 23         |
| NGR           | -         | -         | -         | 2         | -         | 1         | 2         | -        | 17         |
| URS           | -         | 1         | 1         | -         | -         | 1         | -         | -        | 16         |
| CAN           | -         | -         | -         | -         | 1         | 3         | -         | -        | 13         |
| UKR           | -         | -         | 1         | 1         | -         | -         | -         | -        | 11         |
| BLR           | -         | -         | 1         | -         | -         | 1         | 1         | -        | 11         |
| BRA           | -         | -         | -         | 1         | 1         | -         | 1         | -        | 11         |
| BUL           | -         | -         | -         | 2         | -         | -         | -         | -        | 10         |
| BEL           | -         | -         | 1         | -         | -         | 1         | -         | -        | 9          |
| TTO           | -         | -         | 1         | -         | -         | 1         | -         | -        | 9          |
| CUB           | -         | -         | -         | -         | -         | 3         | -         | -        | 9          |
| COL           | -         | -         | -         | -         | -         | 1         | 1         | 1        | 6          |
| FIN           | -         | -         | -         | -         | -         | 1         | 1         | -        | 5          |
| POL           | -         | -         | -         | -         | -         | -         | 1         | 2        | 4          |
| GRE           | -         | -         | -         | -         | -         | 1         | -         | -        | 3          |
| ITA           | -         | -         | -         | -         | -         | -         | 1         | -        | 2          |
| AUS           | -         | -         | -         | -         | -         | -         | -         | 1        | 1          |
| CHN           | -         | -         | -         | -         | -         | -         | -         | 1        | 1          |
| TCH           | -         | -         | -         | -         | -         | -         | -         | 1        | 1          |
| <b>Totals</b> | <b>15</b> | <b>15</b> | <b>15</b> | <b>15</b> | <b>15</b> | <b>15</b> | <b>13</b> | <b>7</b> | <b>528</b> |

|     |   |
|-----|---|
| TCH | Ta'ána Kocembová 48.93, Milena Matejkovičová 52.13, Zuzana Moravčíková 51.51, Jarmila Kratochvílová 47.75 |
| URS | Yelena Korban 51.51, Marina Ivanova 49.84, Irina Baskakova 50.38, Mariya Pinigina 49.79                   |
| CAN | Charmaine Crooks 51.95, Jillian Richardson 51.95, Molly Killingbeck 52.43, Marita Payne 51.08             |
| USA | Roberta Belle 53.63, Easter Gabriel 52.08, Rosalyn Bryant 51.41, Denean Howard 50.45                      |
| FRG | Rita Daimer 54.40, Ute Thimm 51.62, Gisela Gottwald 52.78, Gaby Bussmann 50.63                            |
| BUL | Svobodka Damyanova 53.85, Rositsa Stamenova 51.24, Katya Ilieva 52.87, Galina Penkova 52.40               |
| ROU | Iulia Radu 54.14, Daniela Matei 53.13, Cristieana Cojocaru 53.86, Elena Lina 54.48                        |

## First round (First 3 &amp; 2 fastest to final) (Aug 13)

Heat 1: 1, United States 3:26.82; 2, Canada 3:27.21; 3, Czechoslovakia 3:27.60; 4, FRG 3:29.70; 5, Romania 3:30.96 (All qualified)

## Teams &amp; unofficial splits:

|     |   |
|-----|---|
| USA | Roberta Belle 52.52, Easter Gabriel 52.50, Rosalyn Bryant 50.69, Denean Howard 51.11                      |
| CAN | Charmaine Crooks 51.45, Jillian Richardson 53.20, Molly Killingbeck 50.82, Marita Payne 51.74             |
| TCH | Milena Matejkovičová 53.32, Zuzana Moravčíková 52.10, Ta'ána Kocembová 50.24, Jarmila Kratochvílová 51.94 |
| FRG | Rita Daimer 52.82, Ute Thimm 53.10, Gisela Gottwald 52.54, Gaby Bussmann 51.24                            |
| ROU | Iulia Radu 53.38, Daniela Matei 52.37, Cristieana Cojocaru 51.93, Elena Lina 53.28                        |

Heat 2: 1, USSR 3:28.77; 2, GDR 3:29.05; 3, Bulgaria 3:31.11; (non-qualifiers) 4, Jamaica 3:34.17; 5, Puerto Rico 3:42.79

## Teams &amp; unofficial splits:

|     |   |
|-----|---|
| URS | Yelena Korban 50.85, Marina Ivanova 51.10, Irina Baskakova 52.17, Mariya Pinigina 54.65     |
| GDR | Kerstin Walther 52.40, Udine Bremer 51.57, Ellen Fiedler 51.73, Sabine Busch 53.35          |
| BUL | Svobodka Damyanova 53.61, Rositsa Stamenova 51.66, Katya Ilieva 52.42, Galina Penkova 53.42 |
| JAM | Cathy Rattray 52.80, Ovrill Brown 52.66, Jacqueline Pusey 53.14, Grace Jackson 55.57        |
| PUR | Madeline de Jesús 54.03, Vilma Paris 55.87, Margaret de Jesús 56.27, Nilsa Paris 56.62      |

## 4 x 400 Metres Relay

## Helsinki 1983

## Final (Aug 14)

|    |                |         |
|----|----------------|---------|
| 1, | GDR            | 3:19.73 |
| 2, | Czechoslovakia | 3:20.32 |
| 3, | USSR           | 3:21.16 |
| 4, | Canada         | 3:27.41 |
| 5, | United States  | 3:27.57 |
| 6, | FRG            | 3:29.43 |
| 7, | Bulgaria       | 3:30.36 |
| 8, | Romania        | 3:35.61 |

A third Helsinki gold medal for Jarmila Kratochvílová looked a distinct possibility, especially as the GDR would apparently be without Marita Koch, who had not raced at 400m all year.

Czechoslovakia, the GDR and the USSR dominated the final from start to finish. By putting individual silver medallist Kocembová on the first leg, the Czechs expected to get a big lead and this they managed when a terrific 48.93 split gave her team an advantage of 15m. The two Czech "weak links", Matejkovičová and Moravčíková, followed. Matejkovičová lost all that advantage on the second leg as the GDR, through Sabine Busch, moved ahead. Then came the GDR's masterstroke: the unexpected insertion of Koch on stage three.

Less than three hours after taking the 200m title, Koch sped away from the opposition to open up a 25m gap with a split of 48.55. Some of this ground was, however, lost on the final changeover. Rübsum started a little early and Koch had to lunge three times before the baton was successfully passed. The USSR were now a clear second.

The GDR's lead proved too much for Kratochvílová, who nevertheless moved into second place with a brilliant 47.75. The winning time was the fourth quickest ever, and might well have been a world record had it not been for the fumble on the last exchange.

"That last race was the hardest," said Koch. "I could feel every one of the 11 races I had already run."

## Teams &amp; unofficial splits:

|     |   |
|-----|---|
| GDR | Kerstin Walther 50.95, Sabine Busch 49.45, Marita Koch 48.55, Dagmar Rübsum 50.78 |
|-----|---|

## Rome 1987

## Final (Sep 6)

|    |               |         |
|----|---------------|---------|
| 1, | GDR           | 3:18.63 |
| 2, | USSR          | 3:19.50 |
| 3, | United States | 3:21.04 |
| 4, | Canada        | 3:24.11 |
| 5, | FRG           | 3:24.94 |
| 6, | Jamaica       | 3:27.51 |
| 7, | France        | 3:27.60 |
| 8, | Bulgaria      | 3:30.24 |

Sabine Busch claimed her third World Championship gold medal when she comfortably held off individual champion Olga Bryzgina on the anchor leg.

The GDR looked vulnerable without Marita Koch and were only fifth after the first changeover. However, Emmelmann's stint of 49.1 followed by Müller's 48.64 gave Busch a 15m advantage at the last changeover. The United States were an isolated third.

## Teams &amp; unofficial splits:

|     |   |
|-----|---|
| GDR | Dagmar Neubauer 51.4, Kirsten Emmelmann 49.1, Petra Müller 48.64, Sabine Busch 49.48        |
| URS | Aelita Yurchenko 51.2, Olga V. Nazarova 50.2, Mariya Pinigina 49.09, Olga Bryzgina 49.03    |
| USA | Diane Dixon 50.9, Denean Howard 50.3, Valerie Brisco 49.97, Lillie Leatherwood 49.86        |
| CAN | Charmaine Crooks 51.0, Molly Killingbeck 51.5, Marita Payne 51.02, Jillian Richardson 50.59 |
| FRG | Ute Thimm 50.85, Helga Arendt 52.9, Gudrun Abt 50.86, Gisela Kinzel 50.58                   |
| JAM | Cathy Rattray 51.8, Sandra Farmer 52.6, Ilrey Oliver 51.78, Sandie Richards 51.31           |
| FRA | Nathalie Simon, Nadine Debois, Hélène Huart 51.53, Fabienne Ficher 51.23                    |
| BUL | Tsvetanka Ilieva 51.6, Rositsa Stamenova 52.7, Pepa Pavlova 53.78, Yuliana Marinova 52.19   |



**First round (First 3 & 2 fastest to final) (Sep 5)**

**Heat 1:** 1, USSR 3:20.75; 2, United States 3:22.32; 3, Canada 3:24.50; 4, France 3:27.76; (non-qualifiers) 5, Cuba 3:29.78; 6, Kenya 3:30.16; 7, Brazil 3:30.91; 8, India 3:31.55

**Teams & unofficial splits where known:**

URS Aelita Yurchenko 50.43, Olga V. Nazarova 50.42, Mariya Pinigina 49.80, Olga Bryzgina 50.10  
 USA Diane Dixon, Denean Howard, Valerie Brisco, Lillie Leatherwood  
 CAN Charmaine Crooks, Molly Killingbeck, Marita Payne, Jillian Richardson  
 FRA Nathalie Simon, Nadine Debois, H el ene Huart, Fabienne Fischer  
 CUB Esther Petit on, Odalis Hern andez, Tania Fern andez, Ana Quirot 49.9  
 KEN Geraldine Shitandayi, Florence Wanjiru, Esther Kavaya, Francisca Chepkurui  
 BRA Suzete Montalvao, Mar ia Fialho Bortolucci, Soraya Telles, Mar ia Figueir edo  
 IND Vandana Shanbag, Vandana Rao, Shiny Abraham, PT Usha

**Heat 2:** 1, GDR 3:22.97; 2, Bulgaria 3:25.85; 3, FRG 3:26.75; 4, Jamaica 3:27.13; (non-qualifiers) 5, Hungary 3:31.56; 6, Italy 3:31.72; 7, Spain 3:32.01; 8, Ireland 3:32.56

**Teams & unofficial splits where known:**

GDR Kirsten Emmelmann, Dagmar Neubauer, Cornelia Ulrich, Petra M uller 49.2  
 BUL Malena Andonova, Rositsa Stamenova, Pepa Pavlova, Yuliana Marinova  
 FRG Karin Lix, Helga Arendt, Gudrun Abt, Gisela Kinzel  
 JAM Cathy Rattray 52.13, Sandie Richards, Sandra Farmer, Ilrey Oliver  
 HUN Erzsebet Szab , Erika Szopori, Noemi B atori, Judit Forg acs  
 ITA Rossana Morabito, Cosetta Campana, Nevia Pistrino, Erica Rossi  
 ESP Rosa Colorado, Cristina P erez, Montserrat Pujol, Blanca Lacambra  
 IRL Carroll Walsh, Barbara Johnson, Patricia Walsh, Patricia Amond

**Tokyo 1991****Final (Sep 1)**

|                       |         |
|-----------------------|---------|
| 1, USSR               | 3:18.43 |
| 2, United States      | 3:20.15 |
| 3, Germany            | 3:21.25 |
| 4, Great Britain & NI | 3:22.01 |
| 5, Nigeria            | 3:24.45 |
| 6, Canada             | 3:27.42 |
| 7, Spain              | 3:27.57 |
| 8, Hungary            | 3:29.07 |

The United States opened up a big lead on the first leg but were reeled in by the Soviet Union. Thanks to a sub-49 leg by Olga V. Nazarova, Bryzgina – the reigning Olympic Champion – took over level with Lillie Leatherwood on the anchor leg. The American proved to be no match for Bryzgina, who won her third (and the USSR's final) World Championship gold.

Germany's bronze medal was due to the inclusion of double sprint champion Krabbe on the second leg. She clocked 49.8 to bring her team up from sixth to third. They lost this place temporarily to Great Britain before Breuer produced the fastest split of the day on the anchor leg.

**Teams & unofficial splits:**

URS Tatyana Ledovskaya 51.7, Lyudmila Dzhigalova 49.2, Olga V. Nazarova 48.87, Olga Bryzgina 48.67  
 USA Rochelle Stevens 50.8, Diane Dixon 49.7, Jearl Miles 49.24, Lillie Leatherwood 50.38  
 GER Uta Rohl ander 52.0, Katrin Krabbe 49.8, Christine Wachtel 50.76, Grit Breuer 48.65  
 GBR Lorraine Hanson 51.8, Phylis Smith 51.0, Sally Gunnell 49.46, Linda Keough 49.71  
 NGR Fatima Yusuf 51.57, Mary Onyali 51.63, Airat Bakare 51.28, Charity Opara 49.97  
 CAN Rosie Edeh 51.9, Karen Clarke 52.1, Cheryl Allen 52.51, Charmaine Crooks 50.89  
 ESP Julia Merino 52.2, Blanca Lacambra 52.0, Sandra Myers 50.85, Gregoria Ferrer 52.56  
 HUN Edit Moln ar 54.0,  gnes Koz ary 51.4, No mi B atori 51.76, Judit Forg acs 51.87

**First round (First 3 & 2 fastest to final) (Aug 31)**

**Heat 1:** 1, United States 3:24.92; 2, Germany 3:25.93; 3, Canada 3:27.15; 4, Hungary 3:28.38; (non-qualifiers) 5, Switzerland 3:30.32; 6, Norway 3:32.76

**Teams:**

USA Rochelle Stevens, Diane Dixon, Natasha Kaiser, Lillie Leatherwood  
 GER Uta Rohl ander, Annet Hesselbarth, Christine Wachtel, Kathrin Schreiter  
 CAN Rosie Edeh, Karen Clarke, Cheryl Allen, Charmaine Crooks

HUN Edit Moln ar,  gnes Koz ary, No mi B atori, Judit Forg acs  
 SUI Kathrin Luhti, Regula Scalabrin, Martha Grossenbacher, Anita Protti  
 NOR Trine Rugsveen, Lisbeth Pettersen, Mona Karin Riisnes, S olvi Olsen

**Heat 2:** 1, USSR 3:23.38; 2, Great Britain & NI 3:23.89; 3, Nigeria 3:26.29; 4, Spain 3:29.12; (non-qualifiers) 5, Cuba 3:31.43; 6, Japan 3:35.82; 7, India 3:38.54

**Teams:**

URS Anna Chuprina, Lyudmila Dzhigalova, Tatyana Alekseyeva, Olga V. Nazarova  
 GBR Lorraine Hanson, Phylis Smith, Sally Gunnell, Linda Keough  
 NGR Charity Opara, Airat Bakare, Omotayo Akinremi, Fatima Yusuf  
 ESP Blanca Lacambra, Julia Merino, Esther Lahoz, Sandra Myers  
 CUB Lencys Montelier, Odalmis Limonta, Nery McLe on, Ana Quirot  
 JPN Yumiko Tokuda, Masayo Kitagwa, Ryoko Sato, Keiko Amano  
 IND Ashwini Nachappa, Alphonsa Rayen, Sylvina Cecil Pais, Saramma Kutty (Split times for heats not taken)

**Stuttgart 1993****Final (Aug 22)**

|                       |         |
|-----------------------|---------|
| 1, United States      | 3:16.71 |
| 2, Russia             | 3:18.38 |
| 3, Great Britain & NI | 3:23.41 |
| 4, Jamaica            | 3:23.83 |
| 5, Germany            | 3:25.49 |
| 6, France             | 3:27.08 |
| 7, Czech Republic     | 3:27.94 |
| 8, Switzerland        | 3:28.52 |

The 500m stagger often hides the quickest runners on the first leg of a 4x400m relay. Not so this time because sprint star Torrence produced the astonishing time of 49.0 to give the United States a huge lead. With the individual 400m gold and silver medallists to follow, the USA were never in danger of being caught, even though another sprint specialist, Privalova, ran 48.47 for Russia on the anchor.

**Teams & unofficial splits:**

USA Gwen Torrence 49.0, Maicel Malone 49.4, Natasha Kaiser-Brown 49.48, Jearl Miles 48.78  
 RUS Yelena Ruzina 50.8, Tatyana Alekseyeva 49.3, Margarita Ponomaryova 49.78, Irina Privalova 48.47  
 GBR Linda Keough 52.1, Phylis Smith 50.0, Tracy Goddard 51.44, Sally Gunnell 49.90  
 JAM Deon Hemmings 51.1, Inez Turner 51.1, Juliet Campbell 51.47, Sandie Richards 50.16  
 GER Heike Meissner 51.69, Sandra Seuser 51.59, Anja R ucker 50.77, Linda Kisabaka 51.44  
 FRA Elsa Devassogne 53.0, Evelyne Elie 51.5, Francine Landre 51.13, Marie-Louise B evis 51.50  
 TCH Nadezda Kostovalov a 52.2, Helena Dziurow a 52.4, Hana Benesov a 52.53, Ludmila Formanov a 50.92  
 SUI Helen Burkart 53.4, Regula Zurcher-Scalabrin 50.8, Marquita Brillante 52.48, Kathrin Luthi 51.74

**First round (First 3 & 2 fastest to final) (Aug 21)**

**Heat 1:** 1, Jamaica 3:23.82; 2, Russia 3:24.67; 3, Czech Republic 3:29.25; 4, Switzerland 3:29.67; (non-qualifiers) 5, Ukraine 3:30.57; Cuba DNF; Canada DNS

**Teams & unofficial splits:**

JAM Beverly Grant 51.6, Inez Turner 50.6, Deon Hemmings 50.61, Sandie Richards 51.01  
 RUS Yelena Golesheva 51.1, Yelena Ruzina 50.8, Vera Sychugova 51.82, Tatyana Alekseyeva 50.98  
 TCH Nadezda Kostovalov a 52.2, Helena Dziurow a 53.5, Hana Benesov a 52.53, Ludmila Formanov a 51.02  
 SUI Marquita Brillante 55.1, Regula Zurcher-Scalabrin 51.2, Helen Burkart 52.75, Kathrin Luthi 50.62  
 UKR Olga Lisakova 53.4, Aelita Yurchenko 51.4, Yelena Nasonkina 51.80, Yelena Storchevaya 53.81  
 CUB Lencys Montelier 52.0 (dropped baton), Julia Duporty, Idalmis Bonne, Odalmis Limonta  
 CAN No declaration

**Heat 2:** 1, United States 3:24.08; 2, Great Britain & NI 3:27.04; 3, Germany 3:27.44; 4, France 3:28.62; (non-qualifiers) 5, Nigeria 3:33.12; 6, Portugal 3:34.76; 7, Spain 3:38.61

**Teams & unofficial splits:**

USA Terri Dendy 51.6, Michelle Collins 50.9, Maicel Malone 50.00, Natasha Kaiser-Brown 51.41  
 GBR Linda Keough 52.7, Phylis Smith 50.8, Tracy Goddard 52.00, Sally Gunnell 51.60  
 GER Heike Meissner 52.1, Sandra Seuser 52.2, Anja R ucker 51.01, Linda Kisabaka 52.15

|     |  |
|-----|--|
| FRA | Elsa Devassoigne 54.0, Evelyne Elien 51.8, Francine Landre 51.74, Marie-Louise Bévis 51.13 |
| NGR | Omolade Akinremi 54.0, Omotayo Akinremi 52.1, Bisi Afolabi 53.19, Emily Odoemenam 53.81    |
| POR | Marta Mareira 54.3, Elsa Amaral 53.1, Cristina Regalo 53.44, Natalia Moura 53.88           |
| ESP | Blanca Lacambra 55.22, Esther Lahoz 53.50, Yolanda Reyes 55.11, Miriam Alonso 54.78        |

|     |  |
|-----|--|
| NGR | Falilat Ogunkoya 51.8, Olabisi Afolabi 50.9, Lade Akinremi 53.17, Fatima Yusuf 49.59         |
| GBR | Melanie Neef 51.7, Stephanie Llewellyn 51.4, Lorraine Hanson 51.71, Georgina Oladapo 50.67   |
| CZE | Nadezda Kostovalová 52.6, Hana Benesová 51.6, Ludmila Formanová 50.76, Helena Fuchsová 51.34 |
| ITA | Francesca Carbone 53.3, Patrizia Spuri 52.1, Danielle Perpoli 53.39, Virna De Angeli 52.10   |

## Gothenburg 1995

### Final (Aug 13)

|    |                    |                       |
|----|--------------------|-----------------------|
| 1, | United States      | 3:22.39               |
| 2, | Russia             | 3:23.98               |
| 3, | Australia          | 3:25.88               |
| 4, | Germany            | 3:26.10               |
| 5, | Great Britain & NI | 3:26.89               |
| 6, | Nigeria            | 3:27.85               |
| 7, | Cuba               | 3:29.27               |
|    | Jamaica            | DQ (r163.3) (3:23.76) |

There had been some debate behind the scenes about the composition of the US relay team. Gwen Torrence and hurdle stars Kim Batten and Tonja Buford were being considered by the coaching staff, but the main relay squad rejected this proposal.

In the event, the US won easily. Britain led at the first changeover before Russia and the USA moved clear. On both the second and third legs, the Russian runner started quickly before fading and succumbing to their US rivals. A 49.56 anchor by Miles secured the US victory. Hurdles medallist Hemmings overtook the Russian anchor to finish second for Jamaica.

The second fastest split of the race was 49.57 by Cathy Freeman, who brought Australia from a distant sixth to fourth, then third when Jamaica were disqualified for a lane infringement.

### Teams & unofficial splits:

|     |  |
|-----|--|
| USA | Kim Graham 51.1, Rochelle Stevens 50.7, Camara Jones 51.01, Jearl Miles 49.56                        |
| RUS | Tatyana Chebykina 51.1, Svetlana Goncharenko 51.2, Yuliya Sotnikova 51.25, Yelena Andreyeva 50.44    |
| AUS | Lee Naylor 52.6 estimate, Renee Poetschka 51.9 estimate, Melina Gainsford 51.82, Cathy Freeman 49.57 |
| GER | Karin Janke 52.1, Silke Knoll 50.7, Linda Kisabaka 51.09, Uta Röhländer 52.24                        |
| GBR | Melanie Neef 51.0, Stephanie Llewellyn 52.1, Lorraine Hanson 52.21, Georgina Oladapo 51.58           |
| NGR | Olabisi Afolabi 51.9, Falilat Ogunkoya 51.7, Lade Akinremi 53.49, Fatima Yusuf 50.72                 |
| CUB | Surella Morales 52.42, Nancy McLeon 51.91, Idalmis Bonne 52.69, Julia Duporty 52.25                  |
| JAM | Revoli Campbell 51.5, Merlene Frazer 51.4, Sandie Richards 50.49, Deon Hemmings 50.35                |

### First round (First 3 & 2 fastest to final) (Aug 12)

**Heat 1:** 1, Russia 3:22.24; 2, Australia 3:26.08; 3, Cuba 3:26.32; (non-qualifiers) 4, Ukraine 3:26.43; 5, France 3:27.11; 6, Spain 3:31.71; Colombia COL DNF

### Teams & unofficial splits:

|     |  |
|-----|--|
| RUS | Tatyana Chebykina 51.0, Svetlana Goncharenko 50.5, Tatyana Zakharova 50.62, Yelena Andreyeva 50.09 |
| AUS | Lee Naylor 52.4, Renee Poetschka 51.0, Melinda Gainsford 51.90, Cathy Freeman 50.76                |
| CUB | Surella Morales 51.8, Nancy McLeon 51.3, Idalmis Bonne 52.26, Julia Duporty 50.97                  |
| UKR | Viktoriya Fomenko 52.5, Olga Moroz 51.4, Irina Lenskaya 52.22, Yelena Rurak 50.28                  |
| FRA | Marie-Louise Bévis 53.4, Viviane Dorsile 52.1, Evelyne Elien 51.30, Marie-José Pérec 50.30         |
| ESP | Esther Lahoz 54.2, Sandra Myers 50.7, Mariam Bravo 54.47, Yolanda Reyes 52.38                      |
| COL | Patricia Rodríguez DNF, Elia Manuela Mera, Mirtha Brock, Norfalia Carabali                         |

**Heat 2:** 1, United States 3:23.29; 2, Jamaica 3:23.71; 3, Germany 3:23.84; 4, Nigeria 3:25.42; 5, Great Britain & NI 3:25.50; (non-qualifiers) 6, Czech Republic 3:26.27; 7, Italy 3:30.88

### Teams & unofficial splits:

|     |   |
|-----|---|
| USA | Kim Graham 51.5, Rochelle Stevens 50.1, Nicole Green 51.49, Camara Jones 50.21            |
| JAM | Claudine Williams 51.6, Merlene Frazer 51.9, Revoli Campbell 50.00, Sandie Richards 50.21 |
| GER | Linda Kisabaka 52.0, Karin Janke 51.0, Sandra Kuschmann 50.68, Uta Röhländer 50.18        |

## Athens 1997

### Final (Aug 10)

|    |                    |         |
|----|--------------------|---------|
| 1, | Germany            | 3:20.92 |
| 2, | United States      | 3:21.03 |
| 3, | Jamaica            | 3:21.30 |
| 4, | Russia             | 3:21.57 |
| 5, | Czech Republic     | 3:23.73 |
| 6, | Great Britain & NI | 3:26.27 |
| 7, | Nigeria            | 3:30.04 |
| 8, | Italy              | 3:30.63 |

Races don't come much more exciting than this one as four teams were still in contention at the last change-over. As the runners entered the final straight it was Alekseyeva of Russia leading from Richards of Jamaica, Miles-Clark of USA and Breuer of Germany. Based on form in the individual 400m it looked as though Richards (2nd) and Miles-Clark (3rd) would fight it out, as indeed they did, but for silver. It was Breuer, only fourth in the 400m but always a notch better in relays, who dug deepest. She powered past a struggling Alekseyeva on the inside and stole a march on the other two to complete her leg in 48.69. Having been suspended at the time of the last two editions, these were her first World Championships since, as a junior, she finished second in the 400m in 1991. Miles-Clark ran her anchor in 49.19 and Richards 49.45.

### Teams & unofficial splits:

|     |   |
|-----|---|
| GER | Anke Feller 51.7, Uta Röhländer 50.2, Anja Rucker 50.38, Grit Breuer 48.69                        |
| USA | Maicel Malone 51.2, Kim Graham 50.2, Kim Batten 50.51, Jearl Miles-Clark 49.19                    |
| JAM | Inez Turner 52.4, Lorraine Graham 49.9, Deon Hemmings 49.58, Sandie Richards 49.45                |
| RUS | Tatyana Chebykina 51.2, Olga Kotlyarova 49.8, Yekaterina Kulikova 50.43, Tatyana Alekseyeva 50.17 |
| CZE | Nadezda Kostovalová 52.0, Ludmila Formanová 51.7, Hana Benesová 50.21, Helena Fuchsová 49.83      |
| GBR | Allison Curbishley 51.5, Michelle Pierre 51.6, Michelle Thomas 52.27, Donna Fraser 50.95          |
| NGR | Olabisi Afolabi 51.30, Fatima Yusuf 54.20, Doris Jacob 52.74, Falilat Ogunkoya 51.80              |
| ITA | Patrizia Spuri 52.4, Francesca Carbone 52.1, Carla Barbarino 54.16, Virna De Angeli 51.96         |

### First round (First 3 & 2 fastest to final) (Aug 9)

**Heat 1:** 1, Germany 3:24.70; 2, Czech Republic 3:25.11; 3, Great Britain & NI 3:25.78; 4, Nigeria 3:27.94; (non-qualifiers) 5, Hungary 3:35.56

### Teams & unofficial splits:

|     |  |
|-----|--|
| GER | Anke Feller 52.7, Uta Röhländer 50.0, Anja Rucker 51.76, Grit Breuer 50.29                   |
| CZE | Nadezda Kostovalová 52.0, Hana Benesová 50.7, Ludmila Formanová 51.61, Helena Fuchsová 50.82 |
| GBR | Allison Curbishley 51.3, Michelle Pierre 51.9, Michelle Thomas 52.24, Donna Fraser 50.39     |
| NGR | Doris Jacob 53.2, Olabisi Afolabi 50.6, Saidat Onanuga 52.27, Falilat Ogunkoya 51.87         |
| HUN | Annamária Borí 54.4, Bárbara Pétrahn 52.8, Alice Kun 55.41, Judit Szekeres 53.03             |

**Heat 2:** 1, United States 3:25.37; 2, Jamaica 3:25.53; 3, Russia 3:25.83; 4, Italy 3:30.34; (non-qualifiers) 5, Greece 3:37.14

### Teams & unofficial splits:

|     |  |
|-----|--|
| USA | Michelle Collins 51.2, Kim Graham 51.0, Natasha Kaiser-Brown 52.14, Maicel Malone 51.08            |
| JAM | Nadia Graham 52.3, Lorraine Graham 50.8, Inez Turner 51.87, Sandie Richards 50.58                  |
| RUS | Tatyana Chebykina 51.8, Yuliya Tarasenko 51.0, Yekaterina Kulikova 51.39, Olga Kotlyarova 51.68    |
| ITA | Danielle Perpoli 54.3, Patrizia Spuri 51.6, Francesca Carbone 51.70, Virna De Angeli 52.75         |
| GRE | Hrisoula Goudenoudi 55.4, Maria Pahatouridou 53.6, Hristina Panagou 53.73, Marina Vasarmidou 54.44 |

## Seville 1999

## Final (Aug 29)

|                   |         |
|-------------------|---------|
| 1, Russia         | 3:21.98 |
| 2, United States  | 3:22.09 |
| 3, Germany        | 3:22.43 |
| 4, Czech Republic | 3:23.82 |
| 5, Jamaica        | 3:24.83 |
| 6, Australia      | 3:28.04 |
| 7, Cuba           | 3:29.19 |
| 8, Italy          | 3:29.56 |

The USA led narrowly from Russia for the first two legs thanks to Reid and Malone-Wallace, but Kotlyarova took the Russians into a four metre lead on the third stage and Nazarova, with a very mature run, just held off Miles-Clark on the anchor. Rucker and Breuer (with the race's fastest split of 49.04) on the final two legs hoisted Germany into third place, only a stride or two behind the leading duo. The highly rated Nigerians did not show up for their heat.

## Teams &amp; unofficial splits:

|     |  |
|-----|--|
| RUS | Tatyana Chebykina 51.5, Svetlana Goncharenko 50.0, Olga Kotlyarova 50.28, Natalya Nazarova 50.17 |
| USA | Suziann Reid 51.4, Maicel Malone-Wallace 49.9, Michele Collins 50.99, Jearl Miles-Clark 49.83    |
| GER | Anke Feller 52.2, Uta Rohländer 51.6, Anja Rucker 49.58, Grit Breuer 49.04                       |
| CZE | Jitka Burianová 51.9, Hana Benesová 51.6, Ludmila Formanová 50.52, Helena Fuchsová 49.84         |
| JAM | Beverly Grant 53.6, Lorraine Graham 49.6, Claudine Williams 51.07, Deon Hemmings 50.54           |
| AUS | Tania Van Heer 51.70, Lee Naylor 51.13, Susan Andrews 51.48, Cathy Freeman 53.73                 |
| CUB | Julia Duporty 53.4, Zulia Calatayú 52.0, Yupalis Díaz 52.43, Idalmis Bonne 51.33                 |
| ITA | Virna De Angeli 53.3, Patrizia Spuri 51.8, Francesca Carbone 52.58, Monica Niederstatter 51.90   |

## First round (First 2 &amp; 2 fastest to final) (Aug 28)

Heat 1: 1, Russia 3:24.51; 2, Australia 3:27.31; 3, Cuba 3:27.54; (non-qualifiers) 4, Canada 3:28.47; 5, Senegal 3:30.99; 6, Spain 3:36.28

## Teams &amp; unofficial splits:

|     |   |
|-----|---|
| RUS | Natalya Sharova 52.0, Yekaterina Bakhvalova 50.2, Tatyana Chebykina 51.51, Svetlana Goncharenko 50.78 |
| AUS | Tamsyn Lewis 53.3, Lee Naylor 50.6, Susan Andrews 52.01, Cathy Freeman 51.44                          |
| CUB | Julia Duporty 53.3, Zulia Calatayú 51.3, Yupalis Díaz 52.00, Idalmis Bonne 50.97                      |
| CAN | Karlene Haughton 53.1, LaDonna Antoine 51.8, Candice Jones 51.86, Foy Williams 51.72                  |
| SEN | Aida Diop 53.0, Tacko Diouf 51.5, Aminata Diouf 55.69, Amy Mbacke Thiam 50.81                         |
| ESP | Elena Corcoles 54.0, Yolanda Reyes 54.8, Miriam Bravo 54.26, Lisette Ferri 53.26                      |

Heat 2: 1, Germany 3:24.80; 2, Czech Republic 3:25.58; 3, Jamaica 3:27.78; (non-qualifiers) 4, Great Britain & NI 3:27.99; 5, Cameroon 3:33.51; Liberia DQ (r41.1) (3:55.30)

## Teams &amp; unofficial splits:

|     |   |
|-----|---|
| GER | Anke Feller 51.9, Uta Rohländer 51.3, Anja Knippel 50.37, Anja Rucker 51.20                   |
| CZE | Jitka Burianová 51.7, Hana Benesová 51.2, Ludmila Formanová 50.82, Helena Fuchsová 51.85      |
| JAM | Beverly Grant 52.8, Charmaine Howell 51.9, Tracey Barnes 52.70, Claudine Williams 50.39       |
| GBR | Donna Fraser 51.8, Helen Frost 52.5, Michelle Thomas 52.49, Sinead Dudgeon 51.22              |
| CMR | Mireille Nguimgo 53.0, Myriam Mani 51.8, Stephanie Nicole Zanga 55.19, Claudine Komgang 53.52 |
| LBR | Jocelyn Harris 61.3, Grace Dinkins 55.6, Joetta Dweh 59.03, Hannah Cooper DQ (r40.1) (59.38)  |

Heat 3: 1, United States 3:25.10; 2, Italy 3:31.67; (non-qualifiers) 3, Barbados 3:34.37; 4, India 3:36.54; Nigeria DNS

## Teams &amp; unofficial splits:

|     |   |
|-----|---|
| USA | Suziann Reid 51.7, Maicel Malone-Wallace 50.7, Andrea Anderson 51.69, Michelle Collins 51.00  |
| ITA | Danielle Perpoli 54.2, Patrizia Spuri 52.1, Monica Niederstatter 53.07, Virna de Angeli 52.26 |
| BAR | Andrea Blackett 53.3, Melissa Straker 53.1, Lucy-Ann Richards 53.83, Joanne Durant 54.15      |
| IND | M K Asha 55.8, Beenamol Kalayathum 53.1, Rosa Kutty 53.36, Jincy Philip 54.32                 |
| NGR | Falilat Ogunkoya, Charity Opara, Olabisi Afolabi, Mabel Madojemu                              |

## Edmonton 2001

## Final (Aug 12)

|                       |         |
|-----------------------|---------|
| 1, Jamaica            | 3:20.65 |
| 2, Germany            | 3:21.97 |
| 3, Russia             | 3:24.92 |
| 4, United States      | 3:26.88 |
| 5, Great Britain & NI | 3:26.94 |
| 6, France             | 3:27.54 |
| 7, Poland             | 3:27.78 |
| 8, Canada             | 3:27.93 |

Jamaica, a country with a share of bad luck in World Championship and Olympic relays, benefited from a terrible mistake by the United States anchor runner. The race started well for the USA when Miles-Clark – seeking a fifth successive world relay medal – opened up with a 50.2 first leg. Hennagan moved further away with a 49.7 on the second leg, and Collins held a 10m advantage over Parris. halfway through the third stage. Parris herself was 10m up on the Germans, and the Jamaican then closed slightly on Collins.

The US anchor runner Reid would have wanted a cushion over her Jamaican counterpart, who was the World and Olympic silver medallist Fenton. Collins delivered a 7m advantage, then suddenly Fenton emerged as the clear leader on the first bend. The Unfortunate Reid had received the baton safely, but then dropped it when passing it from her left to her right hand. It bounced behind her onto the infield and by the time she retrieved it, 40m and a certain medal had been lost. Jamaican went on to win in a Commonwealth record of 3:20.65. Observers felt that without the dropped baton, there would have been a great race between Fenton and Reid. A month later at the Goodwill Games in Brisbane, the same teams clashed again with the US defeating Jamaica 3:24.63 to 3:24.87.

## Teams &amp; unofficial splits:

|     |  |
|-----|--|
| JAM | Sandie Richards 50.9, Catherine Scott 50.1, Debbie-Ann Parris 49.70, Lorraine Fenton 49.95               |
| GER | Florence Ekpo-Umoh 51.7, Shanta Ghosh 50.0, Claudia Marx 50.61, Grit Breuer 49.65                        |
| RUS | Irina Rosikhina 52.6, Yuliya Nosova 50.6, Anastasiya Kapachinskaya 51.11, Olesya Zykina 50.56            |
| USA | Jearl Miles-Clark 50.2, Monique Hennagan 49.7, Michele Collins 49.96, Suziann Reid 57.01 (dropped baton) |
| GBR | Lee McConnell 52.2, Helen Frost 51.1, Natasha Danvers 51.97, Catherine Murphy 51.65                      |
| FRA | Francine Landre 51.8, Anita Mormand 51.9, Sylvanie Morandais 51.97, Marie-Louise Bévis 51.84             |
| POL | Aleksandra Pieluzek 53.2, Grażyna Prokopek 50.8, Aneta Lemiesz 52.05, Małgorzata Pskit 51.74             |
| CAN | Foy Williams 52.33, Samantha George 51.38, Danielle Kot 52.83, LaDonna Antoine 51.39                     |

## First round (First 3 &amp; 2 fastest to final) (Aug 11)

Heat 1: 1, United States 3:21.97; 2, Jamaica 3:24.87; 3, Canada 3:25.68; 4, France 3:26.92; 5, Poland 3:27.37; (non-qualifiers) 6, Cuba 3:28.68; 7, Puerto Rico 3:30.81

## Teams &amp; unofficial splits:

|     |  |
|-----|--|
| USA | Demetria Washington 50.3, Michele Collins 50.3, Mikele Barber 50.98, Suziann Reid 50.39      |
| JAM | Michelle Burgher 52.5, Catherine Scott 50.5, Deon Hemmings 51.49, Sandie Richards 50.42      |
| CAN | Foy Williams 51.5, Samantha George 51.8, Danielle Kot 51.47, LaDonna Antoine 50.91           |
| FRA | Francine Landre 52.0, Anita Mormand 51.3, Sylvanie Morandais 52.27, Marie-Louise Bévis 51.41 |
| POL | Aleksandra Pieluzek 52.7, Grażyna Prokopek 50.7, Aneta Lemiesz 51.97, Małgorzata Pskit 52.01 |
| CUB | Yudalis Diaz 53.3, Julia Duporty 50.5, Lisvania Grenot 53.22, Daimí Pernía 51.63             |
| PUR | Militza Castro 53.5, Yvonne Harrison 50.8, Sandra Moya 53.34, Yamelis Ortiz 53.14            |

Heat 2: 1, Germany 3:26.81; 2, Great Britain & NI 3:27.25; 3, Russia 3:27.39; (non-qualifiers) 4, Belarus 3:28.93; 5, Senegal 3:30.03; 6, Japan 3:33.51; 7, Spain 3:33.78

## Teams &amp; unofficial splits:

|     |   |
|-----|---|
| GER | Florence Ekpo-Umoh 52.3, Shanta Ghosh 51.0, Claudia Marx 52.59, Grit Breuer 50.88                 |
| GBR | Lee McConnell 52.4, Lesley Owusu 51.8, Catherine Murphy 51.49, Donna Fraser 51.57                 |
| RUS | Natalya Shevtsova 52.9, Irina Rosikhina 51.9, Anastasiya Kapachinskaya 51.47, Olesya Zykina 51.12 |
| BLR | Natalya Saffronnikova 53.2, Svetlana Usovich 52.3, Irina Khlyustova 52.15, Anna Kozak 51.34       |



|     |  |
|-----|--|
| SEN | Aïda Diop 52.4, Tacko Diouf 52.0, Fatou Binetou Fall 54.62, Amy Mbacké Thiam 51.00 |
| JPN | Miho Sugimori 54.6, Kazue Kakinuma 52.5, Sakie Nobuoka 53.46, Makiko Yoshida 52.9  |
| ESP | Julia Alba 53.7, Norfalia Carabali 52.7, Mirián Bravo 53.79, Yolanda Reyes 53.53   |

## Paris 2003

### Final (Aug 31)

|    |                    |                        |
|----|--------------------|------------------------|
| 1, | United States      | 3:22.63                |
| 2, | Russia             | 3:22.91                |
| 3, | Jamaica            | 3:22.92                |
| 4, | Germany            | 3:26.25                |
| 5, | Poland             | 3:26.64                |
| 6, | Great Britain & NI | 3:26.67                |
| 7, | Cameroon           | 3:27.08                |
|    | Senegal            | DQ (r170.20) (3:25.83) |

The United States made amends for their 2001 disappointment; this time it was the opposition who suffered at the final changeover. European Champion Zykina put Russia in front after leg one. Pechonkina increased that lead but the US were still contention at halfway, while Jamaica were also within range. On the third leg it was 200m champion-elect Kapachinskaya versus the hugely experienced Miles-Clark. The American closed to within 2m. Kapachinskaya exchanged to Nazarova, but the incoming Russian was momentarily blocked by the Senegalese anchor Thiam, who strolled illegally from the waiting echelon into lane 1 before her incoming team-mate had arrived. An unobstructed exchange between Miles-Clark and Sanya Richards popped the US team into a lead of 2m.

One felt that the American – still a junior – might succumb to Nazarova (fourth individually) and/or individual silver medallist Fenton who ran a brilliant first 300m to make up around 10m on the leading pair. However the 18 year-old ran a well-judged leg to hold on to her lead. Fenton could not quite get past the Russian despite clocking far and away the fastest split of the race, 49.38.

### Teams & unofficial splits:

|     |   |
|-----|---|
| USA | Me'lisa Barber 51.1, Demetria Washington 50.9, Jearl Miles Clark 50.05, Sanya Richards 50.58                  |
| RUS | Olesya Zykina 50.8, Yuliya Pechonkina 50.6, Anastasiya Kapachinskaya 50.67, Natalya Nazarova 50.93            |
| JAM | Sandie Richards 52.0, Allison Beckford 50.5, Ronetta Smith 51.1, Lorraine Fenton 49.38                        |
| GER | Claudia Marx 52.2, Birgit Rockmeier 51.5, Claudia Hoffmann 51.89, Grit Breuer 50.63                           |
| POL | Monika Bejnar 52.6, Małgorzata Pskit 51.7, Anna Jesień 51.46, Grażyna Prokopek 50.91                          |
| GBR | Lee McConnell 51.2, Jenny Meadows 51.8, Catherine Murphy 51.13, Natasha Danvers 52.48                         |
| CMR | Mireille Nguimgo 51.52, Caroline Kaboud Mebam 52.23, Delphine Bertille Atangana 51.98, Hortense Béwouda 51.35 |
| SEN | Fatou Bintou Fall 51.4, Tacko Diouf 51.6, Aminata Diouf 52.36, Amy Mbacké Thiam 50.46                         |

### First round (First 2 & 2 fastest to final) (Aug 30)

**Heat 1:** 1, Jamaica 3:26.22; 2, Great Britain & NI 3:26.44; 3, Poland 3:26.66; (non-qualifiers) 4, Greece 3:33.88; 5, India 3:42.25

#### Teams:

|     |  |
|-----|--|
| JAM | Sandie Richards 53.2, Ronetta Smith 50.8, Michelle Burgher 51.29, Allison Beckford 50.99   |
| GBR | Helen Karagounis 53.0, Jenny Meadows 51.6, Catherine Murphy 51.54, Lee McConnell 50.36     |
| POL | Anna Pacholak 52.7, Monika Bejnar 51.3, Anna Jesień 51.71, Grażyna Prokopek 50.91          |
| GRE | Hariklia Boudá 55.8, Faní Halkiá 52.3, Yeoryía Koumnáki 53.81, Chrísoula Goudenóudhi 51.92 |
| IND | Kalpna Reddy 55.0, Satti Geetha 55.2, Sagardeep Kaur 56.83, Manjit Kaur 55.29              |

**Heat 2:** 1, Russia 3:27.97; 2, Cameroon 3:29.40; (non-qualifiers) 3, France 3:30.29; 4, Belarus 3:31.40; 5, Italy 3:32.00; 6, Bulgaria 3:33.92

#### Teams & unofficial splits:

|     |   |
|-----|---|
| RUS | Svetlana Pospelova 51.8, Svetlana Goncharenko 50.6, Olesya Zykina 51.67, Natalya Nazarova 53.93             |
| CMR | Mireille Nguimgo 51.9, Caroline Kaboud Mebam 52.9, Delphine Bertille Atangana 53.25, Hortense Béwouda 51.34 |

|     |  |
|-----|--|
| FRA | Marie-Louise Bévis 53.2, Anita Mormand 51.4, Virginie Michanol 53.45, Solèn Desert 52.2                |
| BLR | Katerina Bobryk 54.5, Natalya Sologub 52.9, Irina Khlyustova 52.69, Svetlana Usovich 51.29             |
| ITA | Danielle Perpoli 54.1, Monika Niederstätter 53.1, Maria Teresa Schutzmann 52.98, Virna De Angeli 51.80 |
| BUL | Monika Gachevska 55.1, Mariana Dimitrova 52.3, Ekaterina Maschova 52.93, Nedyalka Nedkova 53.59        |

**Heat 3:** 1, United States 3:24.57; 2, Germany 3:27.97; 3, Senegal 3:28.37; (non-qualifiers) 4, Ukraine 3:29.65; 5, Mexico 3:29.74; 6, Kazakstan 3:31.20; 7, Israel 3:32.99

#### Teams & unofficial splits:

|     |  |
|-----|--|
| USA | Me'lisa Barber 51.8, Deedee Trotter 51.1, Sanya Richards 50.96, Jearl Miles Clark 50.69          |
| GER | Claudia Marx 52.3, Birgit Rockmeier 52.4, Claudia Hoffmann 52.52, Grit Breuer 50.78              |
| SEN | Fatou Bintou Fall 51.7, Tacko Diouf 53.0, Aminata Diouf 50.58, Amy Mbacké Thiam 53.19            |
| UKR | Natalya Pygyda 53.4, Olga Mishchenko 51.2, Aleksandra Ryzhkova 53.21, Antonina Yefremova 51.83   |
| MEX | Liliana Allen 54.0, Gabriela Medina 53.3, Mayra González 52.5, Ana Guevara 49.95                 |
| KAZ | Tatyana Roslanova 52.9, Natalya Torshina 52.7, Olga Tereshkova 53.27, Svetlana Bodritskaya 52.24 |
| ISR | Irina Lenskiy 53.2, Svetlana Gnezdilov 53.5, Anat Morad 54.46, Anna Tkach 51.77                  |

## Helsinki 2005

### Final (Aug 14)

|    |                    |                        |
|----|--------------------|------------------------|
| 1, | Russia             | 3:20.95                |
| 2, | Jamaica            | 3:23.29                |
| 3, | Great Britain & NI | 3:24.44                |
| 4, | Poland             | 3:24.49                |
| 5, | Ukraine            | 3:28.00                |
| 6, | Germany            | 3:28.39                |
|    | Brazil             | DQ (r170.20) (3:27.40) |
|    | Belarus            | DQ (r163.2) (3:27.00)  |

Russia won the first heat in a world leading 3:20.32, with Krasnomovets and Antyukh on the first two legs sealing their places in the final with legs of 50.1 and 49.4. The USA won the other heat in 3:23.38 and a great final was in prospect, except that lead-off runner Suziann Reid ran out of her lane, dooming her team to disqualification as did Moushami Robinson, who illegally switched position while waiting to start the third leg. One felt pity for Reid as she had been the one to drop the baton four years earlier in Edmonton.

Russia's Pechonkina started slowly in the final, but led Jamaica by a metre at the first handover. Krasnomovets gradually extended the lead in the last 100m of the second stage to 5m with a 49.7 split, as Novlene Williams ran 49.92 for Jamaica, some 10m ahead of Britain and Poland. The margin was 20m after Antyukh's leg, with Jamaica and Poland neck and neck. Pospelova finished 20 metres clear of Jamaica, running the same time as Fenton (50.42), with Britain just holding off Poland for the bronze medal.

#### Teams & unofficial splits:

|     |   |
|-----|---|
| RUS | Yuliya Pechonkina 51.1, Olesya Krasnomovets 49.7, Natalya Antyukh 49.72, Svetlana Pospelova 50.42 |
| JAM | Shericka Williams 51.38, Novlene Williams 49.92, Ronetta Smith 51.57, Lorraine Fenton 50.42       |
| GBR | Lee McConnell 51.5, Donna Fraser 50.9, Nicola Sanders 50.8, Christine Ohuruogu 51.27              |
| POL | Anna Guzowska 52.2, Monika Bejnar 50.2, Grażyna Prokopek 50.47, Anna Jesień 51.59                 |
| UKR | Antonina Yefremova 52.6, Oksana Ilyushkina 52.5, Liliya Pilyugina 51.2, Natalya Pygyda 51.72      |
| GER | Claudia Marx 52.4, Claudia Hoffmann 51.2, Korinna Fink 53.14, Ulrike Urbansky 51.69               |
| BRA | María Laura Almirão 53.1, Geisa Coutinho 51.5, Josiane Tito 51.99, Lucimar Teodoro 50.83          |
| BLR | Yelena Nevmerzhitskaya 52.9, Natalya Sologub 51.3, Anna Kozak 52.48, Ilona Usovich 50.34          |

### First round (First 3 & 2 fastest to final) (Aug 13)

**Heat 1:** 1, Russia 3:20.32; 2, Poland 3:26.04; 3, Belarus 3:27.65; 4, Germany 3:27.96; (non-qualifiers) 5, Senegal 3:29.03; 6, Romania 3:30.97; 7, Belarus 3:38.96

#### Teams & unofficial splits:

|     |   |
|-----|---|
| RUS | Olesya Krasnomovets 50.1, Natalya Antyukh 49.4, Tatyana Firova 50.09, Olesya Zykina 50.78 |
|-----|---|

|     |  |
|-----|--|
| POL | Anna Guzowska 52.6, Monika Bejnar 50.6, Grażyna Prokopek 51.02, Zuzanna Radecka 51.8         |
| BLR | Natalya Sologub 51.9, Yulyana Zhalniryuk 54.0, Anna Kozak 51.73, Ilona Usovich 50.02         |
| GER | Claudia Marx 52.2, Claudia Hoffmann 51.0, Korinna Fink 52.87, Ulrike Urbansky 51.93          |
| SEN | Aida Diop 53.8, Fatou Binetou Fall 51.0, Aminata Diouf 53.72, Amy Mbacké Thiam 50.51         |
| ROU | Angela Moroşanu 52.6, Mihaela Neascu 52.7, Alina Ripanu 52.75, Maria Rus 52.93               |
| BUL | Monika Gachevska 54.8, Mariyana Dimitrova 52.9, Nedialka Nedkova 55.06, Monika Ivanova 56.19 |

**Heat 2:** 1, Great Britain & NI 3:26.19; 2, Brazil 3:26.82; 3, Ukraine 3:27.23; 4, Jamaica 3:27.87; (Non-qualifiers) 5, Mexico 3:31.41; 6, South Africa 3:31.71; United States DQ (r163.3) (3:23.38)

#### Teams & unofficial splits:

|     |   |
|-----|---|
| GBR | Lee McConnell 51.3, Donna Fraser 51.9, Nicola Sanders 51.38, Christine Ohuruogu 51.56         |
| BRA | Maria Laura Almirão 52.3, Geisa Coutinho 52.1, Josiane Tito 51.56, Lucimar Teodoro 50.82      |
| UKR | Antonina Yefremova 52.3, Oksana Ilyushkina 52.5, Liliya Pilyugina 50.95, Natalya Pygyda 51.44 |
| JAM | Shericka Williams 52.1, Novlene Williams 50.7, Ronetta Smith 53.56, Lorraine Fenton 51.51     |
| MEX | Ruth Grajeda 54.3, Gabriela Medina 52.8, Mayra González 52.01, Magali Yañez 52.32             |
| RSA | Amanda Kotze 53.9, Dominique Koster 53.4, Surita Febbraio 52.45, Estie Wittstock 51.92        |
| USA | Suziann Reid 52.8, Monique Hennagan 50.2, Moushaumi Robinson 51.02, Monique Henderson 49.33   |

## Osaka 2007

### Final (Sep 2)

|    |                    |         |
|----|--------------------|---------|
| 1, | United States      | 3:18.55 |
| 2, | Jamaica            | 3:19.73 |
| 3, | Great Britain & NI | 3:20.04 |
| 4, | Russia             | 3:20.25 |
| 5, | Belarus            | 3:21.88 |
| 6, | Poland             | 3:26.49 |
| 7, | Cuba               | 3:27.05 |
| 8, | Mexico             | 3:29.14 |

Shericka Williams gave Jamaica the lead in the final, surprisingly heading Britain's new World Champion Ohuruogu 50.5 to 50.6. The tenor of the race changed on the second leg. Lloyd kept Jamaica in front till just before the 600m point, when Felix went past. The double 200m World Champion had covered her first half in 22.2, and she kept going to record 48.0 for her leg, giving the USA a 10m advantage they would maintain to the finish. Jamaica were four metres clear of Russia and Britain were a similar margin behind the Russians. Veshkurova and McConnell ran the fastest third legs, leaving Jamaica just one metre ahead of Russia at the final take-over. Richards kept the USA clear of trouble with a well-judged 49.07 anchor. Williams's 48.93 was enough to hold off Sanders for the silver medal, despite the Briton's 48.76 leg which took her past Antyukh just before the finish. The US time was the fastest in the championships since 1993.

#### Teams & unofficial splits:

|     |   |
|-----|---|
| USA | Deedee Trotter 51.2, Allyson Felix 48.0, Mary Wineberg 50.24, Sanya Richards 49.07              |
| JAM | Shericka Williams 50.5, Shereefa Lloyd 50.1, Davita Prendergast 50.18, Novlene Williams 48.93   |
| GBR | Christine Ohuruogu 50.6, Marilyn Okoro 50.9, Lee McConnell 49.79, Nicola Sanders 48.76          |
| RUS | Lyudmila Litvinova 51.1, Natalya Nazarova 50.0, Tatyana Veshkurova 49.79, Natalya Antyukh 49.40 |
| BLR | Yulyana Yushchanka 51.4, Iryna Khliustava 50.7, Ilona Usovich 49.97, Svetlana Usovich 49.78     |
| POL | Zuzanna Radecka 51.8, Grażyna Prokopek 50.6, Ewelina Sętowska-Drick 52.58, Anna Jesień 51.44    |
| CUB | Aymée Martínez 52.2, Daimí Pernía 51.8, Zulia Calatayú 52.20, Indira Terrero 50.85              |
| MEX | Zudikey Rodríguez 53.7, Gabriela Medina 51.6, Nallely Vela 53.20, Ana Guevara 50.66             |

### First round (First 3 & 2 fastest to final) (Sep 1)

**Heat 1:** 1, Russia 3:23.49; 2, Belarus 3:25.14; 3, Jamaica 3:26.14; 4, Cuba 3:27.04; (non-qualifiers) 5, Nigeria 3:27.97; 6, Ukraine 3:30.76; 7, Romania 3:35.69

#### Teams & unofficial splits:

|     |   |
|-----|---|
| RUS | Yelena Migunova 51.5, Natalya Nazarova 50.5, Lyudmila Litvinova 50.65, Tatyana Levina 50.79   |
| BLR | Yulyana Yushchanka 51.5, Iryna Khliustava 51.1, Anna Kozak 51.52, Svetlana Usovich 51.08      |
| JAM | Shericka Williams 51.9, Anastasia Le-Roy 52.8, Davita Prendergast 50.66, Shereefa Lloyd 50.83 |
| CUB | Aymée Martínez 52.7, Daimí Pernía 51.6, Zulia Calatayú 51.56, Indira Terrero 51.21            |
| NGR | Shade Abugan 51.9, Christy Ekpuhkhon 51.7, Olouma Nwoke 52.03, Sekinat Adesanya 52.34         |
| UKR | Natalya Pygyda 53.0, Antonina Yefremova 52.7, Olga Zavhorodnya 52.78, Oksana Shcherbak 52.28  |
| ROU | Taisia Crestincov 54.8, Liliana Popescu 53.8, Elena Mirela Lavric 54.54, Ionela Tirlea 52.47  |

**Heat 2:** 1, United States 3:23.37; 2, Great Britain & NI 3:25.45; 3, Poland 3:26.45; 4, Mexico 3:27.14; (non-qualifiers) 5, France 3:29.87; 6, Japan 3:30.17; 7, Brazil 3:34.34; India DQ (r170.19)

#### Teams & unofficial splits:

|     |   |
|-----|---|
| USA | Deedee Trotter 51.3, Monique Hennagan 50.1, Mary Wineberg 50.78, Natasha Hastings 51.16         |
| GBR | Lee McConnell 51.6, Donna Fraser 51.6, Marilyn Okoro 50.88, Nicola Sanders 51.34                |
| POL | Agnieszka Karpiesiuk 53.1, Grażyna Prokopek 50.7, Zuzanna Radecka 50.47, Anna Jesień 52.19      |
| MEX | Zudikey Rodríguez 53.3, Gabriela Medina 51.2, Nallely Vela 52.94, Ana Guevara 49.70             |
| FRA | Thélia Sigère 53.6, Marie-Angélique Lacordelle 51.7, Phara Anacharsis 51.96, Solen Désert 52.62 |
| JPN | Sayaka Aoki 53.5, Asami Tanno 51.6, Satomi Kubokura 52.88, Mayu Kida 52.18                      |
| BRA | Maria Laura Almirão 53.9, Emily Pinheiro 53.3, Sheila Ferreira 54.05, Josiane Tito 53.06        |
| IND | Mandeep Kaur 54.8, Manjeet Kaur 54.9, Chitra K. Soman 54.39, Iyleen Samantha not known          |

## X

## Berlin 2009

### Final (Aug 23)

|    |                    |                      |
|----|--------------------|----------------------|
| 1, | United States      | 3:17.83              |
| 2, | Jamaica            | 3:21.15              |
| 3, | Great Britain & NI | 3:25.16              |
| 4, | Germany            | 3:27.61              |
| 5, | Nigeria            | 3:28.55              |
| 6, | France             | 3:30.16              |
| 7, | Cuba               | 3:36.99              |
|    | Russia             | DQ (r41.1) (3:21.64) |

**Rightful finalists:** Canada

Dunn gave the US the lead in the final with a 50.5 opening leg, 2m clear of Kapachinskaya, with Jamaica a further 5m behind. As she had done in Osaka and Beijing, Felix then settle the race, extending the USA lead to 10 metres with a 48.8 leg, as Firova (49.9) was almost caught by Williams-Mills's 49.6. Demus maintained the USA lead with a 50.14 leg, while Russia stayed 3m clear of Jamaica. Richards then ran the fastest lap of her career – 48.44 to give the USA a 25m win, while Shericka Williams outran Krivoshapka by a full second to win Jamaican silver. For Felix, this was a sixth world gold.

Eight years later the Russian lead-off runner Kapachinskaya, and therefore her entire relay team, were disqualified after she failed re-tests of her doping samples from the Beijing Olympics and Daegu World Championships. It wasn't the first time she had been involved in a doping story. Back in 2003, she was promoted to gold in the World Championship 200m following the disqualification of Kelli White (USA). One year later, the Russian was herself stripped of the 2004 world indoor 200m title after testing positive for a banned substance. This time she was suspended to 2020 with more than 60 results disqualified, including 2011 where she won individual and relay bronzes.

#### Teams & unofficial splits:

|     |  |
|-----|--|
| USA | Debbie Dunn 50.5, Allyson Felix 48.8, Lashinda Demus 50.14, Sanya Richards 48.44                 |
| JAM | Rosemarie Whyte 51.4, Novlene Williams-Mills 49.6, Shereefa Lloyd 50.15, Shericka Williams 50.04 |
| GBR | Lee McConnell 52.1, Christine Ohuruogu 50.6, Vicky Barr 52.13, Nicola Sanders 50.35              |

|     |   |
|-----|---|
| GER | Fabienne Kohlmann 52.9, Sorina Nwachukwu 52.0, Esther Cremer 51.50, Claudia Hoffmann 51.26                            |
| NGR | Endurance Abinuwa 53.6, Ajoke Odumosu 51.9, Josephine Ehigie 52.20, Folashade Abugan 50.88                            |
| FRA | Virginie Michanol 52.4, Aurelie Kamga 52.2, Symphora Behi 52.29, Solène Desert-Mariller 53.27                         |
| CUB | Diosmely Peña 58.53, Daysurami Bonne 52.01, Zulia Calatayú 52.53, Indira Terrero 53.92                                |
| RUS | Anastasiya Kapachinskaya DQ (r40.9) (50.7), Tatyana Firova 49.9, Lyudmila Litvinova 50.02, Antonina Krivoshapka 51.04 |

**First round (First 3 & 2 fastest to final) (Aug 22)**

**Heat 1:** 1, United States 3:29.31; 2, Nigeria 3:29.60; 3, France 3:29.60; (non-qualifiers) 4, Australia 3:30.80; 5, Italy 3:31.05; 6, Brazil 3:31.42; 7, Mexico 3:40.03; Bahamas DQ (r170.20) (3:38.48)

**Teams & unofficial splits:** (e = computed estimate based on photo-finish time at finish line of first leg runner before stagger unwinds)

|     |   |
|-----|---|
| USA | Debbie Dunn 51.1, Natasha Hastings 51.8, Jessica Beard 51.38, Sanya Richards 54.99            |
| NGR | Endurance Abinuwa 52.9, Ajoke Odumosu 52.0, Josephine Ehigie 52.57, Folashade Abugan 52.16    |
| FRA | Virginie Michanol 53.4, Aurelie Kamga 52.2, Symphora Behi 52.21, Solène Desert-Mariller 51.77 |
| AUS | Pirrenee Steinert 53.8, Madeleine Pape 52.1, Caitlin Pincott 53.56, Tamsyn Lewis 51.35        |
| ITA | Marta Milani 52.89, Daniela Reina 53.03, Maria Enrica Spacca 52.93, Libania Grenot 52.20      |
| BRA | Geisa Coutinho 53.4, Emmily Pinheiro 52.0, Sheila Ferreira 53.55, Jailma de Lima 52.38        |
| MEX | Alejandra Cherizola 55.3e, Nallely Vela 53.1e, Ruth Grajeda 55.73, Karla Dueñas 55.91         |
| BAH | Sasha Rolle 54.9e, Shakeitha Henfield 55.9e, Rashan Brown 53.21, Katrina Seymour 54.49        |

**Heat 2:** 1, Jamaica 3:24.72; 2, Germany 3:25.08; 3, Great Britain & NI 3:25.23; 4, Cuba 3:27.36; (non-qualifiers) 5, Canada 3:29.17; 6, Japan 3:34.46; Russia DQ (r41.1) (3:23.80); Ukraine DQ (r41.1) (3:30.76)

**Teams & unofficial splits:** (e = computed estimate based on photo-finish time at finish line of first leg runner before stagger unwinds)

|     |   |
|-----|---|
| JAM | Kaliese Spencer 51.8, Shereefa Lloyd 50.7, Rosemarie Whyte 51.77, Novlene Williams-Mills 50.36  |
| GER | Fabienne Kohlmann 52.4, Sorina Nwachukwu 50.6, Esther Cremer 51.86, Claudia Hoffmann 50.25  |
| GBR | Nicola Sanders 51.00, Vicky Barr 51.25, Jenny Meadows 52.13, Lee McConnell 50.85  |
| CUB | Susana Clement 53.2e, Daysurami Bonne 51.4e, Zulia Calatayú 51.58, Indira Terrero 51.20   |
| CAN | Esther Akinsulie 53.0, Adrienne Power 52.5, Jenna Martin 52.31, Carline Muir 51.30  |
| JPN | Sayaka Aoki 55.4e, Asami Tanno 51.6e, Mayu Sato 53.45, Satomi Kubokura 54.00  |
| RUS | Natalya Nazarova 51.8e, Tatyana Firova 49.5e, Natalya Antyukh 50.85, Lyudmila Litvinova 51.65 (Team disqualified because of association with squad member Anastasiya Kapachinskaya) |
| UKR | Yuliya Baraley 53.3, Tatyana Petlyuk DQ (r40.1) (52.4), Anastasiya Rabchenyuk 51.63, Antonina Yefremova 53.44   |

**X Daegu 2011****Final (Sep 3)**

|    |                    |                      |
|----|--------------------|----------------------|
| 1, | United States      | 3:18.09              |
| 2, | Jamaica            | 3:18.71              |
| 3, | Great Britain & NI | 3:23.63              |
| 4, | Belarus            | 3:25.64              |
| 5, | Czech Republic     | 3:26.57              |
| 6, | Nigeria            | 3:29.82              |
|    | Russia             | DQ (r41.1) (3:19.36) |
|    | Ukraine            | DQ (r41.1) (3:23.86) |

**Rightful finalists:** Italy & Cuba

In the final Richards-Ross broke the race open on the first leg, clocking a magnificent 49.4, the fastest run from the gun by a woman in Daegu. Whyte for Jamaica was second, six metres behind, just ahead of Krivoshapka (50.3). On the second leg, Felix (49.2) extended the lead slightly over Prendergast. Beard and Williams-Mills both ran 49.84 for their legs, with Jamaica now six metres ahead of Russia.

McCorory anchored the USA in 49.52, a leg which featured a fast first half and a laboured last 50m, but she got home five metres clear of Shericka Williams who ran 49.22, the same time as Kapachinskaya in third. For Richards-Ross, it was a record fourth 4x4 gold.

Ukraine and Russia were ultimately removed from the results when Yefremova (2012) then Kapachinskaya (2017) were disqualified for doping offences which dated back to before their Daegu appearances. As in 2009, Russia forfeited the bronze medals. Their heat performance was also annulled (under IAAF rule 41.1), even though Kapachinskaya was rested for that round.

When all these details were confirmed (in late June 2017), Ohuruogu emerged as a six-time medallist. She had been part of the British teams which had originally finished third in 2005, 2007, 2013 and 2015, as well as fourth in 2009 and 2011. Her 2013 bronze turned to silver because of that year's disqualification of Antonina Krivoshapka. With Kapachinskaya also out of the equation, both those fourth places became bronzes.

**Teams & unofficial splits:** (e = computed estimate based on photo-finish time at finish line of first leg runner before stagger unwinds)

|     |  |
|-----|--|
| USA | Sanya Richards Ross 49.4, Allyson Felix 49.2, Jessica Beard 49.84, Francena McCorory 49.52                             |
| JAM | Rosemarie Whyte 50.4e, Davita Prendergast 49.3e, Novlene Williams Mills 49.84, Shericka Williams 49.22                 |
| GBR | Perri Shakes-Drayton 50.5, Nicola Sanders 50.7, Christine Ohuruogu 51.98, Lee McConnell 50.43                          |
| BLR | Hanna Tashpulatava 51.68, Yulianna Yuschanka 51.27, Ilona Usovich 52.56, Svetlana Usovich 50.13                        |
| CZE | Denisa Rosolová 52.3, Zuzana Bergrová 51.5, Jitka Burianová 52.16, Zuzana Hejnová 50.67                                |
| NGR | Omolara Omotosho 52.4, Joke Odumosu 52.5, Margaret Etim 52.40, Bukola Abogunloko 50.59                                 |
| RUS | Antonina Krivoshapka 50.3, Natalya Antyukh 50.0, Lyudmila Litvinova 49.96, Anastasiya Kapachinskaya DQ (r40.9) (49.22) |
| UKR | Natalya Pygyda 50.8, Anastasiya Rabchenyuk 50.5, Anna Yaroshchuk 52.00, Antonina Yefremova DQ (r40.9) (50.50)          |

**First round (First 2 & 2 fastest to final) (Sep 2)**

**Heat 1:** 1, United States 3:23.57; 2, Belarus 3:24.28; (non-qualifiers) 3, Germany 3:27.31; 4, France 3:28.02; 5, Australia 3:32.27; Kazakhstan DNF; Ukraine DQ (r41.1) (3:24.13)

**Teams & unofficial splits:** (e = computed estimate based on photo-finish time at finish line of first leg runner before stagger unwinds)

|     |  |
|-----|--|
| USA | Natasha Hastings 50.8, Jessica Beard 49.9, Francena McCorory 51.18, Keshia Baker 51.65                     |
| BLR | Hanna Tashpulatava 51.8e, Yulianna Yuschanka 50.6e, Ilona Usovich 51.64, Svetlana Usovich 50.22            |
| GER | Janin Lindenberg 52.7e, Esther Cremer 50.9e, Lena Schmidt 52.66, Claudia Hoffmann 51.07                    |
| FRA | Phara Anacharsis 52.74, Muriel Hurtis 50.81, Marie Gayot 52.10, Floria Guei 52.37                          |
| AUS | Caitlin Sargent 54.1e, Caitlin Pincott 51.8e, Lauren Boden 52.74, Anneliese Rubie 53.60                    |
| KAZ | Aleksandra Kuzina 56.5e, Viktoriya Yalovtseva 53.1e, Marina Maslenko dnf, Tatyana Khadjimuratova           |
| UKR | Natalya Pygyda 51.1e, Olga Zavgorodnya 51.3e, Anna Yaroshchuk 51.54, Antonina Yefremova DQ (r40.9) (50.18) |

**Heat 2:** 1, Nigeria 3:25.59; 2, Czech Republic 3:26.01; (non-qualifiers) 3, Cuba 3:26.74; 4, Canada 3:27.92; 5, Brazil 3:32.43; Russia DQ (r41.1) (3:20.94)

**Teams & unofficial splits:** (e = computed estimate based on photo-finish time at finish line of first leg runner before stagger unwinds)

|     |   |
|-----|---|
| NGR | Omolara Omotosho 51.6e, Joke Odumosu 51.2e, Margaret Etim 51.36, Bukola Abogunloko 51.44  |
| CZE | Denisa Rosolová 52.2e, Zuzana Bergrová 51.1e, Jitka Bartoničková 52.14, Zuzana Hejnová 50.59  |
| CUB | Aymée Martínez 52.88, Diosmely Peña 50.86, Susana Clement 51.95, Daysurami Bonne 51.05  |
| CAN | Adrienne Power 51.9e, Esther Akinsulie 51.6e, Jenna Martin 51.35, Lemlem Bereket 53.03  |
| BRA | Geisa Coutinho 51.8e, Bárbara de Oliveira 51.6e, Joelma Sousa 56.44, Jailma de Lima 52.63   |
| RUS | Kseniya Vdovina 51.4, Kseniya Zadorina 49.8, Lyudmila Litvinova 49.55, Antonina Krivoshapka 50.28 (Team disqualified because of association with squad member Anastasiya Kapachinskaya) |

**Heat 3:** 1, Jamaica 3:22.01; 2, Great Britain & NI 3:23.05; (non-qualifiers) 3, Italy 3:26.48; 4, Ireland 3:27.48; 5, PR of China 3:32.39; 6, Korea 3:43.22; Turkey DQ (r41.1) (3:32.15)

**Teams & unofficial splits:** (e = computed estimate based on photo-finish time at finish line of first leg runner before stagger unwinds)

|     |   |
|-----|---|
| JAM | Rosemarie Whyte 51.4e, Shereefa Lloyd 49.9e, Patricia Hall 50.98, Davita Prendergast 49.75      |
| GBR | Christine Ohuruogu 51.78, Nicola Sanders 51.31, Lee McConnell 50.06, Perri Shakes-Drayton 49.90 |
| ITA | Chiara Bazzoni 52.9e, Maria Enrica Spacca 51.3e, Libania Grenot 51.01, Marta Milani 51.28       |
| IRL | Marian Heffernan Andrews 53.4e, Joanne Cuddihy 49.9e, Claire Bergin 52.60, Michelle Carey 51.54 |



|     |  |
|-----|--|
| CHN | Chen Yanmei 53.8e, Tang Xiaoyin 52.8e, Zheng Zhihui 53.17, Chen Jingwen 53.63                      |
| KOR | Woo Yu-Jin 54.7e, Lee Ha-Ni 55.4e, Park Seong-Myun 57.36, Oh Se-Ra 55.76                           |
| TUR | Nagihan Karadere 54.9e, Birsen Yavuz-Engin 51.4e, Meliz Redif 52.29, Pinar Saka DQ (r40.9) (53.53) |

**X****Moscow 2013****Final (Aug 17)**

|    |                    |                       |
|----|--------------------|-----------------------|
| 1, | United States      | 3:20.41               |
| 2, | Great Britain & NI | 3:22.61               |
| 3, | France             | 3:24.21               |
| 4, | Ukraine            | 3:27.38               |
| 5, | Nigeria            | 3:27.57               |
| 6, | Romania            | 3:28.40               |
|    | Italy              | DQ (r170.6) (3:27.39) |
|    | Russia             | DQ (r41.1) (3:20.19)  |

**Rightful finalists:** Poland

The United States were missing Allyson Felix, such a key contributor to their previous victories, but unavailable following her hamstring tear in the Moscow 200m. Nevertheless the defending champions opened up a lead of three metres on the first stage, which Hastings extended to 10m before Firova gained all of the lost ground in the finishing straight. On stage three, Ryzhova put Russia clear by a couple of metres. Krivoschapka was able to pull further away on the anchor. With 200m remaining, her lead was seven metres, but McCorory pulled back all but two in an enthralling last 100m. Britain were third, while potential medallist Jamaica were disqualified in the heats when Whyte ran out of her lane on the first leg.

Russia's win enabled the hosts to end the championships on top of the Moscow gold medal table with seven golds to six by the United States, but that situation was temporary. The Russian gold total was reduced to six (with fewer silvers than the USA) once Krivoschapka's doping offence was revealed, as noted under the report of the individual women's 400m in Moscow. Under IAAF rule 41.1 the entire Russian relay squad were disqualified, including the team which won their heat without Krivoschapka.

**Teams & unofficial splits** (e = computed estimate based on photo-finish time at finish line of first leg runner before stagger unwinds)

|     |   |
|-----|---|
| USA | Jessica Beard 50.6, Natasha Hastings 50.1, Ashley Spencer 50.44, Francena McCorory 49.25                      |
| GBR | Eilidh Child 51.9, Shana Cox 50.3, Margaret Adeoye 51.01, Christine Ohuruogu 49.43                            |
| FRA | Marie Gayot 51.54, Lenora Guion-Firmin 50.26, Muriel Hurtis 51.74, Floria Gueï 50.67                          |
| UKR | Darya Prystupa 52.5e, Olga Lyakhova 51.2e, Alina Logvynenko 52.50, Natalya Pygyda 51.18                       |
| NGR | Omolaro Omotosho 52.4e, Patience George 51.2e, Bukola Abogunloko 54.29, Regina George 49.67                   |
| ROU | Adelina Pastor 52.7e, Mirela Lavric 51.8e, Sanda Belgyan 53.08, Bianca Răzor 50.85                            |
| ITA | Chiara Bazzoni 52.2e, Marta Milani 51.4e, Maria Erica Spacca 52.66, Libiana Grenot 51.13                      |
| RUS | Yuliya Gushchina 51.0e, Tatyana Firova 49.6e, Kseniya Ryzhova 50.23, Antonina Krivoschapka DQ (r40.9) (49.40) |

**First round (First 2 & 2 fastest to final) (Aug 16)**

**Heat 1:** 1, United States 3:25.18; 2, Italy 3:29.62; 3, Ukraine 3:29.63; (non-qualifiers) 4, Czech Republic 3:30.48; 5, India 3:38.81

**Teams & unofficial splits** (e = computed estimate based on photo-finish time at finish line of first leg runner before stagger unwinds)

|     |  |
|-----|--|
| USA | Ashley Spencer 51.7, Jessica Beard 50.0, Joanna Atkins 51.89, Francena McCorory 51.63          |
| ITA | Chiara Bazzoni 52.7e, Marta Milani 52.4e, Maria Benedict Chigboglu 53.66, Libiana Grenot 50.86 |
| UKR | Darya Prystupa 52.8e, Olga Zemlyak 52.3e, Alina Lohvynenko 52.82, Natalya Pygyda 51.68         |
| CZE | Denisa Rosolová 52.5e, Jitka Bartoničková 52.1e, Jana Slaninová 54.78, Zuzana Hejnová 51.10    |
| IND | Nirmala 57.3e, Tintu Luka 54.0e, Anu Mariam Jose 54.32, Machettira Raju Poovamma 53.19         |

**Heat 2:** 1, Great Britain & NI 3:25.39; 2, Nigeria 3:27.39; 3, France 3:27.75; (non-qualifiers) 4, Bahamas 3:32.91; 5, Trinidad & Tobago 3:33.50; 6, Botswana 3:38.96

**Teams & unofficial splits** (e = computed estimate based on photo-finish time at finish line of first leg runner before stagger unwinds)

|     |   |
|-----|---|
| GBR | Eilidh Child 51.7, Shana Cox 50.9, Margaret Adeoye 51.31, Christine Ohuruogu 51.43          |
| NGR | Patience George 52.2e, Bukola Abogunloko 53.5e, Omolara Omotosho 51.76, Regina George 49.93 |
| FRA | Marie Gayot 52.0e, Muriel Hurtis 52.0e, Phara Anacharsis 52.42, Floria Gueï 51.32           |
| BAH | Amara Jones 53.2e, Lanece Clarke 52.3e, Shakeitha Henfield 53.63, Cotrell Martin 53.76      |
| TTO | Shawna Fermin 53.0e, Sparkle McKnight 53.0e, Domanique Williams 53.99, Romona Modeste 53.55 |
| BOT | Goitseone Seleka 56.2e, Lydia Mashila 53.0e, Oarabile Babolayi 56.63, Amantle Montsho 53.15 |

**Heat 3:** 1, Romania 3:29.62; (non-qualifiers) 2, Poland 3:29.75; 3, Belarus 3:30.28; 4, Canada 3:31.09; Russia DQ (r41.1) (3:23.51); Jamaica DQ (r163.3a) (3:25.25)

**Teams & unofficial splits** (e = computed estimate based on photo-finish time at finish line of first leg runner before stagger unwinds)

|     |   |
|-----|---|
| ROU | Alina Andreea Panainte 53.9e, Adelina Pastor 51.4e, Sanda Belgyan 52.88, Bianca Răzor 51.49   |
| POL | Malgorzata Holub 52.9e, Patrycja Wyciszekiewicz 51.3e, Iga Baumgart 53.55, Justyna Święty 51.98   |
| BLR | Hanna Reishal 53.6e, Iryna Khliustava 52.5e, Yulia Yurenya 51.84, Ilona Usovich 52.34   |
| CAN | Alicia Brown 54.1e, Sarah-Lynn Wells 52.1e, Noelle Montcalm 52.54, Jenna Martin 52.39   |
| JAM | Rosemarie Whyte 52.0e, Kaliese Spencer 50.1e, Anastasia Le-Roy 52.04, Christine Day 51.11   |
| RUS | Yuliya Gushchina 51.0, Tatyana Firova 50.4, Natalya Antyukh 50.78, Kseniya Ryzhova 51.27 (Team disqualified because of association with squad member Antonina Krivoschapka) |

**X****Beijing 2015****Final (Aug 30)**

|    |                  |                      |
|----|------------------|----------------------|
| 1, | Jamaica          | 3:19.13              |
| 2, | United States    | 3:19.44              |
| 3, | Great Britain NI | 3:23.62              |
| 4, | Russia           | 3:24.84              |
| 5, | Ukraine          | 3:25.94              |
| 6, | France           | 3:26.45              |
| 7, | Canada           | 3:27.69              |
|    | Nigeria          | DQ (r40.9) (3:25.11) |

**Rightful finalists:** Italy

Day led for Jamaica at the first exchange in 50.3, with former World Champions Ohuruogu and Richards-Ross a surprisingly long way behind. Jackson's excellent 49.5 served to extend the lead to almost 20m. McPherson ran a solid leg of 50.19 for Jamaica, but was totally eclipsed by Felix, who ran one of the fastest ever relay legs – 47.72 – to give the USA a four-metre lead. McCorory held off the vastly experienced Williams-Mills until the last 25m, when the Jamaican flowed past to win by three metres. A long way back, the battle for third was clearly won by Britain ahead of Russia and Nigeria, though the latter team was ultimately disqualified thanks to a prior doping violation by Adeoye.

**Teams & unofficial splits:** (legs 1-2 from video analysis, legs 3-4 from photo-finish)

|     |  |
|-----|--|
| JAM | Christine Day 50.3, Shericka Jackson 49.5, Stephenie Ann McPherson 50.19, Novlene Williams-Mills 49.14 |
| USA | Sanya Richards-Ross 51.4, Natasha Hastings 50.4, Allyson Felix 47.72, Francena McCorory 49.93          |
| GBR | Christine Ohuruogu 51.2, Anyika Onuora 51.0, Eilidh Doyle 50.61, Seren Bundy-Davies 50.84              |
| RUS | Nadezhda Kotlyarova 52.0, Kseniya Zadorina 50.9, Kseniya Ryzhova 51.12, Kseniya Aksyonova 50.82        |
| UKR | Olga Zemlyak 52.0, Nataliya Lupu 51.6, Nataliya Pygyda 51.47, Olga Lyakhova 50.89                      |
| FRA | Estelle Perrossier 51.9, Marie Gayot 50.7, Agnes Raharolahy 53.95 (fell), Floria Gueï 49.95            |
| CAN | Carline Muir 52.0, Aiyanna Stiverne 51.9, Sage Watson 51.37, Audrey Jean-Baptiste 52.38                |
| NGR | Regina George 52.3, Funke Oladoye 50.9, Tosin Adeloye DQ (r40.9) (51.14), Patience George 50.76        |

**First round (First 3 & 2 fastest to final) (Aug 29)**

**Heat 1:** 1, Jamaica 3:23.62; 2, Russia 3:23.75; 3, Canada 3:26.14; Nigeria DQ (r40.9) (3:23.27); (non-qualifiers) 4, Romania 3:28.60; 5, Australia 3:28.61; 6, Poland 3:32.83; 7, PR of China 3:34.98

**Teams & unofficial splits:** (legs 1-2 from video analysis, legs 3-4 from photo-finish)

|     |  |
|-----|--|
| JAM | Anastasia Le-Roy 52.0, Shericka Jackson 50.0, Chris-Ann Gordon 51.71, Christine Day 49.86          |
| RUS | Mariya Mikhailiuk 51.8, Kseniya Zadorina 50.3, Yekaterina Renzhina 51.25, Kseniya Aksyonova 50.43  |
| CAN | Carline Muir 51.3, Aiyanna Stiverne 51.3, Sage Watson 51.36, Nicole Sassine 52.16                  |
| ROU | Andreea Grecu 53.1, Anamaria Ioniță 52.7, Sanda Belgyan 52.39, Bianca Răzor 50.41                  |
| AUS | Anneliese Rubie 52.2, Jess Gulli-Nance 52.2, Lauren Wells 52.63, Morgan Mitchell 51.62             |
| POL | Małgorzata Hołub 51.8, Patrycja Wyciszekiewicz 51.0, Joanna Linkiewicz 57.59, Justyna Święty 52.49 |
| CHN | Huang Guifen 54.3, Wang Huan 52.9, Li Xue 55.10, Cheng Chong 52.70                                 |
| NGR | Regina George 51.2, Funke Oladoye 50.6 Tosin Adeloye DQ (r40.9) (50.96), Patience George 50.51     |

**Heat 2:** 1, United States 3:23.05; 2, Great Britain & NI 3:23.90; 3, France 3:24.86; 4, Ukraine 3:26.01; (non-qualifiers) 5, Italy 3:27.07; 6, Bahamas 3:28.46; 7, Japan 3:28.91; 8, India 3:29.08

**Teams & unofficial splits:** (legs 1-2 from video analysis, legs 3-4 from photo-finish)

|     |  |
|-----|--|
| USA | Phyllis Francis 51.3, Jessica Beard 50.5, Sanya Richards-Ross 50.45, Francena McCorory 50.83     |
| GBR | Eilidh Doyle 51.8, Anyika Onuora 50.4, Kirsten McAslan 51.02, Seren Bundy-Davies 50.63           |
| FRA | Estelle Perrossier 52.4, Marie Gayot 50.6, Agnes Raharolahy 52.02, Floria Gueï 49.85             |
| UKR | Yuliya Olyshevska 53.1, Olga Bibik 51.5, Olga Zemlyak 51.56, Olga Lyakhova 49.87                 |
| ITA | Maria Benedicta Chigbolu 52.5, Elena Bonfanti 51.2 Ayomide Folorunso 51.99, Chiara Bazzoni 51.43 |
| BAH | Laniece Clarke 53.4, Christine Amertil 50.5, Katrina Seymour 53.22, Shaunae Miller 51.33         |
| JPN | Seika Aoyama 52.7, Kana Ichikawa 51.6, Asami Chiba 52.21, Sayaka Aoki 52.41                      |
| IND | Jisna Mathew 53.5, Tintu Luka 51.7, Debasree Majumdar 51.98, Machettira Raju Poovamma 51.87      |

**4 x 400 METRES RELAY****Multiple Medallists:**

|   |                          |     |                                    |
|---|--------------------------|-----|------------------------------------|
| 6 | Jearl Miles/Clark        | USA | 91-2, 93-1, 95-1, 97-2, 99-2, 03-1 |
|   | Christine Ohuruogu       | GBR | 05-3, 07-3, 09-3, 11-3, 13-2, 15-3 |
| 5 | Sanya Richards/Ross      | USA | 03-1, 07-1, 09-1, 11-1, 15-2       |
|   | Novlene Williams/Mills   | JAM | 05-2, 07-2, 09-2, 11-2, 15-1       |
|   | Natasha Hastings         | USA | 07-1h2, 09-1h1, 11-1h1, 13-1, 15-2 |
| 4 | Grit Breuer              | GER | 91-3, 97-1, 99-3, 01-2             |
|   | Lorraine Graham/Fenton   | JAM | 97-3, 01-1, 03-3, 05-2             |
|   | Shericka Williams        | JAM | 05-2, 07-2, 09-2, 11-2             |
|   | Lee McConnell            | GBR | 05-3, 07-3, 09-3, 11-3             |
|   | Nicola Sanders           | GBR | 05-3, 07-3, 09-3, 11-3             |
|   | Allyson Felix            | USA | 07-1, 09-1, 11-1, 15-2             |
|   | Jessica Beard            | USA | 09-1h1, 11-1, 13-1, 15-1h2         |
| 3 | Natasha Kaiser/Brown     | USA | 91-1h1, 93-1, 97-1h2               |
|   | Uta Rohländer            | GER | 91-3, 97-1, 99-3                   |
|   | Michelle Collins         | USA | 93-1h2, 97-1h2, 99-2               |
|   | Maicel Malone/Wallace    | USA | 93-1, 97-2, 99-2                   |
|   | Svetlana Goncharenko     | RUS | 95-2, 99-1, 03-1h2                 |
|   | Sandie Richards          | JAM | 97-3, 01-1, 03-3                   |
|   | Olesya Zykina            | RUS | 01-3, 03-2, 05-1h1                 |
|   | Yuliya Nosova/Pechonkina | RUS | 01-3, 03-2, 05-1                   |
|   | Shereefa Lloyd           | JAM | 07-2, 09-2, 11-1h3                 |
|   | Francena McCorory        | USA | 11-1, 13-1, 15-2                   |
| 2 | 25 women                 |     |                                    |

**Most Finals/Apearances:**

|   |             |  |
|---|-------------|--|
| 7 | Miles/Clark | 91-2, 93-1, 95-1, 97-2, 99-2, 01-4, 03-1 |
|---|-------------|--|

**National Placings:**

|               | 1         | 2         | 3         | 4         | 5         | 6         | 7         | 8        | Points     |
|---------------|-----------|-----------|-----------|-----------|-----------|-----------|-----------|----------|------------|
| USA           | 7         | 4         | 1         | 1         | 1         | -         | -         | -        | 99         |
| GER           | 3         | 1         | 2         | 3         | 2         | 2         | -         | -        | 72         |
| JAM           | 2         | 4         | 2         | 1         | 1         | 1         | -         | -        | 68         |
| GBR           | -         | 1         | 6         | 1         | 2         | 2         | -         | -        | 62         |
| RUS           | 2         | 3         | 1         | 3         | -         | -         | -         | -        | 58         |
| URS           | 1         | 1         | 1         | -         | -         | -         | -         | -        | 21         |
| FRA           | -         | -         | 1         | -         | -         | 4         | 1         | -        | 20         |
| NGR           | -         | -         | -         | -         | 3         | 2         | 1         | -        | 20         |
| CAN           | -         | -         | -         | 2         | -         | 1         | 1         | 1        | 16         |
| CZE           | -         | -         | -         | 1         | 2         | -         | 1         | -        | 15         |
| POL           | -         | -         | -         | 1         | 1         | 1         | 1         | -        | 14         |
| UKR           | -         | -         | -         | 1         | 2         | -         | -         | -        | 13         |
| AUS           | -         | -         | 1         | -         | -         | 1         | -         | -        | 9          |
| BLR           | -         | -         | -         | 1         | 1         | -         | -         | -        | 9          |
| CUB           | -         | -         | -         | -         | -         | -         | 4         | -        | 8          |
| TCH           | -         | 1         | -         | -         | -         | -         | -         | -        | 7          |
| ROU           | -         | -         | -         | -         | -         | 1         | -         | 1        | 4          |
| BUL           | -         | -         | -         | -         | -         | -         | 1         | 1        | 3          |
| CMR           | -         | -         | -         | -         | -         | -         | 1         | -        | 2          |
| ESP           | -         | -         | -         | -         | -         | -         | 1         | -        | 2          |
| ITA           | -         | -         | -         | -         | -         | -         | -         | 2        | 2          |
| HUN           | -         | -         | -         | -         | -         | -         | -         | 1        | 1          |
| MEX           | -         | -         | -         | -         | -         | -         | -         | 1        | 1          |
| SUI           | -         | -         | -         | -         | -         | -         | -         | 1        | 1          |
| <b>Totals</b> | <b>15</b> | <b>15</b> | <b>15</b> | <b>15</b> | <b>15</b> | <b>15</b> | <b>13</b> | <b>9</b> | <b>530</b> |



**EXHIBITION PARA SPORT EVENTS****Wheelchair****Rome 1987****Men's 1500 Metres (Sep 4)**

|    |                    |     |         |
|----|--------------------|-----|---------|
| 1, | Mustapha Badid     | FRA | 3:54.32 |
| 2, | Lars Lofström      | SWE | 3:54.90 |
| 3, | Franz Nietlispach  | SUI | 3:55.27 |
| 4, | Gregor Golombek    | FRG | 3:55.81 |
| 5, | Ramada Hamed Nezar | KUW | 3:55.82 |
| 6, | Scott Patterson    | CAN | 3:55.91 |
| 7, | Håkan Ericsson     | SWE | 3:57.74 |
| 8, | Bill Duff          | USA | 4:01.88 |
| 9, | Paolo Oberhofer    | ITA | 4:36.91 |

**Women's 800 metres (Sep 4)**

|    |                  |     |         |
|----|------------------|-----|---------|
| 1, | Diane Rakiecki   | CAN | 2:32.52 |
| 2, | Connie Hansen    | DEN | 2:37.07 |
| 3, | Ingrid Lauridsen | DEN | 2:39.95 |
| 4, | Debbie Kosrelyk  | CAN | 2:40.15 |
| 5, | Kay McShane      | IRL | 2:43.23 |
| 6, | Daniela Jutzeler | SUI | 2:45.05 |
| 7, | Brenda Zajac     | USA | 2:45.35 |
| 8, | Milena Balsamo   | ITA | 2:53.30 |

**Tokyo 1991****Men's 1500 Metres (Aug 31)**

|    |                   |     |         |
|----|-------------------|-----|---------|
| 1, | Markus Pilz       | GER | 3:16.24 |
| 2, | Mustapha Badid    | FRA | 3:16.37 |
| 3, | Philippe Couprie  | FRA | 3:16.41 |
| 4, | Luke Gingras      | CAN | 3:16.56 |
| 5, | Håkan Ericsson    | SWE | 3:18.61 |
| 6, | Farhid Amarouche  | FRA | 3:21.11 |
| 7, | Hiroyuki Nakamura | JPN | 3:36.03 |
| 8, | Yasuhiro Fujikawa | JPN | 3:36.08 |

**Women's 800 Metres (Aug 31)**

|    |                   |     |         |
|----|-------------------|-----|---------|
| 1, | Connie Hansen     | DEN | 2:00.47 |
| 2, | Daniela Jutzeler  | SUI | 2:00.76 |
| 3, | Chantal Peticlerc | CAN | 2:01.35 |
| 4, | Barbara Maier     | GER | 2:01.42 |
| 5, | Jean Driscoll     | USA | 2:01.43 |
| 6, | Deanna Sodoma     | USA | 2:01.63 |
| 7, | Kazu Hatanaka     | JPN | 2:07.27 |
|    | Yumi Ito          | JPN | DQ      |

**Stuttgart 1993****Men's 1500 Metres (Aug 20)**

|     |                    |     |         |
|-----|--------------------|-----|---------|
| 1,  | Franz Nietlispach  | SUI | 3:15.38 |
| 2,  | Mike Noe           | USA | 3:16.65 |
| 3,  | Heinz Frei         | SUI | 3:16.90 |
| 4,  | Jeff Adams         | CAN | 3:17.17 |
| 5,  | Markus Pilz        | GER | 3:18.36 |
| 6,  | Saul Hernández     | MEX | 3:18.39 |
| 7,  | Scott Hollonbeck   | USA | 3:18.63 |
| 8,  | François Amarouche | FRA | 3:18.63 |
| 9,  | Jean Marc Berset   | SUI | 3:18.93 |
| 10, | Winfried Sigg      | GER | 3:19.72 |

**Women's 800 Metres (Aug 20)**

|    |                    |     |         |
|----|--------------------|-----|---------|
| 1, | Louise Sauvage     | AUS | 1:54.39 |
| 2, | Connie Hansen      | DEN | 2:00.94 |
| 3, | Tanni Grey         | GBR | 2:01.22 |
| 4, | Monika Wetterström | SWE | 2:01.43 |
| 5, | Daniela Jutzeler   | SUI | 2:01.48 |
| 6, | Lily Anggreny      | GER | 2:01.54 |
| 7, | Chantal Peticlerc  | CAN | 2:01.56 |

**Gothenburg 1995****Men's 1500 Metres (Aug 12)**

|    |                  |     |         |
|----|------------------|-----|---------|
| 1, | Jeff Adams       | CAN | 3:18.25 |
| 2, | Philippe Couprie | FRA | 3:18.83 |
| 3, | Steve Orens      | BEL | 3:18.97 |
| 4, | Ernst Van Dyk    | RSA | 3:19.93 |
| 5, | Claude Issorat   | FRA | 3:20.08 |
| 6, | Feike Waque      | NED | 3:20.15 |
| 7, | Joel Jeannot     | FRA | 3:20.46 |
| 8, | Scott Hollonbeck | USA | 3:20.57 |

**Women's 800 Metres (Aug 12)**

|    |                    |     |         |
|----|--------------------|-----|---------|
| 1, | Louise Sauvage     | AUS | 1:52.60 |
| 2, | Chantal Peticlerc  | CAN | 1:52.88 |
| 3, | DeAnna Sodoma      | USA | 1:53.23 |
| 4, | Tanni Grey         | GBR | 1:53.35 |
| 5, | Lily Anggreny      | GER | 1:53.51 |
| 6, | Diane Roy          | CAN | 1:54.37 |
| 7, | Gunilla Wallengren | SWE | 1:59.30 |
| 8, | Sofia Dettman      | SWE | 2:00.95 |

**Athens 1997****Men's 1500 Metres (Aug 8)**

|    |                   |     |         |
|----|-------------------|-----|---------|
| 1, | Saul Mendoza      | MEX | 3:06.30 |
| 2, | Heinz Frei        | SUI | 3:06.42 |
| 3, | Franz Nietlispach | SUI | 3:06.43 |
| 4, | Jeff Adams        | CAN | 3:06.52 |
| 5, | Philippe Couprie  | FRA | 3:06.55 |
| 6, | Jorge Luna        | MEX | 3:06.56 |
| 7, | Håkan Ericsson    | SWE | 3:07.96 |
|    | Tasos Vardaxoglou | GRE | DNF     |

**Women's 800 Metres (Aug 8)**

|    |                    |     |         |
|----|--------------------|-----|---------|
| 1, | Louise Sauvage     | AUS | 1:52.11 |
| 2, | Chantal Peticlerc  | CAN | 1:52.49 |
| 3, | Tanni Grey         | GBR | 1:56.46 |
| 4, | Monika Wetterström | SWE | 1:57.10 |
| 5, | Lily Anggreny      | GER | 1:57.70 |
| 6, | Edith Hunkeler     | SUI | 2:03.67 |
| 7, | Yvonne Semisch     | GER | 2:07.34 |
| 8, | Irene Kourouvani   | GRE | 3:07.83 |

**Edmonton 2001****Men's 1500 Metres (Aug 10)**

|    |                        |     |         |
|----|------------------------|-----|---------|
| 1, | Aaron Gordian          | MEX | 3:08.04 |
| 2, | Jeff Adams             | CAN | 3:08.13 |
| 3, | Saul Hernandez Mendoza | MEX | 3:08.16 |
| 4, | Jun Hiromichi          | JPN | 3:08.24 |
| 5, | Ralph Brunner          | GER | 3:08.58 |
| 6, | Tana Rawat             | THA | 3:09.03 |
| 7, | Jean Jeannot           | FRA | 3:09.17 |
| 8, | Heinz Frei             | SUI | 3:10.24 |
| 9, | Kelly Smith            | CAN | 3:10.37 |

**Women's 800 Metres (Aug 10)**

|    |                    |     |         |
|----|--------------------|-----|---------|
| 1, | Louise Sauvage     | AUS | 1:56.86 |
| 2, | Ariadne Hernández  | MEX | 1:56.99 |
| 3, | Wakako Tsuchida    | JPN | 1:57.35 |
| 4, | Chantal Peticlerc  | CAN | 1:57.86 |
| 5, | Gunilla Wallengren | SWE | 1:58.02 |
| 6, | Edith Hunkeler     | SUI | 1:58.85 |
| 7, | Patrice Dockery    | IRL | 2:02.67 |
| 8, | Diane Roy          | CAN | 2:03.18 |



**Paris 2003****Men's 1500 Metres (Aug 29)**

|     |                        |     |          |
|-----|------------------------|-----|----------|
| 1,  | Joel Jeannot           | FRA | 3:13.03  |
| 2,  | Jeff Adams             | CAN | 3:14.94  |
| 3,  | Saul Hernandez Mendoza | MEX | 3:15.12  |
| 4,  | Ralph Brunner          | GER | 3:15.42  |
| 5,  | Robert Figl            | GER | 3:15.46  |
| 7,  | Prawat Wahorum         | THA | 3:16.01  |
| 7,  | Nobukazu Hanaoka       | JPN | 3:16.44  |
| 8,  | Ernst van Dyk          | RSA | 3:16.62  |
| 9,  | Claude Issorat         | FRA | 3:17.87; |
| 10, | Tyler Byers            | USA | 3:48.96  |

**Women's 1500 Metres (Aug 29)**

|    |                    |     |         |
|----|--------------------|-----|---------|
| 1, | Louise Sauvage     | AUS | 1:57.15 |
| 2, | Diane Roy          | CAN | 1:57.72 |
| 3, | Ariadne Hernández  | MEX | 1:57.99 |
| 4, | Chantal Petitclerc | CAN | 1:58.16 |
| 5, | Edith Hunkeler     | SUI | 1:58.23 |
| 6, | Cheri Blauwet      | USA | 1:59.05 |
| 7, | Sandra Graf        | SUI | 2:03.97 |
| 8, | Yvonne Semisch     | GER | 2:04.34 |

**Helsinki 2005****Men's 100 Metres (Aug 6) (2.8)**

|    |                   |     |        |
|----|-------------------|-----|--------|
| 1, | David Weir        | GBR | 14.15w |
| 2, | Kenny van Weeghel | NED | 14.19  |
| 3, | Leo-Pekka Tahti   | FIN | 14.22  |
| 4, | Daniel Normandin  | CAN | 14.84  |
| 5, | Sebastian Cleem   | GER | 14.94  |
| 6, | Colin Mathieson   | CAN | 15.15  |
| 7, | Supachai Koysup   | THA | 15.25  |

**Men's 200 Metres (Aug 14) (-0.3)**

|    |                   |     |       |
|----|-------------------|-----|-------|
| 1, | David Weir        | GBR | 25.47 |
| 2, | Kenny van Weeghel | NED | 25.80 |
| 3, | Supachai Koysup   | THA | 26.03 |
| 4, | Leo-Pekka Tahti   | FIN | 26.06 |
| 5, | Yoshifumi Nagao   | JPN | 26.32 |
| 6, | Sebastian Cleem   | GER | 26.63 |
| 7, | Jeff Adams        | CAN | 26.75 |
| 8, | Colin Mathieson   | CAN | 26.91 |

**Men's Javelin Throw (Aug 11)**

|    |                    |     |       |
|----|--------------------|-----|-------|
| 1, | Jacques Martin     | CAN | 24.97 |
| 2, | Markku Niimimäki   | FIN | 23.82 |
| 3, | Gerasimos Vrionis  | GRE | 16.75 |
| 4, | Christos Agourakis | GRE | 15.30 |

**Osaka 2007****Men's 1500 Metres (Sep 1)**

|    |                  |     |         |
|----|------------------|-----|---------|
| 1, | Kurt Fearnley    | AUS | 3:26.30 |
| 2, | Soejima Masazumi | JPN | 3:26.62 |
| 3, | Marcel Hug       | SUI | 3:26.71 |
| 4, | Kota Hokinoue    | JPN | 3:27.10 |
| 5, | Denis Lemeunier  | FRA | 3:27.97 |
| 6, | Jun Hiromichi    | JPN | 3:28.13 |
| 7, | Brian Aldis      | GBR | 3:28.41 |
| 8, | Prawat Wahorum   | THA | 3:28.90 |
| 9, | Aaron Gordian    | MEX | 3:29.06 |

**Women's 1500 Metres (Sep 1)**

|    |                    |     |         |
|----|--------------------|-----|---------|
| 1, | Chantal Petitclerc | CAN | 3:37.10 |
| 2, | Edith Hunkeler     | SUI | 3:37.49 |
| 3, | Jessica Galli      | USA | 3:37.77 |
| 4, | Amanda McGrory     | USA | 3:38.02 |

|     |                  |     |          |
|-----|------------------|-----|----------|
| 5,  | Wakako Tsuchida  | JPN | 3:39.31  |
| 6,  | Diane Roy        | CAN | 3:40.38  |
| 7,  | Kazu Hatanaka    | JPN | 3:40.47  |
| 8,  | Shelly Woods     | GBR | 3:40.84  |
| 9,  | Sandra Graf      | SUI | 3:41.13; |
| 10, | Tatyana McFadden | USA | 3:41.20  |

**Daegu 2011****Men's 400 Metres (Sep 3)**

|    |                 |     |       |
|----|-----------------|-----|-------|
| 1, | Richard Colman  | AUS | 49.36 |
| 2, | Yoo Byung-Hoon  | KOR | 50.69 |
| 3, | Jung Dong-Ho    | KOR | 50.76 |
| 4, | Josh George     | USA | 50.97 |
| 5, | Pichet Krungget | THA | 51.31 |
| 6, | Mickey Bushell  | GBR | 51.70 |
| 7, | Jun Hiromichi   | JPN | 51.93 |
| 8, | Erik Gauthier   | CAN | 53.08 |

**Women's 800 Metres (Sep 3)**

|    |                    |     |         |
|----|--------------------|-----|---------|
| 1, | Diane Roy          | CAN | 1:50.91 |
| 2, | Wakako Tsuchida    | JPN | 1:51.11 |
| 3, | Shelly Woods       | GBR | 1:51.27 |
| 4, | Madison de Rozario | AUS | 1:51.95 |
| 5, | Manuela Schaar     | SUI | 1:52.01 |
| 6, | Gunilla Wallengren | SWE | 1:52.05 |
| 7, | Amberlynn Weber    | USA | 1:55.43 |
| 8, | Kang Kyung-sun     | KOR | 2:33.18 |

**Visual Impairment****Seville 1999****Men's 200 Metres Race 1 (Aug 26) (0.6)**

|    |               |     |       |
|----|---------------|-----|-------|
| 1, | Andrew Curtis | GBR | 24.26 |
| 2, | Petr Novak    | CZE | 24.52 |
| 3, | Aladji Ba     | FRA | 25.15 |
|    | Mauro Porpora | ITA | DNF   |

**Men's 200 Metres Race 2 (Aug 26) (0.7)**

|    |               |     |       |
|----|---------------|-----|-------|
| 1, | Julio Requena | ESP | 24.09 |
| 2, | Arian Iznaga  | CUB | 24.62 |
| 3, | Lorenzo Ricci | ITA | 24.73 |
| 4, | Luis Bullido  | ESP | 26.01 |

**Women's 100 Metres Race 1 (Aug 26) (0.9)**

|    |                 |     |            |
|----|-----------------|-----|------------|
| 1, | Yelena Frolova  | RUS | 13.85      |
| 2, | Sonya Bell      | USA | 15.37      |
|    | Durga Midya     | IND | DQ (15.59) |
|    | Galina Belevich | BLR | DQ (17.32) |

*The disqualifications were due to the guide crossing the finish line before their athlete (International Blind Sports Association rule is 7.4.3)*

**Women's 100 Metres Race 2 (Aug 26) (0.1)**

|    |                         |     |       |
|----|-------------------------|-----|-------|
| 1, | Purificacion Santamarta | ESP | 12.55 |
| 2, | Maria Ligorio           | ITA | 12.81 |
| 3, | Raquel Díaz             | ESP | 12.91 |
| 4, | Tracey Hinton           | GBR | 12.94 |

**Edmonton 2001****Men's 100 Metres (Aug 6) (-0.6)**

|    |               |     |       |
|----|---------------|-----|-------|
| 1, | Lorenzo Ricci | ITA | 11.71 |
| 2, | Julio Requena | ESP | 11.79 |
| 3, | Koji Saito    | JPN | 11.83 |
| 4, | Luis Bullido  | ESP | 12.00 |

**Women's 200 Metres (Aug 6) (-2.5)**

|    |                         |     |       |
|----|-------------------------|-----|-------|
| 1, | Adria Rocha Santos      | BRA | 25.76 |
| 2, | Santamarta Purificacion | ESP | 26.83 |
| 3, | Maria Jose Alves        | BRA | 26.86 |
| 4, | Vanessa Ortega          | ESP | 27.84 |

**Paris 2003****Men's 400 Metres (Aug 27)**

|    |                     |     |       |
|----|---------------------|-----|-------|
| 1, | Carlos Lopes        | POR | 52.41 |
| 2, | Armondo Jose Sayovo | ANG | 53.05 |
| 3, | Aladji Ba           | FRA | 55.42 |
|    | Luis Bullido        | ESP | DQ    |

**Women's 200 Metres (Aug 27) (0.7)**

|    |                        |     |       |
|----|------------------------|-----|-------|
| 1, | Adria Rocha Santos     | BRA | 25.22 |
| 2, | Assia El Hannouni      | FRA | 25.78 |
| 3, | Santmarta Purificacion | ESP | 26.28 |
| 4, | Maria Jose Alves       | BRA | 26.30 |

**Amputee****Edmonton 2001****Men's 200 Metres (Aug 5) (-0.4)**

|    |                 |     |       |
|----|-----------------|-----|-------|
| 1, | Neil Fuller     | AUS | 23.31 |
| 2, | Marcus Ehm      | GER | 23.74 |
| 3, | Dominique Andre | FRA | 24.26 |
| 4, | David Barallo   | ESP | 24.54 |
| 5, | Michael Linhard | AUT | 25.48 |
| 6, | Rob Snoek       | CAN | 25.53 |
| 7, | Marco Duenas    | ESP | 26.25 |
|    | Roderick Green  | USA | DNF   |

**Women's 100 Metres (Aug 5) (-1.8)**

|    |                       |     |       |
|----|-----------------------|-----|-------|
| 1, | Amy Winters           | AUS | 12.72 |
| 2, | Catherine Bader-Bille | GER | 13.75 |
| 3, | Meaghan Starr         | AUS | 13.76 |
| 4, | Sabine Wagner         | GER | 14.35 |
| 5, | Mary Shea Cowart      | USA | 14.67 |
| 6, | Kelly Bruno           | USA | 14.92 |
| 7, | Andrea Scherney       | AUT | 14.94 |

**Paris 2003****Men's 200 Metres (Aug 28) (-0.5)**

|    |                    |     |       |
|----|--------------------|-----|-------|
| 1, | Marlon Shirley     | USA | 22.93 |
| 2, | Danny Andrews      | USA | 23.60 |
| 3, | Dominique Andre    | FRA | 23.83 |
| 4, | Neil Fuller        | AUS | 24.23 |
| 5, | Marcus Ehm         | GER | 24.37 |
| 6, | Roderick Green     | USA | 24.96 |
| 7, | Roberto La Barbera | ITA | 25.13 |
| 8, | David Barrallo     | ESP | 25.43 |

**Cerebral Palsy****Paris 2003****Men's 400 Metres (Aug 28)**

|    |                  |     |       |
|----|------------------|-----|-------|
| 1, | Mohammed Allek   | ALG | 55.33 |
| 2, | Matthew Slade    | NZL | 56.63 |
| 3, | Lamouri Rahmouni | FRA | 57.81 |
| 4, | Rene Schramm     | GER | 58.22 |
| 5, | Darren Thrupp    | GER | 58.49 |
| 6, | Laurent Escurat  | FRA | 63.39 |

**EXHIBITION MASTER'S EVENTS****Beijing 2015****Men's 800 Metres (Aug 29)**

|     |                   |     |         |
|-----|-------------------|-----|---------|
| 1,  | David Heath       | GBR | 2:00.92 |
| 2,  | Gunnar Rune Durén | SWE | 2:03.41 |
| 3,  | Michael Sherar    | CAN | 2:03.61 |
| 4,  | Anselm Lebourne   | USA | 2:03.75 |
| 5,  | Benoît Zavatiero  | FRA | 2:04.47 |
| 6,  | Peter Oberliessen | GER | 2:05.08 |
| 7,  | Allan Cook        | AUS | 2:05.59 |
| 8,  | Giuseppe Romen    | ITA | 2:07.32 |
| 9,  | Wang Chunsheng    | CHN | 2:08.78 |
| 10, | Paul Osland       | CAN | 2:10.60 |

**Women's 400 Metres (Aug 29)**

|    |                     |     |       |
|----|---------------------|-----|-------|
| 1, | Sally Read-Cayton   | GBR | 60.05 |
| 2, | Virginia Mitchell   | GBR | 60.81 |
| 3, | Elizabeth Wilson    | NZL | 62.54 |
| 4, | Julie Forster       | AUS | 62.86 |
| 5, | Renee Henderson     | USA | 63.88 |
| 6, | Gianna Mogentale    | AUS | 64.96 |
| 7, | Yukiko Usui         | JPN | 65.34 |
| 8, | Mayka Emmi Garoglio | ARG | 66.10 |
| 9, | Guo Xiuju           | CHN | 70.51 |



# IAAF WORLD ATHLETIC SERIES RESULTS

This section contains the names of the first three finishers at every IAAF World Athletic Series event, plus further IAAF events

The order in which these competitions are listed is that defined in the IAAF's World Athletics Series Technical Regulations. The IAAF World Championships (see from page 89 for full results) take first place in that order. The symbol "✕" is shown next to those events where the original podium order was adjusted after a doping-related disqualification.

## IAAF WORLD INDOOR CHAMPIONSHIPS

**Venues -** 1985: Paris (*World Indoor Games; 18/19 Jan*); 1987: Indianapolis (6-8 Mar); 1989: Budapest (3-5 Mar); 1991: Sevilla (8-10 Mar); 1993: Toronto (12-14 Mar); 1995: Barcelona (10-12 Mar); 1997: Paris (7-9 Mar); 1999: Maebashi (5-7 Mar); 2001: Lisboa (9-11 Mar); 2003: Birmingham (14-16 Mar); 2004: Budapest (5-7 Mar); 2006: Moskva (10-12 Mar); 2008: Valencia (7-9 Mar); 2010: Doha (12-14 Mar); 2012: Istanbul (9-11 Mar); 2014: Sopot (7-9 Mar); 2016: Portland (17-20 Mar); 2018: Birmingham (1-4 Mar)

| YEAR   | GOLD                                 | SILVER                             | BRONZE                              |
|--|--------------------------------------|------------------------------------|-------------------------------------|
| <b>MEN</b>                                   |                                      |                                    |                                     |
| <b>60 Metres</b>                             |                                      |                                    |                                     |
| 1985   | <i>Ben Johnson</i> CAN 6.62          | <i>Sam Graddy</i> USA 6.63         | <i>Ronald Desruelles</i> BEL 6.68   |
| 1987 ✕                                       | <i>Lee McRae</i> USA 6.50            | <i>Mark Witherspoon</i> USA 6.54   | <i>Cesco Pavoni</i> ITA 6.59        |
| 1989   | <i>Andrés Simón</i> CUB 6.52         | <i>John Myles-Mills</i> GHA 6.59   | <i>Cesco Pavoni</i> ITA 6.61        |
| 1991   | <i>Andre Cason</i> USA 6.54          | <i>Linford Christie</i> GBR 6.55   | <i>Chidi Imoh</i> NGR 6.60          |
| 1993   | <i>Bruny Surin</i> CAN 6.50          | <i>Frankie Fredericks</i> NAM 6.51 | <i>Talal Mansoor</i> QAT 6.57       |
| 1995   | <i>Bruny Surin</i> CAN 6.46          | <i>Darren Braithwaite</i> GBR 6.51 | <i>Robert Esmie</i> CAN 6.55        |
| 1997   | <i>Haris Papadias</i> GRE 6.50       | <i>Michael Green</i> JAM 6.51      | <i>Davidson Ezinwa</i> NGR 6.52     |
| 1999   | <i>Maurice Greene</i> USA 6.42       | <i>Tim Harden</i> USA 6.43         | <i>Jason Gardener</i> GBR 6.46      |
| 2001   | <i>Tim Harden</i> USA 6.44           | <i>Tim Montgomery</i> USA 6.46     | <i>Mark Lewis-Francis</i> GBR 6.51  |
| 2003   | <i>Justin Gatlin</i> USA 6.46        | <i>Kim Collins</i> SKN 6.53        | <i>Jason Gardener</i> GBR 6.55      |
| 2004   | <i>Jason Gardener</i> GBR 6.49       | <i>Shawn Crawford</i> USA 6.52     | <i>Yórgos Theodorídes</i> GRE 6.54  |
| 2006   | <i>Leonard Scott</i> USA 6.50        | <i>Andrey Yepishin</i> RUS 6.52    | <i>Terrence Trammell</i> USA 6.54   |
| 2008   | <i>Olusoji Fasuba</i> NGR 6.51       | <i>Kim Collins</i> SKN 6.54        |                                     |
|  |                                      | <i>Dwain Chambers</i> GBR 6.54     |                                     |
| 2010   | <i>Dwain Chambers</i> GBR 6.48       | <i>Mike Rodgers</i> USA 6.53       | <i>Daniel Bailey</i> ANT 6.57       |
| 2012   | <i>Justin Gatlin</i> USA 6.46        | <i>Nesta Carter</i> JAM 6.54       | <i>Dwain Chambers</i> GBR 6.60      |
| 2014   | <i>Richard Kilty</i> GBR 6.49        | <i>Marvin Bracy</i> USA 6.51       | <i>Femi Ogunode</i> QAT 6.52        |
| 2016   | <i>Trayvon Bromell</i> USA 6.47      | <i>Asafa Powell</i> JAM 6.50       | <i>Ramon Gittens</i> BAR 6.51       |
| <b>200 Metres</b> (Not continued after 2004) |                                      |                                    |                                     |
| 1985   | <i>Aleksandr Yevgenyev</i> URS 20.95 | <i>Ade Mafe</i> GBR 20.96          | <i>João da Silva</i> BRA 21.19      |
| 1987   | <i>Kirk Baptiste</i> USA 20.73       | <i>Bruno Marie-Rose</i> FRA 20.89  | <i>Robson da Silva</i> BRA 20.92    |
| 1989   | <i>John Regis</i> GBR 20.54          | <i>Ade Mafe</i> GBR 20.87          | <i>Kevin Little</i> USA 21.12       |
| 1991   | <i>Nikolay Antonov</i> BUL 20.67     | <i>Linford Christie</i> GBR 20.72  | <i>Ade Mafe</i> GBR 20.92           |
| 1993   | <i>James Trapp</i> USA 20.63         | <i>Damien Marsh</i> AUS 20.71      | <i>Kevin Little</i> USA 20.72       |
| 1995   | <i>Geir Moen</i> NOR 20.58           | <i>Troy Douglas</i> BER 20.94      | <i>Sebastián Keitel</i> CHI 20.98   |
| 1997   | <i>Kevin Little</i> USA 20.40        | <i>Iván García</i> CUB 20.46       | <i>Francis Obikwelu</i> NGR 21.10   |
| 1999   | <i>Frankie Fredericks</i> NAM 20.10  | <i>Obadele Thompson</i> BAR 20.26  | <i>Kevin Little</i> USA 20.48       |
| 2001   | <i>Shawn Crawford</i> USA 20.63      | <i>Christian Malcolm</i> GBR 20.76 | <i>Patrick van Balkom</i> NED 20.96 |
| 2003   | <i>Marlon Devonish</i> GBR 20.62     | <i>Joseph Batangdon</i> CMR 20.76  | <i>Dominic Demeritte</i> BAH 20.92  |
| 2004   | <i>Dominic Demeritte</i> BAH 20.66   | <i>Johan Wissman</i> SWE 20.72     | <i>Tobias Unger</i> GER 21.02       |
| <b>400 Metres</b>                            |                                      |                                    |                                     |
| 1985   | <i>Thomas Schönlebe</i> GDR 45.60    | <i>Todd Bennett</i> GBR 45.97      | <i>Mark Rowe</i> USA 46.31          |
| 1987   | <i>Antonio McKay</i> USA 45.98       | <i>Roberto Hernández</i> CUB 46.09 | <i>Michael Franks</i> USA 46.19     |
| 1989   | <i>Antonio McKay</i> USA 45.59       | <i>Ian Morris</i> TRI 46.09        | <i>Cayetano Cornet</i> ESP 46.40    |
| 1991   | <i>Devon Morris</i> JAM 46.17        | <i>Samson Kitur</i> KEN 46.21      | <i>Cayetano Cornet</i> ESP 46.52    |
| 1993   | <i>Butch Reynolds</i> USA 45.26      | <i>Sunday Bada</i> NGR 45.75       | <i>Darren Clark</i> AUS 46.45       |
| 1995   | <i>Darnell Hall</i> USA 46.17        | <i>Sunday Bada</i> NGR 46.38       | <i>Mikhail Vdovin</i> RUS 46.65     |
| 1997   | <i>Sunday Bada</i> NGR 45.51         | <i>Jamie Baulch</i> GBR 45.62      | <i>Shunji Karube</i> JPN 45.76      |
| 1999   | <i>Jamie Baulch</i> GBR 45.73        | <i>Milton Campbell</i> USA 45.99   | <i>Alejandro Cardenas</i> MEX 46.02 |
| 2001   | <i>Daniel Caines</i> GBR 46.40       | <i>Milton Campbell</i> USA 46.45   | <i>Danny McFarlane</i> JAM 46.74    |
| 2003   | <i>Tyree Washington</i> USA 45.34    | <i>Daniel Caines</i> GBR 45.43     | <i>Jamie Baulch</i> GBR 45.99       |
|  |                                      |                                    | <i>Paul McKee</i> IRL 45.99         |
| 2004   | <i>Alleyne Francique</i> GRN 45.88   | <i>Davian Clarke</i> JAM 45.92     | <i>Gary Kikaya</i> COD 46.30        |



| YEAR | GOLD              |     |       | SILVER            |     |       | BRONZE          |     |       |
|------|-------------------|-----|-------|-------------------|-----|-------|-----------------|-----|-------|
| 2006 | Alleyne Francique | GRN | 45.54 | California Molefe | BOT | 45.75 | Chris Brown     | BAH | 45.78 |
| 2008 | Tyler Christopher | CAN | 45.67 | Johan Wissman     | SWE | 46.04 | Chris Brown     | BAH | 46.26 |
| 2010 | Chris Brown       | BAH | 45.96 | William Collazo   | CUB | 46.31 | Jamaal Torrance | USA | 46.43 |
| 2012 | Nery Brenes       | CRC | 45.11 | Demetrius Pinder  | BAH | 45.34 | Chris Brown     | BAH | 45.90 |
| 2014 | Pavel Maslák      | CZE | 45.24 | Chris Brown       | BAH | 45.58 | Kyle Clemons    | USA | 45.74 |
| 2016 | Pavel Maslák      | CZE | 45.44 | Abdalelah Haroun  | QAT | 45.59 | Deon Lendore    | TTO | 46.17 |

**800 Metres**

|      |                    |     |         |                     |     |         |                    |     |         |
|------|--------------------|-----|---------|---------------------|-----|---------|--------------------|-----|---------|
| 1985 | Colomán Trabado    | ESP | 1:47.42 | Benjamin González   | ESP | 1:47.94 | Ikem Billy         | GBR | 1:48.28 |
| 1987 | José Luiz Barbosa  | BRA | 1:47.49 | Vladimir Graudyn    | URS | 1:47.68 | Faouzi Lahbi       | MAR | 1:47.79 |
| 1989 | Paul Ereng         | KEN | 1:44.84 | José Luiz Barbosa   | BRA | 1:45.55 | Tonino Viali       | ITA | 1:46.95 |
| 1991 | Paul Ereng         | KEN | 1:47.08 | Tomás de Teresa     | ESP | 1:47.82 | Simon Hoogewerf    | CAN | 1:47.88 |
| 1993 | Tom McKean         | GBR | 1:47.29 | Charles Nkazamyampi | BDI | 1:47.62 | Nico Motchebon     | GER | 1:48.15 |
| 1995 | Clive Terrelonge   | JAM | 1:47.30 | Benson Koech        | KEN | 1:47.51 | Pavel Soukup       | CZE | 1:47.74 |
| 1997 | Wilson Kipketer    | DEN | 1:42.67 | Mahjoub Haïda       | MAR | 1:45.76 | Rich Kenah         | USA | 1:46.16 |
| 1999 | Johan Botha        | RSA | 1:45.47 | Wilson Kipketer     | DEN | 1:45.49 | Nico Motchebon     | GER | 1:45.74 |
| 2001 | Yuriy Borzakovskiy | RUS | 1:44.49 | Johan Botha         | RSA | 1:46.42 | André Bucher       | SUI | 1:46.46 |
| 2003 | David Krummenacker | USA | 1:45.69 | Wilson Kipketer     | DEN | 1:45.87 | Wilfred Bungei     | KEN | 1:46.54 |
| 2004 | Mbulaeni Mulaudzi  | RSA | 1:45.71 | Rashid Ramzi        | BRN | 1:46.15 | Osmar dos Santos   | BRA | 1:46.26 |
| 2006 | Wilfred Bungei     | KEN | 1:47.15 | Mbulaeni Mulaudzi   | RSA | 1:47.16 | Yuriy Borzakovskiy | RUS | 1:47.38 |
| 2008 | Abubaker Kaki      | SUD | 1:44.81 | Mbulaeni Mulaudzi   | RSA | 1:44.91 | Youssef Saad Kamel | BRN | 1:45.26 |
| 2010 | Abubaker Kaki      | SUD | 1:46.23 | Boaz Lalang         | KEN | 1:46.39 | Adam Kszczot       | POL | 1:46.69 |
| 2012 | Mohammed Aman      | ETH | 1:48.36 | Jakub Holuša        | CZE | 1:48.62 | Andrew Osagie      | GBR | 1:48.92 |
| 2014 | Mohammed Aman      | ETH | 1:46.40 | Adam Kszczot        | POL | 1:46.76 | Andrew Osagie      | GBR | 1:47.10 |
| 2016 | Boris Berian       | USA | 1:45.83 | Antoine Gakeme      | BDI | 1:46.65 | Erik Sowinski      | USA | 1:47.22 |

**1500 Metres**

|      |                     |     |         |                          |     |         |                      |     |         |
|------|---------------------|-----|---------|--------------------------|-----|---------|----------------------|-----|---------|
| 1985 | Mike Hillardt       | AUS | 3:40.27 | José Luis González       | ESP | 3:41.36 | Joseph Chesire       | KEN | 3:41.38 |
| 1987 | Marcus O'Sullivan   | IRL | 3:39.04 | José Abascal             | ESP | 3:39.13 | Han Kulker           | NED | 3:39.51 |
| 1989 | Marcus O'Sullivan   | IRL | 3:36.64 | Hauke Fuhlbrügge         | GDR | 3:37.80 | Jeff Atkinson        | USA | 3:38.12 |
| 1991 | Noureddine Morcelli | ALG | 3:41.57 | Fermín Cacho             | ESP | 3:42.68 | Mário Silva          | POR | 3:43.85 |
| 1993 | Marcus O'Sullivan   | IRL | 3:45.00 | David Strang             | GBR | 3:45.30 | Branko Zorko         | CRO | 3:45.39 |
| 1995 | Hicham El Guerrouj  | MAR | 3:44.54 | Mateo Cañellas           | ESP | 3:44.85 | Eric Nedeau          | USA | 3:44.91 |
| 1997 | Hicham El Guerrouj  | MAR | 3:35.31 | Rüdiger Stenzel          | GER | 3:37.24 | William Tanui        | KEN | 3:37.48 |
| 1999 | Haile Gebrselassie  | ETH | 3:33.77 | Laban Rotich             | KEN | 3:33.98 | Andrés Díaz          | ESP | 3:34.46 |
| 2001 | Rui Silva           | POR | 3:51.06 | Reyes Estévez            | ESP | 3:51.25 | Noah Ngeny           | KEN | 3:51.63 |
| 2003 | Driss Maazouzi      | FRA | 3:42.59 | Bernard Lagat            | KEN | 3:42.62 | Abdelkader Hachlaf   | MAR | 3:42.71 |
| 2004 | Paul Korir          | KEN | 3:52.31 | Ivan Heshko              | UKR | 3:52.34 | Laban Rotich         | KEN | 3:52.93 |
| 2006 | Ivan Heshko         | UKR | 3:42.08 | Daniel Kipchirchir Komen | KEN | 3:42.55 | Elkana Angwenyi      | KEN | 3:42.98 |
| 2008 | Deresse Mekonnen    | ETH | 3:38.23 | Daniel Kipchirchir Komen | KEN | 3:38.54 | Juan Carlos Higuero  | ESP | 3:38.82 |
| 2010 | Deresse Mekonnen    | ETH | 3:41.86 | Abdalaati Iguider        | MAR | 3:41.96 | Haron Keitany        | KEN | 3:42.32 |
| 2012 | Abdelaati Iguider   | MAR | 3:45.21 | İlham Tanui Özbilen      | TUR | 3:45.35 | Mekonnen Gebremedhin | ETH | 3:45.90 |
| 2014 | Ayanleh Souleiman   | DJI | 3:37.52 | Aman Wote                | ETH | 3:38.08 | Abdelaati Iguider    | MAR | 3:38.21 |
| 2016 | Matthew Centrowitz  | USA | 3:44.22 | Jakub Holuša             | CZE | 3:44.30 | Nick Willis          | NZL | 3:44.37 |

**3000 Metres**

|      |                    |     |         |                     |     |         |                   |     |         |
|------|--------------------|-----|---------|---------------------|-----|---------|-------------------|-----|---------|
| 1985 | João Campos        | POR | 7:57.63 | Don Clary           | USA | 7:57.78 | Ivan Uvizl        | TCH | 7:57.92 |
| 1987 | Frank O'Mara       | IRL | 8:03.32 | Paul Donovan        | IRL | 8:03.99 | Terry Brahm       | USA | 8:03.92 |
| 1989 | Saïd Aouita        | MAR | 7:47.94 | José Luis González  | ESP | 7:48.66 | Dieter Baumann    | FRG | 7:50.47 |
| 1991 | Frank O'Mara       | IRL | 7:41.14 | Hammou Boutayeb     | MAR | 7:43.64 | Rob Denmark       | GBR | 7:43.90 |
| 1993 | Gennaro Di Napoli  | ITA | 7:50.26 | Eric Dubus          | FRA | 7:50.57 | Enrique Molina    | ESP | 7:51.10 |
| 1995 | Gennaro Di Napoli  | ITA | 7:50.89 | Anacleto Jiménez    | ESP | 7:50.98 | Brahim Jabbour    | MAR | 7:51.42 |
| 1997 | Haile Gebrselassie | ETH | 7:34.71 | Paul Bitok          | KEN | 7:38.84 | Smaïl Sghir       | MAR | 7:40.01 |
| 1999 | Haile Gebrselassie | ETH | 7:53.57 | Paul Bitok          | KEN | 7:53.79 | Million Wolde     | ETH | 7:53.85 |
| 2001 | Hicham El Guerrouj | MAR | 7:37.74 | Mohammed Mourhit    | BEL | 7:38.94 | Alberto García    | ESP | 7:39.96 |
| 2003 | Haile Gebrselassie | ETH | 7:40.97 | Alberto García      | ESP | 7:42.08 | Luke Kipkosgei    | KEN | 7:42.56 |
| 2004 | Bernard Lagat      | KEN | 7:56.34 | Rui Silva           | POR | 7:57.08 | Markos Geneti     | ETH | 7:57.87 |
| 2006 | Kenenisa Bekele    | ETH | 7:39.32 | Saif Saeed Shaheen  | QAT | 7:41.28 | Eliud Kipchoge    | KEN | 7:42.58 |
| 2008 | Tariku Bekele      | ETH | 7:48.23 | Paul Kipsiele Koech | KEN | 7:49.05 | Abreham Cherkos   | ETH | 7:49.96 |
| 2010 | Bernard Lagat      | USA | 7:37.97 | Sergio Sánchez      | ESP | 7:39.55 | Sammy Mutahi      | KEN | 7:39.90 |
| 2012 | Bernard Lagat      | USA | 7:41.44 | Augustine Choge     | KEN | 7:41.77 | Edwin Soi         | KEN | 7:41.78 |
| 2014 | Caleb Ndiku        | KEN | 7:54.94 | Bernard Lagat       | USA | 7:55.22 | Dejen Gebremeskel | ETH | 7:55.39 |
| 2016 | Yomif Kejelcha     | ETH | 7:57.21 | Ryan Hill           | USA | 7:57.39 | Augustine Choge   | KEN | 7:57.43 |

**60 Metres Hurdles** (106.7cm)

|      |                   |     |      |                   |     |      |              |     |      |
|------|-------------------|-----|------|-------------------|-----|------|--------------|-----|------|
| 1985 | Stéphane Caristan | FRA | 7.67 | Javier Moracho    | ESP | 7.69 | Jon Ridgeon  | GBR | 7.70 |
| 1987 | Tonie Campbell    | USA | 7.51 | Stéphane Caristan | FRA | 7.62 | Nigel Walker | GBR | 7.66 |
| 1989 | Roger Kingdom     | USA | 7.43 | Colin Jackson     | GBR | 7.45 | Igor Kazanov | URS | 7.59 |
| 1991 | Greg Foster       | USA | 7.45 | Igor Kazanov      | URS | 7.47 | Mark McKoy   | CAN | 7.49 |

| YEAR | GOLD              |     |      | SILVER                  |     |      | BRONZE                  |     |      |
|------|-------------------|-----|------|-------------------------|-----|------|-------------------------|-----|------|
| 1993 | Mark McKoy        | CAN | 7.41 | Colin Jackson           | GBR | 7.43 | Tony Dees               | USA | 7.43 |
| 1995 | Allen Johnson     | USA | 7.39 | Courtney Hawkins        | USA | 7.41 | Tony Jarrett            | GBR | 7.42 |
| 1997 | Anier García      | CUB | 7.48 | Colin Jackson           | GBR | 7.49 | Tony Dees               | USA | 7.50 |
| 1999 | Colin Jackson     | GBR | 7.38 | Reggie Torian           | USA | 7.40 | Falk Balzer             | GER | 7.44 |
| 2001 | Terrence Trammell | USA | 7.51 | Anier García            | CUB | 7.54 | Shaun Bownes            | RSA | 7.55 |
| 2003 | Allen Johnson     | USA | 7.47 | Anier García            | CUB | 7.49 | Liu Xiang               | CHN | 7.52 |
| 2004 | Allen Johnson     | USA | 7.36 | Liu Xiang               | CHN | 7.43 | Maurice Wignall         | JAM | 7.48 |
| 2006 | Terrence Trammell | USA | 7.43 | Dayron Robles           | CUB | 7.46 | Dominique Arnold        | USA | 7.52 |
| 2008 | Liu Xiang         | CHN | 7.46 | Allen Johnson           | USA | 7.55 | Stanislav Olijar        | LAT | 7.60 |
|      |                   |     |      |                         |     |      | Yevgeniy Borisov        | RUS | 7.60 |
| 2010 | Dayron Robles     | CUB | 7.34 | Terrence Trammell       | USA | 7.36 | David Oliver            | USA | 7.44 |
| 2012 | Aries Merritt     | USA | 7.44 | Liu Xiang               | CHN | 7.49 | Pascal Martinot Lagarde | FRA | 7.53 |
| 2014 | Omo Osaghae       | USA | 7.45 | Pascal Martinot-Lagarde | FRA | 7.46 | Garfield Darien         | FRA | 7.47 |
| 2016 | Omar McLeod       | JAM | 7.41 | Pascal Martinot-Lagarde | FRA | 7.46 | Dimitri Bascou          | FRA | 7.48 |

**High Jump**

|      |                       |     |      |                         |     |      |                       |     |      |
|------|-----------------------|-----|------|-------------------------|-----|------|-----------------------|-----|------|
| 1985 | <i>Patrik Sjöberg</i> | SWE | 2.32 | <i>Javier Sotomayor</i> | CUB | 2.30 | <i>Othmane Belfaa</i> | ALG | 2.27 |
| 1987 | Igor Paklin           | URS | 2.38 | Gennadiy Avdyeyenko     | URS | 2.38 | Jan Zvara             | TCH | 2.34 |
| 1989 | Javier Sotomayor      | CUB | 2.43 | Dietmar Mögenburg       | FRG | 2.35 | Patrik Sjöberg        | SWE | 2.35 |
| 1991 | Hollis Conway         | USA | 2.40 | Artur Partyka           | POL | 2.37 | Javier Sotomayor      | CUB | 2.31 |
|      |                       |     |      |                         |     |      | Aleksey Yemelin       | URS | 2.31 |
| 1993 | Javier Sotomayor      | CUB | 2.41 | Patrik Sjöberg          | SWE | 2.39 | Steve Smith           | GBR | 2.37 |
| 1995 | Javier Sotomayor      | CUB | 2.38 | Lámbros Papakóstas      | GRE | 2.35 | Tony Barton           | USA | 2.32 |
| 1997 | Charles Austin        | USA | 2.35 | Lámbros Papakóstas      | GRE | 2.32 | Dragutin Topić        | YUG | 2.32 |
| 1999 | Javier Sotomayor      | CUB | 2.36 | Vyacheslav Voronin      | RUS | 2.36 | Charles Austin        | USA | 2.33 |
| 2001 | Stefan Holm           | SWE | 2.32 | Andrey Sokolovskiy      | UKR | 2.29 | Staffan Strand        | SWE | 2.29 |
| 2003 | Stefan Holm           | SWE | 2.35 | Yaroslav Rybakov        | RUS | 2.33 | Gennadiy Moroz        | BLR | 2.30 |
| 2004 | Stefan Holm           | SWE | 2.35 | Yaroslav Rybakov        | RUS | 2.32 | Jaroslav Bába         | CZE | 2.25 |
|      |                       |     |      |                         |     |      | Germaine Mason        | JAM | 2.25 |
|      |                       |     |      |                         |     |      | Stefan Vasilache      | ROU | 2.25 |
| 2006 | Yaroslav Rybakov      | RUS | 2.37 | Andrey Tereshin         | RUS | 2.35 | Linus Thörnblad       | SWE | 2.33 |
| 2008 | Stefan Holm           | SWE | 2.36 | Yaroslav Rybakov        | RUS | 2.34 | Kyriakos Ioannou      | CYP | 2.30 |
|      |                       |     |      |                         |     |      | Andra Manson          | USA | 2.30 |
| 2010 | Ivan Ukhov            | RUS | 2.36 | Yaroslav Rybakov        | RUS | 2.31 | Dusty Jonas           | USA | 2.31 |
| 2012 | Dimitrios Hondroúkis  | GRE | 2.33 | Andrey Silnov           | RUS | 2.33 | Ivan Ukhov            | RUS | 2.31 |
| 2014 | Mutaz Essa Barshim    | QAT | 2.38 | Ivan Ukhov              | RUS | 2.38 | Andrii Protsenko      | UKR | 2.36 |
| 2016 | Gianmarco Tamberi     | ITA | 2.36 | Robbie Grabarz          | GBR | 2.33 | Erik Kynard           | USA | 2.33 |

**Pole Vault**

|      |                        |     |      |                         |     |      |                      |     |      |
|------|------------------------|-----|------|-------------------------|-----|------|----------------------|-----|------|
| 1985 | <i>Sergey Bubka</i>    | URS | 5.75 | <i>Thierry Vigneron</i> | FRA | 5.70 | <i>Vasiliy Bubka</i> | URS | 5.60 |
| 1987 | Sergey Bubka           | URS | 5.85 | Earl Bell               | USA | 5.80 | Thierry Vigneron     | FRA | 5.80 |
| 1989 | Radion Gataullin       | URS | 5.85 | Grigoriy Yegorov        | URS | 5.80 | Joe Dial             | USA | 5.70 |
| 1991 | Sergey Bubka           | URS | 6.00 | Viktor Ryzhenkov        | URS | 5.80 | Ferenc Salbert       | FRA | 5.70 |
| 1993 | Radion Gataullin       | RUS | 5.90 | Grigoriy Yegorov        | KAZ | 5.80 | Jean Galfione        | FRA | 5.80 |
| 1995 | Sergey Bubka           | UKR | 5.90 | Igor Potapovich         | KAZ | 5.80 | Okkert Brits         | RSA | 5.75 |
|      |                        |     |      |                         |     |      | Andrei Tiwontchik    | GER | 5.75 |
| 1997 | Igor Potapovich        | KAZ | 5.90 | Lawrence Johnson        | USA | 5.85 | Maksim Tarasov       | RUS | 5.75 |
| 1999 | Jean Galfione          | FRA | 6.00 | Jeff Hartwig            | USA | 5.95 | Danny Ecker          | GER | 5.85 |
| 2001 | Lawrence Johnson       | USA | 5.95 | Tye Harvey              | USA | 5.90 | Romain Mesnil        | FRA | 5.85 |
| 2003 | Tim Lobinger           | GER | 5.80 | Michael Stolle          | GER | 5.75 | Rens Blom            | NED | 5.75 |
| 2004 | Igor Pavlov            | RUS | 5.80 | Adam Ptáček             | CZE | 5.70 | Denis Yurchenko      | UKR | 5.70 |
| 2006 | Brad Walker            | USA | 5.80 | Alhaji Jeng             | SWE | 5.70 | Tim Lobinger         | GER | 5.60 |
| 2008 | Yevgeniy Lukyanenko    | RUS | 5.90 | Brad Walker             | USA | 5.85 | Steven Hooker        | AUS | 5.80 |
| 2010 | Steven Hooker          | AUS | 6.01 | Malte Mohr              | GER | 5.70 | Alexander Straub     | GER | 5.65 |
| 2012 | Renaud Lavillenie      | FRA | 5.95 | Björn Otto              | GER | 5.80 | Brad Walker          | USA | 5.80 |
| 2014 | Konstadínos Filippídis | GRE | 5.80 | Malte Mohr              | GER | 5.80 | Jan Kudlíčka         | CZE | 5.80 |
| 2016 | Renaud Lavillenie      | FRA | 6.02 | Sam Kendricks           | USA | 5.80 | Piotr Lisek          | POL | 5.75 |

**Long Jump**

|      |                    |     |      |                         |     |      |                             |     |      |
|------|--------------------|-----|------|-------------------------|-----|------|-----------------------------|-----|------|
| 1985 | <i>Jan Leitner</i> | TCH | 7.96 | <i>Gyulai Pálóczi</i>   | HUN | 7.94 | <i>Giovanni Evangelisti</i> | ITA | 7.88 |
| 1987 | Larry Myricks      | USA | 8.23 | Paul Emordi             | NGR | 8.01 | Giovanni Evangelisti        | ITA | 8.01 |
| 1989 | Larry Myricks      | USA | 8.37 | Dietmar Haaf            | GER | 8.17 | Mike Conley                 | USA | 8.11 |
| 1991 | Dietmar Haaf       | GER | 8.15 | Jaime Jefferson         | CUB | 8.04 | Giovanni Evangelisti        | ITA | 7.93 |
| 1993 | Iván Pedroso       | CUB | 8.23 | Joe Greene              | USA | 8.13 | Jaime Jefferson             | CUB | 7.98 |
| 1995 | Iván Pedroso       | CUB | 8.51 | Matthias Sunneborn      | SWE | 8.20 | Erick Walder                | USA | 8.14 |
| 1997 | Iván Pedroso       | CUB | 8.51 | Kirill Sosunov          | RUS | 8.41 | Joe Greene                  | USA | 8.41 |
| 1999 | Iván Pedroso       | CUB | 8.62 | Yago Lamela             | ESP | 8.56 | Erick Walder                | USA | 8.30 |
| 2001 | Iván Pedroso       | CUB | 8.43 | Kareem Streete-Thompson | CAY | 8.16 | Carlos Calado               | POR | 8.16 |
| 2003 | Dwight Phillips    | USA | 8.29 | Yago Lamela             | ESP | 8.28 | Miguel Pate                 | USA | 8.21 |

| YEAR | GOLD                 |     |      |                  | SILVER |      |                         |     | BRONZE |  |  |  |
|------|----------------------|-----|------|------------------|--------|------|-------------------------|-----|--------|--|--|--|
| 2004 | Savanté Stringfellow | USA | 8.40 | James Beckford   | JAM    | 8.31 | Vitaliy Shkurlatov      | RUS | 8.28   |  |  |  |
| 2006 | Ignisious Gaisah     | GHA | 8.30 | Irving Saladino  | PAN    | 8.29 | Andrew Howe             | ITA | 8.19   |  |  |  |
| 2008 | Khotso Mokoena       | RSA | 8.08 | Chris Tomlinson  | GBR    | 8.06 | Mohamed S. Al-Khuwalidi | KSA | 8.01   |  |  |  |
| 2010 | Fabrice Lapierre     | AUS | 8.17 | Khotso Mokoena   | RSA    | 8.08 | Mitchell Watt           | AUS | 8.05   |  |  |  |
| 2012 | Mauro da Silva       | BRA | 8.23 | Henry Frayne     | AUS    | 8.23 | Aleksandr Menkov        | RUS | 8.22   |  |  |  |
| 2014 | Mauro da Silva       | BRA | 8.28 | Li Jinzhe        | CHN    | 8.23 | Michel Tornéus          | SWE | 8.21   |  |  |  |
| 2016 | Marquis Dendy        | USA | 8.26 | Fabrice Lapierre | AUS    | 8.25 | Huang Changzhou         | CHN | 8.21   |  |  |  |

**Triple Jump**

|      |                       |     |       |                          |     |       |                         |     |       |
|------|-----------------------|-----|-------|--------------------------|-----|-------|-------------------------|-----|-------|
| 1985 | <i>Khristo Markov</i> | BUL | 17.22 | <i>Lázaro Betancourt</i> | CUB | 17.15 | <i>Lázaro Balcindes</i> | CUB | 16.83 |
| 1987 | Mike Conley           | USA | 17.54 | Oleg Protosenko          | URS | 17.26 | Frank Rutherford        | BAH | 17.02 |
| 1989 | Mike Conley           | USA | 17.65 | Jorge Reyna              | CUB | 17.41 | Juan López              | CUB | 17.28 |
| 1991 | Igor Lapshin          | URS | 17.31 | Leonid Voloshin          | URS | 17.04 | Tord Henriksson         | SWE | 16.80 |
| 1993 | ✘ Pierre Camara       | FRA | 17.59 | Maris Bruziks            | LAT | 17.36 | Brian Wellman           | BER | 17.27 |
| 1995 | Brian Wellman         | BER | 17.72 | Yoelbi Quesada           | CUB | 17.62 | Serge Hélan             | FRA | 17.06 |
| 1997 | Yoel García           | CUB | 17.30 | Aliecer Urrutia          | CUB | 17.27 | Aleksandr Aseledchenko  | RUS | 17.22 |
| 1999 | ✘ Charles Friedek     | GER | 17.18 | LaMark Carter            | USA | 16.98 | Zsolt Czingler          | HUN | 16.98 |
| 2001 | Paolo Camossi         | ITA | 17.32 | Jonathan Edwards         | GBR | 17.26 | Andrew Murphy           | AUS | 17.20 |
| 2003 | Christian Olsson      | SWE | 17.70 | Walter Davis             | USA | 17.35 | Yoelbi Quesada          | CUB | 17.27 |
| 2004 | Christian Olsson      | SWE | 17.83 | Jadel Gregório           | BRA | 17.43 | Yoandri Betanzos        | CUB | 17.36 |
| 2006 | Walter Davis          | USA | 17.73 | Jadel Gregório           | BRA | 17.56 | Yoandri Betanzos        | CUB | 17.42 |
| 2008 | Phillips Idowu        | GBR | 17.75 | David Girat              | CUB | 17.47 | Nelson Évora            | POR | 17.27 |
| 2010 | Teddy Tamgho          | FRA | 17.90 | Yoandris Betanzos        | CUB | 17.69 | David Girat             | CUB | 17.36 |
| 2012 | Will Claye            | USA | 17.70 | Christian Taylor         | USA | 17.63 | Lyukman Adams           | RUS | 17.36 |
| 2014 | Lyukman Adams         | RUS | 17.37 | Ernesto Revé             | CUB | 17.33 | Pedro Pablo Pichardo    | CUB | 17.24 |
| 2016 | Dong Bin              | CHN | 17.33 | Max Hess                 | GER | 17.14 | Benjamin Compaoré       | FRA | 17.09 |

**Shot Put (7.26Kg)**

|      |                         |     |       |                   |     |       |                     |     |       |
|------|-------------------------|-----|-------|-------------------|-----|-------|---------------------|-----|-------|
| 1985 | <i>Remigius Machura</i> | TCH | 21.22 | <i>Udo Beyer</i>  | GDR | 21.10 | <i>Jānis Bojārs</i> | URS | 19.94 |
| 1987 | Ulf Timmermann          | GDR | 22.24 | Werner Günthör    | SUI | 21.61 | Sergey Smirnov      | URS | 20.67 |
| 1989 | Ulf Timmermann          | GDR | 21.75 | Randy Barnes      | USA | 21.28 | Georg Andersen      | NOR | 20.98 |
| 1991 | Werner Günthör          | SUI | 21.17 | Klaus Bodenmüller | AUT | 20.42 | Ron Backes          | USA | 20.06 |
| 1993 | Mike Stulce             | USA | 21.27 | Jim Doehring      | USA | 21.08 | Aleksandr Bagach    | UKR | 20.63 |
| 1995 | Mika Halvari            | FIN | 20.74 | C J Hunter        | USA | 20.58 | Dragan Perić        | YUG | 20.36 |
| 1997 | Yuriy Belonog           | UKR | 21.02 | Aleksandr Bagach  | UKR | 20.94 | John Godina         | USA | 20.87 |
| 1999 | Aleksandr Bagach        | UKR | 21.41 | John Godina       | USA | 21.06 | Yuriy Belonog       | UKR | 20.89 |
| 2001 | John Godina             | USA | 20.82 | Adam Nelson       | USA | 20.72 | Manuel Martínez     | ESP | 20.67 |
| 2003 | Manuel Martínez         | ESP | 21.24 | John Godina       | USA | 21.23 | Yuriy Belonog       | UKR | 21.13 |
| 2004 | Christian Cantwell      | USA | 21.49 | Reese Hoffa       | USA | 21.07 | Joachim B. Olsen    | DEN | 20.99 |
| 2006 | ✘ Reese Hoffa           | USA | 22.11 | Joachim B. Olsen  | DEN | 21.16 | Pavel Sofyin        | RUS | 20.68 |
| 2008 | Christian Cantwell      | USA | 21.77 | Reese Hoffa       | USA | 21.20 | Tomasz Majewski     | POL | 20.93 |
| 2010 | ✘ Christian Cantwell    | USA | 21.83 | Ralf Bartels      | GER | 21.44 | Dylan Armstrong     | CAN | 21.39 |
| 2012 | Ryan Whiting            | USA | 22.00 | David Storl       | GER | 21.88 | Tomasz Majewski     | POL | 21.72 |
| 2014 | Ryan Whiting            | USA | 22.05 | David Storl       | GER | 21.79 | Tom Walsh           | NZL | 21.26 |
| 2016 | Tom Walsh               | NZL | 21.78 | Andrei Gag        | ROU | 20.89 | Filip Mihaljević    | CRO | 20.87 |

**Heptathlon (Invitation event only in 1993)**

|      |                    |     |      |                     |     |      |                          |     |      |
|------|--------------------|-----|------|---------------------|-----|------|--------------------------|-----|------|
| 1993 | <i>Dan O'Brien</i> | USA | 6476 | <i>Mike Smith</i>   | CAN | 6279 | <i>Eduard Hämäläinen</i> | BLR | 6075 |
| 1995 | Christian Plaziat  | FRA | 6246 | Tomás Dvorák        | CZE | 6169 | Henrik Dagård            | SWE | 6142 |
| 1997 | Robert Změlík      | CZE | 6228 | Erki Nool           | EST | 6213 | Jón Arnur Magnússon      | ISL | 6145 |
| 1999 | Sebastian Chmara   | POL | 6386 | Erki Nool           | EST | 6374 | Roman Šebrle             | CZE | 6319 |
| 2001 | Roman Šebrle       | CZE | 6420 | Jón Arnur Magnússon | ISL | 6233 | Lev Lobodin              | RUS | 6202 |
| 2003 | Tom Pappas         | USA | 6361 | Lev Lobodin         | RUS | 6297 | Roman Šebrle             | CZE | 6196 |
| 2004 | Roman Šebrle       | CZE | 6438 | Bryan Clay          | USA | 6365 | Lev Lobodin              | RUS | 6203 |
| 2006 | André Niklaus      | GER | 6192 | Bryan Clay          | USA | 6187 | Roman Šebrle             | CZE | 6161 |
| 2008 | Bryan Clay         | USA | 6371 | Andrey Kravchenko   | BLR | 6234 | Dmitriy Karpov           | KAZ | 6131 |
| 2010 | Bryan Clay         | USA | 6204 | Trey Hardee         | USA | 6184 | Aleksey Drozdov          | RUS | 6141 |
| 2012 | Ashton Eaton       | USA | 6645 | Oleksiy Kasyanov    | UKR | 6071 | Artem Lukyanenko         | RUS | 5969 |
| 2014 | Ashton Eaton       | USA | 6632 | Andrey Kravchenko   | BLR | 6303 | Thomas van der Plaetsen  | BEL | 6259 |
| 2016 | Ashton Eaton       | USA | 6470 | Oleksiy Kasyanov    | UKR | 6182 | Mathias Brugger          | GER | 6126 |

**5000 Metres Walk (Not continued after 1993)**

|      |                        |     |          |                          |     |          |                     |     |          |
|------|------------------------|-----|----------|--------------------------|-----|----------|---------------------|-----|----------|
| 1985 | <i>Gérard Lelièvre</i> | FRA | 19:06.20 | <i>Maurizio Damilano</i> | ITA | 19:11.41 | <i>David Smith</i>  | AUS | 19:16.04 |
| 1987 | Mikhail Shchennikov    | URS | 18:27.79 | Jozef Pribilinec         | TCH | 18:27.80 | Ernesto Canto       | MEX | 18:38.71 |
| 1989 | Mikhail Shchennikov    | URS | 18:27.10 | Roman Mrázek             | TCH | 18:28.90 | Frants Kostyukevich | URS | 18:34.07 |
| 1991 | Mikhail Shchennikov    | URS | 18:23.55 | Giovanni DeBenedictis    | ITA | 18:23.60 | Frants Kostyukevich | URS | 18:47.05 |
| 1993 | Mikhail Shchennikov    | RUS | 18:32.10 | Robert Korzeniowski      | POL | 18:35.91 | Mikhail Orlov       | RUS | 18:43.48 |



| YEAR                        | GOLD          |         | SILVER             |         | BRONZE             |         |
|-----------------------------|---------------|---------|--------------------|---------|--------------------|---------|
| <b>4 x 400 Metres Relay</b> |               |         |                    |         |                    |         |
| 1991                        | Germany       | 3:03.05 | United States      | 3:03.24 | Italy              | 3:05.51 |
| 1993                        | United States | 3:04.20 | Trinidad & Tobago  | 3:07.02 | Japan              | 3:07.30 |
| 1995                        | United States | 3:07.37 | Italy              | 3:09.12 | Japan              | 3:09.73 |
| 1997                        | United States | 3:04.93 | Jamaica            | 3:08.11 | France             | 3:08.11 |
| 1999                        | United States | 3:02.83 | Poland             | 3:03.01 | Great Britain & NI | 3:03.20 |
| 2001 ✕                      | Poland        | 3:04.47 | Russia             | 3:04.82 | Jamaica            | 3:05.45 |
| 2003 ✕                      | Jamaica       | 3:04.21 | Great Britain & NI | 3:06.12 | Poland             | 3:06.61 |
| 2004                        | Jamaica       | 3:05.21 | Russia             | 3:06.23 | Ireland            | 3:10.44 |
| 2006                        | United States | 3:03.24 | Poland             | 3:04.67 | Russia             | 3:06.91 |
| 2008                        | United States | 3:06.79 | Jamaica            | 3:07.69 | Dominican Republic | 3:07.77 |
| 2010                        | United States | 3:03.40 | Belgium            | 3:06.94 | Great Britain & NI | 3:07.52 |
| 2012                        | United States | 3:03.94 | Great Britain & NI | 3:04.72 | Trinidad & Tobago  | 3:06.85 |
| 2014                        | United States | 3:02.13 | Great Britain & NI | 3:03.49 | Jamaica            | 3:03.69 |
| 2016                        | United States | 3:02.45 | Bahamas            | 3:04.75 | Trinidad & Tobago  | 3:05.51 |

**Medley Relay** (Invitation event only in 1993)

|      |               |         |        |         |        |         |
|------|---------------|---------|--------|---------|--------|---------|
| 1993 | United States | 3:15.10 | Brazil | 3:16.11 | Canada | 3:16.93 |
|------|---------------|---------|--------|---------|--------|---------|

**WOMEN****60 Metres**

|        |                         |     |      |                 |     |      |                      |     |      |
|--------|-------------------------|-----|------|-----------------|-----|------|----------------------|-----|------|
| 1985   | Silke Gladisch          | GDR | 7.20 | Heather Oakes   | GBR | 7.21 | Christelle Bulteau   | FRA | 7.34 |
| 1987 ✕ | Nelli Cooman            | NED | 7.08 | Aneliya Nuneva  | BUL | 7.10 | Angela Bailey        | CAN | 7.12 |
| 1989   | Nelli Cooman            | NED | 7.05 | Gwen Torrence   | USA | 7.07 | Merlene Ottey        | JAM | 7.10 |
| 1991   | Irina Sergeyeva         | URS | 7.02 | Merlene Ottey   | JAM | 7.08 | Liliana Allen        | CUB | 7.12 |
| 1993   | Gail Devers             | USA | 6.95 | Irina Privalova | RUS | 6.97 | Zhanna Tarnopolskaya | UKR | 7.21 |
| 1995   | Merlene Ottey           | JAM | 6.97 | Melanie Paschke | GER | 7.10 | Carlette Guidry      | USA | 7.11 |
| 1997   | Gail Devers             | USA | 7.06 | Chandra Sturup  | BAH | 7.15 | Frédérique Bangué    | FRA | 7.17 |
| 1999 ✕ | Katerina Thánou         | GRE | 6.96 | Gail Devers     | USA | 7.02 | Philomena Mensah     | CAN | 7.07 |
| 2001   | Chandra Sturup          | BAH | 7.05 | Angela Williams | USA | 7.09 | Chryste Gaines       | USA | 7.12 |
| 2003 ✕ | Angela Williams         | USA | 7.16 | Torri Edwards   | USA | 7.17 | Merlene Ottey        | SLO | 7.20 |
| 2004   | Gail Devers             | USA | 7.08 | Kim Gevaert     | BEL | 7.12 | Yuliya Nesterenko    | BLR | 7.12 |
| 2006   | Me'Lisa Barber          | USA | 7.01 | Lauryn Williams | USA | 7.01 | Kim Gevaert          | BEL | 7.11 |
| 2008   | Angela Williams         | USA | 7.06 | Jeanette Kwakye | GBR | 7.08 | Tahesia Harrigan     | IVB | 7.09 |
| 2010 ✕ | Veronica Campbell-Brown | JAM | 7.00 | Carmelita Jeter | USA | 7.05 | Ruddy Zang Milama    | GAB | 7.14 |
|        |                         |     |      |                 |     |      | Sheri-Ann Brooks     | JAM | 7.14 |
| 2012   | Veronica Campbell-Brown | JAM | 7.01 | Murielle Houré  | CIV | 7.04 | Tianna Madison       | USA | 7.09 |
| 2014   | Shelly-Ann Fraser-Pryce | JAM | 6.98 | Murielle Houré  | CIV | 7.01 | Tianna Bartoletta    | USA | 7.06 |
| 2016   | Barbara Pierre          | USA | 7.02 | Dafne Schippers | NED | 7.04 | Elaine Thompson      | JAM | 7.06 |

**200 Metres** (Not continued after 2004)

|        |                      |     |       |                          |     |       |                      |     |       |
|--------|----------------------|-----|-------|--------------------------|-----|-------|----------------------|-----|-------|
| 1985   | Marita Koch          | GDR | 23.09 | Christine Cazier         | FRA | 23.33 | Kim Robertson        | NZL | 23.69 |
| 1987   | Heike Drechsler      | GDR | 22.27 | Merlene Ottey            | JAM | 22.66 | Grace Jackson        | JAM | 23.21 |
| 1989   | Merlene Ottey        | JAM | 22.34 | Grace Jackson            | JAM | 22.95 | Natalya Kovtun       | URS | 23.28 |
| 1991   | Merlene Ottey        | JAM | 22.24 | Irina Sergeyeva          | URS | 22.41 | Grit Breuer          | GER | 22.58 |
| 1993   | Irina Privalova      | RUS | 22.15 | Melinda Gainsford        | AUS | 22.73 | Natalya Voronova     | RUS | 22.90 |
| 1995   | Melinda Gainsford    | AUS | 22.64 | Pauline Davis            | BAH | 22.68 | Natalya Voronova     | RUS | 23.01 |
| 1997   | Katerina Koffa       | GRE | 22.76 | Juliet Cuthbert          | JAM | 22.77 | Svetlana Goncharenko | RUS | 22.85 |
| 1999   | Ionela Tîrlea        | ROU | 22.39 | Svetlana Goncharenko     | RUS | 22.69 | Pauline Davis        | BAH | 22.70 |
| 2001   | Juliet Campbell      | JAM | 22.64 | LaTasha Jenkins          | USA | 22.96 | Natalya Safronnikova | BLR | 23.17 |
| 2003 ✕ | Muriel Hurtis        | FRA | 22.54 | Anastasiya Kapachinskaya | RUS | 22.80 | Juliet Campbell      | JAM | 22.81 |
| 2004 ✕ | Natalya Safronnikova | BLR | 23.13 | Svetlana Goncharenko     | RUS | 23.15 | Karin Mayr-Krifka    | AUT | 23.18 |

**400 Metres**

|      |                     |     |       |                     |     |       |                    |     |       |
|------|---------------------|-----|-------|---------------------|-----|-------|--------------------|-----|-------|
| 1985 | Diane Dixon         | USA | 53.35 | Regine Berg         | BEL | 53.81 | Charmaine Crooks   | CAN | 54.08 |
| 1987 | Sabine Busch        | GDR | 51.66 | Lillie Leatherwood  | USA | 52.54 | Judit Forgács      | HUN | 52.68 |
| 1989 | Helga Arendt        | FRG | 51.52 | Diane Dixon         | USA | 51.77 | Jillian Richardson | CAN | 52.02 |
| 1991 | Diane Dixon         | USA | 50.64 | Sandra Myers        | ESP | 50.99 | Anita Protti       | SUI | 51.41 |
| 1993 | Sandie Richards     | JAM | 50.93 | Tatyana Alekseyeva  | RUS | 51.03 | Jearl Miles        | USA | 51.37 |
| 1995 | Irina Privalova     | RUS | 50.23 | Sandie Richards     | JAM | 51.38 | Daniela Georgieva  | BUL | 51.78 |
| 1997 | Jearl Miles-Clark   | USA | 50.96 | Sandie Richards     | JAM | 51.17 | Helena Fuchsová    | CZE | 52.04 |
| 1999 | Grit Breuer         | GER | 50.80 | Falilat Ogunkoya    | NGR | 51.25 | Jearl Miles-Clark  | USA | 51.45 |
| 2001 | Sandie Richards     | JAM | 51.04 | Olga Kotlyarova     | RUS | 51.56 | Olesya Zykina      | RUS | 51.71 |
| 2003 | Natalya Nazarova    | RUS | 50.83 | Christine Amertil   | BAH | 51.11 | Grit Breuer        | GER | 51.13 |
| 2004 | Natalya Nazarova    | RUS | 50.19 | Olesya Krasnomovets | RUS | 50.65 | Tonique Williams   | BAH | 50.87 |
| 2006 | Olesya Krasnomovets | RUS | 50.04 | Vania Stambolova    | BUL | 50.21 | Christine Amertil  | BAH | 50.34 |
| 2008 | Olesya Zykina       | RUS | 51.09 | Natalya Nazarova    | RUS | 51.10 | Shareese Woods     | USA | 51.41 |
| 2010 | Debbie Dunn         | USA | 51.04 | Tatyana Firova      | RUS | 51.13 | Vania Stambolova   | BUL | 51.50 |

| YEAR | GOLD                |     | SILVER |                     | BRONZE |       |                  |     |       |
|------|---------------------|-----|--------|---------------------|--------|-------|------------------|-----|-------|
| 2012 | Sanya Richards-Ross | USA | 50.79  | Aleksandra Fedoriva | RUS    | 51.76 | Natasha Hastings | USA | 51.82 |
| 2014 | Francena McCorory   | USA | 51.12  | Kaliese Spencer     | JAM    | 51.54 | Shaunae Miller   | BAH | 52.06 |
| 2016 | Kemi Adekoya        | BRN | 51.45  | Ashley Spencer      | USA    | 51.72 | Quanera Hayes    | USA | 51.76 |

**800 Metres**

|      |                           |     |         |                     |     |         |                      |     |         |
|------|---------------------------|-----|---------|---------------------|-----|---------|----------------------|-----|---------|
| 1985 | <i>Cristeana Cojocaru</i> | ROU | 2:04.22 | <i>Jane Finch</i>   | GBR | 2:04.71 | <i>Maria Simeanu</i> | ROU | 2:05.51 |
| 1987 | Christine Wachtel         | GDR | 2:01.32 | Gabriela Sedláková  | TCH | 2:01.85 | Lyubov Karyukova     | URS | 2:01.98 |
| 1989 | Christine Wachtel         | GDR | 1:59.24 | Tatyana Grebenchuk  | URS | 1:59.53 | Ellen Kiessling      | GDR | 1:59.68 |
| 1991 | Christine Wachtel         | GER | 2:01.51 | Violeta Beclea      | ROU | 2:01.75 | Ella Kovacs          | ROU | 2:01.79 |
| 1993 | Maria Mutola              | MOZ | 1:57.55 | Svetlana Masterkova | URS | 1:59.18 | Joetta Clark         | USA | 1:59.86 |
| 1995 | Maria Mutola              | MOZ | 1:57.62 | Yelena Afanasyeva   | RUS | 1:59.79 | Letitia Vriesde      | SUR | 2:00.36 |
| 1997 | Maria Mutola              | MOZ | 1:58.96 | Natalya Dukhnova    | BLR | 1:59.31 | Joetta Clark         | USA | 1:59.82 |
| 1999 | Ludmila Formanová         | CZE | 1:56.90 | Maria Mutola        | MOZ | 1:57.17 | Natalya Tsyganova    | RUS | 1:57.47 |
| 2001 | Maria Mutola              | MOZ | 1:59.74 | Stephanie Graf      | AUT | 1:59.78 | Helena Fuchsová      | CZE | 2:01.18 |
| 2003 | Maria Mutola              | MOZ | 1:58.94 | Stephanie Graf      | AUT | 1:59.39 | Mayte Martínez       | ESP | 1:59.53 |
| 2004 | Maria Mutola              | MOZ | 1:58.50 | Jolanda Čeplak      | SLO | 1:58.72 | Jo Fenn              | GBR | 1:59.50 |
| 2006 | Maria Mutola              | MOZ | 1:58.90 | Kenia Sinclair      | JAM | 1:59.54 | Hasna Benhassi       | MAR | 2:00.34 |
| 2008 | Tamsyn Lewis              | AUS | 2:02.57 | Tatyana Petlyuk     | UKR | 2:02.66 | Maria Mutola         | MOZ | 2:02.97 |
| 2010 | Mariya Savinova           | RUS | 1:58.26 | Jenny Meadows       | GBR | 1:58.43 | Alysia Johnson       | USA | 1:59.60 |
| 2012 | Pamela Jelimo             | KEN | 1:58.83 | Nataliya Lupu       | UKR | 1:59.67 | Erica Moore          | USA | 1:59.97 |
| 2014 | Chanelle Price            | USA | 2:00.09 | Angelika Cichocka   | POL | 2:00.45 | Maryna Arzamasova    | BLR | 2:00.79 |
| 2016 | Francine Niyonsaba        | BDI | 2:00.01 | Ajee' Wilson        | USA | 2:00.27 | Margaret Wambui      | KEN | 2:00.44 |

**1500 Metres**

|      |                        |     |         |                          |     |         |                       |     |         |
|------|------------------------|-----|---------|--------------------------|-----|---------|-----------------------|-----|---------|
| 1985 | <i>Elly van Hulst</i>  | NED | 4:11.41 | <i>Fița Lovin</i>        | ROU | 4:11.42 | <i>Brit McRoberts</i> | CAN | 4:11.83 |
| 1987 | Doina Melinte          | ROU | 4:05.68 | Tatyana Samolenko        | URS | 4:07.08 | Svetlana Kitova       | URS | 4:07.59 |
| 1989 | Doina Melinte          | ROU | 4:04.79 | Svetlana Kitova          | URS | 4:05.71 | Yvonne Mai            | GDR | 4:06.09 |
| 1991 | Lyudmila Rogachova     | URS | 4:05.09 | Ivana Kubesová           | TCH | 4:06.22 | Tudorita Chidu        | ROU | 4:06.27 |
| 1993 | Yekaterina Podkopayeva | RUS | 4:09.29 | Violeta Beclea           | ROU | 4:09.41 | Sandra Gasser         | SUI | 4:10.99 |
| 1995 | Regina Jacobs          | USA | 4:12.61 | Carla Sacramento         | POR | 4:13.02 | Mayte Zúñiga          | ESP | 4:16.63 |
| 1997 | Yekaterina Podkopayeva | RUS | 4:05.19 | Patricia Djaté-Taillaird | FRA | 4:06.16 | Lidia Chojecka        | POL | 4:06.25 |
| 1999 | Gabriela Szabo         | ROU | 4:03.23 | Violeta Szekely          | ROU | 4:03.53 | Lidia Chojecka        | POL | 4:05.86 |
| 2001 | Hasna Benhassi         | MAR | 4:10.83 | Violeta Szekely          | ROU | 4:11.17 | Natalya Gorelova      | RUS | 4:11.74 |
| 2003 | Regina Jacobs          | USA | 4:01.67 | Kelly Holmes             | GBR | 4:02.66 | Yekaterina Rozenberg  | RUS | 4:02.80 |
| 2004 | Kutre Dulecha          | ETH | 4:06.40 | Carmen Douma-Hussar      | CAN | 4:08.18 | Gulnara Samitova      | RUS | 4:08.26 |
| 2006 | Yuliya Chizhenko       | RUS | 4:04.70 | Yelena Soboleva          | RUS | 4:05.21 | Maryam Jamal          | BRN | 4:05.53 |
| 2008 | Gelete Burka           | ETH | 3:59.75 | Maryam Jamal             | BRN | 3:59.79 | Daniela Yordanova     | BUL | 4:04.19 |
| 2010 | Kalkidan Gezahegne     | ETH | 4:08.14 | Natalia Rodríguez        | ESP | 4:08.30 | Gelete Burka          | ETH | 4:08.39 |
| 2012 | Genzebe Dibaba         | ETH | 4:05.78 | Mariam Alaoui Selsouli   | MAR | 4:07.78 | Hind Dehiba           | FRA | 4:10.30 |
| 2014 | Abeba Aregawi          | SWE | 4:00.61 | Axumawit Embaye          | ETH | 4:07.12 | Nicole Sifuentes      | CAN | 4:07.61 |
| 2016 | Sifan Hassan           | NED | 4:04.96 | Dawit Seyaum             | ETH | 4:05.30 | Gudaf Tsegay          | ETH | 4:05.71 |

**3000 Metres**

|      |                     |     |         |                        |     |         |                        |     |         |
|------|---------------------|-----|---------|------------------------|-----|---------|------------------------|-----|---------|
| 1985 | <i>Debbie Scott</i> | CAN | 9:04.99 | <i>Agnese Possamai</i> | ITA | 9:09.66 | <i>PattiSue Plumer</i> | USA | 9:12.12 |
| 1987 | Tatyana Samolenko   | URS | 8:46.52 | Olga Bondarenko        | URS | 8:47.08 | Maricica Puică         | ROU | 8:47.92 |
| 1989 | Elly van Hulst      | NED | 8:33.82 | Liz McColgan           | GBR | 8:34.80 | Margareta Keszeg       | ROU | 8:48.70 |
| 1991 | Marie-Pierre Duros  | FRA | 8:50.69 | Margareta Keszeg       | ROU | 8:51.51 | Lyubov Kremlyova       | URS | 8:51.90 |
| 1993 | Yvonne Murray       | GBR | 8:50.55 | Margareta Keszeg       | ROU | 9:02.89 | Lynn Jennings          | USA | 9:03.78 |
| 1995 | Gabriela Szabo      | ROU | 8:54.50 | Lynn Jennings          | USA | 8:55.23 | Joan Nesbit            | USA | 8:56.08 |
| 1997 | Gabriela Szabo      | ROU | 8:45.75 | Sonia O'Sullivan       | IRL | 8:46.19 | Fernanda Ribeiro       | POR | 8:49.79 |
| 1999 | Gabriela Szabo      | ROU | 8:36.42 | Zahra Ouaziz           | MAR | 8:38.43 | Regina Jacobs          | USA | 8:39.14 |
| 2001 | Olga Yegorova       | RUS | 8:37.48 | Gabriela Szabo         | ROU | 8:39.65 | Yelena Zadorozhnaya    | RUS | 8:40.15 |
| 2003 | Berhane Adere       | ETH | 8:40.25 | Marta Domínguez        | ESP | 8:42.17 | Meseret Defar          | ETH | 8:42.58 |
| 2004 | Meseret Defar       | ETH | 9:11.22 | Berhane Adere          | ETH | 9:11.43 | Shayne Culpepper       | USA | 9:12.15 |
| 2006 | Meseret Defar       | ETH | 8:38.80 | Liliya Shobukhova      | RUS | 8:42.18 | Lidia Chojecka         | POL | 8:42.59 |
| 2008 | Meseret Defar       | ETH | 8:38.79 | Meselech Melkamu       | ETH | 8:41.50 | Mariam Alaoui Selsouli | MAR | 8:41.66 |
| 2010 | Meseret Defar       | ETH | 8:51.17 | Vivian Cheruiyot       | KEN | 8:51.85 | Sentayehu Ejigu        | ETH | 8:52.08 |
| 2012 | Hellen Obiri        | KEN | 8:37.16 | Meseret Defar          | ETH | 8:38.26 | Gelete Burka           | ETH | 8:40.18 |
| 2014 | Genzebe Dibaba      | ETH | 8:55.04 | Hellen Obiri           | KEN | 8:57.72 | Maryam Jamal           | BRN | 8:59.16 |
| 2016 | Genzebe Dibaba      | ETH | 8:47.43 | Meseret Defar          | ETH | 8:54.26 | Shannon Rowbury        | USA | 8:55.55 |

**60 Metres Hurdles (83.8cm)**

|      |                        |     |      |                        |     |      |                       |     |      |
|------|------------------------|-----|------|------------------------|-----|------|-----------------------|-----|------|
| 1985 | <i>Xénia Siska</i>     | HUN | 8.03 | <i>Laurence Elloy</i>  | FRA | 8.08 | <i>Anne Piquereau</i> | FRA | 8.10 |
| 1987 | Cornelia Oschkenat     | GDR | 7.82 | Yordanka Donkova       | BUL | 7.85 | Ginka Zagorcheva      | BUL | 7.99 |
| 1989 | Yelizaveta Chernyshova | URS | 7.82 | Lyudmila Narozhilenko  | URS | 7.83 | Cornelia Oschkenat    | GDR | 7.86 |
| 1991 | Lyudmila Narozhilenko  | URS | 7.88 | Monique Ewanjé-Epée    | FRA | 7.90 | Aliuska López         | CUB | 8.03 |
| 1993 | Julie Baumann          | SUI | 7.96 | LaVonna Martin-Floréal | USA | 7.99 | Patricia Girard       | FRA | 8.01 |
| 1995 | Aliuska López          | CUB | 7.92 | Olga Shishigina        | KAZ | 7.92 | Brigita Bukovec       | SLO | 7.93 |
| 1997 | Michelle Freeman       | JAM | 7.82 | Gillian Russell        | JAM | 7.84 | Cheryl Dickey         | USA | 7.84 |
|      |                        |     |      |                        |     |      | Patricia Girard       | FRA | 7.84 |

| YEAR | GOLD               |     |      | SILVER           |     |      | BRONZE                  |     |      |
|------|--------------------|-----|------|------------------|-----|------|-------------------------|-----|------|
| 1999 | Olga Shishigina    | KAZ | 7.86 | Glory Alozie     | NGR | 7.87 | Katie Anderson          | CAN | 7.90 |
| 2001 | Anjanette Kirkland | USA | 7.85 | Michelle Freeman | JAM | 7.92 | Nicole Ramalalanirina   | FRA | 7.96 |
| 2003 | Gail Devers        | USA | 7.81 | Glory Alozie     | ESP | 7.90 | Melissa Morrison        | USA | 7.92 |
| 2004 | Perdita Felicien   | CAN | 7.75 | Gail Devers      | USA | 7.78 | Linda Ferga-Khodadin    | FRA | 7.82 |
| 2006 | Derval O'Rourke    | IRL | 7.84 | Glory Alozie     | ESP | 7.86 | Susanna Kallur          | SWE | 7.87 |
| 2008 | Lolo Jones         | USA | 7.80 | Candice Davis    | USA | 7.93 | Anay Tejeda             | CUB | 7.98 |
| 2010 | LoLo Jones         | USA | 7.72 | Perdita Felicien | CAN | 7.86 | Priscilla Lopes-Schliep | CAN | 7.87 |
| 2012 | Sally Pearson      | AUS | 7.73 | Tiffany Porter   | GBR | 7.94 | Alina Talai             | BLR | 7.97 |
| 2014 | Nia Ali            | USA | 7.80 | Sally Pearson    | AUS | 7.85 | Tiffany Porter          | GBR | 7.86 |
| 2016 | Nia Ali            | USA | 7.81 | Brianna Rollins  | USA | 7.82 | Tiffany Porter          | GBR | 7.90 |

**High Jump**

|      |                           |     |      |                          |     |      |                         |     |      |
|------|---------------------------|-----|------|--------------------------|-----|------|-------------------------|-----|------|
| 1985 | <i>Stefka Kostadinova</i> | BUL | 1.97 | <i>Susanne Lorentzon</i> | SWE | 1.94 | <i>Debbie Brill</i>     | CAN | 1.90 |
|      |                           |     |      |                          |     |      | <i>Danuta Bułkowska</i> | POL | 1.90 |
|      |                           |     |      |                          |     |      | <i>Silvia Costa</i>     | CUB | 1.90 |
| 1987 | Stefka Kostadinova        | BUL | 2.05 | Susanna Beyer            | GDR | 2.02 | Emiliya Dragieva        | BUL | 2.00 |
| 1989 | Stefka Kostadinova        | BUL | 2.02 | Tamara Bykova            | URS | 2.00 | Heike Redetzky          | FRG | 1.94 |
| 1991 | Heike Henkel              | GER | 2.00 | Tamara Bykova            | URS | 1.97 | Heike Balck             | GER | 1.94 |
| 1993 | Stefka Kostadinova        | BUL | 2.02 | Heike Henkel             | GER | 2.02 | Inga Babakova           | RUS | 2.00 |
| 1995 | Alina Astafei             | GER | 2.01 | Britta Bilač             | SLO | 1.99 | Heike Henkel            | GER | 1.99 |
| 1997 | Stefka Kostadinova        | BUL | 2.02 | Inga Babakova            | UKR | 2.00 | Hanne Haugland          | NOR | 2.00 |
| 1999 | Khristina Kalcheva        | BUL | 1.99 | Zuzana Hlavoňová         | CZE | 1.96 | Tisha Waller            | USA | 1.96 |
| 2001 | Kajsa Bergqvist           | SWE | 2.00 | Inga Babakova            | UKR | 2.00 | Venelina Veneva         | BUL | 1.96 |
| 2003 | Kajsa Bergqvist           | SWE | 2.01 | Yelena Yelesina          | RUS | 1.99 | Anna Chicherova         | RUS | 1.99 |
| 2004 | Yelena Slesarenko         | RUS | 2.04 | Anna Chicherova          | RUS | 2.00 | Blanka Vlašić           | CRO | 1.97 |
| 2006 | Yelena Slesarenko         | RUS | 2.02 | Blanka Vlašić            | CRO | 2.00 | Ruth Beitia             | ESP | 1.98 |
| 2008 | Blanka Vlašić             | CRO | 2.03 | Yelena Slesarenko        | RUS | 2.01 | Vita Palamar            | UKR | 2.01 |
| 2010 | Blanka Vlašić             | CRO | 2.00 | Ruth Beitia              | ESP | 1.98 | Chaunté Lowe            | USA | 1.98 |
| 2012 | Chaunté Lowe              | USA | 1.98 | Antonietta Di Martino    | ITA | 1.95 |                         |     |      |
|      |                           |     |      | Anna Chicherova          | RUS | 1.95 |                         |     |      |
|      |                           |     |      | Ebba Jungmark            | SWE | 1.95 |                         |     |      |
| 2014 | Kamila Ličwinko           | POL | 2.00 |                          |     |      | Ruth Beitia             | ESP | 2.00 |
|      | Mariya Kuchina            | RUS | 2.00 |                          |     |      |                         |     |      |
| 2016 | Vashti Cunningham         | USA | 1.96 | Ruth Beitia              | ESP | 1.96 | Kamila Ličwinko         | POL | 1.96 |

**Pole Vault** (From 1997)

|      |                    |     |      |                    |     |      |                     |     |      |
|------|--------------------|-----|------|--------------------|-----|------|---------------------|-----|------|
| 1997 | Stacy Dragila      | USA | 4.40 | Emma George        | AUS | 4.35 | Cai Weiyan          | CHN | 4.35 |
| 1999 | Nastja Ryshich     | GER | 4.50 | Vala Flosadottir   | ISL | 4.45 | Nicole Humbert      | GER | 4.35 |
|      |                    |     |      |                    |     |      | Zsuzsa Szabó        | HUN | 4.35 |
| 2001 | Pavla Hamácková    | CZE | 4.56 | Svetlana Feofanova | RUS | 4.51 |                     |     |      |
|      |                    |     |      | Kellie Suttle      | USA | 4.51 |                     |     |      |
| 2003 | Svetlana Feofanova | RUS | 4.80 | Yelena Isinbaeva   | RUS | 4.60 | Monika Pyrek        | POL | 4.45 |
| 2004 | Yelena Isinbaeva   | RUS | 4.86 | Stacy Dragila      | USA | 4.81 | Svetlana Feofanova  | RUS | 4.70 |
| 2006 | Yelena Isinbaeva   | RUS | 4.80 | Anna Rogowska      | POL | 4.75 | Svetlana Feofanova  | RUS | 4.70 |
| 2008 | Yelena Isinbaeva   | RUS | 4.75 | Jenn Stuczynski    | USA | 4.75 | Fabiana Murer       | BRA | 4.70 |
|      |                    |     |      |                    |     |      | Monika Pyrek        | POL | 4.70 |
| 2010 | Fabiana Murer      | BRA | 4.80 | Svetlana Feofanova | RUS | 4.80 | Anna Rogowska       | POL | 4.70 |
| 2012 | Yelena Isinbaeva   | RUS | 4.80 | Vanessa Boslak     | FRA | 4.70 | Holly Bleasdale     | GBR | 4.70 |
| 2014 | Yarisley Silva     | CUB | 4.70 | Anzhelika Sidorova | RUS | 4.70 |                     |     |      |
|      |                    |     |      | Jiřina Ptáčnicková | CZE | 4.70 |                     |     |      |
| 2016 | Jenn Suhr          | USA | 4.90 | Sandi Morris       | USA | 4.85 | Ekateríni Stefanídi | GRE | 4.80 |

**Long Jump**

|      |                     |     |      |                           |     |      |                        |     |      |
|------|---------------------|-----|------|---------------------------|-----|------|------------------------|-----|------|
| 1985 | <i>Helga Radtke</i> | GDR | 6.88 | <i>Tatyana Rodionova</i>  | URS | 6.72 | <i>Niole Medvedeva</i> | URS | 6.44 |
| 1987 | Heike Drechsler     | GDR | 7.10 | Helga Radtke              | GDR | 6.94 | Yelena Belevskaya      | URS | 6.76 |
| 1989 | Galina Chistyakova  | URS | 6.98 | Marieta Ilcu              | ROU | 6.86 | Larisa Berezhnaya      | URS | 6.82 |
| 1991 | Larisa Berezhnaya   | URS | 6.84 | Heike Drechsler           | GER | 6.82 | Marieta Ilcu           | ROU | 6.74 |
| 1993 | Marieta Ilcu        | ROU | 6.84 | Susen Tiedke              | GER | 6.84 | Inessa Kravets         | UKR | 6.77 |
| 1995 | Lyudmila Galkina    | RUS | 6.95 | Irina Mushayilova         | RUS | 6.90 | Susen Tiedtke-Greene   | GER | 6.90 |
| 1997 | Fiona May           | ITA | 6.86 | Chioma Ajunwa             | NGR | 6.80 | Agata Karczmarek       | POL | 6.71 |
| 1999 | Tatyana Kotova      | RUS | 6.86 | Shana Williams            | USA | 6.82 | Iva Prandzheva         | BUL | 6.78 |
| 2001 | Dawn Burrell        | USA | 7.03 | Tatyana Kotova            | RUS | 6.98 | Niurka Montalvo        | ESP | 6.88 |
| 2003 | Tatyana Kotova      | RUS | 6.84 | Inessa Kravets            | UKR | 6.72 | Maurren Maggi          | BRA | 6.70 |
| 2004 | Tatyana Lebedeva    | RUS | 6.98 | Tatyana Kotova            | RUS | 6.93 | Carolina Klüft         | SWE | 6.92 |
| 2006 | Tianna Madison      | USA | 6.80 | Naide Gomes               | POR | 6.76 | Concepción Montaner    | ESP | 6.76 |
| 2008 | Naide Gomes         | POR | 7.00 | Maurren Higa Maggi        | BRA | 6.89 | Irina Simagina         | RUS | 6.88 |
| 2010 | Brittney Reese      | USA | 6.70 | Naide Gomes               | POR | 6.67 | Keila Costa            | BRA | 6.63 |
| 2012 | Brittney Reese      | USA | 7.23 | Janay DeLoach             | USA | 6.98 | Shara Proctor          | GBR | 6.89 |
| 2014 | Éloyse Lesueur      | FRA | 6.85 | Katarina Johnson-Thompson | GBR | 6.81 | Ivana Španović         | SRB | 6.77 |
| 2016 | Brittney Reese      | USA | 7.22 | Ivana Španović            | SRB | 7.07 | Lorraine Ugen          | GBR | 6.93 |



| YEAR   | GOLD                      |     |          | SILVER                    |     |          | BRONZE                  |     |          |
|--|---------------------------|-----|----------|---------------------------|-----|----------|-------------------------|-----|----------|
| <b>Triple Jump</b> (Invitation event only in 1991) |                           |     |          |                           |     |          |                         |     |          |
| 1991   | <i>Inessa Kravets</i>     | URS | 14.44    | <i>Li Huirong</i>         | CHN | 13.98    | <i>Sofiya Bozhanova</i> | BUL | 13.62    |
| 1993   | Inessa Kravets            | UKR | 14.47    | Iolanda Chen              | RUS | 14.36    | Inna Lasovskaya         | RUS | 14.35    |
| 1995   | Iolanda Chen              | RUS | 15.03    | Iva Prandzheva            | BUL | 14.71    | Ren Ruiping             | CHN | 14.37    |
| 1997   | Inna Lasovskaya           | RUS | 15.01    | Ashia Hansen              | GBR | 14.70    | Sárka Kaspárková        | CZE | 14.66    |
| 1999   | Ashia Hansen              | GBR | 15.02    | Iva Prandzheva            | BUL | 14.94    | Sárka Kaspárková        | CZE | 14.87    |
| 2001   | Tereza Marinova           | BUL | 14.91    | Tatyana Lebedeva          | RUS | 14.85    | Tiombe Hurd             | USA | 14.19    |
| 2003   | Ashia Hansen              | GBR | 15.01    | Françoise Mbango          | CMR | 14.88    | Kéné Ndoye              | SEN | 14.72    |
| 2004   | Tatyana Lebedeva          | RUS | 15.36    | Yamilé Aldama             | SUD | 14.90    | Chrisopiýí Devetzí      | GRE | 14.73    |
| 2006   | Tatyana Lebedeva          | RUS | 14.95    | Anna Pyatykh              | RUS | 14.93    | Yamilé Aldama           | SUD | 14.86    |
| 2008   | ✘ Yargelis Savigne        | CUB | 15.05    | Marija Šestak             | SLO | 14.68    | Olga Rypakova           | KAZ | 14.58    |
| 2010   | Olga Rypakova             | KAZ | 15.14    | Yargelis Savigne          | CUB | 14.86    | Anna Pyatykh            | RUS | 14.64    |
| 2012   | Yamilé Aldama             | GBR | 14.82    | Olga Rypakova             | KAZ | 14.63    | Mabel Gay               | CUB | 14.29    |
| 2014   | Yekaterina Koneva         | RUS | 14.46    | Olga Saladukha            | UKR | 14.45    | Kimberly Williams       | JAM | 14.39    |
| 2016   | Yulimar Rojas             | VEN | 14.41    | Kristin Gierisch          | GER | 14.30    | Paraskeví Papahristou   | GRE | 14.15    |
| <b>Shot Put</b> (4Kg)                              |                           |     |          |                           |     |          |                         |     |          |
| 1985   | <i>Natalya Lisovskaya</i> | URS | 20.07    | <i>Ines Müller</i>        | GDR | 19.68    | <i>Nunu Abashidze</i>   | URS | 18.82    |
| 1987   | Natalya Lisovskaya        | URS | 20.52    | Ilona Briesenick          | GDR | 20.28    | Claudia Losch           | FRG | 20.14    |
| 1989   | Claudia Losch             | FRG | 20.45    | Huang Zhihong             | CHN | 20.25    | Christa Wiese           | GDR | 19.75    |
| 1991   | Sui Xinmei                | CHN | 20.54    | Huang Zhihong             | CHN | 20.33    | Natalya Lisovskaya      | URS | 20.00    |
| 1993   | Svetlana Krivelyova       | RUS | 19.57    | Stephanie Storp           | GER | 19.37    | Zhang Lihong            | CHN | 19.32    |
| 1995   | ✘ Kathrin Neimke          | GER | 19.40    | Connie Price-Smith        | USA | 19.12    | Grit Hammer             | GER | 19.02    |
| 1997   | Vita Pavlysh              | UKR | 20.00    | Astrid Kumbernuss         | GER | 19.92    | Irina Korzhanenko       | RUS | 19.49    |
| 1999   | ✘ Svetlana Krivelyova     | RUS | 19.08    | Krystyna Zabawska         | POL | 19.00    | Teri Tunks              | USA | 18.86    |
| 2001   | Larisa Peleshenko         | RUS | 19.84    | Nadezhda Ostapchuk        | BLR | 19.24    | Svetlana Krivelyova     | RUS | 19.18    |
| 2003   | Irina Korzhanenko         | RUS | 20.55    | Nadezhda Ostapchuk        | BLR | 20.31    | Astrid Kumbernuss       | GER | 19.86    |
| 2004   | ✘ Svetlana Krivelyova     | RUS | 19.90    | Yumileidi Cumbá           | CUB | 19.31    | Nadine Kleinert         | GER | 19.05    |
| 2006   | Natalya Khoroneko         | BLR | 19.84    | Nadine Kleinert           | GER | 19.64    | Olga Ryabinkina         | RUS | 19.24    |
| 2008   | Valerie Vili              | NZL | 20.19    | Nadezhda Ostapchuk        | BLR | 19.74    | Li Meiju                | CHN | 19.09    |
| 2010   | Nadezhda Ostapchuk        | BLR | 20.85    | Valerie Vili              | NZL | 20.49    | Natallia Mikhnevich     | BLR | 20.42    |
| 2012   | Valerie Adams             | NZL | 20.54    | Nadezhda Ostapchuk        | BLR | 20.42    | Michelle Carter         | USA | 19.58    |
| 2014   | Valerie Adams             | NZL | 20.67    | Christina Schwanitz       | GER | 19.94    | Gong Lijiao             | CHN | 19.24    |
| 2016   | Michelle Carter           | USA | 20.21    | Anita Márton              | HUN | 19.33    | Valerie Adams           | NZL | 19.25    |
| <b>Pentathlon</b> (Invitation event only in 1993)  |                           |     |          |                           |     |          |                         |     |          |
| 1993   | ✘ <i>Liliana Nastase</i>  | ROU | 4686     | <i>Urszula Włodarczyk</i> | POL | 4667     | <i>Birgit Clarius</i>   | GER | 4641     |
| 1995   | Svetlana Moskalets        | RUS | 4834     | Kym Carter                | USA | 4632     | Irina Tyukhay           | RUS | 4622     |
| 1997   | Sabine Braun              | GER | 4780     | Mona Steigauf             | GER | 4681     | Kym Carter              | USA | 4627     |
| 1999   | DeDee Nathan              | USA | 4753     | Irina Belova              | RUS | 4691     | Urszula Włodarczyk      | POL | 4596     |
| 2001   | Natalya Sazanovich        | BLR | 4850     | Yelena Prokhorova         | RUS | 4711     | Karin Ertl              | GER | 4678     |
| 2003   | Carolina Klüft            | SWE | 4933     | Natalya Sazanovich        | BLR | 4715     | Marie Collonvillé       | FRA | 4644     |
| 2004   | Naide Gomes               | POR | 4759     | Nataliya Dobrynska        | UKR | 4727     | Austra Skujytė          | LTU | 4679     |
| 2006   | Lyudmila Blonska          | UKR | 4685     | Karin Ruckstuhl           | NED | 4607     | Olga Levenkova          | RUS | 4579     |
| 2008   | Tia Hellebaut             | BEL | 4867     | Kelly Sotherton           | GBR | 4852     | Anna Bogdanova          | RUS | 4753     |
| 2010   | Jessica Ennis             | GBR | 4937     | Nataliya Dobrynska        | UKR | 4851     | Tatyana Chernova        | RUS | 4762     |
| 2012   | Nataliya Dobrynska        | UKR | 5013     | Jessica Ennis             | GBR | 4965     | Austra Skujytė          | LTU | 4802     |
| 2014   | Nadine Broersen           | NED | 4830     | Brianne Theisen-Eaton     | CAN | 4768     | Alina Fyodorova         | RUS | 4724     |
| 2016   | Brianne Theisen-Eaton     | CAN | 4881     | Anastasiya Mokhnyuk       | UKR | 4847     | Alina Fodorova          | UKR | 4770     |
| <b>3000 Metres Walk</b> (Not continued after 1993) |                           |     |          |                           |     |          |                         |     |          |
| 1985   | <i>Giuliana Salce</i>     | ITA | 12:53.42 | <i>Yan Hong</i>           | CHN | 13:05.56 | <i>Ann Peel</i>         | CAN | 13:06.97 |
| 1987   | Olga Krishtop             | URS | 12:05.49 | Giuliana Salce            | ITA | 12:36.76 | Ann Peel                | CAN | 12:38.97 |
| 1989   | Kerry Saxby               | AUS | 12:01.65 | Beate Anders              | GDR | 12:07.73 | Ileana Salvador         | ITA | 12:11.33 |
| 1991   | Beate Anders              | GER | 11:50.90 | Kerry Saxby               | AUS | 12:03.21 | Ileana Salvador         | ITA | 12:07.67 |
| 1993   | Yelena Nikolayeva         | RUS | 11:49.73 | Kerry Saxby-Junna         | AUS | 11:53.82 | Ileana Salvador         | ITA | 11:55.35 |
| <b>4 x 400 Metres Relay</b>                        |                           |     |          |                           |     |          |                         |     |          |
| 1991   | Germany                   |     | 3:27.22  | USSR                      |     | 3:27.95  | United States           |     | 3:29.00  |
| 1993   | ✘ Jamaica                 |     | 3:32.32  | United States             |     | 3:32.50  | -                       |     |          |
| 1995   | Russia                    |     | 3:29.29  | Czech Republic            |     | 3:30.27  | United States           |     | 3:31.43  |
| 1997   | Russia                    |     | 3:26.84  | United States             |     | 3:27.66  | Germany                 |     | 3:28.39  |
| 1999   | Russia                    |     | 3:24.25  | Australia                 |     | 3:26.87  | United States           |     | 3:27.59  |
| 2001   | Russia                    |     | 3:30.00  | Jamaica                   |     | 3:30.79  | Germany                 |     | 3:31.00  |
| 2003   | Russia                    |     | 3:28.45  | Jamaica                   |     | 3:31.23  | United States           |     | 3:31.69  |
| 2004   | Russia                    |     | 3:23.88  | Belarus                   |     | 3:29.96  | Romania                 |     | 3:30.06  |
| 2006   | Russia                    |     | 3:24.91  | United States             |     | 3:28.63  | Belarus                 |     | 3:28.65  |
| 2008   | Russia                    |     | 3:28.17  | Belarus                   |     | 3:28.90  | United States           |     | 3:29.30  |
| 2010   | ✘ United States           |     | 3:27.34  | Russia                    |     | 3:27.44  | Czech Republic          |     | 3:30.05  |

| YEAR | GOLD               |         | SILVER        |         | BRONZE             |         |
|------|--------------------|---------|---------------|---------|--------------------|---------|
| 2012 | Great Britain & NI | 3:28.76 | United States | 3:28.79 | Russia             | 3:29.55 |
| 2014 | United States      | 3:24.83 | Jamaica       | 3:26.54 | Great Britain & NI | 3:27.90 |
| 2016 | United States      | 3:26.38 | Poland        | 3:31.15 | Romania            | 3:31.51 |

**Medley Relay** (Invitation event only in 1993)

|      |               |         |        |         |   |
|------|---------------|---------|--------|---------|---|
| 1993 | United States | 3:45.90 | Canada | 3:56.34 | - |
|------|---------------|---------|--------|---------|---|

## IAAF WORLD UNDER-20 CHAMPIONSHIPS

**Venues** - 1986: Athina (16-20 Jul); 1988: Sudbury (27-31 Jul); 1990: Plovdiv (8-12 Aug); 1992: Seoul (16-20 Sep); 1994: Lisboa (19-24 Jul); 1996: Sydney (20-25 Aug); 1998: Annecy (28 Jul-2 Aug); 2000: Santiago de Chile (17-22 Oct); 2002: Kingston (16-21 Jul); 2004: Grosseto (12-18 Jul); 2006: Beijing (15-20 Aug); 2008: Bydgoszcz (8-13 Jul); 2010: Moncton (20-25 Jul); 2012: Barcelona (10-15 Jul); 2014: Eugene (22-27 Jul); 2016: Bydgoszcz (19-24 Jul); 2018: Tampere (10-15 Jul)

### MEN

#### 100 Metres

|      |                       |     |       |                       |     |       |                    |     |       |      |
|------|-----------------------|-----|-------|-----------------------|-----|-------|--------------------|-----|-------|------|
| 1986 | Derrick Florence      | USA | 10.17 | Stanley Kerr          | USA | 10.23 | Jamie Henderson    | GBR | 10.34 | 0.8  |
| 1988 | Andre Cason           | USA | 10.22 | Sven Matthes          | GDR | 10.28 | Aleksandr Shlychov | URS | 10.37 | -2.7 |
| 1990 | Davidson Ezinwa       | NGR | 10.17 | Jason Livingston      | GBR | 10.25 | Rodney Bridges     | USA | 10.37 | 0.7  |
| 1992 | Ato Boldon            | TTO | 10.30 | Darren Campbell       | GBR | 10.46 | Tony McCall        | USA | 10.49 | 0.0  |
| 1994 | Deji Aliu             | NGR | 10.21 | Jason Gardener        | GBR | 10.25 | Deworski Odom      | USA | 10.26 | 1.2  |
| 1996 | Francis Obikwelu      | NGR | 10.21 | Seun Ogunkoya         | NGR | 10.25 | Francesco Scuderi  | ITA | 10.43 | 1.0  |
| 1998 | Christian Malcolm     | GBR | 10.12 | Amar Johnson          | USA | 10.34 | Dwight Thomas      | JAM | 10.40 | 1.6  |
| 2000 | Mark Lewis-Francis    | GBR | 10.12 | Mubarak Al-Yami       | KSA | 10.38 | Marc Burns         | TTO | 10.40 | 0.1  |
| 2002 | Darrel Brown          | TTO | 10.09 | Marc Burns            | TTO | 10.18 | Willie Hordge      | USA | 10.36 | -0.6 |
| 2004 | Ivory Williams        | USA | 10.29 | Demi Omole            | USA | 10.31 | Renaldo Rose       | JAM | 10.34 | 1.0  |
| 2006 | Harry Aikines-Aryeety | GBR | 10.37 | Justyn Warner         | CAN | 10.39 | Yohan Blake        | JAM | 10.42 | -0.5 |
| 2008 | Dexter Lee            | JAM | 10.40 | Wilhelm van der Vyver | RSA | 10.42 | Terrell Wilks      | USA | 10.45 | -0.8 |
| 2010 | Dexter Lee            | JAM | 10.21 | Charles Silmon        | USA | 10.23 | Jimmy Vicaut       | FRA | 10.28 | -0.7 |
| 2012 | Adam Gemili           | GBR | 10.05 | Aaron Ernest          | USA | 10.17 | Odean Skeen        | JAM | 10.28 | 0.1  |
| 2014 | Kendal Williams       | USA | 10.21 | Trayvon Bromell       | USA | 10.28 | Yoshihide Kiryu    | JPN | 10.34 | -0.6 |
| 2016 | Noah Lyles            | USA | 10.17 | Filippo Tortu         | ITA | 10.24 | Mario Burke        | BAR | 10.26 | 0.2  |

#### 200 Metres

|      |                     |     |        |                    |     |       |                   |     |       |      |
|------|---------------------|-----|--------|--------------------|-----|-------|-------------------|-----|-------|------|
| 1986 | Stanley Kerr        | USA | 20.74  | Derrick Florence   | USA | 21.12 | Steven McBain     | AUS | 21.21 | 0.2  |
| 1988 | Kevin Braunskill    | USA | 20.87w | Olapade Adeniken   | NGR | 20.88 | Dmitriy Bartenyev | URS | 20.92 | 4.2  |
| 1990 | Aleksandr Goremykin | URS | 20.47  | Davidson Ezinwa    | NGR | 20.75 | James Stallworth  | USA | 20.81 | -0.5 |
| 1992 | Ato Boldon          | TTO | 20.63  | Darren Campbell    | GBR | 20.87 | Glen Elferink     | RSA | 21.00 | 0.3  |
| 1994 | Tony Wheeler        | USA | 20.62  | Deji Aliu          | NGR | 20.88 | Ian Mackie        | GBR | 20.95 | 1.7  |
| 1996 | Francis Obikwelu    | NGR | 20.47  | Riaan Dempers      | RSA | 20.96 | Bryan Harrison    | USA | 21.10 | -1.6 |
| 1998 | Christian Malcolm   | GBR | 20.44  | Jairo Duzant       | AHO | 20.92 | Russell Frye      | USA | 20.94 | -0.2 |
| 2000 | Paul Gorries        | RSA | 20.64  | Marcin Jędrusiński | POL | 20.87 | Tim Benjamin      | GBR | 20.94 | 1.3  |
| 2002 | Usain Bolt          | JAM | 20.61  | Brendan Christian  | ANT | 20.74 | Wes Felix         | USA | 20.82 | 0.9  |
| 2004 | Andrew Howe         | ITA | 20.28  | Leigh Julius       | RSA | 20.88 | Jamil James       | TTO | 21.00 | 0.1  |
| 2006 | Marek Niit          | EST | 20.96  | Brian Barnett      | CAN | 21.00 | Alex Nelson       | GBR | 21.14 | -1.1 |
| 2008 | Christophe Lemaitre | FRA | 20.83  | Nickel Ashmeade    | JAM | 20.84 | Robert Hering     | GER | 20.96 | -0.9 |
| 2010 | Shota Iizuka        | JPN | 20.67  | Aliaksandr Linnik  | BLR | 20.89 | Aaron Brown       | CAN | 21.00 | 0.5  |
| 2012 | Delano Williams     | TKS | 20.48  | Aaron Ernest       | USA | 20.53 | Tyreek Hill       | USA | 20.54 | -0.4 |
| 2014 | Trentavis Friday    | USA | 20.04w | Divine Oduduru     | NGR | 20.25 | Michael O'Hara    | JAM | 20.31 | 2.3  |
| 2016 | Michael Norman      | USA | 20.17  | Gift Leotlela      | RSA | 20.59 | Nigel Ellis       | JAM | 20.63 | 1.2  |

#### 400 Metres

|      |                   |     |       |                       |     |       |                   |     |       |
|------|-------------------|-----|-------|-----------------------|-----|-------|-------------------|-----|-------|
| 1986 | Miles Murphy      | AUS | 45.64 | Roberto Hernández     | CUB | 45.64 | Edgar Itt         | FRG | 45.72 |
| 1988 | Tomasz Jedrusik   | POL | 46.19 | Steve Perry           | AUS | 46.74 | Anthony Eziuka    | NGR | 46.81 |
| 1990 | Chris Nelloms     | USA | 45.43 | Riko Lieder           | GDR | 46.28 | Mark Richardson   | GBR | 46.33 |
| 1992 | Deon Minor        | USA | 45.75 | Rikard Rasmusson      | SWE | 46.07 | Francis Ogolo     | UGA | 46.16 |
| 1994 | Michael McDonald  | JAM | 45.83 | Ramon Clay            | USA | 46.13 | Shaun Farrell     | NZL | 46.31 |
| 1996 | Obea Moore        | USA | 45.27 | Jerome Davis          | USA | 45.86 | Shane Niemi       | CAN | 45.94 |
| 1998 | Nduka Awazie      | NGR | 45.54 | Casey Vincent         | AUS | 45.55 | Fawzi Al-Shammari | KUW | 45.89 |
| 2000 | Hamdan Al-Bishi   | KSA | 44.66 | Brandon Simpson       | JAM | 45.73 | Shinji Ishikawa   | JPN | 45.77 |
| 2002 | Darold Williamson | USA | 45.37 | Jonathan Fortenberry  | USA | 45.73 | Jermaine Gonzales | JAM | 45.84 |
| 2004 | LaShawn Merritt   | USA | 45.25 | Nagmeldin Ali Abubakr | SUD | 45.97 | Obakeng Ngwigwa   | BOT | 45.97 |
| 2006 | Rennie Quow       | TTO | 45.74 | Justin Oliver         | USA | 45.78 | Martyn Rooney     | GBR | 45.87 |
| 2008 | Marcus Boyd       | USA | 45.53 | Kirani James          | GRN | 45.70 | O'Neal Wilder     | USA | 45.76 |
| 2010 | Kirani James      | GRN | 45.89 | Marcell Deák-Nagy     | HUN | 46.09 | Errol Nolan       | USA | 46.36 |
| 2012 | Luguelin Santos   | DOM | 44.85 | Arman Hall            | USA | 45.39 | Steven Solomon    | AUS | 45.52 |
|      |                   |     |       |                       |     |       | Aldrich Bailey    | USA | 45.52 |

| YEAR                 | GOLD                        |     |          | SILVER               |     |          | BRONZE                      |     |          |
|----------------------|-----------------------------|-----|----------|----------------------|-----|----------|-----------------------------|-----|----------|
| 2014                 | Machel Cedenio              | TTO | 45.13    | Nobuya Kato          | JPN | 46.17    | Abbas Abubaker              | BRN | 46.20    |
| 2016                 | Abdalelah Haroun            | QAT | 44.81    | Will London          | USA | 45.27    | Karabo Sibanda              | BOT | 45.45    |
| <b>800 Metres</b>    |                             |     |          |                      |     |          |                             |     |          |
| 1986                 | David Sharpe                | GBR | 1:48.32  | Manuel Balmaceda     | CHI | 1:48.91  | Andrey Sudnik               | URS | 1:48.93  |
| 1988                 | Jonah Birir                 | KEN | 1:50.03  | Kevin McKay          | GBR | 1:50.79  | Melfort Homela              | ZIM | 1:51.34  |
| 1990                 | Desta Asgedom               | ETH | 1:46.35  | Jonah Birir          | KEN | 1:46.61  | Norberto Téllez             | CUB | 1:47.33  |
| 1992                 | Benson Koech                | KEN | 1:44.77  | Lee Jin-Il           | KOR | 1:46.34  | Brendan Hanigan             | AUS | 1:47.26  |
| 1994                 | Paul Byrne                  | AUS | 1:47.42  | Japheth Kimutai      | KEN | 1:48.22  | Alain Miranda               | CUB | 1:48.24  |
| 1996                 | Mwengi Mutua                | KEN | 1:48.21  | Tom Lerwill          | GBR | 1:48.40  | Grant Cremer                | AUS | 1:48.46  |
| 1998                 | William Chirchir            | KEN | 1:47.23  | Wilfred Bungei       | KEN | 1:47.53  | Paskar Owor                 | UGA | 1:48.20  |
| 2000                 | Nicholas Wachira            | KEN | 1:47.16  | Florent Lacasse      | FRA | 1:47.61  | Antonio Reina               | ESP | 1:47.90  |
| 2002                 | Alex Kipchirchir            | KEN | 1:46.59  | Salem Al-Badri       | QAT | 1:46.63  | David Fiegen                | LUX | 1:46.66  |
| 2004                 | Majid Saeed Sultan          | QAT | 1:47.33  | Alfred Yego Kirwa    | KEN | 1:47.39  | Selahattin Çobanoğlu        | TUR | 1:47.71  |
| 2006                 | David Rudisha               | KEN | 1:47.40  | Jackson Kivuva       | KEN | 1:47.64  | Abraham Chepkirwot          | UGA | 1:47.79  |
| 2008                 | Abubaker Kaki               | SUD | 1:45.60  | Geoffrey Kibet       | KEN | 1:46.23  | André Olivier               | RSA | 1:47.57  |
| 2010                 | David Mutua                 | KEN | 1:46.41  | Cas Loxsom           | USA | 1:46.57  | Robby Andrews               | USA | 1:47.00  |
| 2012                 | Nijel Amos                  | BOT | 1:43.79  | Timothy Kitum        | KEN | 1:44.56  | Edwin Melly                 | KEN | 1:44.79  |
| 2014                 | Alfred Kipketer             | KEN | 1:43.95  | Joshua Masikonde     | KEN | 1:45.14  | Andreas Almgren             | SWE | 1:45.65  |
| 2016                 | Kipyegon Bett               | KEN | 1:44.95  | Willy Tarbei         | KEN | 1:45.50  | Mostafa Smaili              | MAR | 1:46.02  |
| <b>1500 Metres</b>   |                             |     |          |                      |     |          |                             |     |          |
| 1986                 | Wilfred Kirochi             | KEN | 3:44.62  | Peter Rono           | KEN | 3:45.52  | Johan Boakes                | GBR | 3:45.80  |
| 1988                 | Wilfred Kirochi             | KEN | 3:46.52  | Noureddine Morceli   | ALG | 3:46.93  | Fermín Cacho                | ESP | 3:47.31  |
| 1990                 | Moses Kiptanui              | KEN | 3:38.32  | Alemayehu Roba       | ETH | 3:41.71  | Desta Asgedom               | ETH | 3:43.38  |
| 1992                 | Atoi Boru                   | KEN | 3:37.94  | Vénuste Niyongabo    | BDI | 3:38.59  | Kevin Sullivan              | CAN | 3:39.11  |
| 1994                 | Julius Achon                | UGA | 3:39.78  | André Bucher         | SUI | 3:40.46  | Philip Mosima               | KEN | 3:41.09  |
| 1996                 | Shadrack Langat             | KEN | 3:38.96  | Mohammed Yagoub      | SUD | 3:39.17  | Miloud Abaoub               | ALG | 3:39.37  |
| 1998                 | Adil Kaouch                 | MAR | 3:42.43  | Benjamin Kipkurui    | KEN | 3:42.67  | Robert Witt                 | POL | 3:43.47  |
| 2000                 | Cornelius Chirchir          | KEN | 3:38.80  | Wolfram Müller       | GER | 3:39.37  | Philemon Kibet              | KEN | 3:40.77  |
| 2002                 | Yassine Bensghir            | MAR | 3:40.72  | Abdulrahman Suleiman | QAT | 3:41.72  | Samuel Mwera                | TAN | 3:41.75  |
| 2004                 | Abdelaati Iguider           | MAR | 3:35.53  | Benson Esho          | KEN | 3:35.80  | Brimin Kipruto              | KEN | 3:35.96  |
| 2006                 | Remi Limo                   | KEN | 3:40.44  | Abdelaati Iguider    | MAR | 3:40.73  | Belal Mansoor Ali           | BRN | 3:41.36  |
| 2008                 | Imad Touil                  | ALG | 3:47.40  | James Magut          | KEN | 3:47.51  | Demma Daba                  | ETH | 3:47.65  |
| 2010                 | Caleb Ndiku                 | KEN | 3:37.30  | Abderrahmane Anou    | ALG | 3:38.86  | Mohamed Al-Garni            | QAT | 3:38.91  |
| 2012                 | Hamza Driouch               | QAT | 3:39.04  | Hillary Ngetich      | KEN | 3:40.39  | Mohammed Abid               | MAR | 3:41.73  |
| 2014                 | Jonathan Sawe               | KEN | 3:40.02  | Abdi Waiss Mouhyadin | DJI | 3:41.38  | Hillary Ngetich             | KEN | 3:41.61  |
| 2016                 | Kumari Taki                 | KEN | 3:48.63  | Teresa Tolosa        | ETH | 3:48.77  | Anthony Kiptoo              | KEN | 3:49.00  |
| <b>5000 Metres</b>   |                             |     |          |                      |     |          |                             |     |          |
| 1986                 | Peter Chumba                | KEN | 13:55.25 | Alejandro Gómez      | ESP | 13:55.94 | Melese Feyessa              | ETH | 13:56.45 |
| 1988                 | Henry Kirui                 | KEN | 13:54.29 | Mohamed Choumassi    | MAR | 13:54.36 | Addis Abebe                 | ETH | 13:58.08 |
| 1990                 | Fita Bayissa                | ETH | 13:42.59 | Abreham Assefa       | ETH | 13:44.63 | Francesco Bennici           | ITA | 13:47.10 |
| 1992                 | Haile Gebrselassie          | ETH | 13:36.06 | Ismael Kirui         | KEN | 13:36.11 | Hicham El Guerrouj          | MAR | 13:46.79 |
| 1994                 | Daniel Komen                | KEN | 13:45.37 | Regasa Habte         | ETH | 13:49.70 | Giuliano Battocletti        | ITA | 13:51.16 |
| 1996                 | Assefa Mezgebu              | ETH | 13:35.30 | David Chelule        | KEN | 13:36.27 | Aaron Gabonewe              | RSA | 13:46.19 |
| 1998                 | Million Wolde               | ETH | 13:47.49 | Kipchumba Mitei      | KEN | 13:49.60 | Kihara Kamzee               | KEN | 13:51.22 |
| 2000                 | Gordon Mugi                 | KEN | 13:44.93 | Kenenisa Bekele      | ETH | 13:45.43 | Cyrus Kataron               | KEN | 13:46.12 |
| 2002                 | Hillary Chenonge            | KEN | 13:28.30 | Markos Geneti        | ETH | 13:28.83 | Gebre-egziabher Gebremariam | ETH | 13:29.13 |
| 2004                 | Augustine Choge             | KEN | 13:28.93 | Bado Worku           | ETH | 13:30.45 | Tariku Bekele               | ETH | 13:30.86 |
| 2006                 | Tariku Bekele               | ETH | 13:31.34 | Abreham Cherkos      | ETH | 13:35.95 | Joseph Ebuya                | KEN | 13:42.93 |
| 2008                 | Abreham Cherkos             | ETH | 13:08.57 | Mathew Kisorio       | KEN | 13:11.57 | Dejen Gebremeskel           | ETH | 13:11.97 |
| 2010                 | David Bett                  | KEN | 13:23.76 | John Kipkoech        | KEN | 13:26.03 | Aziz Lahbabi                | MAR | 13:28.92 |
| 2012                 | Muktar Edris                | ETH | 13:38.95 | Abrar Osman          | ERI | 13:40.52 | William Sitonik             | KEN | 13:40.52 |
| 2014                 | Yomif Kejelcha              | ETH | 13:25.19 | Yasin Haji           | ETH | 13:26.21 | Moses Mukono                | KEN | 13:28.11 |
| 2016                 | Selemon Birega              | ETH | 13:21.21 | Djamal Abdi Dirieh   | DJI | 13:21.50 | Wesley Ledama               | KEN | 13:23.34 |
| <b>10,000 Metres</b> |                             |     |          |                      |     |          |                             |     |          |
| 1986                 | Peter Chumba                | KEN | 28:44.00 | Juma Munyampanda     | TAN | 28:45.14 | Debebe Demisse              | ETH | 28:49.09 |
| 1988                 | Addis Abebe                 | ETH | 28:42.13 | Bedelu Kibret        | ETH | 28:48.55 | James Songok                | KEN | 28:50.42 |
| 1990                 | Richard Chelimo             | KEN | 28:18.57 | Ismael Kirui         | KEN | 28:40.77 | Juma Ninga                  | TAN | 28:41.90 |
| 1992                 | Haile Gebrselassie          | ETH | 28:03.99 | Josphat Ndeti        | KEN | 28:46.25 | Yasuyuki Watanabe           | JPN | 28:52.89 |
| 1994                 | Daniel Komen                | KEN | 28:29.74 | Kenji Takao          | JPN | 28:55.24 | Michitane Noda              | JPN | 29:00.55 |
| 1996                 | Assefa Mezgebu              | ETH | 28:27.78 | David Chelule        | KEN | 28:29.14 | Tetsuhiro Furuta            | JPN | 28:31.61 |
| 1998                 | Benson Barus                | KEN | 29:24.28 | Salim Kipsang        | KEN | 29:36.80 | Alene Emere                 | ETH | 29:47.60 |
| 2000                 | Robert Kipchumba            | KEN | 28:54.37 | Duncan Lebo          | KEN | 28:58.39 | Abraham Hadush              | ETH | 29:44.65 |
| 2002                 | Gebre-egziabher Gebremariam | ETH | 29:02.71 | Sileshi Sihine       | ETH | 29:03.74 | Solomon Bushendich          | KEN | 29:05.96 |
| 2004                 | Boniface Kiprop             | UGA | 28:03.77 | Fabiano Joseph       | TAN | 28:04.45 | Ryuji Ono                   | JPN | 28:30.45 |
| 2006                 | Ibrahim Jeylan              | ETH | 28:53.29 | Joseph Ebuya         | KEN | 28:53.46 | Adam Ismail Khamis          | BRN | 28:54.30 |



| YEAR | GOLD             |     |          | SILVER             |     |          | BRONZE            |     |          |
|------|------------------|-----|----------|--------------------|-----|----------|-------------------|-----|----------|
| 2008 | Josphat Bett     | KEN | 27:30.85 | Titus Mbishei      | KEN | 27:31.65 | Ibrahim Jeylan    | ETH | 28:07.98 |
| 2010 | Dennis Masai     | KEN | 27:53.88 | Gebretsadik Abraha | ETH | 28:03.45 | Paul Lonyangat    | KEN | 28:14.55 |
| 2012 | Yigrem Demelash  | ETH | 28:16.07 | Philemon Cheboi    | KEN | 28:23.98 | Geoffrey Kirui    | KEN | 28:30.47 |
| 2014 | Joshua Cheptegei | UGA | 28:32.86 | Elvis Cheboi       | KEN | 28:35.20 | Nicholas Kosimbei | KEN | 28:38.68 |
| 2016 | Rodgers Chumo    | KEN | 27:25.23 | Aron Kifle         | ERI | 27:26.20 | Jacob Kiplimo     | UGA | 27:26.68 |

#### 20km Road Race (Not held in 1992, not continued after 1994)

|      |                  |     |       |                  |     |       |                 |     |       |
|------|------------------|-----|-------|------------------|-----|-------|-----------------|-----|-------|
| 1986 | Tadesse Gebre    | ETH | 61:32 | Juma Munyampanda | TAN | 61:45 | Negash Dube     | ETH | 64:23 |
| 1988 | Zelege Metaferia | ETH | 59:27 | Thomas Osano     | KEN | 60:14 | Abel Gisemba    | KEN | 60:36 |
| 1990 | Cosmas Ndeti     | KEN | 59:42 | Juma Ninga       | TAN | 60:30 | Dagane Dabela   | ETH | 61:02 |
| 1994 | Clodoaldo Silva  | BRA | 63:21 | Carlos García    | ESP | 63:38 | Antonello Landi | ITA | 63:40 |

#### 2000/3000 Metres Steeplechase (91.4cm)

|       |                   |     |         |                      |     |         |                       |     |         |
|-------|-------------------|-----|---------|----------------------|-----|---------|-----------------------|-----|---------|
| 1986  | Juan Azkueta      | ESP | 5:28.56 | Johnstone Kipkoech   | KEN | 5:29.56 | Jens Volkmann         | FRG | 5:29.60 |
| 1988  | William Chemitei  | KEN | 8:41.61 | Matthew Birir        | KEN | 8:44.54 | Arto Kuusisto         | FIN | 8:46.42 |
| 1990  | Matthew Birir     | KEN | 8:31.02 | Francisco Munuera    | ESP | 8:41.03 | Simeon Rono           | KEN | 8:42.05 |
| 1992  | Mwangangi Muindi  | KEN | 8:31.62 | Ayele Mezgebu        | ETH | 8:32.43 | Stephen Chepseba      | KEN | 8:32.48 |
| 1994  | Paul Chemase      | KEN | 8:31.51 | Julius Chelule       | KEN | 8:33.64 | Irba Lakhal           | MAR | 8:34.42 |
| 1996  | Julius Chelule    | KEN | 8:33.09 | Kipkurui Misoi       | KEN | 8:33.31 | Ali Ezzine            | MAR | 8:35.60 |
| 1998  | Reuben Kosgei     | KEN | 8:23.76 | Abraham Cheronon     | KEN | 8:32.24 | El Mostapha Mellouk   | MAR | 8:34.91 |
| 2000  | Raymond Yator     | KEN | 8:16.34 | David Chemweno       | KEN | 8:31.95 | Abdelatif Chemlal     | MAR | 8:43.57 |
| 2002  | Mike Kipyego      | KEN | 8:29.54 | David Kirwa          | KEN | 8:31.44 | Aboubaker Kamal       | QAT | 8:33.67 |
| 2004  | Ronald Kipchumba  | KEN | 8:23.32 | Moussa Omar Obaid    | QAT | 8:23.38 | Moustafa Ahmed Shebto | QAT | 8:26.04 |
| 2006* | Willy Komen       | KEN | 8:14.00 | Bisluke Kiplagat     | KEN | 8:18.11 | Abdelghani Aït Bahmad | MAR | 8:20.05 |
| 2008  | Jonathan Ndiku    | KEN | 8:17.28 | Benjamin Kiplagat    | UGA | 8:19.24 | Patrick Terer         | KEN | 8:25.14 |
| 2010  | Jonathan Ndiku    | KEN | 8:23.48 | Albert Yator         | KEN | 8:33.55 | Jacob Araptany        | UGA | 8:37.02 |
| 2012  | Conseslus Kipruto | KEN | 8:06.10 | Gilbert Kirui        | KEN | 8:19.94 | Hicham Sigueni        | MAR | 8:30.14 |
| 2014  | Barnabas Kipyego  | KEN | 8:25.57 | Titus Kibiego        | KEN | 8:26.15 | Evans Chematot        | BRN | 8:32.61 |
| 2016  | Amos Kirui        | KEN | 8:20.43 | Yemane Hailesilassie | ERI | 8:22.67 | Getnet Wale           | ETH | 8:22.83 |

\* Originally second in 8:16.64 was Tareq Mubarak Taher BRN but in 2007 he was found to be over-age on investigation by the IAAF

#### 110 Metres Hurdles (106.7cm in 1986-2004, 99cm thereafter)

|      |                         |     |        |                     |     |       |                           |     |       |      |
|------|-------------------------|-----|--------|---------------------|-----|-------|---------------------------|-----|-------|------|
| 1986 | Colin Jackson           | GBR | 13.44  | Jon Ridgeon         | GBR | 13.91 | Emilio Valle              | CUB | 14.00 | -0.8 |
| 1988 | Reinaldo Quintero       | CUB | 13.71w | Stephen Brown       | USA | 13.73 | Elbert Ellis              | USA | 13.78 | 3.1  |
| 1990 | Antti Haapakoski        | FIN | 13.74  | Alexis Sánchez      | CUB | 13.75 | Kyle Vander-Kuyp          | AUS | 13.85 | -0.1 |
| 1992 | Yevgeniy Pechonkin      | EUN | 13.87  | Sven Göhler         | GER | 13.98 | Igor Pintusevich-Babichev | EUN | 14.08 | 1.6  |
| 1994 | Frank Busemann          | GER | 13.47w | Dudley Dorival      | USA | 13.65 | Darius Pemberton          | USA | 13.93 | 2.1  |
| 1996 | Yoel Hernández          | CUB | 13.83  | Tomasz Ścigaczewski | POL | 13.88 | Joe Naivalu               | FIJ | 13.91 | -1.8 |
| 1998 | Stanislavs Olijars      | LAT | 13.51  | Sharif Paxton       | USA | 14.10 | Florian Seibold           | GER | 14.21 | -0.2 |
| 2000 | Yunier Hernández        | CUB | 13.60  | Thomas Blaschek     | GER | 13.80 | Ladji Doucouré            | FRA | 13.84 | -0.1 |
| 2002 | Antwon Hicks            | USA | 13.42w | Shi Dongpeng        | CHN | 13.58 | Shamar Sands              | BAH | 13.67 | 2.6  |
| 2004 | Aries Merritt           | USA | 13.56  | Dayron Robles       | CUB | 13.77 | Kevin Craddock            | USA | 13.77 | -0.6 |
| 2006 | Artur Noga              | POL | 13.23  | Samuel Coco-Viloin  | FRA | 13.35 | Konstadinos Douvalidis    | GRE | 13.39 | 1.5  |
| 2008 | Konstantin Shabanov     | RUS | 13.27  | Booker Nunley       | USA | 13.45 | Keiron Stewart            | JAM | 13.51 | 1.1  |
| 2010 | Pascal Martinot Lagarde | FRA | 13.52  | Vladimir Vukičević  | NOR | 13.59 | Jack Meredith             | GBR | 13.59 | -2.4 |
| 2012 | Yordan O'Farrill        | CUB | 13.18  | Nicholas Hough      | AUS | 13.27 | Wilhem Belocian           | FRA | 13.29 | 1.0  |
| 2014 | Wilhem Belocian         | FRA | 12.99  | Tyler Mason         | JAM | 13.06 | David Omoregie            | GBR | 13.35 | 0.5  |
| 2016 | Marcus Krahe            | USA | 13.25  | Amere Lattin        | USA | 13.30 | Takumu Furuya             | JPN | 13.31 | 0.2  |

#### 400 Metres Hurdles (91.4cm)

|      |                    |     |       |                           |     |       |                       |     |       |
|------|--------------------|-----|-------|---------------------------|-----|-------|-----------------------|-----|-------|
| 1986 | Emilio Valle       | CUB | 50.02 | Hiroshi Kakimori          | JPN | 50.09 | Pascal Maran          | FRA | 50.39 |
| 1988 | Kelly Carter       | USA | 49.50 | Mugur Mateescu            | ROU | 50.70 | Vadim Zadoynov        | URS | 50.88 |
| 1990 | Rohan Robinson     | AUS | 49.73 | Yoshihiko Saito           | JPN | 49.99 | Aleksandr Belikov     | URS | 50.22 |
| 1992 | Ashraf Saber       | ITA | 50.02 | Sammy Biwot               | KEN | 50.75 | William Porter        | USA | 51.37 |
| 1994 | Gennadiy Gorbenko  | UKR | 50.56 | Miklós Róth               | HUN | 50.85 | Noel Levy             | GBR | 50.94 |
| 1996 | Mubarak Al-Nubi    | QAT | 49.07 | Llewellyn Herbert         | RSA | 49.15 | Angelo Taylor         | USA | 50.18 |
| 1998 | Periklís Iakovákis | GRE | 49.82 | Osiris Martínez           | CUB | 50.17 | Peter Bate            | AUS | 50.83 |
| 2000 | Marek Plawgo       | POL | 49.23 | Ter de Villiers           | RSA | 50.52 | Okkert Cilliers       | RSA | 50.58 |
| 2002 | LJ van Zyl         | RSA | 48.89 | Kenneth Ferguson          | USA | 49.38 | Bershawn Jackson      | USA | 50.00 |
| 2004 | Kerron Clement     | USA | 48.51 | Brandon Johnson           | USA | 48.62 | Ibrahim Al-Hamaidi    | KSA | 48.94 |
| 2006 | Chris Carter       | USA | 50.08 | Bandar Yahya Al-Sharakili | KSA | 50.34 | Stanislav Melnykov    | UKR | 50.43 |
| 2008 | Jeshua Anderson    | USA | 48.68 | Johnny Dutch              | USA | 49.25 | Amaury Valle          | CUB | 49.56 |
| 2010 | Jehue Gordon       | TTO | 49.30 | Takatoshi Abe             | JPN | 49.46 | Leslie Murray         | ISV | 50.22 |
| 2012 | Eric Futch         | USA | 50.24 | Takahiro Matsumoto        | JPN | 50.41 | Ibrahim Mohamed Salah | KSA | 50.47 |
| 2014 | Jaheel Hyde        | JAM | 49.29 | Ali Khamis Abbas          | BRN | 49.55 | TJ Holmes             | USA | 50.07 |
| 2016 | Jaheel Hyde        | JAM | 49.03 | Taylor McLaughlin         | USA | 49.45 | Kyron McMaster        | IVB | 49.56 |

| YEAR               | GOLD                 |     |        | SILVER              |     |       | BRONZE                      |     |        |
|--------------------|----------------------|-----|--------|---------------------|-----|-------|-----------------------------|-----|--------|
| <b>High Jump</b>   |                      |     |        |                     |     |       |                             |     |        |
| 1986               | Javier Sotomayor     | CUB | 2.25   | Hollis Conway       | USA | 2.22  | Thomas Müller               | GDR | 2.22   |
| 1988               | Artur Partyka        | POL | 2.28   | Lámbros Papakóstas  | GRE | 2.25  | Jaroslav Kotewicz           | POL | 2.22   |
|                    |                      |     |        |                     |     |       | Park Jae-Hong               | KOR | 2.22   |
| 1990               | Dragutin Topić       | YUG | 2.37   | Tim Forsyth         | AUS | 2.29  | Stevan Zorić                | YUG | 2.26   |
| 1992               | Steve Smith          | GBR | 2.37   | Tim Forsyth         | AUS | 2.31  | Takahiro Kimino             | JPN | 2.29   |
| 1994               | Jagan Hames          | AUS | 2.23   | Antoine Burke       | IRL | 2.20  | Mika Polku                  | FIN | 2.20   |
| 1996               | Mark Boswell         | CAN | 2.24   | Svatoslav Ton       | CZE | 2.21  |                             |     |        |
|                    |                      |     |        | Ben Challenger      | GBR | 2.21  |                             |     |        |
| 1998               | Alfredo Deza         | PER | 2.21   | Yin Xueli           | CHN | 2.21  | Aleksandr Veryutin          | BLR | 2.21   |
| 2000               | Jacques Freitag      | RSA | 2.24   | Jermaine Mason      | JAM | 2.24  | Tomasz Smialek              | POL | 2.21   |
| 2002               | Andra Manson         | USA | 2.31   | Zhu Wannan          | CHN | 2.23  | Germaine Mason              | JAM | 2.21   |
| 2004               | Michael Mason        | CAN | 2.21   | Marius Hanniske     | GER | 2.21  | Hu Tong                     | CHN | 2.21   |
| 2006               | Huang Haiqiang       | CHN | 2.32   | Niki Palli          | ISR | 2.29  | Bogdan Bondarenko           | UKR | 2.26   |
| 2008               | Bogdan Bondarenko    | UKR | 2.26   | Sylwester Bednarek  | POL | 2.24  | Miguel Ángel Sancho         | ESP | 2.21   |
| 2010               | Mutaz Essa Barshim   | QAT | 2.30   | David Smith         | USA | 2.24  | Naoto Tobe                  | JPN | 2.21   |
| 2012               | Andrei Churyla       | BLR | 2.24   | Falk Wendrich       | GER | 2.24  | Ryan Ingraham               | BAH | 2.24   |
| 2014               | Mikhail Akimenko     | RUS | 2.24   | Dmitri Nabokau      | BLR | 2.24  | Woo Sang-Hyeok              | KOR | 2.24   |
| 2016               | Luis Zayas           | CUB | 2.27   | Darius Carbin       | USA | 2.25  | Hamdi Mahamat Alamine Saleh | QAT | 2.23   |
| <b>Pole Vault</b>  |                      |     |        |                     |     |       |                             |     |        |
| 1986               | Igor Potapovich      | URS | 5.50   | Delko Lesev         | BUL | 5.40  | Mike Thiede                 | GDR | 5.30   |
| 1988               | István Bagyula       | HUN | 5.65   | Maksim Tarasov      | URS | 5.60  | Andrey Grudinin             | URS | 5.30   |
| 1990               | Jean Galfione        | FRA | 5.45   | Dmitriy Kurkulin    | URS | 5.40  | Miroslav Dukov              | BUL | 5.40   |
| 1992               | Laurens Looije       | NED | 5.45   | Daniel Martí        | ESP | 5.40  | Okkert Brits                | RSA | 5.40   |
| 1994               | Viktor Chistyakov    | RUS | 5.60   | Dmitriy Markov      | BLR | 5.50  | Taoufik Lachheb             | FRA | 5.30   |
| 1996               | Paul Burgess         | AUS | 5.35   | Patrik Kristiansson | SWE | 5.30  | Danny Ecker                 | GER | 5.30   |
| 1998               | Pavel Gerasimov      | RUS | 5.55   | Lars Børgeling      | GER | 5.50  | Paul Burgess                | AUS | 5.20   |
|                    |                      |     |        |                     |     |       | Adam Ptáček                 | CZE | 5.20   |
|                    |                      |     |        |                     |     |       | Giuseppe Gibilisco          | ITA | 5.20   |
| 2000               | Aleksey Khanafin     | RUS | 5.30   | Oleksandr Korchmyd  | UKR | 5.30  | Rocky Danners               | USA | 5.20   |
| 2002               | Maksim Mazuryk       | UKR | 5.55   | Vladislav Revenko   | UKR | 5.55  | Vincent Favretto            | FRA | 5.40   |
| 2004               | Dmitriy Starodubtsev | RUS | 5.50   | Germán Chiaraviglio | ARG | 5.45  | Liu Feiliang                | CHN | 5.40   |
| 2006               | Germán Chiaraviglio  | ARG | 5.71   | Yang Yansheng       | CHN | 5.54  | Leonid Kivalov              | RUS | 5.42   |
| 2008               | Raphael Holzdeppe    | GER | 5.50   | Paweł Wojciechowski | POL | 5.40  | Karsten Dilla               | GER | 5.30   |
| 2010               | Anton Ivakin         | RUS | 5.50   | Claudio Stecchi     | ITA | 5.40  | Andrew Sutcliffe            | GBR | 5.35   |
| 2012               | Thiago da Silva      | BRA | 5.55   | Ivan Horvat         | CRO | 5.55  | Shawn Barber                | CAN | 5.55   |
| 2014               | Axel Chapelle        | FRA | 5.55   | Danyil Kotov        | RUS | 5.50  | Oleg Zernikel               | GER | 5.50   |
| 2016               | Deakin Volz          | USA | 5.65   | Kurtis Marschall    | AUS | 5.55  | Armand Duplantis            | SWE | 5.45   |
| <b>Long Jump</b>   |                      |     |        |                     |     |       |                             |     |        |
| 1986               | Dietmar Haaf         | FRG | 7.93   | Ivo Krsek           | TCH | 7.87  | Thomas Wolf                 | GDR | 7.77   |
| 1988               | Luis Bueno           | CUB | 7.99   | Saúl Isalgue        | CUB | 7.78  | Nai Hui-Fang                | TPE | 7.77w  |
| 1990               | James Stallworth     | USA | 8.12   | Dion Bentley        | USA | 8.05  | Kareem Streete-Thompson     | CAY | 7.94   |
| 1992               | Neil Chance          | USA | 7.89   | Robert Thomas       | USA | 7.84  | Ivaylo Mladenov             | BUL | 7.68   |
| 1994               | Gregor Cankar        | SLO | 8.04w  | Bogdan Tăruș        | ROU | 8.01  | Shigeru Tagawa              | JPN | 7.85w  |
| 1996               | Aleksey Lukashevich  | UKR | 7.91   | Raúl Fernández      | ESP | 7.75  | Nathan Morgan               | GBR | 7.74   |
| 1998               | Petar Dachev         | BUL | 8.14   | Abdurrahman Al-Nubi | QAT | 8.11  | Luis Méliz                  | CUB | 7.91   |
| 2000               | Cai Peng             | CHN | 7.88   | Volodymyr Zyuskov   | UKR | 7.84w | Yoelmis Pacheco             | CUB | 7.71   |
| 2002               | Abdulla Al-Waleed    | QAT | 7.99   | Fabrice Lapierre    | AUS | 7.74  | Trevell Quinley             | USA | 7.71   |
| 2004               | Andrew Howe          | ITA | 8.11   | Khotso Mokoena      | RSA | 8.09  | John Thornell               | AUS | 7.89   |
| 2006               | Robert Crowther      | AUS | 8.00   | Tone Belt           | USA | 7.95  | Zhang Xiaoyi                | CHN | 7.86   |
| 2008               | Marquise Goodwin     | USA | 7.74   | Dimitry Astrouski   | BLR | 7.64  | Eusebio Cáceres             | ESP | 7.59   |
| 2010               | Luvo Manyonga        | RSA | 7.99   | Eusebio Cáceres     | ESP | 7.90  | Taylor Stewart              | CAN | 7.63   |
| 2012               | Sergey Morgunov      | RUS | 8.09   | Andreas Trajkovski  | DEN | 7.82  | Jarrion Lawson              | USA | 7.64   |
| 2014               | Wang Jianan          | CHN | 8.08   | Lin Qing            | CHN | 7.94  | Shontaro Shiroyama          | JPN | 7.83w  |
| 2016               | Maykel D. Massó      | CUB | 8.00   | Miltiádis Tentóglou | GRE | 7.91  | Darcy Roper                 | AUS | 7.88   |
| <b>Triple Jump</b> |                      |     |        |                     |     |       |                             |     |        |
| 1986               | ✘ Igor Parygin       | URS | 16.97  | Zdravko Dimitrov    | BUL | 16.13 | Du Benghong                 | CHN | 16.00  |
| 1988               | Vladimir Melikhov    | URS | 16.69  | Galin Georgiev      | BUL | 16.18 | Eugene Green                | BAH | 16.16  |
| 1990               | Sergey Bykov         | URS | 16.98  | Yoelbi Quesada      | CUB | 16.62 | Nikolay Raev                | BUL | 16.22  |
| 1992               | Yoelbi Quesada       | CUB | 17.04  | Osiris Mora         | CUB | 17.03 | Ndabazihle Mdhlongwa        | ZIM | 16.57  |
| 1994               | Larry Achike         | GBR | 16.67w | Leonard Cobb        | USA | 16.65 | Ronald Servius              | FRA | 16.55w |
| 1996               | René Hernández       | CUB | 16.50  | Michael Calvo       | CUB | 16.17 | Ionuț Pungă                 | ROU | 16.15w |
| 1998               | Ionuț Pungă          | ROU | 16.94  | Ivaylo Rusinov      | BUL | 16.65 | Greg Yeldell                | USA | 16.44  |
| 2000               | Marian Oprea         | ROU | 16.41  | Yoandri Betanzos    | CUB | 16.34 | Hamdi Abdel                 | QAT | 16.29  |
| 2002               | David Girat          | CUB | 16.68  | Li Yanxi            | CHN | 16.66 | Aleksandr Sergeev           | RUS | 16.55  |
| 2004               | Khotso Mokoena       | RSA | 16.77  | Zhu Shujing         | CHN | 16.64 | Viktor Kuznetsov            | UKR | 16.58  |

| YEAR | GOLD                 |     | SILVER |                         | BRONZE |        |                           |     |       |
|------|----------------------|-----|--------|-------------------------|--------|--------|---------------------------|-----|-------|
| 2006 | Benjamin Compaoré    | FRA | 16.61  | Hugo Chila              | ECU    | 16.49  | Zhong Minwei              | CHN | 16.29 |
| 2008 | Teddy Tamgho         | FRA | 17.33w | Osviel Hernández        | CUB    | 16.90w | Mohamed Youssef Al-Sahabi | BRN | 16.59 |
| 2010 | Aleksey Fyodorov     | RUS | 16.68  | Ernesto Revé            | CUB    | 16.47  | Omar Craddock             | USA | 16.23 |
| 2012 | Pedro Pablo Pichardo | CUB | 16.79  | Artyom Primak           | RUS    | 16.60  | Latario Minns             | BAH | 16.37 |
| 2014 | Lázaro Martínez      | CUB | 17.13  | Max Hess                | GER    | 16.55  | Mateus Daniel de Sá       | BRA | 16.47 |
| 2016 | Lázaro Martínez      | CUB | 17.06  | Cristian Atanay Nápoles | CUB    | 16.62  | Melvin Raffin             | FRA | 16.37 |

**Shot Put** (7.26Kg in 1986-2004, 6Kg thereafter)

|      |                    |     |       |                        |     |       |                    |     |       |
|------|--------------------|-----|-------|------------------------|-----|-------|--------------------|-----|-------|
| 1986 | Aleksey Lukashenko | URS | 18.90 | Vyacheslav Lykko       | URS | 18.71 | Radoslav Despotov  | BUL | 18.17 |
| 1988 | Aleksandr Klimenko | URS | 18.92 | Mike Stulce            | USA | 18.47 | Aleksandr Klimov   | URS | 18.06 |
| 1990 | Viktor Bulat       | URS | 19.21 | Xie Shenyong           | CHN | 18.57 | Yuriy Ivanov       | URS | 18.13 |
| 1992 | Yuriy Belonog      | EUN | 18.46 | Manuel Martínez        | ESP | 18.14 | Ralf Kahles        | GER | 17.97 |
| 1994 | Adam Nelson        | USA | 18.34 | Andreas Gustafsson     | SWE | 17.95 | Ville Tiisanoja    | FIN | 17.90 |
| 1996 | Ralf Bartels       | GER | 18.71 | Justin Anlezark        | AUS | 18.21 | Clay Cross         | AUS | 17.69 |
| 1998 | Mikuláš Konopka    | SVK | 18.50 | Janus Robberts         | RSA | 18.15 | Carl Myerscough    | GBR | 18.12 |
| 2000 | Rutger Smith       | NED | 19.48 | Ivan Yushkov           | RUS | 19.06 | Tomasz Chrzanowski | POL | 19.00 |
| 2002 | Edis Elkasević     | CRO | 21.47 | Sean Shields           | USA | 20.54 | Mika Vasara        | FIN | 20.50 |
| 2004 | Georgi Ivanov      | BUL | 20.70 | Jakub Giza             | POL | 20.05 | Aleksandr Grekov   | RUS | 19.98 |
| 2006 | Margus Hunt        | EST | 20.53 | Mostafa Abdul El-Moaty | EGY | 20.14 | Guo Yanxiang       | CHN | 19.97 |
| 2008 | David Storl        | GER | 21.08 | Aleksandr Bulanov      | RUS | 20.14 | Marin Premeru      | CRO | 19.93 |
| 2010 | Jacko Gill         | NZL | 20.76 | Božidar Antunović      | SRB | 20.20 | Ding Yongheng      | CHN | 20.14 |
| 2012 | Jacko Gill         | NZL | 22.20 | Krzysztof Brzozowski   | POL | 21.78 | Damien Birkinhead  | AUS | 21.14 |
| 2014 | Konrad Bukowiecki  | POL | 22.06 | Denzel Comenentia      | NED | 20.17 | Braheme Days       | USA | 20.01 |
| 2016 | Andrei Toader      | ROU | 22.30 | Bronson Osborn         | USA | 21.27 | Victor Petersson   | SWE | 20.65 |

**Discus Throw** (2Kg in 1986-2004, 1.75Kg thereafter)

|      |                       |     |       |                  |     |       |                       |     |       |
|------|-----------------------|-----|-------|------------------|-----|-------|-----------------------|-----|-------|
| 1986 | Vasil Baklarov        | BUL | 60.60 | Werner Reiterer  | AUS | 58.64 | Vasiliy Kaptyukh      | URS | 58.22 |
| 1988 | Andreas Seelig        | GDR | 58.60 | Kami Keshmiri    | USA | 54.68 | Yuriy Nesterets       | URS | 53.70 |
| 1990 | Ilian Iliev           | BUL | 58.28 | Frank Biset      | CUB | 57.10 | Jan Engelmann         | GDR | 56.82 |
| 1992 | Brian Milne           | USA | 58.28 | Frits Potgieter  | RSA | 56.28 | Marek Bilek           | TCH | 54.86 |
| 1994 | Frantz Kruger         | RSA | 58.22 | Julio Piñero     | ARG | 57.80 | Timo Sinervo          | FIN | 56.76 |
| 1996 | Casey Malone          | USA | 56.22 | Roland Varga     | HUN | 55.20 | Frank Casañas         | CUB | 54.86 |
| 1998 | Zoltán Kővágó         | HUN | 59.36 | Niklas Udechuku  | GBR | 57.99 | Gábor Máté            | HUN | 56.96 |
| 2000 | Hannes Hopley         | RSA | 59.51 | Niklas Arrhenius | SWE | 59.19 | Rutger Smith          | NED | 58.70 |
| 2002 | Wu Tao                | CHN | 64.51 | Dmitriy Sivakov  | BLR | 62.00 | Michal Hodun          | POL | 61.74 |
| 2004 | Ehsan Haddadi         | IRI | 62.14 | Oleg Pirog       | RUS | 60.28 | Luka Rujević          | SCG | 59.82 |
| 2006 | Margus Hunt           | EST | 67.32 | Mohammad Samimi  | IRI | 63.00 | Martin Wierig         | GER | 62.17 |
| 2008 | Gordon Wolf           | GER | 62.00 | Marin Premeru    | CRO | 61.85 | Mykyta Nesterenko     | UKR | 61.01 |
| 2010 | Andrius Gudžius       | LTU | 63.78 | Andrei Gag       | ROU | 61.85 | Julian Wruck          | AUS | 61.09 |
| 2012 | Fedrick Dacres        | JAM | 62.80 | Wojciech Praczyk | POL | 62.75 | Gerhard de Beer       | RSA | 61.57 |
| 2014 | Martin Marković       | CRO | 66.94 | Henning Prüfer   | GER | 64.18 | Sven Martin Skagestad | NOR | 63.21 |
| 2016 | Mouad Mohamed Ibrahim | QAT | 63.63 | Oskar Stachnik   | POL | 62.83 | Hleb Zhuk             | BLR | 61.70 |

**Hammer Throw** (7.26Kg in 1986-2004, 6Kg thereafter)

|      |                        |     |       |                        |     |       |                       |     |       |
|------|------------------------|-----|-------|------------------------|-----|-------|-----------------------|-----|-------|
| 1986 | Vitaliy Alisevich      | URS | 72.00 | Valeriy Gubkin         | URS | 71.78 | Sabin Khristov        | BUL | 68.96 |
| 1988 | Vadim Kolesnik         | URS | 69.52 | Oleg Palushik          | URS | 69.00 | Thomas Hommel         | GDR | 66.06 |
| 1990 | Andrey Debely          | URS | 70.60 | Sávvas Saritzóglou     | GRE | 70.32 | Andrey Budykin        | URS | 69.36 |
| 1992 | Vadim Grabovoy         | EUN | 73.00 | Alberto Sánchez        | CUB | 69.78 | Andrey Yevgenyev      | EUN | 69.24 |
| 1994 | Szymon Ziółkowski      | POL | 70.44 | Igor Tugay             | UKR | 70.08 | Sergey Vasilyev       | RUS | 66.14 |
| 1996 | Maciej Palyszko        | POL | 71.24 | Vadim Devyatovskiy     | BLR | 70.88 | Roman Konevtsov       | RUS | 70.32 |
| 1998 | Olli-Pekka Karjalainen | FIN | 69.66 | Yuriy Voronkin         | RUS | 69.66 | Wojciech Kondratowicz | POL | 68.93 |
| 2000 | Eşref Apak             | TUR | 69.97 | Dylan Armstrong        | CAN | 67.50 | Aaron Fish            | AUS | 67.44 |
| 2002 | Werner Smit            | RSA | 76.43 | Ali Mohamed Al-Zinkawi | KUW | 73.69 | Aleksandr Kazulka     | BLR | 72.72 |
| 2004 | Andrey Azarenkov       | RUS | 74.11 | Mohsen Anani           | EGY | 72.98 | Kamilius Bethke       | GER | 71.91 |
| 2006 | Yevgeniy Aydamirov     | RUS | 78.42 | Kristóf Nsmeth         | HUN | 78.39 | Marcel Lomnický       | SVK | 77.06 |
| 2008 | Walter Henning         | USA | 76.92 | Conor McCullough       | USA | 75.88 | Oleg Dubitski         | BLR | 75.42 |
| 2010 | Conor McCullough       | USA | 80.79 | Ákos Hudi              | HUN | 78.37 | Alaa El-Din El-Ashry  | EGY | 76.66 |
| 2012 | Ashraf Amjad Al-Saifi  | QAT | 85.57 | Bence Pásztor          | HUN | 76.74 | Sukhrob Khodyayev     | UZB | 76.16 |
| 2014 | Ashraf Amjad Al-Saifi  | QAT | 84.71 | Bence Pásztor          | HUN | 79.99 | Ilya Terentyev        | RUS | 76.31 |
| 2016 | Bence Halász           | HUN | 80.93 | Hlib Piskunov          | UKR | 79.58 | Aleksi Jaakkola       | FIN | 77.88 |

**Javelin Throw** (800gm)

|      |                      |     |       |                     |     |       |                   |     |       |
|------|----------------------|-----|-------|---------------------|-----|-------|-------------------|-----|-------|
| 1986 | Vladimir Sasimovich  | URS | 78.84 | Mark Roberson       | GBR | 74.24 | Gavin Lovegrove   | NZL | 74.22 |
| 1988 | Vladimir Ovchinnikov | URS | 77.08 | Steve Backley       | GBR | 75.40 | Jens Reimann      | GDR | 71.64 |
| 1990 | Tommi Viskari        | FIN | 73.88 | Dariusz Trafas      | POL | 72.76 | Jarkko Heimonen   | FIN | 72.30 |
| 1992 | Aki Parviainen       | FIN | 76.34 | Boris Henry         | GER | 76.04 | Kostas Gatsioudis | GRE | 75.92 |
| 1994 | Marius Corbett       | RSA | 77.98 | Matti Närhi         | FIN | 74.92 | Isbel Luaces      | CUB | 72.82 |
| 1996 | Sergey Voynov        | UZB | 79.78 | Harri Haatainen     | FIN | 76.12 | Steven Madeo      | AUS | 73.88 |
| 1998 | David Parker         | GBR | 72.85 | Gerhardus Pienaar   | RSA | 71.16 | Yukifumi Murakami | JPN | 70.72 |
| 2000 | Hardus Pienaar       | RSA | 78.11 | Andreas Thorkildsen | NOR | 76.34 | Park Jae-Myong    | KOR | 72.36 |



| YEAR | GOLD              |     |       | SILVER               |     |       | BRONZE                  |     |       |
|------|-------------------|-----|-------|----------------------|-----|-------|-------------------------|-----|-------|
| 2002 | Igor Janik        | POL | 74.16 | Vladislav Shkurlatov | RUS | 74.09 | Jung Sang-Jin           | KOR | 73.99 |
| 2004 | Aleksey Tovarnov  | RUS | 79.38 | Lohan Rautenbach     | RSA | 74.42 | Júlio César de Oliveira | BRA | 73.86 |
| 2006 | Robert Oosthuizen | RSA | 83.07 | Ari Mannio           | FIN | 77.26 | Roman Avramenko         | UKR | 76.01 |
| 2008 | Robert Szpak      | POL | 78.01 | Ihab Abdelrahman     | EGY | 76.20 | Ansis Brūns             | LAT | 75.31 |
| 2010 | Till Wöschler     | GER | 82.52 | Genki Dean           | JPN | 76.44 | Dmitri Tarabin          | RUS | 76.42 |
| 2012 | Keshorn Walcott   | TTO | 78.64 | Braian Toledo        | ARG | 77.09 | Morne Moolman           | RSA | 76.29 |
| 2014 | Gatis Čākšs       | LAT | 74.04 | Matija Muhar         | SLO | 72.97 | Adrian Mardari          | MDA | 72.81 |
| 2016 | Neeraj Chopra     | IND | 86.48 | Johannes Grobler     | RSA | 80.59 | Anderson Peters         | GRN | 79.65 |

**Decathlon** (7.26Kg/2Kg SP/DT in 1986-2004, 6Kg/1.75Kg thereafter)

|      |                   |     |      |                   |     |      |                      |     |      |
|------|-------------------|-----|------|-------------------|-----|------|----------------------|-----|------|
| 1986 | Petri Keskitalo   | FIN | 7623 | Michael Smith     | CAN | 7523 | Nikolay Zayats       | URS | 7509 |
| 1988 | Michael Kohnle    | FRG | 7729 | Róbert Zmĕlík     | TCH | 7659 | Eduard Hämäläinen    | URS | 7596 |
| 1990 | Eric Kaiser       | FRG | 7762 | Jarkko Finni      | FIN | 7698 | David Bigham         | GBR | 7488 |
| 1992 | Raúl Duany        | CUB | 7403 | Bernhard Floder   | GER | 7397 | Renco van Veldhuizen | NED | 7313 |
| 1994 | Benjamin Jensen   | NOR | 7676 | Klaus Isekenmeier | GER | 7298 | Glenn Lindqvist      | FIN | 7288 |
| 1996 | Attila Zsivóczky  | HUN | 7582 | Dean Macey        | GBR | 7480 | Chiel Warners        | NED | 7368 |
| 1998 | Ari Heikkinen     | FIN | 7476 | Thomas Pöge       | GER | 7332 | Jaako Ojaniemi       | FIN | 7246 |
| 2000 | Dennis Leyckes    | GER | 7897 | David Gómez       | ESP | 7772 | André Niklaus        | GER | 7712 |
| 2002 | Leonid Andreyev   | UZB | 7693 | Nadir El Fassi    | FRA | 7677 | Mikko Halvari        | FIN | 7587 |
| 2004 | Andrey Kravchenko | BLR | 8126 | Aleksey Sysoyev   | RUS | 8047 | Norman Müller        | GER | 7942 |
| 2006 | Arkadiy Vasilyev  | RUS | 8059 | Yordanis García   | CUB | 7850 | Jordan Vandermade    | NZL | 7807 |
| 2008 | Jan Felix Knobel  | GER | 7896 | Eduard Mikhan     | BLR | 7894 | Mihail Dudas         | SRB | 7663 |
| 2010 | Kevin Mayer       | FRA | 7928 | Ilya Shkurenov    | RUS | 7830 | Marcus Nilsson       | SWE | 7751 |
| 2012 | Gunnar Nixon      | USA | 8018 | Jake Stein        | AUS | 7951 | Tim Dekker           | NED | 7815 |
| 2014 | Jirí Sýkora       | CZE | 8135 | Cedric Dubler     | AUS | 8094 | Tim Nowak            | GER | 7980 |
| 2016 | Niklas Kaul       | GER | 8162 | Maksim Andraloits | BLR | 8046 | Johannes Erm         | EST | 7879 |

**10,000 Metres Walk**

|      |                      |     |          |                        |     |          |                       |     |          |
|------|----------------------|-----|----------|------------------------|-----|----------|-----------------------|-----|----------|
| 1986 | Mikhail Shchennikov  | URS | 40:38.01 | Salvatore Cacia        | ITA | 40:40.73 | Ricardo Pueyo         | ESP | 40:41.05 |
| 1988 | Alberto Cruz         | MEX | 41:16.11 | Valentí Massana        | ESP | 41:33.95 | Mikhail Khmel'nitskiy | URS | 41:38.86 |
| 1990 | Ilya Markov          | URS | 39:55.52 | Alberto Cruz           | MEX | 39:56.49 | Jefferson Pérez       | ECU | 40:08.23 |
| 1992 | Jefferson Pérez      | ECU | 40:42.66 | Jacek Müller           | POL | 40:50.82 | Grzegorz Müller       | POL | 41:12.28 |
| 1994 | Jorge Segura         | MEX | 40:26.93 | Yevgeniy Shmalyuk      | RUS | 40:32.72 | Artur Meleshkevich    | BLR | 40:35.52 |
| 1996 | Francisco Fernández  | ESP | 40:38.25 | David Márquez          | ESP | 41:03.73 | Nathan Deakes         | AUS | 41:11.44 |
| 1998 | Roman Rasskazov      | RUS | 41:55.95 | Liu Yunfeng            | CHN | 42:01.11 | Mario Flores          | MEX | 42:04.55 |
| 2000 | David Berdeja        | MEX | 40:56.47 | Yevgeniy Demkov        | RUS | 40:56.53 | Viktor Burayev        | RUS | 40:56.57 |
| 2002 | Vladimir Kanaykin    | RUS | 41:41.40 | Xu Xingde              | CHN | 41:44.00 | Lu Ronghua            | CHN | 41:46.07 |
| 2004 | Andrey Ruzavin       | RUS | 40:58.15 | Vladimir Kanaykin      | RUS | 40:58.48 | Kim Hyun-Sup          | KOR | 40:59.24 |
| 2006 | Bo Xiangdong         | CHN | 42:50.26 | Huang Zhengyu          | CHN | 43:13.29 | Yusuke Suzuki         | JPN | 43:45.62 |
| 2008 | Stanislav Yemelyanov | RUS | 39:35.01 | Chen Ding              | CHN | 39:47.20 | Lluís Torlá           | ESP | 40:29.57 |
| 2010 | Valeriy Filipchuk    | RUS | 40:43.17 | Cai Zelin              | CHN | 40:43.59 | Petr Bogatyrev        | RUS | 40:50.37 |
| 2012 | Eider Arévalo        | COL | 40:09.74 | Aleksandr Ivanov       | RUS | 40:12.90 | Su Guanyu             | CHN | 40:16.87 |
| 2014 | Daisuke Matsunaga    | JPN | 39:27.19 | Diego García           | ESP | 39:51.59 | Paolo Yurivilca       | PER | 40:02.07 |
| 2016 | Callum Wilkinson     | GBR | 40:41.62 | Jonathan Javier Amores | ECU | 40:43.33 | Salih Korkmaz         | TUR | 40:45.53 |

**4 x 100 Metres Relay**

|      |                    |       |               |       |                    |       |
|------|--------------------|-------|---------------|-------|--------------------|-------|
| 1986 | Great Britain & NI | 39.80 | FRG           | 39.81 | Poland             | 39.98 |
| 1988 | United States      | 39.27 | Nigeria       | 39.66 | Great Britain & NI | 40.06 |
| 1990 | United States      | 39.13 | USSR          | 39.58 | Nigeria            | 39.68 |
| 1992 | Great Britain & NI | 39.21 | United States | 39.59 | Nigeria            | 39.88 |
| 1994 | Great Britain & NI | 39.60 | United States | 39.76 | Canada             | 39.90 |
| 1996 | United States      | 39.36 | France        | 39.47 | Australia          | 39.62 |
| 1998 | Jamaica            | 39.70 | United States | 39.71 | Germany            | 39.99 |
| 2000 | Great Britain & NI | 39.05 | France        | 39.33 | Japan              | 39.47 |
| 2002 | United States      | 38.92 | Jamaica       | 39.15 | Trinidad & Tobago  | 39.17 |
| 2004 | United States      | 38.66 | Jamaica       | 39.27 | Japan              | 39.43 |
| 2006 | Jamaica            | 39.05 | United States | 39.21 | Great Britain & NI | 39.24 |
| 2008 | United States      | 38.98 | Jamaica       | 39.25 | South Africa       | 39.70 |
| 2010 | United States      | 38.93 | Jamaica       | 39.55 | Trinidad & Tobago  | 39.72 |
| 2012 | United States      | 38.67 | Jamaica       | 38.97 | Japan              | 39.02 |
| 2014 | United States      | 38.70 | Japan         | 39.02 | Jamaica            | 39.12 |
| 2016 | United States      | 38.93 | Japan         | 39.01 | Germany            | 39.13 |

**4 x 400 Metres Relay**

|      |               |         |                    |         |                    |         |
|------|---------------|---------|--------------------|---------|--------------------|---------|
| 1986 | United States | 3:01.90 | Cuba               | 3:04.20 | Jamaica            | 3:05.16 |
| 1988 | United States | 3:05.09 | Australia          | 3:07.60 | Jamaica            | 3:08.00 |
| 1990 | United States | 3:02.26 | Great Britain & NI | 3:03.80 | Australia          | 3:05.51 |
| 1992 | United States | 3:06.11 | Jamaica            | 3:06.58 | Japan              | 3:06.66 |
| 1994 | United States | 3:03.32 | Jamaica            | 3:04.12 | Great Britain & NI | 3:06.59 |

| YEAR | GOLD          |         | SILVER             |         | BRONZE             |         |
|------|---------------|---------|--------------------|---------|--------------------|---------|
| 1996 | United States | 3:03.65 | Japan              | 3:06.01 | Great Britain & NI | 3:06.76 |
| 1998 | Australia     | 3:04.74 | United States      | 3:05.06 | Jamaica            | 3:05.31 |
| 2000 | Jamaica       | 3:06.06 | Germany            | 3:06.79 | Poland             | 3:07.05 |
| 2002 | United States | 3:03.71 | Jamaica            | 3:04.06 | Japan              | 3:05.80 |
| 2004 | United States | 3:01.09 | South Africa       | 3:04.50 | Japan              | 3:05.33 |
| 2006 | United States | 3:03.76 | Russia             | 3:05.13 | Great Britain & NI | 3:05.49 |
| 2008 | United States | 3:03.86 | Great Britain & NI | 3:05.82 | Germany            | 3:06.47 |
| 2010 | United States | 3:04.76 | Nigeria            | 3:06.36 | Great Britain & NI | 3:06.49 |
| 2012 | United States | 3:03.99 | Poland             | 3:05.05 | Trinidad & Tobago  | 3:06.32 |
| 2014 | United States | 3:03.31 | Japan              | 3:04.11 | Jamaica            | 3:04.47 |
| 2016 | United States | 3:02.39 | Botswana           | 3:02.81 | Jamaica            | 3:04.83 |

**WOMEN****100 Metres**

|      |                     |     |       |                    |     |       |                   |     |       |      |
|------|---------------------|-----|-------|--------------------|-----|-------|-------------------|-----|-------|------|
| 1986 | Tina Iheagwam       | NGR | 11.34 | Caryl Smith        | USA | 11.46 | Maicel Malone     | USA | 11.49 | 0.9  |
| 1988 | Diana Dietz         | GDR | 11.18 | Katrin Krabbe      | GDR | 11.23 | Liliana Allen     | CUB | 11.36 | -0.4 |
| 1990 | Andrea Philipp      | GDR | 11.36 | Nikole Mitchell    | JAM | 11.47 | Lucrecia Jardim   | POR | 11.52 | 0.9  |
| 1992 | Nikole Mitchell     | JAM | 11.30 | Jacqueline Poelman | NED | 11.44 | Merlene Frazer    | JAM | 11.49 | 0.3  |
| 1994 | Sabrina Kelly       | USA | 11.36 | Aspen Burkett      | USA | 11.40 | Philomena Mensah  | GHA | 11.43 | 2.0  |
| 1996 | Nora Ivanova        | BUL | 11.32 | Andrea Anderson    | USA | 11.43 | Esther Möller     | GER | 11.46 | 0.6  |
| 1998 | Shakedia Jones      | USA | 11.19 | Angela Williams    | USA | 11.27 | Joan Uduak Ekah   | NGR | 11.50 | 1.7  |
| 2000 | Veronica Campbell   | JAM | 11.12 | Katchi Habel       | GER | 11.39 | Fana Ashby        | TTO | 11.47 | 2.0  |
| 2002 | Lauryn Williams     | USA | 11.33 | Simone Facey       | JAM | 11.43 | Marshevet Hooker  | USA | 11.48 | -0.2 |
| 2004 | Ashley Owens        | USA | 11.13 | Jasmine Baldwin    | USA | 11.34 | Sally McLellan    | AUS | 11.40 | 1.5  |
| 2006 | Tezdzhan Naimova    | BUL | 11.28 | Gabby Mayo         | USA | 11.42 | Carrie Russel     | JAM | 11.42 | -0.8 |
| 2008 | Jeneba Tarmoh       | USA | 11.37 | Ashlee Nelson      | GBR | 11.49 | Sheniqua Ferguson | BAH | 11.52 | -0.6 |
| 2010 | Jodie Williams      | GBR | 11.40 | Takeia Pinckney    | USA | 11.49 | Jamile Samuel     | NED | 11.56 | -0.7 |
| 2012 | Anthonique Strachan | BAH | 11.20 | Nimet Karakuş      | TUR | 11.36 | Tamiris Liz       | BRA | 11.45 | 1.7  |
| 2014 | Dina Asher-Smith    | GBR | 11.23 | Angela Tenorio     | ECU | 11.39 | Kaylin Whitney    | USA | 11.45 | -1.0 |
| 2016 | Candace Hill        | USA | 11.07 | Ewa Swoboda        | POL | 11.12 | Khalifa St. Fort  | TTO | 11.18 | 0.9  |

**200 Metres**

|      |                     |     |        |                    |     |       |                    |     |       |      |
|------|---------------------|-----|--------|--------------------|-----|-------|--------------------|-----|-------|------|
| 1986 | Falilat Ogunkoya    | NGR | 23.11  | Mary Onyali        | NGR | 23.30 | Katrin Krabbe      | GDR | 23.31 | 0.6  |
| 1988 | Katrin Krabbe       | GDR | 22.34w | Diana Dietz        | GDR | 22.88 | Liliana Allen      | CUB | 22.97 | 2.3  |
| 1990 | Diane Smith         | GBR | 23.10  | Zundra Feagin      | USA | 23.13 | Lucrecia Jardim    | POR | 23.26 | 1.3  |
| 1992 | Hu Ling             | CHN | 23.14  | Cathy Freeman      | AUS | 23.25 | Merlene Frazer     | JAM | 23.29 | 0.3  |
| 1994 | Heide Seÿerling     | RSA | 22.80w | LaKeisha Backus    | USA | 22.86 | Tatyana Tkalic     | UKR | 23.35 | 2.2  |
| 1996 | Sylviane Félix      | FRA | 23.16  | Lauren Hewitt      | AUS | 23.32 | Nora Ivanova       | BUL | 23.59 | -2.2 |
| 1998 | Muriel Hurtis       | FRA | 23.22  | Shakedia Jones     | USA | 23.39 | Sarah Wilhelmy     | GBR | 23.56 | -1.1 |
| 2000 | Veronica Campbell   | JAM | 22.87  | Sina Schielke      | GER | 23.20 | Vida Anim          | GHA | 23.81 | 0.7  |
| 2002 | Vernicha James      | GBR | 22.93  | Aneisha McLaughlin | JAM | 22.94 | Sanya Richards     | USA | 23.09 | -0.2 |
| 2004 | Shalonda Solomon    | USA | 22.82  | Aneisha McLaughlin | JAM | 23.21 | Nickeisha Anderson | JAM | 23.46 | -0.2 |
| 2006 | Tezdzhan Naimova    | BUL | 22.99  | Vanda Gomes        | BRA | 23.59 | Ewelina Klocek     | POL | 23.63 | -0.9 |
| 2008 | Sheniqua Ferguson   | BAH | 23.24  | Meritzer Williams  | SKN | 23.40 | Janelle Redhead    | GRN | 23.52 | -0.9 |
| 2010 | Stormy Kendrick     | USA | 22.99  | Jodie Williams     | GBR | 23.19 | Jamile Samuel      | NED | 23.27 | -0.5 |
| 2012 | Anthonique Strachan | BAH | 22.53  | Olivia Ekponé      | USA | 23.15 | Dezerea Bryant     | USA | 23.15 | 0.2  |
| 2014 | Kaylin Whitney      | USA | 22.82  | Irene Ekelund      | SWE | 22.97 | Angela Tenorio     | ECU | 23.15 | 2.4  |
| 2016 | Ofonime Odiong      | BRN | 22.84  | Evelin Rivera      | COL | 23.21 | Estelle Raffai     | FRA | 23.48 | 0.6  |

**400 Metres**

|      |                   |     |       |                     |     |       |                   |     |       |
|------|-------------------|-----|-------|---------------------|-----|-------|-------------------|-----|-------|
| 1986 | Susann Sieger     | GDR | 52.02 | Olga Pesnopenvtseva | URS | 52.17 | Sandie Richards   | JAM | 52.23 |
| 1988 | Grit Breuer       | GDR | 51.24 | Maicel Malone       | USA | 52.23 | Olga Moroz        | URS | 53.20 |
| 1990 | Fatima Yusuf      | NGR | 50.62 | Charity Opapa       | NGR | 51.28 | Manuela Derr      | GDR | 51.95 |
| 1992 | Magdalena Nedelcu | ROU | 51.84 | Claudine Williams   | JAM | 52.03 | Ionela Tirlea     | ROU | 52.13 |
| 1994 | Olabisi Afolabi   | NGR | 51.97 | Monique Hennagan    | USA | 52.25 | Hana Benesová     | TCH | 52.60 |
| 1996 | Andreea Burlacu   | ROU | 52.32 | Suzianne Reid       | USA | 53.17 | Rosemary Hayward  | AUS | 53.28 |
| 1998 | Natalya Nazarova  | RUS | 52.02 | Nakiya Johnson      | USA | 52.09 | Yudalis Díaz      | CUB | 52.39 |
| 2000 | Jana Pittman      | AUS | 52.45 | Aneta Lemiesz       | POL | 52.78 | Norma González    | COL | 53.30 |
| 2002 | Monique Henderson | USA | 51.10 | Sanya Richards      | USA | 51.49 | Sheryl Morgan     | JAM | 52.61 |
| 2004 | Natasha Hastings  | USA | 52.04 | Sonita Sutherland   | JAM | 52.41 | Ashlee Kidd       | USA | 52.45 |
| 2006 | Danijela Grgić    | CRO | 50.78 | Sonita Sutherland   | JAM | 51.42 | Nawal Al-Jak      | SUD | 51.67 |
| 2008 | Sade Abugan       | NGR | 51.84 | Jessica Beard       | USA | 52.09 | Susana Clement    | CUB | 52.36 |
| 2010 | Shaynae Miller    | BAH | 52.52 | Margaret Etim       | NGR | 53.05 | Bianca Răzor      | ROU | 53.17 |
| 2012 | Ashley Spencer    | USA | 50.50 | Kadecia Baird       | GUY | 51.04 | Erika Rucker      | USA | 51.10 |
| 2014 | Kendall Baisden   | USA | 51.85 | Gilda Casanova      | CUB | 52.59 | Olivia Baker      | USA | 53.00 |
| 2016 | Tiffany James     | JAM | 51.32 | Lynna Irby          | USA | 51.39 | Junelle Bromfield | JAM | 52.05 |

| YEAR                           | GOLD               |     |          | SILVER                  |     |          | BRONZE                   |     |          |
|--------------------------------|--------------------|-----|----------|-------------------------|-----|----------|--------------------------|-----|----------|
| <b>800 Metres</b>              |                    |     |          |                         |     |          |                          |     |          |
| 1986                           | Selina Chirchir    | KEN | 2:01.40  | Gabriela Sedláková      | TCH | 2:01.49  | Adriana Dumitru          | ROU | 2:01.93  |
| 1988                           | Birte Bruhns       | GDR | 2:00.67  | Catalina Gheorghiu      | ROU | 2:01.96  | Dorota Buczkowska        | POL | 2:02.94  |
| 1990                           | Li Liu             | CHN | 2:03.95  | Magdalena Nedelcu       | ROU | 2:04.52  | Aurica Rautu             | ROU | 2:04.78  |
| 1992                           | Lu Yi              | CHN | 2:02.91  | Chen Yumei              | CHN | 2:03.14  | Kati Kovacs              | GER | 2:03.81  |
| 1994                           | Miaoara Cosulianu  | ROU | 2:04.95  | Jackline Maranga        | KEN | 2:05.05  | Kutre Dulecha            | ETH | 2:05.17  |
| 1996                           | Claudia Gesell     | GER | 2:02.67  | Kathleen Friedrich      | GER | 2:02.70  | Nancy Jebet Langat       | KEN | 2:03.21  |
| 1998                           | Olga Mikayeva      | RUS | 2:05.34  | Nancy Jebet Langat      | KEN | 2:05.43  | Naomi Misoi              | KEN | 2:05.77  |
| 2000                           | Jebet Langat       | KEN | 2:01.51  | Georgie Clarke          | AUS | 2:02.28  | Lucia Klocová            | SVK | 2:04.00  |
| 2002                           | Janet Jepkosgei    | KEN | 2:00.80  | Lucia Klocová           | SVK | 2:01.73  | Juliana Paula de Azevedo | BRA | 2:03.81  |
| 2004                           | Natalya Koreyvo    | BLR | 2:01.47  | Simona Barcău           | ROU | 2:02.23  | Kayann Thompson          | JAM | 2:02.67  |
| 2006                           | Olga Cristea       | MDA | 2:04.52  | Winny Chebet            | KEN | 2:04.59  | Rebekah Noble            | USA | 2:04.90  |
| 2008                           | Mirela Lavric      | ROU | 2:00.06  | Merve Aydin             | TUR | 2:00.92  | Machteld Mulder          | NED | 2:02.05  |
| 2010                           | Mirela Lavric      | ROU | 2:01.85  | Cherono Koech           | KEN | 2:02.29  | Annet Negesa             | UGA | 2:02.51  |
| 2012                           | Ajee' Wilson       | USA | 2:00.91  | Jessica Judd            | GBR | 2:00.96  | Manal Bahraoui           | MAR | 2:03.09  |
| 2014                           | Margaret Wambui    | KEN | 2:00.49  | Sahily Diago            | CUB | 2:02.11  | Georgia Wassall          | AUS | 2:02.71  |
| 2016                           | Sammy Watson       | USA | 2:04.52  | Aaliyah Miller          | USA | 2:05.06  | Tigist Ketema            | ETH | 2:05.13  |
| <b>1500 Metres</b>             |                    |     |          |                         |     |          |                          |     |          |
| 1986                           | Ana Padurean       | ROU | 4:14.63  | Selina Chirchir         | KEN | 4:15.59  | Snezana Pajkić           | YUG | 4:16.03  |
| 1988                           | Doina Homneac      | ROU | 4:12.94  | Snezana Pajkić          | YUG | 4:16.19  | Yvonne van der Kolk      | NED | 4:16.35  |
| 1990                           | Qu Yunxia          | CHN | 4:13.67  | Claudia Bertoi          | ROU | 4:14.19  | Malin Ewerlöf            | SWE | 4:14.61  |
| 1992                           | Liu Dong           | CHN | 4:05.14  | Jackline Maranga        | KEN | 4:08.79  | Li Ying                  | CHN | 4:09.04  |
| 1994                           | Anita Weyermann    | SUI | 4:13.97  | Marta Domínguez         | ESP | 4:14.59  | Atsumi Yashima           | JPN | 4:15.84  |
| 1996                           | Kutre Dulecha      | ETH | 4:08.65  | Jackline Maranga        | KEN | 4:08.98  | Shura Hotesa             | ETH | 4:09.49  |
| 1998                           | Lan Lixin          | CHN | 4:10.45  | Yimenashu Taye          | ETH | 4:11.97  | Bouchra Benthami         | MAR | 4:12.76  |
| 2000                           | Abebech Nigussie   | ETH | 4:19.93  | Rose Kosgei             | KEN | 4:20.16  | Georgie Clarke           | AUS | 4:20.21  |
| 2002                           | Viola Kibiwott     | KEN | 4:12.57  | Birhane Hirpassa        | ETH | 4:13.59  | Olesya Syreva            | RUS | 4:14.32  |
| 2004                           | Nelya Neporadna    | UKR | 4:15.90  | Anna Alminova           | RUS | 4:16.32  | Siham Hilali             | MAR | 4:17.39  |
| 2006                           | Irene Jelagat      | KEN | 4:08.88  | Mercy Kosgei            | KEN | 4:12.48  | Yuriko Kobayashi         | JPN | 4:12.88  |
| 2008                           | Stephanie Twell    | GBR | 4:15.09  | Kalkidan Gezahegne      | ETH | 4:16.58  | Emma Pallant             | GBR | 4:17.06  |
| 2010                           | Tizita Bogale      | ETH | 4:08.06  | Ciara Mageean           | IRL | 4:09.51  | Nancy Chepkwemoi         | KEN | 4:11.04  |
| 2012                           | Faith Kipyegon     | KEN | 4:04.96  | Amela Terzić            | SRB | 4:07.59  | Senbera Teferi           | ETH | 4:08.28  |
| 2014                           | Dawit Seyaum       | ETH | 4:09.86  | Gudaf Tsegay            | ETH | 4:10.83  | Sheila Keter             | KEN | 4:11.21  |
| 2016                           | Feyisa Adanech     | ETH | 4:08.07  | Taye Fantu              | ETH | 4:08.43  | Christina Aragon         | USA | 4:08.71  |
| <b>3000 Metres</b>             |                    |     |          |                         |     |          |                          |     |          |
| 1986                           | Cleopatra Palacian | ROU | 9:02.91  | Philippa Mason          | GBR | 9:03.35  | Dorina Calenic           | ROU | 9:06.94  |
| 1988                           | Ann Mwangi         | KEN | 9:13.99  | Fernanda Ribeiro        | POR | 9:15.33  | Yvonne Lichtenfeld       | GDR | 9:16.02  |
| 1990                           | Simona Staicu      | ROU | 9:09.57  | Liu Shixiang            | CHN | 9:10.54  | Hatsumi Matsumoto        | JPN | 9:11.92  |
| 1992                           | Zhang Linli        | CHN | 8:46.86  | Gabriela Szabo          | ROU | 8:48.28  | Zhang Lirong             | CHN | 8:48.45  |
| 1994                           | Gabriela Szabo     | ROU | 8:47.40  | Susie Power             | AUS | 8:56.93  | Sally Barsosio           | KEN | 8:59.34  |
| 1996                           | Anita Weyermann    | SUI | 8:50.73  | Edna Kiplagat           | KEN | 8:53.06  | Etaferahu Tarekegne      | ETH | 8:53.77  |
| 1998                           | Yin Lili           | CHN | 8:57.09  | Yimenashu Taye          | ETH | 9:01.70  | Edna Kiplagat            | KEN | 9:05.46  |
| 2000                           | Beatrice Jepchumba | KEN | 9:08.80  | Jane Chepkoech          | KEN | 9:10.05  | Etalemahu Kidane         | ETH | 9:11.55  |
| 2002                           | Meseret Defar      | ETH | 9:12.61  | Mariam Alaoui Selsouli  | MAR | 9:16.28  | Olesya Syreva            | RUS | 9:16.58  |
| 2004                           | Jebichi Yator      | KEN | 8:59.80  | Safa Issaoui            | TUN | 9:02.47  | Siham Hilali             | MAR | 9:03.16  |
| 2006                           | Veronica Wanjiru   | KEN | 9:02.90  | Pauline Korikwang       | KEN | 9:05.21  | Song Liwei               | CHN | 9:06.35  |
| 2008                           | Mercy Cherono      | KEN | 8:58.07  | Bizunesh Urgesa         | ETH | 8:58.90  | Frehiwat Goshu           | ETH | 9:03.76  |
| 2010                           | Mercy Cherono      | KEN | 8:55.07  | Emebet Anteneh          | ETH | 8:55.24  | Layes Abdullayeva        | AZE | 8:55.33  |
| 2012                           | Mercy Chepwogen    | KEN | 9:08.88  | Hiwot Mesfin            | ETH | 9:09.27  | Emelia Gorecka           | GBR | 9:09.43  |
| 2014                           | Mary Cain          | USA | 8:58.48  | Lilian Rengeruk         | KEN | 9:00.53  | Valentine Mateiko        | KEN | 9:00.79  |
| 2016                           | Beyenu Degefu      | ETH | 8:41.76  | Dalilah Abdelkadir Gosa | BRN | 8:46.42  | Konstanze Klosterhalfen  | GER | 8:46.74  |
| <b>5000 Metres (From 1996)</b> |                    |     |          |                         |     |          |                          |     |          |
| 1996                           | Ayelech Worku      | ETH | 15:40.03 | Olivera Jevtić          | YUG | 15:40.59 | Cristina Iloc            | ROU | 15:41.44 |
| 1998                           | Yin Lili           | CHN | 15:29.65 | Faith Jemutai           | KEN | 15:34.48 | Meryma Hashim            | ETH | 15:39.57 |
| 2000                           | Dorcus Inzikuru    | UGA | 16:21.32 | Meseret Defar           | ETH | 16:23.69 | Sharon Cherop            | KEN | 16:23.73 |
| 2002                           | Meseret Defar      | ETH | 15:54.94 | Tirunesh Dibaba         | ETH | 15:55.99 | Vivian Cheruiyot         | KEN | 15:56.04 |
| 2004                           | Meselech Melkamu   | ETH | 15:21.52 | Catherine Chikwakwa     | MAW | 15:36.22 | Chiaki Iwamoto           | JPN | 15:39.59 |
| 2006                           | Xue Fei            | CHN | 15:31.61 | Florence Kiplagat       | KEN | 15:32.34 | Mary Ngugi               | KEN | 15:36.82 |
| 2008                           | Sule Utura         | ETH | 16:15.59 | Genzebe Dibaba          | ETH | 16:16.75 | Nelly Chebet             | KEN | 16:17.96 |
| 2010                           | Genzebe Dibaba     | ETH | 15:08.06 | Mercy Cherono           | KEN | 15:09.19 | Alice Nawowuna           | KEN | 15:17.39 |
| 2012                           | Buze Diriba        | ETH | 15:32.94 | Ruti Aga                | ETH | 15:32.95 | Agnes Tirop              | KEN | 15:36.74 |
| 2014                           | Alemitu Haroye     | ETH | 15:10.08 | Alemitu Hawi            | ETH | 15:10.46 | Agnes Tirop              | KEN | 15:43.12 |
| 2016                           | Kalkidan Fentie    | ETH | 15:29.64 | Imaculata Chepkurui     | KEN | 15:31.12 | Bontu Edao Rebitu        | BRN | 15:31.93 |



| YEAR   | GOLD                   |     |          | SILVER                |     |          | BRONZE               |     |          |      |
|--|------------------------|-----|----------|-----------------------|-----|----------|----------------------|-----|----------|------|
| <b>10,000 Metres</b> (Replaced with 5000m from 1996) |                        |     |          |                       |     |          |                      |     |          |      |
| 1986   | Katrin Kley            | GDR | 33:19.67 | Nora Maraga           | KEN | 33:57.99 | Marlene Renders      | BEL | 33:59.36 |      |
| 1988   | Jane Ngotho            | KEN | 33:49.45 | Olga Nazarkina        | URS | 33:50.03 | Mónica Gama          | POR | 34:16.13 |      |
| 1990   | Derartu Tulu           | ETH | 32:56.26 | Rika Ota              | JPN | 33:06.85 | Lydia Cheromei       | KEN | 33:20.83 |      |
| 1992   | Wang Junxia            | CHN | 32:29.90 | Gete Wami             | ETH | 32:41.57 | Sally Barsosio       | KEN | 32:41.76 |      |
| 1994   | Yoko Yamazaki          | JPN | 32:34.11 | Jackline Okemwa       | KEN | 33:19.51 | Jebiwott Keitany     | KEN | 33:35.98 |      |
| <b>3000 Metres Steeplechase</b> (76.2cm)             |                        |     |          |                       |     |          |                      |     |          |      |
| 2004   | Gladys Kipkemboi       | KEN | 9:47.26  | Ancuța Bobocel        | ROU | 9:49.03  | Catalina Oprea       | ROU | 9:50.04  |      |
| 2006   | Caroline Chepkurui     | KEN | 9:40.95  | Ancuța Bobocel        | ROU | 9:46.19  | Mekdes Bekele        | ETH | 9:48.67  |      |
| 2008   | Christine Muyanga      | KEN | 9:31.35  | Elizabeth Mueni       | KEN | 9:36.50  | Korahubish Itaa      | ETH | 9:37.81  |      |
| 2010   | Purity Kirui           | KEN | 9:36.34  | Birtukan Adamu        | ETH | 9:43.23  | Lucia Muangi         | KEN | 9:43.71  |      |
| 2012   | Daisy Jepkemei         | KEN | 9:47.22  | Tejinesh Gebisa       | ETH | 9:50.51  | Stella Rutto         | KEN | 9:50.58  |      |
| 2014   | Ruth Jebet             | BRN | 9:36.74  | Roseflina Chepngetich | KEN | 9:40.28  | Daisy Jepkemei       | KEN | 9:47.65  |      |
| 2016   | Celliphine Chespol     | KEN | 9:25.15  | Tigist Mekonen        | BRN | 9:34.08  | Agrie Belachew       | ETH | 9:37.17  |      |
| <b>100 Metres Hurdles</b> (83.8cm)                   |                        |     |          |                       |     |          |                      |     |          |      |
| 1986   | Heike Tillack          | GDR | 13.10    | Aliuska López         | CUB | 13.14    | Tanya Davis          | USA | 13.46    | -0.7 |
| 1988   | Aliuska López          | CUB | 13.23    | Birgit Wolf           | FRG | 13.51    | Zhanna Gurbanova     | URS | 13.64    | -2.6 |
| 1990   | Gillian Russell        | JAM | 13.31    | Keri Maddox           | GBR | 13.38    | Ilka Rönisch         | GDR | 13.41    | 0.4  |
| 1992   | Gillian Russell        | JAM | 13.21    | Damaris Anderson      | CUB | 13.43    | Svetlana Laukhova    | EUN | 13.55    | 1.0  |
| 1994   | Kirsten Bolm           | GER | 13.26    | LaTasha Colander      | USA | 13.30    | Diane Allahgreen     | GBR | 13.31    | 0.5  |
| 1996   | Joyce Bates            | USA | 13.27    | Glory Alozie          | NGR | 13.30    | Tan Yali             | CHN | 13.37    | 0.7  |
| 1998   | Julie Pratt            | GBR | 13.75    | Sun Hongwei           | CHN | 13.75    | Susanna Kallur       | SWE | 13.77    | -1.0 |
| 2000   | Susanna Kallur         | SWE | 13.02    | Fanny Gerance         | FRA | 13.21    | Adriana Lamalle      | FRA | 13.27    | -1.7 |
| 2000   | Anay Tejada            | CUB | 12.81w   | Agnieszka Frankowska  | POL | 13.16    | Tina Klein           | GER | 13.23    | 3.4  |
| 2004   | Ronnetta Alexander     | USA | 13.28    | Sabrina Altermatt     | SUI | 13.39    | Stephanie Lichtl     | GER | 13.40    | -1.0 |
| 2006   | Yekaterina Shtepa      | RUS | 13.33    | Christina Vukicevic   | NOR | 13.34    | Tiffany Ofili        | USA | 13.37    | 0.0  |
| 2008   | Teona Rodgers          | USA | 13.40    | Shermaine Williams    | JAM | 13.48    | Belkis Milanés       | CUB | 13.49    | -2.4 |
| 2010   | Isabelle Pedersen      | NOR | 13.30    | Jenna Pletsch         | GER | 13.35    | Miriam Hehl          | GER | 13.46    | 0.9  |
| 2012   | Morgan Snow            | USA | 13.38    | Noemi Zbären          | SUI | 13.42    | Yekaterina Bleskina  | RUS | 13.43    | -2.4 |
| 2014   | Kendell Williams       | USA | 12.89    | Dior Hall             | USA | 12.92    | Nadine Visser        | NED | 12.99    | 1.9  |
| 2016   | Elvira Herman          | BLR | 12.85    | Rushelle Burton       | JAM | 12.87    | Tia Jones            | USA | 12.89    | 2.0  |
| <b>400 Metres Hurdles</b> (76.2cm)                   |                        |     |          |                       |     |          |                      |     |          |      |
| 1986   | Claudia Bartl          | GDR | 56.76    | Kellie Roberts        | USA | 56.80    | Svetlana Lukashevich | URS | 57.92    |      |
| 1988   | Antje Axmann           | GDR | 57.47    | Ann Maenhout          | BEL | 57.58    | Silvia Rieger        | FRG | 57.88    |      |
| 1990   | Nelly Voronkova        | URS | 55.84    | Marjana Luzar         | YUG | 56.74    | Omolade Akinremi     | NGR | 56.97    |      |
| 1992   | Georgeta Petra         | ROU | 58.03    | Erica Peterson        | CAN | 58.09    | Winsome Cole         | JAM | 58.15    |      |
| 1994   | Ionela Tîrlea          | ROU | 56.25    | Virna De Angeli       | ITA | 56.93    | Emma Holmqvist       | SWE | 57.23    |      |
| 1996   | Ulrike Urbansky        | GER | 56.65    | Vicki Jamison         | GBR | 57.57    | Tanya Jarrett        | JAM | 57.91    |      |
| 1998   | Li Yulian              | CHN | 55.93    | Allison Beckford      | JAM | 57.19    | Sun Hongwei          | CHN | 57.43    |      |
| 2000   | Jana Pittman           | AUS | 56.27    | Marjolein de Jong     | NED | 56.50    | Melaine Walker       | JAM | 56.96    |      |
| 2002   | Lashinda Demus         | USA | 54.70    | Melaine Walker        | JAM | 56.03    | Camille Robinson     | JAM | 56.14    |      |
| 2004   | Yekaterina Kostetskaya | RUS | 55.55    | Zuzana Hejnová        | CZE | 57.44    | Sherene Pinnock      | JAM | 57.54    |      |
| 2006   | Kaliese Spencer        | JAM | 55.11    | Nicole Leach          | USA | 55.55    | Sherene Pinnock      | JAM | 56.67    |      |
| 2008   | Takecia Jameson        | USA | 56.29    | Janeil Bellille       | TTO | 56.84    | Meghan Beesley       | GBR | 57.08    |      |
| 2010   | Vera Rudakova          | RUS | 57.16    | Evonne Britton        | USA | 57.32    | Shiori Miki          | JPN | 57.35    |      |
| 2012   | Janeive Russell        | JAM | 56.62    | Aurelie Chaboudez     | FRA | 57.14    | Kaila Barber         | USA | 57.63    |      |
| 2014   | Shamier Little         | USA | 55.66    | Shona Richards        | GBR | 56.16    | Jade Miller          | USA | 56.22    |      |
| 2016   | Anna Cockrell          | USA | 55.20    | Shannon Kalawan       | JAM | 56.54    | Xahria Santiago      | CAN | 56.90    |      |
| <b>High Jump</b>                                     |                        |     |          |                       |     |          |                      |     |          |      |
| 1986   | Karen Scholz           | GDR | 1.92     | Alina Astafei         | ROU | 1.90     | Yelena Obukhova      | URS | 1.88     |      |
| 1988   | Alina Astafei          | ROU | 2.00     | Yelena Yelesina       | URS | 1.96     | Karen Scholz         | GDR | 1.92     |      |
| 1990   | Svetlana Lavrova       | URS | 1.91     | Katja Kilpi           | FIN | 1.88     | Lea Haggett          | GBR | 1.88     |      |
| 1992   | Manuela Aigner         | GER | 1.93     | Inna Gliznutsa        | EUN | 1.88     | -                    | -   | -        |      |
|  |                        |     |          | Svetlana Kalevskaya   | EUN | 1.88     |                      |     |          |      |
| 1994   | Olga Kaliturina        | RUS | 1.88     | Kajsa Bergqvist       | SWE | 1.88     | Lenka Riháková       | SVK | 1.88     |      |
|  |                        |     |          |                       |     |          | Amy Acuff            | USA | 1.88     |      |
| 1996   | Yuliya Lyakhova        | RUS | 1.93     | Dóra Györfy           | HUN | 1.91     | Svetlana Lapina      | RUS | 1.91     |      |
| 1998   | Marina Kuptsova        | RUS | 1.88     | Marie Norrman         | SWE | 1.88     | Nevena Lendjel       | CRO | 1.84     |      |
|  |                        |     |          |                       |     |          | Tatyana Yefimenko    | KGZ | 1.84     |      |
| 2000   | Blanka Vlašić          | CRO | 1.91     | Marina Kuptsova       | RUS | 1.88     | Marizca Gertenbach   | RSA | 1.88     |      |
| 2002   | Blanka Vlašić          | CRO | 1.96     | Anna Ksok             | POL | 1.87     | Petrina Price        | AUS | 1.87     |      |
| 2004   | Irina Kovalenko        | UKR | 1.93     | Svetlana Shkolina     | RUS | 1.91     | Sharon Day           | USA | 1.91     |      |
| 2006   | Svetlana Radzivil      | UZB | 1.91     | Zheng Xingyuan        | CHN | 1.88     | Annett Engel         | GER | 1.84     |      |
|  |                        |     |          |                       |     |          | Yekaterina Yevseyeva | KAZ | 1.84     |      |
| 2008   | Kimberly Jess          | GER | 1.86     | Mirela Demireva       | BUL | 1.86     | Hannelore Desmet     | BEL | 1.86     |      |
|  |                        |     |          |                       |     |          | Lesyanis Mayor       | CUB | 1.86     |      |

| YEAR                  | GOLD                      |     |        | SILVER                |     |        | BRONZE                   |     |        |
|-----------------------|---------------------------|-----|--------|-----------------------|-----|--------|--------------------------|-----|--------|
| 2010                  | Marija Vuković            | MNE | 1.91   | Airinė Palšytė        | LTU | 1.89   | Elena Vallortigara       | ITA | 1.89   |
| 2012                  | Alessia Trost             | ITA | 1.91   | Lissa Labiche         | SEY | 1.88   | Mariya Kuchina           | RUS | 1.88   |
| 2014                  | Morgan Lake               | GBR | 1.93   | Michaela Hrubá        | CZE | 1.91   | Irina Iliyeva            | RUS | 1.88   |
| 2016                  | Michaela Hrubá            | CZE | 1.91   | Ximena Esquivel       | MEX | 1.89   | Yuliya Levchenko         | UKR | 1.86   |
| <b>Pole Vault</b>     |                           |     |        |                       |     |        |                          |     |        |
| 1998                  | Monika Götzt              | GER | 4.20   | Mar Sánchez           | ESP | 4.10   |                          |     |        |
|                       |                           |     |        | Monika Pyrek          | POL | 4.10   |                          |     |        |
| 2000                  | Yelena Isinbaeva          | RUS | 4.20   | Annika Becker         | GER | 4.10   | Vanessa Boslak           | FRA | 4.10   |
|                       |                           |     |        |                       |     |        | Fanni Juhász             | HUN | 4.10   |
| 2002                  | Floé Kühnert              | GER | 4.40   | Yuliya Golubchikova   | RUS | 4.30   | Natalya Belinskaya       | RUS | 4.20   |
| 2004                  | Lisa Ryzih                | GER | 4.30   | Anna Schultze         | GER | 4.25   |                          |     |        |
|                       |                           |     |        | Zhao Yingying         | CHN | 4.25   |                          |     |        |
| 2006                  | Zhou Yang                 | CHN | 4.30   | Tina Sutej            | SLO | 4.25   | Vicky Parnov             | AUS | 4.20   |
| 2008                  | Valeriya Volik            | RUS | 4.40   | Yekaterina Kolesova   | RUS | 4.40   | Ekateríni Stefanídi      | GRE | 4.25   |
| 2010                  | Angelica Bengtsson        | SWE | 4.25   | Victoria von Eynatten | GER | 4.20   | Holly Bleasdale          | GBR | 4.15   |
| 2012                  | Angelica Bengtsson        | SWE | 4.50   | Liz Parnov            | AUS | 4.30   | Roberta Bruni            | ITA | 4.20   |
| 2014                  | Alyona Lutkovskaya        | RUS | 4.50   | Desiree Freier        | USA | 4.45   | Eliza McCartney          | NZL | 4.45   |
| 2016                  | Angelica Moser            | SUI | 4.55   | Rosbeilys Peinado     | VEN | 4.40   | Wilma Murto              | FIN | 4.40   |
| <b>Long Jump</b>      |                           |     |        |                       |     |        |                          |     |        |
| 1986                  | Patricia Bille            | GDR | 6.70   | Anu Kaljurand         | URS | 6.46   | Tatyana Ter-Mesrobyan    | URS | 6.39   |
| 1988                  | Fiona May                 | GBR | 6.88w  | Anu Kaljurand         | URS | 6.78w  | Joanne Wise              | GBR | 6.69w  |
| 1990                  | Iva Prandzheva            | BUL | 6.53   | Erica Johansson       | SWE | 6.50   | Sandrine Hennart         | BEL | 6.49   |
| 1992                  | Erica Johansson           | SWE | 6.65   | Nicole Devonish       | CAN | 6.43   | Yu Huaxiu                | CHN | 6.26   |
| 1994                  | Yelena Lysak              | RUS | 6.72w  | Heli Koivula          | FIN | 6.64w  | Ingvild Larsen           | NOR | 6.39w  |
| 1996                  | Guan Yingnan              | CHN | 6.53   | Cristina Nicolau      | ROU | 6.47   | Johanna Halkoaho         | FIN | 6.38   |
| 1998                  | Peng Fengmei              | CHN | 6.59   | Li Xin                | CHN | 6.57   | Maria Baccini            | ITA | 6.55   |
| 2000                  | Conchi Montaner           | ESP | 6.47   | Zhou Yangxia          | CHN | 6.45w  | Kumiko Ikeda             | JPN | 6.43   |
| 2002                  | Adina Anton               | ROU | 6.46   | Wang Lina             | CHN | 6.36   | Esther Aghatise          | NGR | 6.34   |
| 2004                  | Denisa Scerbová           | CZE | 6.61   | Sophie Krauel         | GER | 6.47   | Veronika Shutkova        | BLR | 6.22   |
| 2006                  | Rhonda Watkins            | TTO | 6.46   | Anika Leipold         | GER | 6.42   | Zhang Yuan               | CHN | 6.41   |
| 2008                  | Ivana Španović            | SRB | 6.61   | Nastassia Mironchyk   | BLR | 6.46   | Dailenys Alcántara       | CUB | 6.41   |
| 2010                  | Irisdaymi Herrera         | CUB | 6.41   | Wang Wupin            | CHN | 6.23   | Marharyta Tverdohlib     | UKR | 6.20   |
| 2012                  | Katarina Johnson-Thompson | GBR | 6.81w  | Lena Malkus           | GER | 6.80w  | Jazmine Sawyers          | GBR | 6.67   |
| 2014                  | Akela Jones               | BAR | 6.34   | Nadia Akpana Assa     | NOR | 6.31   | Maryse Luzolo            | GER | 6.24   |
| 2016                  | Yanis David               | FRA | 6.42   | Sophie Weissenberg    | GER | 6.40   | Hilary Kpatcha           | FRA | 6.33   |
| <b>Triple Jump</b>    |                           |     |        |                       |     |        |                          |     |        |
| 1992                  | Anja Vokuhl               | GER | 13.47  | Yamina Martínez       | CUB | 13.42  | Yelena Govorova          | EUN | 13.29  |
| 1994                  | Yelena Lysak              | RUS | 14.43w | Ren Ruiping           | CHN | 14.36w | Tatyana Lebedeva         | RUS | 13.62  |
| 1996                  | Tereza Marinova           | BUL | 14.62  | Cristina Nicolau      | ROU | 13.64  | Adelina Gavrilă          | ROU | 13.50  |
| 1998                  | Baya Rahouli              | ALG | 14.04  | Maria Solomon         | ROU | 13.75  | Marija Martinović        | YUG | 13.47  |
| 2000                  | Anastasiya Ilyina         | RUS | 14.24  | Anna Pyatykh          | RUS | 14.18  | Dana Veldaková           | SVK | 13.92  |
| 2002                  | Mabel Gay                 | CUB | 14.09  | Arianna Martínez      | CUB | 13.74  | Keila Costa              | BRA | 13.70  |
| 2004                  | Anastasiya Taranova       | RUS | 13.94  | Xie Limei             | CHN | 13.77  | Tatyana Yakovleva        | RUS | 13.67  |
| 2006                  | Kaire Leibak              | EST | 14.43  | Sha Li                | CHN | 14.01  | Liliya Kulyk             | UKR | 14.01  |
| 2008                  | Dailenys Alcántara        | CUB | 14.25  | Yosleivis Rivalta     | CUB | 13.85  | Paraskeví Papahrístou    | GRE | 13.74  |
| 2010                  | Dailenys Alcántara        | CUB | 14.09  | Laura Samuel          | GBR | 13.75  | Deng Lina                | CHN | 13.72  |
| 2012                  | Ana Peleteiro             | ESP | 14.17  | Dovilė Dzindzaletaitė | LTU | 14.17  | Liuba Zaldívar           | CUB | 13.90  |
| 2014                  | Rouguy Diallo             | FRA | 14.44w | Liadagmis Povea       | CUB | 14.07w | Li Xiaohong              | CHN | 14.03w |
| 2016                  | Chen Ting                 | CHN | 13.85  | Konstadína Roméou     | GRE | 13.55  | Georgiana Iuliana Anitei | ROU | 13.49  |
| <b>Shot Put (4Kg)</b> |                           |     |        |                       |     |        |                          |     |        |
| 1986                  | Heike Rohrmann            | GDR | 18.39  | Stephanie Storp       | FRG | 18.20  | Ines Wittich             | GDR | 18.19  |
| 1988                  | Ines Wittich              | GDR | 18.54  | Heike Rohrmann        | GDR | 17.84  | Elvira Polyakova         | URS | 17.10  |
| 1990                  | Qiu Qiaoping              | CHN | 18.20  | Li Xiaoyun            | CHN | 17.74  | Heike Hopfer             | GDR | 17.27  |
| 1992                  | Wang Yawen                | CHN | 18.05  | Zhang Zhiying         | CHN | 18.03  | Olga Ilyina              | EUN | 17.20  |
| 1994                  | Chen Xiaoyan              | CHN | 18.76  | Yumileidi Cumba       | CUB | 18.09  | Claudia Mues             | GER | 17.07  |
| 1996                  | Song Feina                | CHN | 16.58  | Nadine Beckel         | GER | 16.39  | Yelena Ivanenko          | BLR | 16.22  |
| 1998                  | Nadezhda Ostapchuk        | BLR | 18.23  | Du Xianhui            | CHN | 17.69  | Nadine Banse             | GER | 16.94  |
| 2000                  | Kathleen Kluge            | GER | 17.37  | Li Meiju              | CHN | 16.57  | Natalya Kharaneko        | BLR | 16.40  |
| 2002                  | Valerie Adams             | NZL | 17.73  | Zhang Ying            | CHN | 16.76  | Laura Gerraughty         | USA | 16.62  |
| 2004                  | Michelle Carter           | USA | 17.55  | Anna Avdeyeva         | RUS | 17.13  | Christina Schwanitz      | GER | 16.52  |
| 2006                  | Melissa Boekelman         | NED | 17.66  | Denise Hinrichs       | GER | 17.35  | Irina Tarasova           | RUS | 17.11  |
| 2008                  | Natalia Ducó              | CHI | 17.23  | Melissa Boekelman     | NED | 16.60  | Ma Qiao                  | CHN | 16.55  |
| 2010                  | Meng Qianqian             | CHN | 16.94  | Cui Shuang            | CHN | 16.13  | Yevgeniya Smirnova       | RUS | 15.75  |
| 2012                  | Shanice Craft             | GER | 17.15  | Gao Yang              | CHN | 16.57  | Bian Ka                  | CHN | 16.48  |
| 2014                  | Guo Tianqian              | CHN | 17.71  | Raven Saunders        | USA | 16.63  | Emel Dereli              | TUR | 16.55  |
| 2016                  | Alina Kenzel              | GER | 17.58  | Song Jiayuan          | CHN | 16.36  | Alyssa Wilson            | USA | 16.33  |

| YEAR                                  | GOLD                    |     |       | SILVER                |     |       | BRONZE                         |     |       |
|---------------------------------------|-------------------------|-----|-------|-----------------------|-----|-------|--------------------------------|-----|-------|
| <b>Discus Throw (1Kg)</b>             |                         |     |       |                       |     |       |                                |     |       |
| 1986                                  | Ilke Wyludda            | GDR | 64.02 | Franka Dietzsch       | GDR | 60.26 | Min Chunfeng                   | CHN | 54.00 |
| 1988                                  | Ilke Wyludda            | GDR | 68.24 | Astrid Kumbernuss     | GDR | 64.08 | Proletka Voycheva              | BUL | 58.94 |
| 1990                                  | Natalya Kaptyukh        | URS | 61.44 | Lisa-Marie Vizanari   | AUS | 60.44 | Anja Gündler                   | GDR | 59.30 |
| 1992                                  | Bao Dongying            | CHN | 58.34 | Zhang Cuilan          | CHN | 57.10 | Sabine Fried                   | GER | 53.94 |
| 1994                                  | Corrie de Bruin         | NED | 55.18 | Sabine Sievers        | GER | 54.86 | Suzy Powell                    | USA | 52.62 |
| 1996                                  | Ma Shuli                | CHN | 56.32 | Seilala Sua           | USA | 56.32 | Zhang Yaqing                   | CHN | 55.70 |
| 1998                                  | Liu Fengying            | CHN | 60.66 | Mélina Robert Michon  | FRA | 55.01 | Lacramioara Ionescu            | ROU | 54.64 |
| 2000                                  | Xu Shaoyang             | CHN | 54.41 | Jana Tucholke         | GER | 53.97 | Olga Goncharenko               | BLR | 53.64 |
| 2002                                  | Ma Xuejun               | CHN | 58.85 | Xu Shaoyang           | CHN | 57.87 | Seema Antil                    | IND | 55.83 |
| 2004                                  | Ma Xuejun               | CHN | 57.85 | Darya Pishchalnikova  | RUS | 57.37 | Nadine Müller                  | GER | 57.13 |
| 2006                                  | Dani Samuels            | AUS | 60.63 | Pan Saili             | CHN | 57.40 | Tan Jian                       | CHN | 56.09 |
| 2008                                  | Xi Shangxue             | CHN | 54.96 | Julia Fischer         | GER | 54.69 | Sandra Perković                | CRO | 54.24 |
| 2010                                  | Yaimí Pérez             | CUB | 56.01 | Erin Pendleton        | USA | 54.96 | Yuliya Kurylo                  | UKR | 53.96 |
| 2012                                  | Anna Rüh                | GER | 62.38 | Shanice Craft         | GER | 60.42 | Shelbi Vaughan                 | USA | 60.07 |
| 2014                                  | Izabela da Silva        | BRA | 58.03 | Valarie Allman        | USA | 56.75 | Navjeet Kaur Dhillon           | IND | 56.36 |
| 2016                                  | Kristina Rakočević      | MNE | 56.36 | Kirsty Williams       | AUS | 53.91 | Alexandra Emilianov            | MDA | 53.08 |
| <b>Hammer Throw (4Kg)</b>             |                         |     |       |                       |     |       |                                |     |       |
| 1998                                  | Bianca Achilles         | GER | 61.79 | Sini Pöyry            | FIN | 61.76 | Maureen Griffin                | USA | 60.14 |
| 2000                                  | Ivana Brkljačić         | CRO | 62.22 | Virginia Balut        | ROU | 60.23 | Yunaika Crawford               | CUB | 59.98 |
| 2002                                  | Ivana Brkljačić         | CRO | 65.39 | Martina Danisová      | SVK | 63.91 | Yuliya Rozenfeld               | RUS | 60.83 |
| 2004                                  | Mariya Smolyachkova     | BLR | 66.81 | Yang Qiaoyu           | CHN | 61.67 | Laura Gibilisco                | ITA | 60.95 |
| 2006                                  | Bianca Perie            | ROU | 67.38 | Anna Bulgakova        | RUS | 65.73 | Hao Shuai                      | CHN | 64.26 |
| 2008                                  | Bianca Perie            | ROU | 67.95 | Katerina Safránková   | CZE | 63.13 | Jenny Ozorai                   | HUN | 60.80 |
| 2010                                  | Sophie Hitchon          | GBR | 66.01 | Barbara Špiler        | SLO | 65.28 | Zhang Li                       | CHN | 63.96 |
| 2012                                  | Alexandra Tavernier     | FRA | 70.62 | Alexia Sedykh         | FRA | 67.34 | Alena Navahrodskaya            | BLR | 67.13 |
| 2014                                  | Alyona Shamotina        | UKR | 66.05 | Réka Gyurátz          | HUN | 64.68 | Iliána Korosídou               | GRE | 63.67 |
| 2016                                  | Beatrice Nedberge Llano | NOR | 64.33 | Alex Hulley           | AUS | 63.47 | Suvi Koskinen                  | FIN | 62.49 |
| <b>Javelin Throw (600gm)</b>          |                         |     |       |                       |     |       |                                |     |       |
| 1986                                  | Xiomara Rivero          | CUB | 62.86 | Anja Reiter           | GDR | 60.24 | Alexandra Beck                 | GDR | 59.92 |
| 1988                                  | Karen Forkel            | GDR | 61.44 | Isel López            | CUB | 57.86 | Małgorzata Kielczewska         | POL | 57.04 |
| 1990                                  | Tanja Damaske           | GDR | 61.06 | Oksana Ovchinnikova   | URS | 57.26 | Mandy Liverton                 | GBR | 56.68 |
| 1992                                  | Claudia Isaila          | ROU | 63.04 | Yvonne Reichardt      | GER | 61.48 | Heli Tolkinen                  | FIN | 60.12 |
| 1994                                  | Taina Uppa              | FIN | 59.02 | Maria Caridad Álvarez | CUB | 58.26 | Réka Kovács                    | HUN | 55.88 |
| 1996                                  | Osleidys Menéndez       | CUB | 60.96 | Nikolett Szabó        | HUN | 58.34 | Bina Ramesh                    | FRA | 57.70 |
| 1998                                  | Osleidys Menéndez       | CUB | 68.17 | Liang Lili            | CHN | 61.72 | Wei Jianhua                    | CHN | 59.10 |
| 2000                                  | Jarmila Klimesová       | CZE | 54.82 | Inga Kozarenoka       | LAT | 54.64 | Halina Kakhava                 | BLR | 54.26 |
| 2002                                  | Linda Brīvule           | LAT | 55.35 | Ilze Gribule          | LAT | 54.16 | Urszula Jasinska               | POL | 54.06 |
| 2004                                  | Vivian Zimmer           | GER | 58.50 | Annika Suthe          | GER | 57.15 | Annabel Thomson                | AUS | 56.01 |
| 2006                                  | Sandra Schaffarzik      | GER | 60.45 | Vira Rebryk           | UKR | 57.79 | Marharyta Dorozhon             | UKR | 57.68 |
| 2008                                  | Vira Rebryk             | UKR | 63.01 | Li Lingwei            | CHN | 59.25 | Tatjana Jelača                 | SRB | 58.77 |
| 2010                                  | Sanni Utraiainen        | FIN | 56.69 | Līna Mūze             | LAT | 56.64 | Tazmin Brits                   | RSA | 54.55 |
| 2012                                  | Sofi Flinck/Flink       | SWE | 61.40 | Liu Shiyang           | CHN | 59.20 | Marija Vučenović               | SRB | 57.12 |
| 2014                                  | Yekaterina Starygina    | RUS | 56.85 | Sofi Flinck/Flink     | SWE | 56.70 | Sara Kolak                     | CRO | 55.74 |
| 2016                                  | Klaudia Maruszewska     | POL | 57.59 | Jo-Ané Van Dyk        | RSA | 57.32 | Eda Tuğsuz                     | TUR | 56.71 |
| <b>Heptathlon (Senior implements)</b> |                         |     |       |                       |     |       |                                |     |       |
| 1986                                  | Svetla Dimitrova        | BUL | 6041  | Marina Sherbina       | URS | 5953  | Anke Schmidt                   | GDR | 5900  |
| 1988                                  | Svetla Dimitrova        | BUL | 6289  | Yelena Petushkova     | URS | 6102  | Peggy Beer                     | GDR | 6067  |
| 1990                                  | Beatrice Mau            | GDR | 6166  | Rita Ináncsi          | HUN | 5940  | Joanne Henry                   | NZL | 5728  |
| 1992                                  | Natalya Sazanovich      | EUN | 6036  | Kathleen Gutjahr      | GER | 5668  | Regla Cárdenas                 | CUB | 5602  |
| 1994                                  | Kathleen Gutjahr        | GER | 5918  | Regla Cárdenas        | CUB | 5834  | Ding Ying                      | CHN | 5785  |
| 1996                                  | Yelizaveta Shalygina    | RUS | 5711  | Johanna Halkoaho      | FIN | 5656  | Hana Dolezelová                | CZE | 5504  |
| 1998                                  | Shen Shengfei           | CHN | 5815  | Susanna Rajamäki      | FIN | 5721  | Viorica Țigău                  | ROU | 5720  |
| 2000                                  | Carolina Klüft          | SWE | 6056  | Lidiya Bashlykova     | RUS | 5898  | Sanna Saarman                  | FIN | 5707  |
| 2000                                  | Carolina Klüft          | SWE | 6470  | Olga Alekseyeva       | KAZ | 5727  | Olga Levenkova                 | RUS | 5712  |
| 2004                                  | Justine Robbeson        | RSA | 5868  | Viktorija Žemaitytė   | LTU | 5810  | Julia Mächtigt                 | GER | 5679  |
| 2006                                  | Tatyana Chernova        | RUS | 6227  | Ida Marcussen         | NOR | 6020  | Yana Panteleyeva               | RUS | 5979  |
| 2008                                  | Carolin Schäfer         | GER | 5833  | Yana Maksimava        | BLR | 5766  | Grit Šadeiko                   | EST | 5765  |
| 2010                                  | Dafne Schippers         | NED | 5967  | Sara Gambetta         | GER | 5770  | Helga Margrét Thorsteinsdóttir | ISL | 5706  |
| 2012                                  | Yorgelis Rodríguez      | CUB | 5966  | Xénia Krizsán         | HUN | 5957  | Tamara de Souza                | BRA | 5900  |
| 2014                                  | Morgan Lake             | GBR | 6148  | Yorgelis Rodríguez    | CUB | 6006  | Nadine Visser                  | NED | 5948  |
| 2016                                  | Sarah Lagger            | AUT | 5960  | Adriana Rodríguez     | CUB | 5925  | Hanne Maudens                  | BEL | 5881  |



| YEAR   | GOLD                  |     |          | SILVER              |     |          | BRONZE                       |     |          |
|--|-----------------------|-----|----------|---------------------|-----|----------|------------------------------|-----|----------|
| <b>5000/10,000 Metres Walk</b> (10,000m from 2000) |                       |     |          |                     |     |          |                              |     |          |
| 1986   | Wang Yan              | CHN | 22:03.65 | Natalya Zykova      | URS | 22:17.76 | Jin Bingjie                  | CHN | 22:17.83 |
| 1988   | Mari Cruz Díaz        | ESP | 21:51.31 | Olga Sánchez        | ESP | 21:58.17 | M <sup>a</sup> Grazia Orsani | ITA | 22:04.74 |
| 1990   | Susana Feitór         | POR | 21:44.30 | Tatyana Shchastnaya | URS | 22:28.74 | Simone Thust                 | GDR | 22:44.65 |
| 1992   | Gao Hongmiao          | CHN | 21:20.03 | Jane Saville        | AUS | 21:58.64 | Mika Ikatura                 | JPN | 22:25.58 |
| 1994   | Irina Stankina        | RUS | 21:05.41 | Susana Feitór       | POR | 21:12.87 | Natalya Trofimova            | RUS | 21:24.71 |
| 1996   | Irina Stankina        | RUS | 21:31.85 | Olga Panfyorova     | RUS | 21:52.27 | Claudia Iovan                | ROU | 21:57.11 |
| 1998   | Sabine Zimmer         | GER | 21:14.39 | Jolanta Dukure      | LAT | 21:17.89 | Xue Ailing                   | CHN | 21:28.57 |
| 2000   | Lyudmila Yefimkina    | RUS | 44:07.74 | Tatyana Kozlova     | RUS | 44:24.43 | Sabine Zimmer                | GER | 46:49.97 |
| 2002   | Fumi Mitsumura        | JPN | 46:01.51 | Liu Siqi            | CHN | 46:07.15 | Marina Tsikhanava            | BLR | 46:14.67 |
| 2004   | Irina Petrova         | RUS | 45:50.39 | Zhang Nan           | CHN | 45:58.54 | Vera Sokolova                | RUS | 46:53.02 |
| 2006   | Liu Hong              | CHN | 45:12.84 | Tatyana Shemyakina  | RUS | 45:34.41 | Anamaria Greceanu            | ROU | 46:45.67 |
| 2008   | Tatyana Mineyeva      | RUS | 43:24.72 | Elmira Alembekova   | RUS | 43:45.16 | Li Yanfei                    | CHN | 44:24.10 |
| 2010   | Yelena Lashmanova     | RUS | 44:11.90 | Kumiko Okada        | JPN | 45:56.15 | He Qin                       | CHN | 46:08.36 |
| 2012   | Yekaterina Medvedyeva | RUS | 45:41.74 | Nadezhda Leontyeva  | RUS | 45:43.64 | Sandra Arenas                | COL | 45:44.46 |
| 2014   | Anežka Drahotová      | CZE | 42:47.25 | Wang Na             | CHN | 44:02.64 | Ni Yuanyuan                  | CHN | 44:16.72 |
| 2016   | Ma Zhenxia            | CHN | 45:18.45 | Noemi Stella        | ITA | 45:23.85 | Yehualye Belete              | ETH | 45:33.69 |
| <b>4 x 100 Metres Relay</b>                        |                       |     |          |                     |     |          |                              |     |          |
| 1986   | United States         |     | 43.78    | GDR                 |     | 43.97    | Nigeria                      |     | 44.13    |
| 1988   | GDR                   |     | 43.48    | Cuba                |     | 44.04    | United States                |     | 44.27    |
| 1990   | Jamaica               |     | 43.82    | Great Britain & NI  |     | 44.16    | United States                |     | 44.50    |
| 1992   | Jamaica               |     | 43.96    | United States       |     | 44.51    | Germany                      |     | 44.52    |
| 1994   | Jamaica               |     | 44.01    | Germany             |     | 44.78    | Great Britain & NI           |     | 45.08    |
| 1996   | United States         |     | 43.79    | Jamaica             |     | 44.26    | Germany                      |     | 44.57    |
| 1998   | United States         |     | 43.52    | France              |     | 44.07    | Jamaica                      |     | 44.61    |
| 2000   | Germany               |     | 43.91    | Jamaica             |     | 44.05    | Sweden                       |     | 44.78    |
| 2002   | Jamaica               |     | 43.40    | United States       |     | 43.66    | Great Britain & NI           |     | 44.22    |
| 2004   | United States         |     | 43.49    | Jamaica             |     | 43.63    | France                       |     | 43.68    |
| 2006   | United States         |     | 43.49    | France              |     | 44.20    | Jamaica                      |     | 44.22    |
| 2008   | United States         |     | 43.66    | Jamaica             |     | 43.98    | Brazil                       |     | 44.61    |
| 2010   | United States         |     | 43.44    | Germany             |     | 43.74    | Netherlands                  |     | 44.09    |
| 2012   | United States         |     | 43.89    | Germany             |     | 44.24    | Brazil                       |     | 44.29    |
| 2014   | United States         |     | 43.46    | Jamaica             |     | 43.97    | Germany                      |     | 44.65    |
| 2016   | United States         |     | 43.69    | France              |     | 44.05    | Germany                      |     | 44.18    |
| <b>4 x 400 Metres Relay</b>                        |                       |     |          |                     |     |          |                              |     |          |
| 1986   | United States         |     | 3:30.45  | GDR                 |     | 3:30.90  | USSR                         |     | 3:32.35  |
| 1988   | GDR                   |     | 3:28.39  | United States       |     | 3:31.48  | USSR                         |     | 3:31.89  |
| 1990   | Australia             |     | 3:30.38  | Jamaica             |     | 3:31.09  | Cuba                         |     | 3:31.81  |
| 1992   | Romania               |     | 3:31.57  | Jamaica             |     | 3:32.68  | Germany                      |     | 3:32.72  |
| 1994   | United States         |     | 3:32.08  | Romania             |     | 3:36.59  | Germany                      |     | 3:36.65  |
| 1996   | Germany               |     | 3:31.12  | Romania             |     | 3:32.16  | Australia                    |     | 3:32.47  |
| 1998   | Jamaica               |     | 3:32.29  | Russia              |     | 3:32.35  | United States                |     | 3:32.85  |
| 2000   | Great Britain & NI    |     | 3:33.82  | Jamaica             |     | 3:33.99  | Romania                      |     | 3:34.49  |
| 2002   | United States         |     | 3:29.95  | Great Britain & NI  |     | 3:30.46  | Russia                       |     | 3:30.72  |
| 2004   | United States         |     | 3:27.60  | Russia              |     | 3:30.03  | Jamaica                      |     | 3:30.37  |
| 2006   | United States         |     | 3:29.01  | Nigeria             |     | 3:30.84  | Jamaica                      |     | 3:31.62  |
| 2008   | United States         |     | 3:30.19  | Ukraine             |     | 3:34.20  | Australia                    |     | 3:34.23  |
| 2010   | United States         |     | 3:31.20  | Nigeria             |     | 3:31.84  | Jamaica                      |     | 3:32.24  |
| 2012   | United States         |     | 3:30.01  | Jamaica             |     | 3:32.97  | Russia                       |     | 3:36.42  |
| 2014   | United States         |     | 3:30.42  | Great Britain & NI  |     | 3:32.00  | Germany                      |     | 3:33.02  |
| 2016   | United States         |     | 3:29.11  | Jamaica             |     | 3:31.01  | Canada                       |     | 3:32.25  |

## IAAF WORLD UNDER-18 CHAMPIONSHIPS

**Venues** - 1999: Bydgoszcz (16-18 Jul); 2001: Debrecen (11-15 Jul); 2003: Sherbrooke (Jul 9-13); 2005: Marrakech (Jul 13-17); 2007: Ostrava (11-15 Jul); 2009: Bressanone (8-12 Jul); 2011: Lille (Villeneuve d'Ascq) (6-10 Jul); 2013: Donetsk (10-14 Jul); 2015: Cali (15-19 Jul); 2017: *Nairobi (12-16 Jul)*

### MEN

#### 100 Metres

|      |                        |     |       |                    |     |       |                   |     |       |      |
|------|------------------------|-----|-------|--------------------|-----|-------|-------------------|-----|-------|------|
| 1999 | Mark Lewis-Francis     | GBR | 10.40 | Bryan Sears        | USA | 10.42 | Omar Brown        | JAM | 10.43 | 1.4  |
| 2001 | Darrel Brown           | TRI | 10.31 | Willie Hordge      | USA | 10.41 | Jonathan Wade     | USA | 10.53 | -0.2 |
| 2003 | Yahya Al-Gahes         | KSA | 10.69 | Yahya Hassan Habib | KSA | 10.73 | Craig Pickering   | GBR | 10.85 | -3.1 |
| 2005 | Harry Aikines-Aryeetey | GBR | 10.35 | Alex Nelson        | GBR | 10.36 | Keston Bledman    | TRI | 10.55 | 0.8  |
| 2007 | Dexter Lee             | JAM | 10.51 | Nickel Ashmeade    | JAM | 10.54 | Kenneth Gilstrap  | USA | 10.65 | -0.4 |
| 2009 | Prezel Hardy           | USA | 10.57 | Aaron Brown        | CAN | 10.74 | Giovanni Galbieri | ITA | 10.79 | -1.2 |

| YEAR | GOLD                   |     |       | SILVER        |     |       | BRONZE            |     |       |      |
|------|------------------------|-----|-------|---------------|-----|-------|-------------------|-----|-------|------|
| 2011 | Odail Todd             | JAM | 10.51 | Kazuma Oseto  | JPN | 10.52 | Mickael-Meba Zeze | FRA | 10.57 | -0.3 |
| 2013 | Mo Youxue              | CHN | 10.35 | Ojie Edoburun | GBR | 10.35 | Reynier Mena      | CUB | 10.37 | -0.4 |
| 2015 | Abdul Hakim Sani Brown | JPN | 10.28 | Derick Silva  | BRA | 10.49 | Rechmial Miller   | GBR | 10.59 | -0.4 |

**200 Metres**

|      |                        |     |       |                  |     |       |                   |     |       |      |
|------|------------------------|-----|-------|------------------|-----|-------|-------------------|-----|-------|------|
| 1999 | Tim Benjamin           | GBR | 20.72 | Omar Brown       | JAM | 21.09 | Bryan Sears       | USA | 21.16 | 0.9  |
| 2001 | Jonathan Wade          | USA | 20.95 | Michael Grant    | USA | 21.30 | Dion Rodriguez    | TRI | 21.36 | -1.1 |
| 2003 | Usain Bolt             | JAM | 20.40 | Michael Grant    | USA | 21.04 | Jamahl Alert-Khan | GBR | 21.35 | -1.1 |
| 2005 | Harry Aikines-Aryeetey | GBR | 20.91 | Jorge Valcárel   | CUB | 21.08 | Matteo Galvan     | ITA | 21.14 | 0.7  |
| 2007 | Ramone McKenzie        | JAM | 20.67 | Ramil Guliyev    | AZE | 20.72 | Nickel Ashmeade   | JAM | 20.76 | -0.2 |
| 2009 | Kirani James           | GRN | 21.05 | Alberto Gavaldá  | ESP | 21.33 | Keenan Brock      | USA | 21.39 | -0.9 |
| 2011 | Stephen Newbold        | BAH | 20.89 | Odail Todd       | JAM | 21.00 | Ronald Darby      | USA | 21.08 | 1.1  |
| 2013 | Michael O'Hara         | JAM | 20.63 | Vitor dos Santos | BRA | 20.67 | Reynier Mena      | CUB | 20.79 | -1.0 |
| 2015 | Abdul Hakim Sani Brown | JPN | 20.34 | Kyle Appel       | RSA | 20.57 | Josephus Lyles    | USA | 20.74 | -0.4 |

**400 Metres**

|      |                       |     |       |                |     |       |                   |     |       |
|------|-----------------------|-----|-------|----------------|-----|-------|-------------------|-----|-------|
| 1999 | Mandla Nkosi          | RSA | 46.94 | Claudel Garzón | CUB | 47.00 | Mark van Soest    | RSA | 47.19 |
| 2001 | Karol Grzegorzczak    | POL | 46.90 | Piotr Kedzia   | POL | 47.12 | Jermaine Gonzales | JAM | 47.51 |
| 2003 | Nagmeldin Ali Abubakr | SUD | 46.10 | Cedric Goodman | USA | 46.42 | Željko Vincek     | CRO | 47.45 |
| 2005 | Adam Mohamed Al-Noor  | SUD | 46.56 | Julius Kirwa   | KEN | 46.70 | Bryshon Nellyum   | USA | 46.81 |
| 2007 | Chris Clarke          | GBR | 46.74 | Kirani James   | GRN | 46.96 | Vladimir Krasnov  | RUS | 47.03 |
| 2009 | Kirani James          | GRN | 45.24 | Joshua Mance   | USA | 46.22 | Awadelkarim Makki | SUD | 47.15 |
| 2011 | Arman Hall            | USA | 46.01 | Alfas Kishoyan | KEN | 46.58 | Patryk Dobek      | POL | 46.67 |
| 2013 | Martin Manley         | JAM | 45.89 | Ryan Clark     | USA | 46.46 | Alex Sampao       | KEN | 46.78 |
| 2015 | Christopher Taylor    | JAM | 45.27 | Josephus Lyles | USA | 45.46 | Keshun Reed       | USA | 45.96 |

**800 Metres**

|      |                   |     |         |                         |     |         |                   |     |         |
|------|-------------------|-----|---------|-------------------------|-----|---------|-------------------|-----|---------|
| 1999 | Nicholas Wachira  | KEN | 1:50.70 | Berhanu Alemu           | ETH | 1:50.79 | Mohammad Al-Azemi | KUW | 1:51.24 |
| 2001 | Salem Al-Badri    | QAT | 1:50.15 | Cosmas Rono             | KEN | 1:50.35 | Liao Fu-Pin       | TPE | 1:51.35 |
| 2003 | Mohammed Al-Salhi | KSA | 1:48.79 | Bernard Kiptum          | KEN | 1:49.14 | Abraham Ngeno     | KEN | 1:49.17 |
| 2005 | Gilbert Keter     | KEN | 1:48.42 | Jackson Kivuva          | KEN | 1:48.57 | Jan Masenamela    | RSA | 1:49.73 |
| 2007 | Geoffrey Kibet    | KEN | 1:49.99 | Ali Saad Al-Daran       | KSA | 1:50.10 | Amine El Manaoui  | MAR | 1:50.12 |
| 2009 | Johan Rogestedt   | SWE | 1:50.92 | Peter Kiplangat         | KEN | 1:50.97 | Nicholas Kipkoech | KEN | 1:51.01 |
| 2011 | Leonard Kosencha  | KEN | 1:44.08 | Mohammed Aman           | ETH | 1:44.68 | Timothy Kitum     | KEN | 1:44.98 |
| 2013 | Alfred Kipketer   | KEN | 1:48.01 | Konstantin Tolokonnikov | RUS | 1:48.29 | Kyle Langford     | GBR | 1:48.32 |
| 2015 | Willy Tarbei      | KEN | 1:45.58 | Kipyegon Bett           | KEN | 1:45.86 | Luis Pires        | BRA | 1:48.61 |

**1500 Metres**

|      |                    |     |         |                      |     |         |                      |     |         |
|------|--------------------|-----|---------|----------------------|-----|---------|----------------------|-----|---------|
| 1999 | Cornelius Chirchir | KEN | 3:44.02 | Michael Too          | KEN | 3:44.70 | Osman Yusif          | KSA | 3:45.53 |
| 2001 | Isaac Songok       | KEN | 3:36.78 | Sameuel Dadi         | ETH | 3:39.78 | Abdulrahman Suleiman | QAT | 3:42.03 |
| 2003 | Benson Esho        | KEN | 3:44.94 | Samson Kiplagat      | KEN | 3:45.13 | Isaac Mboyaza        | RSA | 3:48.05 |
| 2005 | Belal Mansoor Ali  | BRN | 3:36.98 | Ebrahim Bader Khalil | BRN | 3:43.70 | Abubaker Kaki        | SUD | 3:45.06 |
| 2007 | Fredrick Ndunge    | KEN | 3:44.27 | Josphat Kithii       | KEN | 3:44.68 | Dawit Wolde          | ETH | 3:45.03 |
| 2009 | Gideon Mageka      | KEN | 3:37.36 | Caleb Ndiku          | KEN | 3:38.42 | Girma Bekele         | ETH | 3:39.88 |
| 2011 | Teshome Diressa    | ETH | 3:39.13 | Vincent Mutai        | KEN | 3:39.17 | Jonathan Sawe        | KEN | 3:39.54 |
| 2013 | Robert Biwott      | KEN | 3:36.77 | Tesfu Tewelde        | ERI | 3:42.14 | Titus Kibiego        | KEN | 3:42.97 |
| 2015 | Kumari Taki        | KEN | 3:36.38 | Mulugeta Asefa       | ETH | 3:41.10 | Lawi Kosgei          | KEN | 3:41.43 |

**3000 Metres**

|      |                 |     |         |                 |     |         |                       |     |         |
|------|-----------------|-----|---------|-----------------|-----|---------|-----------------------|-----|---------|
| 1999 | Pius Muli       | KEN | 8:08.16 | Kenenisa Bekele | ETH | 8:09.89 | Anouar Assila         | MAR | 8:13.54 |
| 2001 | Markos Geneti   | ETH | 7:55.82 | David Kilel     | KEN | 7:56.95 | James Kwalia          | KEN | 7:57.71 |
| 2003 | Augustine Choge | KEN | 7:52.53 | Tariku Bekele   | ETH | 7:54.71 | Girma Shimelis        | ETH | 7:55.12 |
| 2005 | Abreham Cherkos | ETH | 8:00.90 | Ibrahim Jeylan  | ETH | 8:04.21 | Saleh Marzooq Bakheet | BRN | 8:04.78 |
| 2007 | Daniel Salel    | KEN | 7:57.18 | Lucas Rotich    | KEN | 7:59.67 | Hicham El Amrani      | MAR | 8:00.98 |
| 2009 | Isiah Koech     | KEN | 7:51.51 | David Bett      | KEN | 7:52.13 | Goitom Kifle          | ERI | 8:05.83 |
| 2011 | William Sitonik | KEN | 7:40.10 | Patrick Mutunga | KEN | 7:40.47 | Abrar Osman           | ERI | 7:40.89 |
| 2013 | Yomif Kejelcha  | ETH | 7:53.56 | Vedic Cheruiyot | KEN | 7:55.60 | Alexander Mutiso      | KEN | 7:56.86 |
| 2015 | Richard Yator   | KEN | 7:54.45 | Davis Kiplangat | KEN | 7:54.52 | Tefera Mosisa         | ETH | 7:55.04 |

**2000 Metres Steeplechase** (91.4cm)

|       |                    |     |         |                  |     |         |                       |     |         |
|-------|--------------------|-----|---------|------------------|-----|---------|-----------------------|-----|---------|
| 1999  | Cheruiyot Cheronon | KEN | 5:31.89 | Luleseged Wale   | ETH | 5:32.61 | Philip Simbolei       | KEN | 5:41.77 |
| 2001  | David Kirwa        | KEN | 5:33.40 | Brimin Kipruto   | KEN | 5:36.81 | Abrham Kebeto         | ETH | 5:37.76 |
| 2003  | Ronald Kipchumba   | KEN | 5:30.27 | Justus Kiprono   | KEN | 5:31.24 | Chris Winter          | CAN | 5:44.23 |
| 2005* | Abel Mutai         | KEN | 5:24.69 | Bislake Kiplagat | KEN | 5:24.87 | Abdelghani Ait Bahmad | MAR | 5:26.52 |
| 2007  | Legese Lamiso      | ETH | 5:30.81 | Silas Kitum      | KEN | 5:32.88 | Abdellah Dacha        | MAR | 5:34.49 |
| 2009  | Hillary Yego       | KEN | 5:25.33 | Peter Lagat      | KEN | 5:26.59 | Desta Alemu           | ETH | 5:29.66 |
| 2011  | Conseslus Kipruto  | KEN | 5:28.65 | Gilbert Kirui    | KEN | 5:30.49 | Zacharia Kiprotich    | UGA | 5:37.98 |
| 2013  | Meresa Kassaye     | ETH | 5:19.99 | Nicholas Bett    | KEN | 5:20.92 | Justus Lagat          | KEN | 5:30.00 |
| 2015  | Vincent Kipyegon   | KEN | 5:27.58 | Wogenes Sebisibe | ETH | 5:29.41 | Geoffrey Rotich       | KEN | 5:30.16 |

\* Originally first in 5:23.95 was Tareq Mubarak Taher BRN, but in 2007 he was found to be over-age on investigation by the IAAF

| YEAR                               | GOLD                    |     |       | SILVER                  |     |        | BRONZE                |     |       |      |
|------------------------------------|-------------------------|-----|-------|-------------------------|-----|--------|-----------------------|-----|-------|------|
| <b>110 Metres Hurdles</b> (91.4cm) |                         |     |       |                         |     |        |                       |     |       |      |
| 1999                               | Ladji Doucouré          | FRA | 13.26 | Nassim Brahimi          | QAT | 13.36  | Paul Whitty           | CAN | 13.59 | 0.8  |
| 2001                               | Nassim Brahimi          | QAT | 13.27 | Marthinus van der Vyver | RSA | 13.35  | Eddy De Lépine        | FRA | 13.39 | 0.2  |
| 2003                               | Jason Richardson        | USA | 13.29 | Mubarak Al-Mabadi       | KSA | 13.41  | Alexander John        | GER | 13.50 | 1.9  |
| 2005                               | Cordera Jenkins         | USA | 13.35 | Ryan Brathwaite         | BAR | 13.44  | Gianni Frankis        | GBR | 13.48 | 1.1  |
| 2007                               | Wayne Davis             | USA | 13.18 | William Wynne           | USA | 13.44  | Denis Semenov         | KAZ | 13.82 | 0.2  |
| 2009                               | Dale Morgan             | USA | 13.28 | Jack Meredith           | GBR | 13.33  | Gregory MacNeill      | CAN | 13.51 | 0.6  |
| 2011                               | Andries van der Merwe   | RSA | 13.41 | Joshua Hawkins          | NZL | 13.44  | Wilhem Belocian       | FRA | 13.51 | 0.1  |
| 2013                               | Jaheel Hyde             | JAM | 13.13 | Marlon Humphrey         | USA | 13.24  | Lu Yang               | CHN | 13.33 | -1.1 |
| 2015                               | Matteo Ngo              | FRA | 13.53 | Joseph Daniels          | CAN | 13.54  | Isaiah Lucas          | USA | 13.54 | -1.2 |
| <b>400 Metres Hurdles</b> (83.8cm) |                         |     |       |                         |     |        |                       |     |       |      |
| 1999                               | Marthinus Kritzinger    | RSA | 49.86 | Sergio Hierrezuelo      | CUB | 49.95  | Mumo Kiilu            | KEN | 51.50 |      |
| 2001                               | Amine Alozen            | SYR | 50.25 | Jonathan Walker         | USA | 51.32  | Kenji Narisako        | JPN | 52.09 |      |
| 2003                               | Jason Richardson        | USA | 49.91 | Wouter Le Roux          | RSA | 50.85  | Jamaal Charles        | USA | 51.48 |      |
| 2005                               | Mohammed Daak           | KSA | 50.90 | David Klech             | USA | 50.90  | Adel Jaber Asseri     | KSA | 51.68 |      |
| 2007                               | William Wynne           | USA | 49.01 | Reginald Wyatt          | USA | 50.33  | Amaurys Valle         | CUB | 50.37 |      |
| 2009                               | Norge Sotomayor         | CUB | 51.30 | Jeremiah Mutai          | KEN | 51.45  | José de Leon          | ITA | 51.74 |      |
| 2011                               | Yegor Kuznetsov         | RUS | 50.97 | Ibrahim Mohammed Saleh  | KSA | 51.14  | Takahiro Matsumoto    | JPN | 51.26 |      |
| 2013                               | Marvin Williams         | JAM | 50.39 | Wang Yang               | CHN | 50.78  | Kenny Selmon          | USA | 51.30 |      |
| 2015                               | Norman Grimes           | USA | 49.11 | Ryusei Fujii            | JPN | 50.33  | Masaki Toyoda         | JPN | 50.53 |      |
| <b>High Jump</b>                   |                         |     |       |                         |     |        |                       |     |       |      |
| 1999                               | Jacques Freitag         | RSA | 2.16  | Cui Kai                 | CHN | 2.13   | Andrey Chubsa         | BLR | 2.13  |      |
| 2001                               | Aleksey Dmitrik         | RUS | 2.23  | James Watson            | AUS | 2.21   | Aliaksandr Plisko     | BLR | 2.19  |      |
| 2003                               | Martin Günther          | GER | 2.11  | Aleksandr Nartov        | UKR | 2.11   | Hikaru Tsuchiya       | JPN | 2.11  |      |
| 2005                               | Huang Haiqiang          | CHN | 2.27  | Aleksandr Nartov        | UKR | 2.18   | Alex Soto             | ESP | 2.18  |      |
| 2007                               | Wang Chen               | CHN | 2.22  | Sergey Mudrov           | RUS | 2.22   | Josh Hall             | AUS | 2.20  |      |
| 2009                               | Dmitriy Kroyter         | ISR | 2.20  | Janick Klausen          | DEN | 2.20   | Django Lovett         | CAN | 2.17  |      |
|                                    |                         |     |       |                         |     |        | Daniyil Tsyplakov     | RUS | 2.17  |      |
| 2011                               | Gaël Levécque           | FRA | 2.13  | Usman Usmanov           | RUS | 2.13   | Justin Fondren        | USA | 2.13  |      |
| 2013                               | Woo Sang-Hyeok          | KOR | 2.20  | Bai Jiayu               | CHN | 2.18   | Christoffe Bryan      | JAM | 2.16  |      |
| 2015                               | Stefano Sottile         | ITA | 2.20  | Dmytro Nikitin          | UKR | 2.18   | Darius Carbin         | USA | 2.16  |      |
| <b>Pole Vault</b>                  |                         |     |       |                         |     |        |                       |     |       |      |
| 1999                               | Sébastien Homo          | FRA | 5.20  | Oleksandr Korchmyd      | UKR | 5.10   | Rico Tepper           | GER | 5.00  |      |
| 2001                               | Artyom Kuptsov          | RUS | 5.15  | Vincent Favretto        | FRA | 5.15   | Go Kishita            | JPN | 5.00  |      |
| 2003                               | Germán Chiaraviglio     | ARG | 5.15  | Dmitriy Starodubtsev    | RUS | 5.10   | Steven Lewis          | GBR | 5.05  |      |
| 2005                               | Yang Yansheng           | CHN | 5.25  | Scott Roth              | USA | 5.25   | Albert Vélez          | ESP | 5.20  |      |
| 2007                               | Nico Weiler             | GER | 5.26  | Manuel Concepción       | ESP | 4.85   |                       |     |       |      |
|                                    |                         |     |       | Shota Doi               | JPN | 4.85   |                       |     |       |      |
| 2009                               | Jin Min-Sub             | KOR | 5.15  | Carlo Paech             | GER | 5.10   | Daniel Clemens        | GER | 5.10  |      |
| 2011                               | Robert Renner           | SLO | 5.25  | Melker Svärd-Jacobsson  | SWE | 5.15   | Jacob Blankenship     | USA | 5.05  |      |
| 2013                               | Harry Coppell           | GBR | 5.25  | Huang Bokai             | CHN | 5.20   | Lev Skorish           | ISR | 5.10  |      |
| 2015                               | Armand Duplantis        | SWE | 5.30  | Vladyslav Malykhin      | UKR | 5.30   | Emmanouíl Karális     | GRE | 5.20  |      |
| <b>Long Jump</b>                   |                         |     |       |                         |     |        |                       |     |       |      |
| 1999                               | Shang Yapeng            | CHN | 7.80  | Yoelmis Pacheco         | CUB | 7.62   | Nicolaas Grimbeeck    | RSA | 7.59  |      |
| 2001                               | Thiago Dias             | BRA | 7.72  | Abdulla Al-Waleed       | QAT | 7.62   | Andrew Howe-Besozzi   | ITA | 7.61  |      |
| 2003                               | Naohiro Shinada         | JPN | 7.61  | Yves Renaux             | FRA | 7.44   | Ahmed Al-Sharfa       | KSA | 7.15  |      |
| 2005                               | Chris Noffke            | AUS | 7.97w | Tiberiu Talnar          | ROU | 7.53w  | Claiton Sabino        | BRA | 7.49  |      |
| 2007                               | Yasumichi Konishi       | JPN | 7.52w | Daisuke Yoshiyama       | JPN | 7.32   | Christian Taylor      | USA | 7.29  |      |
| 2009                               | Suphanara Suksawat      | THA | 7.65  | Stefan Brits            | RSA | 7.57   | Yannick Roggatz       | GER | 7.53  |      |
| 2011                               | Lin Qing                | CHN | 7.83  | Johan Taléus            | SWE | 7.44w  | Stefano Braga         | ITA | 7.42w |      |
| 2013                               | Anatoliy Ryapolov       | RUS | 7.79  | Fang Yaoqing            | CHN | 7.53   | Isaiah Moore          | USA | 7.53  |      |
| 2015                               | Maykel D. Massó         | CUB | 8.05  | Darcy Roper             | AUS | 8.01   | Eberson Silva         | BRA | 7.76  |      |
| <b>Triple Jump</b>                 |                         |     |       |                         |     |        |                       |     |       |      |
| 1999                               | Ibrahim Mahmedin        | QAT | 15.96 | Yoandri Betanzo         | CUB | 15.83  | Viktor Yastrebov      | UKR | 15.74 |      |
| 2001                               | Jonathan Moore          | GBR | 16.36 | David Girat             | CUB | 16.33  | Osniel Toscas         | CUB | 15.67 |      |
| 2003                               | Denni Fernández         | CUB | 15.77 | Mousa Qarqaran          | KSA | 15.60  | Mohamed Darwish       | UAE | 15.55 |      |
| 2005                               | Héctor Fuentes          | CUB | 16.63 | Ilya Yefremov           | RUS | 16.45  | Zhivko Petkov         | BUL | 16.20 |      |
| 2007                               | Christian Taylor        | USA | 15.98 | Aleksey Fedorov         | RUS | 15.59  | Gennadiy Chudinov     | RUS | 15.54 |      |
| 2009                               | Ben Williams            | GBR | 15.91 | Suphanara Suksawat      | THA | 15.70  | Aleksandr Yurchenko   | RUS | 15.66 |      |
| 2011                               | Latario Minns           | BAH | 16.06 | Albert Janki            | RSA | 15.95w | Lathone Minns         | BAH | 15.52 |      |
| 2013                               | Lázaro Martínez         | CUB | 16.63 | Fang Yaoqing            | CHN | 16.48  | Dimitri Antonov       | GER | 16.02 |      |
| 2015                               | Cristian Atanay Nápoles | CUB | 16.13 | Du Mingze               | CHN | 16.02  | Julio César Carbonell | CUB | 15.70 |      |



| YEAR  | GOLD                    |     |          | SILVER               |     |          | BRONZE                    |     |          |
|---|-------------------------|-----|----------|----------------------|-----|----------|---------------------------|-----|----------|
| <b>Shot Put (5Kg)</b>   |                         |     |          |                      |     |          |                           |     |          |
| 1999  | Robert Häggblom         | FIN | 19.76    | Dmitriy Gorshkov     | RUS | 19.69    | Khalid Al-Suwaidi         | QAT | 19.44    |
| 2001  | Georgi Ivanov           | BUL | 19.73    | Yasser Ibrahim Farag | EGY | 19.58    | Lee Min-Won               | KOR | 19.57    |
| 2003  | Liu Feng                | CHN | 21.45    | Kyle Helf            | CAN | 20.79    | Amin Al-Aradi             | KSA | 19.69    |
| 2005  | J. P. Hoffman           | RSA | 20.99    | Vladislav Tuláček    | CZE | 19.97    | Rosen Karamfilov          | BUL | 19.86    |
| 2007  | David Storl             | GER | 21.40    | Marin Premeru        | CRO | 20.42    | Dmytro Savvitskyy         | UKR | 20.15    |
| 2009  | Ryan Crouser            | USA | 21.56    | Krzysztof Brzozowski | POL | 20.89    | Frans Schutte             | RSA | 20.37    |
| 2011  | Jacko Gill              | NZL | 24.35    | Tyler Schultz        | USA | 20.35    | Braheme Days              | USA | 20.14    |
| 2013  | Patrick Müller          | GER | 22.02    | Henning Prüfer       | GER | 21.94    | Hamza Mohamed             | EGY | 20.58    |
| 2015  | Adrian Piperi           | USA | 22.00    | Szymon Mazur         | POL | 21.77    | Wictor Petersson          | SWE | 21.56    |
| <b>Discus Throw (1.5Kg)</b>   |                         |     |          |                      |     |          |                           |     |          |
| 1999  | Chang Ming-Huang        | TPE | 64.14    | Zhang Huabing        | CHN | 58.36    | Raine Munukka             | FIN | 56.52    |
| 2001  | Khalid Al-Suwaidi       | QAT | 62.67    | Robert Harting       | GER | 62.04    | Omad El Ghafaly           | EGY | 61.06    |
| 2003  | Ronnie Buckley          | AUS | 64.34    | Wu Jian              | CHN | 63.18    | Wang Yao-Hui              | TPE | 60.00    |
| 2005  | Ali Shahrokhi           | IRI | 61.07    | Osmel Charlot        | CUB | 60.17    | António Vital e Silva     | POR | 59.30    |
| 2007  | Mykyta Nesterenko       | UKR | 68.54    | Marin Premeru        | CRO | 64.20    | Andrius Gudžius           | LTU | 61.59    |
| 2009  | Hamid Mansoor           | SYR | 64.20    | Ryan Crouser         | USA | 61.64    | Traves Smikle             | JAM | 61.22    |
| 2011  | Fedrick Dacres          | JAM | 67.05    | Ethan Cochran        | USA | 61.37    | Gerhard de Beer           | RSA | 60.63    |
| 2013  | Matt Denny              | AUS | 67.54    | Henning Prüfer       | GER | 65.62    | Cheng Yulong              | CHN | 62.80    |
| 2015  | Werner Visser           | RSA | 64.24    | Wang Yuhan           | CHN | 60.33    | George Evans              | GBR | 60.22    |
| <b>Hammer Throw (5Kg)</b>   |                         |     |          |                      |     |          |                           |     |          |
| 1999  | Krisztián Pars          | HUN | 74.76    | Oleksandr Lutsenko   | UKR | 73.68    | Aleksey Yeliseyev         | RUS | 73.68    |
| 2001  | József Horváth          | HUN | 80.11    | Werner Smit          | RSA | 79.48    | Kirill Ikonnikov          | RUS | 77.75    |
| 2003  | Mikhail Levin           | RUS | 76.41    | Kristóf Németh       | HUN | 75.59    | Sándor Pálhegyi           | HUN | 75.47    |
| 2005  | Sándor Pálhegyi         | HUN | 81.89    | Artem Vynnyk         | UKR | 77.88    | Alex Smith                | GBR | 73.77    |
| 2007  | Andriy Martynyuk        | UKR | 76.09    | Dániel Szabó         | HUN | 75.30    | Richard Olbrich           | GER | 75.18    |
| 2009  | Chen Hongqiu            | CHN | 74.93    | Suhrob Hodjaev       | TJK | 73.29    | Tomás Kružliak            | SVK | 72.17    |
| 2011  | Bence Pásztor           | HUN | 82.60    | Özkan Baltacı        | TUR | 78.63    | Sergiy Reheda             | UKR | 74.06    |
| 2013  | Matija Gregurić         | CRO | 79.38    | Pavel Paliakou       | BLR | 79.02    | Matt Denny                | AUS | 78.67    |
| 2015  | Hlib Piskunov           | UKR | 84.91    | Myhaylo Havrylyuk    | UKR | 78.93    | Ned Weatherly             | AUS | 77.60    |
| <b>Javelin Throw (700gm)</b>  |                         |     |          |                      |     |          |                           |     |          |
| 1999  | Joachim Kiteau          | FRA | 79.65    | Saku Kuusisto        | FIN | 78.73    | Aleksandr Ivanov          | RUS | 78.65    |
| 2001  | Teemu Wirkkala          | FIN | 76.18    | Hamad Khalifa        | QAT | 73.56    | Tero Järvenpää            | FIN | 68.85    |
| 2003  | Júlio César de Oliveira | BRA | 81.16    | Robert Oosthuizen    | RSA | 81.07    | Raldu Potgieter           | RSA | 75.56    |
| 2005  | Noël Meyer              | RSA | 80.52    | Roman Avramenko      | UKR | 79.22    | Victor Fatecha            | PAR | 77.21    |
| 2007  | Tuomas Laaksonen        | FIN | 79.71    | Hamish Peacock       | AUS | 76.31    | Edgars Rūtiņš             | LAT | 74.65    |
| 2009  | Huang Shih-Feng         | TPE | 74.00    | Killian Durechou     | FRA | 73.54    | Braian Toledo             | ARG | 73.44    |
| 2011  | Reinhard van Zyl        | RSA | 82.96    | Morné Moolman        | RSA | 80.99    | Zhang Guisheng            | CHN | 77.62    |
| 2013  | Matija Muhar            | SLO | 78.84    | Norbert Rivasz-Tóth  | HUN | 78.27    | Pablo Bugallo             | ESP | 76.63    |
| 2015  | Paul Jacobus Botha      | RSA | 78.49    | Niklas Kaul          | GER | 78.05    | Vladislav Polyunin        | UZB | 76.77    |
| <b>Octathlon (From 2001, replaced with Decathlon from 2015) (91.4cm hurdles, 5Kg SP &amp; 700gm JT)</b> |                         |     |          |                      |     |          |                           |     |          |
| 2001  | Rene Oruman             | EST | 6219     | Essa Mufarrak        | KSA | 6024     | Jason Dudley              | AUS | 5997     |
| 2003  | Andrés Silva            | URU | 6456     | Andrey Kravchenko    | BLR | 6366     | Lukás Patera              | CZE | 6316     |
| 2005  | Yordani García          | CUB | 6482     | Matthias Prey        | GER | 6282     | Claiton Sabino            | BRA | 6218     |
| 2007  | Shane Brathwaite        | BAR | 6261     | Jaroslav Hedvicák    | CZE | 6212     | Adam Bevis                | AUS | 6212     |
| 2009  | Kevin Mayer             | FRA | 6478     | Mohammed Al-Mannai   | QAT | 6232     | Steffen Klink             | GER | 6217     |
| 2011  | Jake Stein              | AUS | 6491     | Fredrick Ekholm      | SWE | 6127     | Felipe dos Santos         | BRA | 5966     |
| 2013  | Karsten Warholm         | NOR | 6451     | Feliks Shestopalov   | RUS | 6260     | Jan Doležal               | CZE | 6222     |
| <b>Decathlon (From 2015) (91.4cm hurdles, 5Kg SP, 1.5Kg DT &amp; 700gm JT)</b>                          |                         |     |          |                      |     |          |                           |     |          |
| 2015  | Niklas Kaul             | GER | 8002     | Ludovic Besson       | FRA | 7678     | Hans-Christian Hausenberg | EST | 7657     |
| <b>10,000 Metres Walk</b>   |                         |     |          |                      |     |          |                           |     |          |
| 1999  | Yevgeniy Demkov         | RUS | 42:26.07 | Aleksandr Stokov     | RUS | 42:36.52 | Takayuki Tanii            | JPN | 42:40.86 |
| 2001  | Vladimir Kanaykin       | RUS | 42:55.75 | Mikalai Sereдович    | BLR | 43:44.32 | Francisco Flores          | MEX | 43:53.13 |
| 2003  | Aleksandr Prokhorov     | RUS | 42:16.16 | Makoto Sawada        | JPN | 42:17.62 | Vyacheslav Golovin        | RUS | 42:37.15 |
| 2005  | Sergey Morozov          | RUS | 42:26.92 | Vladimir Akhmetov    | RUS | 42:32.81 | Yusuke Suzuki             | JPN | 42:43.22 |
| 2007  | Stanislav Yemelyanov    | RUS | 41:49.91 | Pedro Gómez          | MEX | 43:11.87 | Vito Di Bari              | ITA | 43:36.13 |
| 2009  | Hagen Pohle             | GER | 41:35.99 | Dementiy Cheparev    | RUS | 41:53.76 | Igor Lyashchenko          | UKR | 42:01.90 |
| 2011  | Pavel Parshin           | RUS | 40:51.31 | Kenny Pérez          | COL | 40:59.25 | Erwin González            | MEX | 41:09.60 |
| 2013  | Toshikazu Yamanishi     | JPN | 41:53.80 | Maksim Krasnov       | RUS | 42:03.10 | Diego García              | ESP | 42:03.32 |
| 2015  | Sergey Shirobokov       | RUS | 42:24.41 | Zhang Jun            | CHN | 42:33.68 | Federico González         | MEX | 42:54.55 |
| <b>4 x 100 Metres Relay (1999 only)</b>   |                         |     |          |                      |     |          |                           |     |          |
| 1999  | Jamaica                 |     | 40.03    | Japan                |     | 40.14    | Germany                   |     | 41.13    |

| YEAR   | GOLD          |         | SILVER            |         | BRONZE       |         |
|--|---------------|---------|-------------------|---------|--------------|---------|
| <b>Medley Relay</b> (Not continued after 2013) (400m-300m-200m-100m in 1999, 100m-200m-300m-400m thereafter) |               |         |                   |         |              |         |
| 1999   | United States | 1:51.29 | South Africa      | 1:52.49 | Japan        | 1:54.10 |
| 2001   | Poland        | 1:50.46 | United States     | 1:50.90 | South Africa | 1:51.35 |
| 2003   | United States | 1:52.03 | Poland            | 1:53.08 | Japan        | 1:53.11 |
| 2005   | United States | 1:51.19 | Trinidad & Tobago | 1:52.51 | Saudi Arabia | 1:52.89 |
| 2007   | United States | 1:51.34 | Japan             | 1:51.42 | Jamaica      | 1:52.18 |
| 2009   | United States | 1:50.33 | Brazil            | 1:52.66 | Japan        | 1:52.82 |
| 2011   | United States | 1:49.47 | Japan             | 1:50.69 | France       | 1:51.81 |
| 2013   | Jamaica       | 1:49.23 | United States     | 1:50.14 | Japan        | 1:50.52 |

**WOMEN****100 Metres**

|      |                    |     |       |                   |     |       |                     |     |       |      |
|------|--------------------|-----|-------|-------------------|-----|-------|---------------------|-----|-------|------|
| 1999 | Veronica Campbell  | JAM | 11.49 | Lisa Sharpe       | JAM | 11.52 | Adrianna Lamalle    | FRA | 11.66 | 0.6  |
| 2001 | Allyson Felix      | USA | 11.57 | Kerron Stewart    | JAM | 11.72 | Zuzana Kosová       | CZE | 11.83 | 0.5  |
| 2003 | Jessica Onyepunuka | USA | 11.31 | Krystin Lacy      | USA | 11.50 | Kelly-Ann Baptiste  | TRI | 11.58 | 1.8  |
| 2005 | Bianca Knight      | USA | 11.38 | Ebony Collins     | USA | 11.44 | Schillonie Calvert  | JAM | 11.44 | -0.1 |
| 2007 | Asha Philip        | GBR | 11.46 | Rosângela Santos  | BRA | 11.46 | Ashlee Nelson       | GBR | 11.58 | -0.9 |
| 2009 | Jodie Williams     | GBR | 11.39 | Allison Peter     | ISV | 11.47 | Ashton Purvis       | USA | 11.48 | 0.7  |
| 2011 | Jennifer Madu      | USA | 11.57 | Myasia Jacobs     | USA | 11.61 | Christania Williams | JAM | 11.63 | -0.5 |
| 2013 | Ky Westbrook       | USA | 11.33 | Ariana Washington | USA | 11.40 | Angela Tenorio      | ECU | 11.41 | -0.8 |
| 2015 | Candace Hill       | USA | 11.08 | Khalifa St. Fort  | TTO | 11.19 | Jayla Kirkland      | USA | 11.41 | 0.0  |

**200 Metres**

|      |                     |     |       |                      |     |       |                  |     |       |      |
|------|---------------------|-----|-------|----------------------|-----|-------|------------------|-----|-------|------|
| 1999 | LaShauntea Moore    | USA | 23.38 | Melanie Walker       | JAM | 23.72 | Ana López        | CUB | 23.97 | -0.1 |
| 2001 | Angel Perkins       | USA | 23.07 | Amy Spencer          | GBR | 23.45 | Zuzana Kosová    | CZE | 23.98 | 0.3  |
| 2003 | Anneisha McLaughlin | JAM | 23.26 | Courtney Champion    | USA | 23.56 | Cleo Tyson       | USA | 23.67 | -0.4 |
| 2005 | Aymée Martínez      | CUB | 22.99 | Bianca Knight        | USA | 23.33 | Latoya King      | JAM | 23.57 | 0.7  |
| 2007 | Bárbara Leôncio     | BRA | 23.50 | Chalonda Goodman     | USA | 23.54 | Nivea Smith      | BAH | 23.69 | -1.9 |
| 2009 | Jodie Williams      | GBR | 23.08 | Allison Peter        | ISV | 23.08 | Ashton Purvis    | USA | 23.15 | 0.9  |
| 2011 | Desiree Henry       | GBR | 23.25 | Christian Brennan    | CAN | 23.47 | Shericka Jackson | JAM | 23.62 | -0.1 |
| 2013 | Irene Ekelund       | SWE | 22.92 | Ariana Washington    | USA | 23.20 | Hannah Cunliffe  | USA | 23.44 | -0.1 |
| 2015 | Candace Hill        | USA | 22.43 | Lauren Rain Williams | USA | 22.90 | Nicola De Bruyn  | RSA | 23.38 | -0.7 |

**400 Metres**

|      |                   |     |       |                       |     |       |                     |     |       |
|------|-------------------|-----|-------|-----------------------|-----|-------|---------------------|-----|-------|
| 1999 | Monique Henderson | USA | 52.28 | Helen Okpanachi       | NGR | 52.38 | Norma González      | COL | 52.39 |
| 2001 | Stephanie Smith   | USA | 52.19 | Jerrika Chapple       | USA | 52.80 | Anneisha McLaughlin | JAM | 53.35 |
| 2003 | Natasha Hastings  | USA | 53.41 | Antonina Krivoschapka | RUS | 53.54 | Jaimée-Lee Hoebgen  | AUS | 53.78 |
| 2005 | Nawal Al-Jak      | SUD | 51.19 | Danijela Grgić        | CRO | 51.30 | Aymée Martínez      | CUB | 52.04 |
| 2007 | Yuliya Baraley    | UKR | 53.57 | Latoya McDermott      | JAM | 54.12 | Alexandra Stuková   | SVK | 54.46 |
| 2009 | Ebony Eutsey      | USA | 52.88 | Michelle Brown        | USA | 53.44 | Sandra Wagner       | SWE | 53.52 |
| 2011 | Shaunae Miller    | BAH | 51.84 | Christian Brennan     | CAN | 52.12 | Olivia James        | JAM | 52.14 |
| 2013 | Sabrina Bakare    | GBR | 52.77 | Olivia Baker          | USA | 53.38 | Tiffany James       | JAM | 53.56 |
| 2015 | Salwa Eid Nasser  | BRN | 51.50 | Lynna Irby            | USA | 51.79 | Catherine Reid      | GBR | 52.25 |

**800 Metres**

|      |                         |     |         |                    |     |         |                        |     |         |
|------|-------------------------|-----|---------|--------------------|-----|---------|------------------------|-----|---------|
| 1999 | Georgie Clarke          | AUS | 2:05.90 | Tetyana Petlyuk    | UKR | 2:06.97 | Mihaela Olaru          | ROU | 2:08.20 |
| 2001 | Cherotich Kipkorir Ruto | KEN | 2:05.50 | Veronika Plesarová | CZE | 2:06.01 | Carlene Robinson       | JAM | 2:06.18 |
| 2003 | Mariya Chapayeva        | RUS | 2:03.40 | Olga Cristea       | MDA | 2:04.30 | Larisa Arcip           | ROU | 2:04.31 |
| 2005 | Flavious Kwamboka       | KEN | 2:07.42 | Winny Chebet       | KEN | 2:08.15 | Katherine Katsanevakis | AUS | 2:08.35 |
| 2007 | Mirela Lavric           | ROU | 2:04.29 | Alison Leonard     | GBR | 2:05.36 | Juana Méndez           | CUB | 2:05.42 |
| 2009 | Cherono Koech           | KEN | 2:01.67 | Ciara Mageean      | IRL | 2:03.07 | Rowena Cole            | GBR | 2:03.83 |
| 2011 | Ajee' Wilson            | USA | 2:02.64 | Wang Chunyu        | CHN | 2:03.23 | Jessica Judd           | GBR | 2:03.43 |
| 2013 | Aníta Hinriksdóttir     | ISL | 2:01.13 | Dureti Edao        | ETH | 2:03.25 | Raevyn Rogers          | USA | 2:03.32 |
| 2015 | Sammy Watson            | USA | 2:03.54 | Gadese Ejara       | ETH | 2:03.67 | Marta Zenoni           | ITA | 2:04.15 |

**1500 Metres**

|      |                   |     |         |                        |     |         |                   |     |         |
|------|-------------------|-----|---------|------------------------|-----|---------|-------------------|-----|---------|
| 1999 | Zanelle Grobler   | RSA | 4:23.06 | Chibiwott Kibet        | KEN | 4:24.43 | Elaine du Plessis | RSA | 4:24.59 |
| 2001 | Georgie Clarke    | AUS | 4:14.08 | Florence Kyalo         | KEN | 4:15.71 | Sentayehu Ejigu   | ETH | 4:17.51 |
| 2003 | Alem Techale      | ETH | 4:17.41 | Jelena Stina           | LAT | 4:17.43 | Joyce Musungu     | KEN | 4:17.65 |
| 2005 | Sheila Chepkirui  | KEN | 4:12.29 | Yuriko Kobayashi       | JPN | 4:13.96 | Bizunesh Urgesa   | ETH | 4:19.34 |
| 2007 | Sammary Cherotich | KEN | 4:15.47 | Jordan Hasay           | USA | 4:17.24 | Sheila Chepkirui  | KEN | 4:19.26 |
| 2009 | Nelly Ngeiywo     | KEN | 4:12.76 | Gete Dima              | ETH | 4:15.16 | Amela Terzić      | SRB | 4:16.71 |
| 2011 | Faith Kipyegon    | KEN | 4:09.48 | Senbere Teferi         | ETH | 4:10.54 | Genet Tibieso     | ETH | 4:11.56 |
| 2013 | Tigist Gashaw     | ETH | 4:14.25 | Dawit Seyaum           | ETH | 4:15.51 | Alexa Efraimson   | USA | 4:16.07 |
| 2015 | Bedatu Hirpa      | ETH | 4:12.92 | Dailah Abdelkadir Gosa | BRN | 4:13.35 | Joyline Cherotich | KEN | 4:15.20 |

| YEAR   | GOLD                  |     |         | SILVER                 |     |         | BRONZE                    |     |         |      |
|--|-----------------------|-----|---------|------------------------|-----|---------|---------------------------|-----|---------|------|
| <b>3000 Metres</b>                                   |                       |     |         |                        |     |         |                           |     |         |      |
| 1999   | Alice Timbilil        | KEN | 9:01.99 | Meseret Defar          | ETH | 9:02.08 | Vivian Cheruiyot          | KEN | 9:04.42 |      |
| 2001   | Sally Chepyego        | KEN | 9:09.05 | Mestewat Tufa          | ETH | 9:11.60 | Fridah Domongole          | KEN | 9:12.70 |      |
| 2003   | Siham Hilali          | MAR | 9:12.70 | Pasalia Kipkoech       | KEN | 9:13.77 | Yuko Nohara               | JPN | 9:14.82 |      |
| 2005   | Veronica Wanjiru      | KEN | 9:01.61 | Pauline Korikwiang     | KEN | 9:05.42 | Hitomi Niiya              | JPN | 9:10.34 |      |
| 2007   | Mercy Cheronu         | KEN | 8:53.94 | Mahlet Melese          | ETH | 8:56.98 | Sule Utara                | ETH | 9:06.48 |      |
| 2009   | Purity Rionoripo      | KEN | 9:03.79 | Jackline Chepngeno     | KEN | 9:05.93 | Genet Yalew               | ETH | 9:08.95 |      |
| 2011   | Gotytom Gebreslase    | ETH | 8:56.36 | Ziporah Kingori        | KEN | 8:56.82 | Caroline Kipkirui         | KEN | 8:58.63 |      |
| 2013   | Lilian Rengeruk       | KEN | 8:58.74 | Berhan Demisse         | ETH | 9:00.06 | Silenat Yismaw            | ETH | 9:01.63 |      |
| 2015   | Shuru Bulu            | ETH | 9:01.12 | Emily Kipchumba        | KEN | 9:02.92 | Sheila Chelangat          | KEN | 9:04.54 |      |
| <b>2000 Metres Steeplechase</b> (From 2007) (76.2cm) |                       |     |         |                        |     |         |                           |     |         |      |
| 2007   | Caroline Chepkurui    | KEN | 6:22.30 | Christine Mayanga      | KEN | 6:22.49 | Karoline Bjerkeli Grøvdal | NOR | 6:25.30 |      |
| 2009   | Korahubsh Itaa        | ETH | 6:11.83 | Lucia Muangi           | KEN | 6:11.90 | Halima Hassen             | ETH | 6:16.83 |      |
| 2011   | Norah Tanui           | KEN | 6:16.41 | Fadwa Sidi Madane      | MAR | 6:20.98 | Lilian Chemweno           | KEN | 6:21.85 |      |
| 2013   | Roseflina Chepngetich | KEN | 6:14.60 | Daisy Jepkemei         | KEN | 6:15.12 | Woynshet Ansa             | ETH | 6:30.05 |      |
| 2015   | Celliphine Chespol    | KEN | 6:17.15 | Sandra Tuei            | KEN | 6:19.61 | Agrie Belachew            | ETH | 6:34.68 |      |
| <b>100 Metres Hurdles</b> (76.2cm)                   |                       |     |         |                        |     |         |                           |     |         |      |
| 1999   | Adrianna Lamalle      | FRA | 13.08   | Maren Freisen          | GER | 13.42   | Annay Tejada              | CUB | 13.45   | -0.4 |
| 2001   | Kathrin Geissler      | GER | 13.49   | Ashley Lodree          | USA | 13.75   | Carla Fick                | RSA | 13.75   | 0.4  |
| 2003   | Sally McLellan        | AUS | 13.42   | Latoya Greaves         | JAM | 13.49   | Domenique Manning         | USA | 13.60   | -1.9 |
| 2005   | April Williams        | USA | 13.23   | Natasha Ruddock        | JAM | 13.38   | Theresa Lewis             | USA | 13.39   | 1.1  |
| 2007   | Julian Purvis         | USA | 13.41   | Shermaine Williams     | JAM | 13.48   | Anne Zagre                | BEL | 13.58   | -1.3 |
| 2009   | Isabelle Pedersen     | NOR | 13.23   | Kori Carter            | USA | 13.26   | Bridgette Owens           | USA | 13.39   | 0.3  |
| 2011   | Trinity Wilson        | USA | 13.11   | Noemi Zbären           | SUI | 13.17   | Kendell Williams          | USA | 13.28   | -0.1 |
| 2013   | Yanique Thompson      | JAM | 12.94   | Dior Hall              | USA | 13.01   | Mikiah Brisco             | USA | 13.29   | 0.0  |
| 2015   | Maribel Caicedo       | ECU | 13.04   | Brittley Humphrey      | USA | 13.22   | Sarah Koutouan            | FRA | 13.29   | 0.1  |
| <b>400 Metres Hurdles</b> (76.2cm)                   |                       |     |         |                        |     |         |                           |     |         |      |
| 1999   | Jana Pittman          | AUS | 57.87   | Wu Jieya               | CHN | 58.32   | Patricia Hall             | JAM | 58.67   |      |
| 2001   | Camille Robinson      | JAM | 58.72   | Kimberly Crow          | AUS | 59.28   | Olga Nikolayeva           | RUS | 59.41   |      |
| 2003   | Zuzana Hejnová        | CZE | 57.54   | Yekaterina Kostetskaya | RUS | 58.37   | MacKenzie Hill            | USA | 59.15   |      |
| 2005   | Ebony Collins         | USA | 55.96   | Lauren Boden           | AUS | 58.30   | Aya Miyahara              | JPN | 59.62   |      |
| 2007   | Dalilah Muhammad      | USA | 57.25   | Andreea Ionescu        | ROU | 57.33   | Ryann Kraiss              | USA | 57.50   |      |
| 2009   | Vera Rudakova         | RUS | 57.83   | Danielle Dowie         | JAM | 58.62   | Déborah Rodríguez         | URU | 59.71   |      |
| 2011   | Nnenna Hailey         | USA | 57.93   | Sarah Carli            | AUS | 58.05   | Surian Hechavarría        | CUB | 58.37   |      |
| 2013   | Helene Swanepoel      | RSA | 58.08   | Tia Adana Belle        | BAR | 58.42   | Lisa-Marie Jacoby         | GER | 58.75   |      |
| 2015   | Sydney McLaughlin     | USA | 55.94   | Xahria Santiago        | CAN | 56.79   | Brandee Johnson           | USA | 57.47   |      |
| <b>High Jump</b>                                     |                       |     |         |                        |     |         |                           |     |         |      |
| 1999   | Anna Chichirova       | RUS | 1.89    | Renáta Medgyesová      | SVK | 1.83    | Gaëlle Niaré              | FRA | 1.79    |      |
| 2001   | Aileen Wilson         | GBR | 1.87    | Petrina Price          | AUS | 1.81    | Lavern Spencer            | LCA | 1.81    |      |
| 2003   | Irina Kovalenko       | UKR | 1.92    | Svetlana Shkolina      | RUS | 1.86    |                           |     |         |      |
|  |                       |     |         | Annett Engel           | GER | 1.86    |                           |     |         |      |
| 2005   | Gu Biwei              | CHN | 1.87    | Sophia Begg            | AUS | 1.85    | Yekaterina Yevseyeva      | KAZ | 1.85    |      |
| 2007   | Natalya Mamlina       | RUS | 1.89    | Misha-Gaye DaCosta     | JAM | 1.84    | Aleksandrina Klimentinova | BUL | 1.81    |      |
|  |                       |     |         |                        |     |         | Elena Vallortigara        | ITA | 1.81    |      |
| 2009   | Alessia Trost         | ITA | 1.87    | Amy Pejovic            | AUS | 1.85    |                           |     |         |      |
|  |                       |     |         | Mariya Kuchina         | RUS | 1.85    |                           |     |         |      |
| 2011   | Ligia Grozav          | ROU | 1.87    | Iryna Herashchenko     | UKR | 1.87    | Chanice Porter            | JAM | 1.82    |      |
| 2013   | Eleanor Patterson     | AUS | 1.88    | Erika Furlani          | ITA | 1.82    | Ghizlane Siba             | MAR | 1.79    |      |
|  |                       |     |         |                        |     |         | Julia du Plessis          | RSA | 1.79    |      |
| 2015   | Michaela Hrubá        | CZE | 1.90    | Ieva Turke             | LAT | 1.82    | Lada Pejchalová           | CZE | 1.82    |      |
| <b>Pole Vault</b>                                    |                       |     |         |                        |     |         |                           |     |         |      |
| 1999   | Yelena Isinbaeva      | RUS | 4.10    | Floé Kühnert           | GER | 4.05    | Vanessa Boslak            | FRA | 4.00    |      |
| 2001   | Silke Spiegelburg     | GER | 4.00    | Aleksandra Kiryashova  | RUS | 4.00    | Anna Olko                 | POL | 3.95    |      |
| 2003   | Lisa Ryzih            | GER | 4.05    | Svetlana Makarevich    | BLR | 4.00    | Charmaine Lucock          | AUS | 4.00    |      |
| 2005   | Ekateríni Stefanídi   | GRE | 4.30    | Keisa Monterola        | VEN | 4.30    | Yu Shuo                   | CHN | 4.20    |      |
| 2007   | Vicky Parnov          | AUS | 4.35    | Ekateríni Stefanídi    | GRE | 4.25    | Petra Olsen               | SWE | 4.05    |      |
| 2009   | Angelica Bengtsson    | SWE | 4.32    | Michaela Meijer        | SWE | 4.10    | Felícia Horváth           | HUN | 4.00    |      |
|  |                       |     |         |                        |     |         | Tatyana Stetsyuk          | RUS | 4.00    |      |
| 2011   | Desiree Singh         | GER | 4.25    | Liz Parnov             | AUS | 4.20    | Lucy Bryan                | GBR | 4.10    |      |
| 2013   | Rosbeilys Peinado     | VEN | 4.25    | Alyona Lutkovskaya     | RUS | 4.15    | Krista Obizajeva          | LAT | 4.05    |      |
| 2015   | Elienor Werner        | SWE | 4.26    | Phillipa Hajdasz       | AUS | 4.05    |                           |     |         |      |
|  |                       |     |         | Chen Qiaoling          | CHN | 4.05    |                           |     |         |      |



| YEAR   | GOLD                     |     |        | SILVER                       |     |       | BRONZE                |     |        |
|--|--------------------------|-----|--------|------------------------------|-----|-------|-----------------------|-----|--------|
| <b>Long Jump</b>   |                          |     |        |                              |     |       |                       |     |        |
| 1999   | Zhou Yangxia             | CHN | 6.29   | Jenniina Halkoaho            | FIN | 6.24  | Alina Militaru        | ROU | 6.22   |
| 2001   | Shermin Oksuz            | AUS | 6.41   | Elena Anghelescu             | ROU | 6.32  | Angela Dies           | GER | 6.03   |
| 2003   | Cristine Spataru         | ROU | 6.41   | Denisa Ščerbová              | CZE | 6.40  | Zhanna Demydova       | UKR | 6.15   |
| 2005   | Arantxa King             | BER | 6.39   | Eloyse Lesueur               | FRA | 6.28  | Cornelia Deiac        | ROU | 6.25   |
| 2007   | Darya Klishina           | RUS | 6.47   | Ivana Španović               | SRB | 6.41  | Mariya Shumilova      | RUS | 6.29   |
| 2009   | Lu Minjia                | CHN | 6.22   | Alina Rotaru                 | ROU | 6.09  | Jennifer Clayton      | USA | 6.05   |
| 2011   | Chanice Porter           | JAM | 6.22   | Anastassia Angioi            | ITA | 6.17  | Marina Buchelnikova   | RUS | 6.11   |
| 2013   | Florentina Marincu       | ROU | 6.42   | Keturah Orji                 | USA | 6.39  | Natalia Chacińska     | POL | 6.22   |
| 2015   | Tara Davis               | USA | 6.41   | Kaiza Karlén                 | SWE | 6.24  | Maja Bedrač           | SLO | 6.22   |
| <b>Triple Jump</b>   |                          |     |        |                              |     |       |                       |     |        |
| 1999   | Mabel Gay                | CUB | 13.82  | Anastasiya Ilina             | RUS | 13.59 | Yusmay Bicet          | CUB | 13.58  |
| 2001   | Alina Popescu            | ROU | 13.76  | Svetlana Bolshakova          | RUS | 13.32 | Michelle Sanford      | USA | 13.22  |
| 2003   | Cristine Spataru         | ROU | 13.86  | Elina Sorsa                  | FIN | 12.95 | Alíki Askitopoúlou    | GRE | 12.93  |
| 2005   | Sha Li                   | CHN | 13.81  | Kaire Leibak                 | EST | 13.74 | Cristina Bujin        | ROU | 13.23  |
| 2007   | Dailenis Alcántara       | CUB | 13.63  | Yosleidis Rivalta            | CUB | 13.32 | Maja Bratkic          | SLO | 12.96  |
| 2009   | Yana Borodina            | RUS | 13.63  | Deng Lina                    | CHN | 13.57 | Valeriya Kanatova     | UZB | 13.45  |
| 2011   | Sokhna Galle             | FRA | 13.62w | Li Jingyu                    | CHN | 13.57 | Ana Peleteiro         | ESP | 12.92w |
| 2013   | Florentina Marincu       | ROU | 13.75  | Wang Rong                    | CHN | 13.69 | Keturah Orji          | USA | 13.69  |
| 2015   | Georgiana Iuliana Anitei | ROU | 13.49  | Zeng Rui                     | CHN | 13.04 | Yanna Anay Armenteros | CUB | 13.04  |
| <b>Shot Put (4Kg in 1999-2011, 3Kg thereafter)</b>   |                          |     |        |                              |     |       |                       |     |        |
| 1999   | Hong Mei                 | CHN | 15.57  | Natalya Kharanenko           | BLR | 15.57 | Chiara Rosa           | ITA | 14.64  |
| 2001   | Valerie Adams            | NZL | 16.87  | Michelle Carter              | USA | 15.23 | Yullia Leantsiuk      | BLR | 15.08  |
| 2003   | Jiang Limin              | CHN | 15.60  | Magdalena Sobieszek          | POL | 15.42 | Marli Knoetze         | RSA | 15.10  |
| 2005   | Simoné du Toit           | RSA | 16.33  | Li Bo                        | CHN | 15.92 | Dani Samuels          | AUS | 15.53  |
| 2007   | Aliona Hryshko           | BLR | 15.91  | Samira Burkhardt             | GER | 15.36 | Sophie Kleeberg       | GER | 14.94  |
| 2009   | Lena Urbaniak            | GER | 15.28  | Margaret Satupai             | SAM | 14.96 | Dong Yangzi           | CHN | 14.65  |
| 2011   | Guo Tianqian             | CHN | 15.24  | Sophie McKinna               | GBR | 14.90 | Katinka Urbaniak      | GER | 14.71  |
| 2013   | Emel Dereli              | TUR | 20.14  | Alyona Bugakova              | RUS | 18.60 | Ashlie Blake          | USA | 17.57  |
| 2015   | Julia Ritter             | GER | 18.53  | Sophia Rivera                | USA | 17.93 | Kristina Rakočević    | MNE | 17.49  |
| <b>Discus Throw (1Kg)</b>  |                          |     |        |                              |     |       |                       |     |        |
| 1999   | Hong Mei                 | CHN | 52.18  | Julia Bremser                | GER | 51.83 | Deborah Lovely        | AUS | 49.14  |
| 2001   | Ma Xuejun                | CHN | 54.93  | Darya Pishchalnikova         | RUS | 49.37 | Amarachi Ukabam       | USA | 46.13  |
| 2003   | Lisandra Rodríguez       | CUB | 48.56  | Julie Bennell                | AUS | 48.32 | Kristina Gehrig       | GER | 48.31  |
| 2005   | Dani Samuels             | AUS | 54.09  | Simoné du Toit               | RSA | 52.10 | Kamorean Hayes        | USA | 49.64  |
| 2007   | Julia Fischer            | GER | 51.39  | Sandra Perković              | CRO | 51.25 | Jin Yuanyuan          | CHN | 51.20  |
| 2009   | Li Shanshan              | CHN | 51.65  | Alex Collatz                 | USA | 50.09 | Shanice Craft         | GER | 49.15  |
| 2011   | Rosalía Vázquez          | CUB | 53.51  | Liang Yan                    | CHN | 52.89 | Shelbi Vaughan        | USA | 52.58  |
| 2013   | Xie Yuchen               | CHN | 56.34  | Claudine Vita                | GER | 52.59 | Liang Xingyun         | CHN | 51.50  |
| 2015   | Alexandra Emilianov      | MDA | 52.78  | Kristina Rakočević           | MNE | 51.41 | Samantha Peace        | AUS | 50.59  |
| <b>Hammer Throw (4Kg in 1999-2011, 3Kg thereafter)</b>   |                          |     |        |                              |     |       |                       |     |        |
| 1999   | Kamila Skolimowska       | POL | 63.94  | Yunaika Crawford             | CUB | 57.56 | Ivana Brkljačić       | CRO | 55.69  |
| 2001   | Andrea Kéri              | HUN | 59.86  | Berta Castells               | ESP | 59.65 | Maria Smaliachkova    | BLR | 59.16  |
| 2003   | Valentina Srša           | CRO | 61.18  | Mariya Bepalova              | RUS | 57.81 | Johanna Hoppe         | GER | 56.46  |
| 2005   | Bianca Perie             | ROU | 62.27  | Anna Bulgakova               | RUS | 62.05 | Dóra Lévai            | HUN | 58.80  |
| 2007   | Bianca Perie             | ROU | 64.61  | Andriana Papadopoulou-Fatála | GRE | 56.32 | Barbara Špiler        | SLO | 55.97  |
| 2009   | Barbara Špiler           | SLO | 59.33  | Kivilcim Kaya                | TUR | 57.91 | Bianca Lazăr          | ROU | 56.41  |
| 2011   | Louisa James             | GBR | 57.13  | Malwina Kopron               | POL | 57.03 | Roxana Perie          | ROU | 56.75  |
| 2013   | Réka Gyurátz             | HUN | 73.20  | Helga Völgyi                 | HUN | 71.95 | Valeriya Semenkov     | UKR | 68.62  |
| 2015   | Haruka Kitaguchi         | JPN | 60.35  | Stella Weinberg              | NOR | 57.11 | Laine Donane          | LAT | 56.15  |
| <b>Javelin Throw (600gm in 1999-2011, 500gm thereafter)</b>  |                          |     |        |                              |     |       |                       |     |        |
| 1999   | Olivia Norris            | GER | 52.03  | Xénia Frajka                 | HUN | 49.76 | Galina Kakhova        | BLR | 49.62  |
| 2001   | Kimberly Mickle          | AUS | 51.83  | Justine Robbeson             | RSA | 51.54 | Andrea Květová        | CZE | 51.49  |
| 2003   | Xue Juan                 | CHN | 56.82  | Shin Bo-Ra                   | KOR | 53.74 | Vivian Zimmer         | GER | 52.20  |
| 2005   | Zhang Li                 | CHN | 56.66  | Vira Rebryk                  | UKR | 56.16 | Yanet Cruz            | CUB | 51.66  |
| 2007   | Tazmin Brits             | RSA | 51.71  | Carita Hinkka                | FIN | 51.61 | Sini Kiiski           | FIN | 50.75  |
| 2009   | Anastasiya Svechnikova   | UZB | 53.25  | Wu You                       | CHN | 52.04 | Laura Henkel          | GER | 51.47  |
| 2011   | Christin Hussong         | GER | 59.74  | Sofi Flinck                  | SWE | 54.62 | Monique Cilione       | AUS | 52.77  |
| 2013   | Mackenzie Little         | AUS | 61.47  | Yulenmis Aguilar             | CUB | 59.94 | Anete Kociņa          | LAT | 54.26  |
| 2015   | Haruka Kitaguchi         | JPN | 60.35  | Stella Weinberg              | NOR | 57.11 | Laine Donane          | LAT | 56.15  |
| <b>Heptathlon (From 2001) (76.2cm hurdles, 4Kg/600gm SP/JT in 1999-2011, 3Kg/500gm thereafter)</b> |                          |     |        |                              |     |       |                       |     |        |
| 2001   | Annett Wichmann          | GER | 5470   | Christine Schulz             | GER | 5346  | Amandine Constantin   | FRA | 5296   |
| 2003   | Marisa de Aniceto        | FRA | 5458   | Sarah Kern                   | GER | 5445  | Marina Goncharova     | RUS | 5338   |
| 2005   | Tatyana Chernova         | RUS | 5875   | Yana Panteleyeva             | RUS | 5611  | Diana Rach            | GER | 5481   |

| YEAR | GOLD                      |     |      | SILVER             |     |      | BRONZE              |     |      |
|------|---------------------------|-----|------|--------------------|-----|------|---------------------|-----|------|
| 2009 | Katarina Johnson-Thompson | GBR | 5750 | Laura Ikauniece    | LAT | 5647 | Kira Biesenbach     | GER | 5423 |
| 2011 | Yusleidys Mendietta       | CUB | 5697 | Yorgelis Rodríguez | CUB | 5671 | Marjolein Lindemans | BEL | 5532 |
| 2013 | Celina Leffler            | GER | 5747 | Emma Stenlöf       | SWE | 5590 | Louisa Grauvogel    | GER | 5581 |
| 2015 | Géraldine Ruckstuhl       | SUI | 6037 | Sarah Lagger       | AUT | 5992 | Alina Shukh         | UKR | 5896 |

**5000 Metres Walk**

|      |                   |     |          |                    |     |          |                       |     |          |
|------|-------------------|-----|----------|--------------------|-----|----------|-----------------------|-----|----------|
| 1999 | Tatyana Kozlova   | RUS | 22:31.93 | Maryna Tsikhanova  | BLR | 22:37.54 | Yekaterina Dergunova  | RUS | 22:54.59 |
| 2001 | Jiang Kun         | CHN | 22:49.21 | Ksenia Ishcheykina | RUS | 22:58.43 | Sniazhana Yurchanka   | BLR | 23:28.51 |
| 2003 | Vera Sokolova     | RUS | 22:50.23 | Ann Loughnane      | IRL | 23:37.00 | Noriko Nishide        | JPN | 23:50.69 |
| 2005 | Tatyana Kalmykova | RUS | 22:14.47 | Elmira Alembekova  | RUS | 22:27.17 | Chai Xue              | CHN | 22:34.28 |
| 2007 | Tatyana Kalmykova | RUS | 20:28.05 | Irina Yumanova     | RUS | 21:21.14 | Panayióta Tsinoπούλου | GRE | 22:49.15 |
| 2009 | Yelena Lashmanova | RUS | 22:55.45 | Yanelli Caballero  | MEX | 22:59.27 | Svetlana Vasilyeva    | RUS | 23:00.15 |
| 2011 | Kate Veale        | IRL | 21:45.59 | Mao Yanxue         | CHN | 22:00.15 | Nadezhda Leontyeva    | RUS | 22:00.84 |
| 2013 | Olga Shargina     | RUS | 22:13.91 | Momoko Mizota      | JPN | 22:42.77 | Noemi Stella          | ITA | 22:48.95 |
| 2015 | Ma Zhenxia        | CHN | 22:41.08 | Olga Yeliseyeva    | RUS | 22:45.09 | Ayalnesh Dejene       | ETH | 22:48.25 |

**4 x 100 Metres Relay** (1999 only)

|      |         |       |               |       |        |       |
|------|---------|-------|---------------|-------|--------|-------|
| 1999 | Jamaica | 44.30 | United States | 45.40 | Poland | 45.49 |
|------|---------|-------|---------------|-------|--------|-------|

**Medley Relay** (Not continued after 2013) (400m-300m-200m-100m in 1999, 100m-200m-300m-400m thereafter)

|      |               |         |                        |         |         |         |
|------|---------------|---------|------------------------|---------|---------|---------|
| 1999 | United States | 2:07.71 | Poland                 | 2:09.19 | Ukraine | 2:11.13 |
| 2001 | United States | 2:03.83 | Jamaica                | 2:07.45 | Romania | 2:09.70 |
| 2003 | United States | 2:03.87 | Jamaica                | 2:07.05 | Russia  | 2:07.52 |
| 2005 | United States | 2:03.93 | Australia              | 2:06.58 | Brazil  | 2:06.60 |
| 2007 | United States | 2:05.74 | Jamaica                | 2:06.77 | Canada  | 2:09.08 |
| 2009 | United States | 2:04.32 | Hungary                | 2:09.22 | Romania | 2:09.25 |
| 2011 | Jamaica       | 2:03.42 | United States          | 2:03.92 | Canada  | 2:05.72 |
| 2013 | United States | 2:05.15 | British Virgin Islands | 2:07.40 | Japan   | 2:07.61 |

**Mixed 4 x 400 Metres Relay** (From 2015)

|      |               |         |              |         |        |         |
|------|---------------|---------|--------------|---------|--------|---------|
| 2015 | United States | 3:19.54 | South Africa | 3:23.60 | Canada | 3:23.60 |
|------|---------------|---------|--------------|---------|--------|---------|

**IAAF WORLD CUP IN ATHLETICS** (1977-2006) / **IAAF CONTINENTAL CUP** (2010-)

**Venues** - 1977: Düsseldorf (2-4 Sep); 1979: Montréal (24-26 Aug); 1981: Roma (4-6 Sep); 1985: Canberra (4-6 Oct); 1989: Barcelona (8-10 Sep); 1992: Habana (25-27 Sep); 1994: London (9-11 Sep); 1998: Johannesburg (11-13 Sep); 2002: Madrid (20/21 Sep); 2006: Athína (16/17 Sep); 2010: Split (4/5 Sep); 2014: Marrakech (13/14 Sep); 2018: Ostrava (8/9 Sep)

**World Cup Teams****MEN**

Britain's men's team were disqualified from the 2002 World Cup because their entry for the meeting had been based on performances by Dwain Chambers at that year's European Cup which were subsequently annulled because of a doping violation. However, the individual placings by British team members in Madrid were allowed to stand, though are regarded by the IAAF as non-scoring.

|      |               |     |                    |     |                    |     |
|------|---------------|-----|--------------------|-----|--------------------|-----|
| 1977 | GDR           | 127 | United States      | 120 | FRG                | 112 |
| 1979 | United States | 119 | Europe             | 112 | GDR                | 108 |
| 1981 | Europe        | 147 | GDR                | 130 | United States      | 127 |
| 1985 | United States | 123 | USSR               | 115 | GDR                | 114 |
| 1989 | United States | 133 | Europe             | 127 | Great Britain & NI | 119 |
| 1992 | Africa        | 115 | Great Britain & NI | 103 | Europe             | 99  |
| 1994 | Africa        | 116 | Great Britain & NI | 111 | Americas           | 95  |
| 1998 | Africa        | 111 | Europe             | 119 | Germany            | 103 |
| 2002 | Africa        | 139 | Europe             | 121 | Americas           | 120 |
| 2006 | Europe        | 140 | United States      | 136 | Africa             | 116 |

**WOMEN**

|      |               |       |          |       |          |     |
|------|---------------|-------|----------|-------|----------|-----|
| 1977 | Europe        | 109   | GDR      | 93    | USSR     | 90  |
| 1979 | GDR           | 106   | USSR     | 98    | Europe   | 88  |
| 1981 | GDR           | 120.5 | Europe   | 110   | USSR     | 98  |
| 1985 | GDR           | 121   | USSR     | 105.5 | Europe   | 86  |
| 1983 | GDR           | 124   | USSR     | 106   | Americas | 94  |
| 1992 | Unified Team  | 102   | Europe   | 94    | Americas | 79  |
| 1994 | Europe        | 111   | Americas | 98    | Germany  | 79  |
| 1998 | United States | 96    | Europe   | 94    | Africa   | 88  |
| 2002 | Russia        | 129   | Europe   | 126   | Americas | 111 |
| 2006 | Russia        | 137   | Europe   | 128   | Americas | 117 |

| YEAR                            | FIRST                |       | SECOND        |                     | THIRD       |         |                    |       |         |      |
|---------------------------------|----------------------|-------|---------------|---------------------|-------------|---------|--------------------|-------|---------|------|
| <b>Continental Cup Teams</b>    |                      |       |               |                     |             |         |                    |       |         |      |
| <b>COMBINED MEN &amp; WOMEN</b> |                      |       |               |                     |             |         |                    |       |         |      |
| 2010                            | 1st: Americas        | 422.5 | 2nd: Europe   | 413                 | 3rd: Africa | 295     | 4th: Asia-Pacific  | 292.5 |         |      |
| 2014                            | 1st: Europe          | 447.5 | 2nd: Americas | 390                 | 3rd: Africa | 339     | 4th: Asia-Pacific  | 257.5 |         |      |
| <b>MEN</b>                      |                      |       |               |                     |             |         |                    |       |         |      |
| <b>100 Metres</b>               |                      |       |               |                     |             |         |                    |       |         |      |
| 1977                            | Steve Williams       | USA   | 10.13         | Eugen Ray           | GDR         | 10.15   | Silvio Leonard     | AME   | 10.19   | -0.3 |
| 1979                            | James Sanford        | USA   | 10.17         | Silvio Leonard      | AME         | 10.26   | Marian Woronin     | EUR   | 10.28   | -0.4 |
| 1981                            | Allan Wells          | EUR   | 10.20         | Ernest Obeng        | AFR         | 10.21   | Frank Emmelmann    | GDR   | 10.31   | 0.2  |
| 1985                            | Ben Johnson          | AME   | 10.00         | Chidi Imoh          | AFR         | 10.11   | Frank Emmelmann    | GDR   | 10.17   | -0.4 |
| 1989                            | Linford Christie     | GBR   | 10.10         | Leroy Burrell       | USA         | 10.15   | Daniel Sangouma    | EUR   | 10.17   | 0.5  |
| 1992                            | Linford Christie     | GBR   | 10.21         | Olapade Adeniken    | AFR         | 10.26   | Calvin Smith       | USA   | 10.33   | -0.3 |
| 1994                            | Linford Christie     | GBR   | 10.21         | Olapade Adeniken    | AFR         | 10.25   | Talal Mansoor      | ASI   | 10.31   | -0.3 |
| 1998                            | Obadele Thompson     | AME   | 9.87          | Seun Ogunkoya       | AFR         | 9.92    | Dwain Chambers     | GBR   | 10.03   | -0.2 |
| 2002                            | Uchenna Emedolu      | AFR   | 10.06         | Kim Collins         | AME         | 10.06   | Francis Obikwelu   | EUR   | 10.09   | -0.3 |
| 2006                            | Tyson Gay            | USA   | 9.88          | Francis Obikwelu    | EUR         | 10.09   | Marc Burns         | AME   | 10.14   | 1.1  |
| 2010                            | Christophe Lemaitre  | EUR   | 10.06         | Daniel Bailey       | AME         | 10.10   | Mark Lewis-Francis | EUR   | 10.16   | -0.7 |
| 2014                            | James Dasaolu        | EUR   | 10.03         | Mike Rodgers        | AME         | 10.04   | Femi Ogunode       | APA   | 10.04   | -0.1 |
| <b>200 Metres</b>               |                      |       |               |                     |             |         |                    |       |         |      |
| 1977                            | Clancy Edwards       | USA   | 20.17         | Pietro Mennea       | EUR         | 20.17   | Silvio Leonard     | AME   | 20.30   | 1.0  |
| 1979                            | Silvio Leonard       | AME   | 20.34         | Leszek Dunecki      | EUR         | 20.50   | Peter Okodogbe     | AFR   | 20.69   | 0.0  |
| 1981                            | Mel Lattany          | USA   | 20.21         | Allan Wells         | EUR         | 20.53   | Frank Emmelmann    | GDR   | 20.57   | 0.1  |
| 1985                            | Robson da Silva      | AME   | 20.44         | Frank Emmelmann     | GDR         | 20.51   | Darren Clark       | OCE   | 20.78   | 0.5  |
| 1989                            | Robson da Silva      | AME   | 20.00         | Floyd Heard         | USA         | 20.36   | Olapade Adeniken   | AFR   | 20.38   | 1.9  |
| 1992                            | Robson da Silva      | AME   | 20.56         | Linford Christie    | GBR         | 20.72   | Jeff Williams      | USA   | 20.75   | 0.5  |
| 1994                            | John Regis           | GBR   | 20.45         | Frankie Fredericks  | AFR         | 20.55   | Geir Moen          | EUR   | 20.72   | -1.4 |
| 1998                            | Frankie Fredericks   | AFR   | 19.97         | Gentry Bradley      | USA         | 20.38   | Troy Douglas       | EUR   | 20.40   | 1.3  |
| 2002                            | Francis Obikwelu     | EUR   | 20.18         | Frankie Fredericks  | AFR         | 20.20   | Marlon Devonish    | GBR   | 20.32   | -0.6 |
| 2006                            | Wallace Spearmon     | USA   | 19.87         | Usain Bolt          | AME         | 19.96   | Shingo Suetsugu    | ASI   | 20.30   | 0.1  |
| 2010                            | Wallace Spearmon     | AME   | 19.95         | Churandy Martina    | AME         | 20.47   | Ben Youssef Meité  | AFR   | 20.51   | 0.2  |
| 2014                            | Alonso Edward        | AME   | 19.98         | Rasheed Dwyer       | AME         | 19.98   | Femi Ogunode       | APA   | 20.17   | 0.2  |
| <b>400 Metres</b>               |                      |       |               |                     |             |         |                    |       |         |      |
| 1977                            | Alberto Juantorena   | AME   | 45.36         | Volker Beck         | GDR         | 45.50   | Robert Taylor      | USA   | 45.57   |      |
| 1979                            | El Kashief Hassan    | AFR   | 45.39         | Nikolay Chernetskiy | URS         | 46.06   | Tony Darden        | USA   | 46.12   |      |
| 1981                            | Cliff Wiley          | USA   | 44.88         | Mauro Zuliani       | ITA         | 45.26   | Bert Cameron       | AME   | 45.27   |      |
| 1985                            | Michael Franks       | USA   | 44.47         | Thomas Schönlebe    | GDR         | 44.72   | Innocent Egbunike  | AFR   | 44.99   |      |
| 1989                            | Roberto Hernández    | AME   | 44.58         | Jens Carlowitz      | GDR         | 44.86   | Gabriel Tiacoh     | AFR   | 44.97   |      |
| 1992                            | Sunday Bada          | AFR   | 44.99         | Mark Richardson     | GBR         | 45.86   | Chip Jenkins       | USA   | 46.10   |      |
| 1994                            | Antonio Pettigrew    | USA   | 45.26         | Du'aine Ladejo      | GBR         | 45.44   | Inaldo Sena        | AME   | 45.67   |      |
| 1998                            | Iwan Thomas          | GBR   | 45.33         | Jerome Young        | USA         | 45.37   | Troy McIntosh      | AME   | 45.45   |      |
| 2002                            | Michael Blackwood    | AME   | 44.60         | Ingo Schultz        | GER         | 44.86   | Fawzi Al-Shammari  | ASI   | 45.14   |      |
| 2006                            | LaShawn Merritt      | USA   | 44.54         | Gary Kikaya         | AFR         | 44.66   | Dimitrios Régas    | GRE   | 45.11   |      |
| 2010                            | Jeremy Wariner       | AME   | 44.22         | Ricardo Chambers    | AME         | 44.59   | Michael Bingham    | EUR   | 44.84   |      |
| 2014                            | LaShawn Merritt      | AME   | 44.60         | Isaac Makwala       | AFR         | 44.84   | Youssef Masrahi    | APA   | 45.03   |      |
| <b>800 Metres</b>               |                      |       |               |                     |             |         |                    |       |         |      |
| 1977                            | Alberto Juantorena   | AME   | 1:44.04       | Mike Boit           | AFR         | 1:44.14 | Willi Wülbeck      | FRG   | 1:45.47 |      |
| 1979                            | James Maina-Boi      | AFR   | 1:47.69       | James Robinson      | USA         | 1:47.85 | Willi Wülbeck      | EUR   | 1:47.88 |      |
| 1981                            | Sebastian Coe        | EUR   | 1:46.16       | James Robinson      | USA         | 1:47.31 | Detlef Wagenknecht | GDR   | 1:47.49 |      |
| 1985                            | Sammy Koskei         | AFR   | 1:45.15       | Viktor Kalinkin     | URS         | 1:45.72 | Agberto Guimarães  | AME   | 1:45.80 |      |
| 1989                            | Tom McKean           | GBR   | 1:44.95       | Jens-Peter Herold   | GDR         | 1:45.04 | Nixon Kiprotich    | AFR   | 1:45.08 |      |
| 1992                            | David Sharpe         | GBR   | 1:46.06       | William Tanui       | AFR         | 1:46.14 | Andrea Benvenuti   | EUR   | 1:46.53 |      |
| 1994                            | Mark Everett         | USA   | 1:46.02       | William Tanui       | AFR         | 1:46.84 | Craig Winrow       | GBR   | 1:47.16 |      |
| 1998                            | Nils Schumann        | GER   | 1:48.66       | Mark Everett        | USA         | 1:48.73 | Norberto Téllez    | AME   | 1:48.92 |      |
| 2002                            | Antonio Manuel Reina | ESP   | 1:43.83       | Djabir Saïd-Guerni  | AFR         | 1:44.03 | David Krummenacker | USA   | 1:45.14 |      |
| 2006                            | Youssef Saad Kamel   | ASI   | 1:44.98       | Bram Som            | EUR         | 1:45.13 | Mbulaeni Mulaudzi  | AFR   | 1:45.14 |      |
| 2010                            | David Rudisha        | AFR   | 1:43.37       | Marcin Lewandowski  | EUR         | 1:44.81 | Belal Mansoor Ali  | APA   | 1:44.92 |      |
| 2014                            | Nijel Amos           | AFR   | 1:44.88       | Mohammed Aman       | AFR         | 1:45.34 | Adam Kszczot       | EUR   | 1:45.72 |      |
| <b>1500 Metres</b>              |                      |       |               |                     |             |         |                    |       |         |      |
| 1977                            | Steve Ovett          | EUR   | 3:34.45       | Thomas Wessinghage  | FRG         | 3:35.98 | Jürgen Straub      | GDR   | 3:37.5  |      |
| 1979                            | Thomas Wessinghage   | EUR   | 3:46.00       | Vladimir Ponomaryov | URS         | 3:46.13 | Jürgen Straub      | GDR   | 3:46.30 |      |
| 1981                            | Steve Ovett          | EUR   | 3:34.95       | John Walker         | OCE         | 3:35.49 | Olaf Beyer         | GDR   | 3:35.58 |      |
| 1985                            | Omer Khalifa         | AFR   | 3:41.16       | Olaf Beyer          | GDR         | 3:41.26 | Igor Lotarev       | URS   | 3:41.92 |      |
| 1989                            | Abdi Bile            | AFR   | 3:35.56       | Sebastian Coe       | GBR         | 3:35.79 | Jens-Peter Herold  | GDR   | 3:35.87 |      |
| 1992                            | Mohammed Suleiman    | ASI   | 3:38.37       | Jonah Birir         | AFR         | 3:40.25 | Simon Fairbrother  | GBR   | 3:40.30 |      |



| YEAR   | FIRST                            | SECOND                              | THIRD                                   |
|--|----------------------------------|-------------------------------------|---|
| 1994   | Noureddine Morceli AFR 3:34.70   | Rüdiger Stenzel GER 3:40.04         | Mohammed Suleiman ASI 3:40.52           |
| 1998   | Laban Rotich AFR 3:40.87         | Rui Silva EUR 3:40.95               | Anthony Whiteman GBR 3:40.99            |
| 2002   | Bernard Lagat AFR 3:31.20        | Reyes Estévez ESP 3:33.67           | Mehdi Baala EUR 3:38.04                 |
| 2006   | Alex Kipchirchir AFR 3:52.60     | Ivan Heshko EUR 3:53.33             | Nick Willis OCE 3:54.76                 |
| 2010   | Amine Laâlou AFR 3:35.49         | Mekonnen Gebremedhin AFR 3:35.70    | Leonel Manzano AME 3:36.48              |
| 2014   | Ayanleh Souleiman AFR 3:48.91    | Asbel Kiprop AFR 3:49.10            | Mahiedine Mekhissi-Benabbad FRA 3:49.53 |
| <b>3000 Metres</b> (From 1998)                       |                                  |                                     |   |
| 1998   | Dieter Baumann GER 7:56.24       | Isaac Viciosa EUR 7:56.47           | Thomas Nyariki AFR 7:59.46              |
| 2002   | Craig Mottram OCE 7:41.37        | David Galván AME 7:47.43            | Roberto García ESP 7:53.96              |
| 2006   | Craig Mottram OCE 7:32.19        | Kenenisa Bekele AFR 7:36.25         | Driss Maazouzi EUR 7:47.80              |
| 2010   | Bernard Lagat AME 7:54.75        | Moses Kipsiro AFR 7:54.98           | Bayron Piedra AME 7:55.52               |
| 2014   | Caleb Ndiku AFR 7:52.64          | Hayle Ibrahimov EUR 7:53.14         | Bernard Lagat AME 7:53.95               |
| <b>5000 Metres</b>                                   |                                  |                                     |   |
| 1977   | Miruts Yifter AFR 13:13.82       | Marty Liquori USA 13:15.06          | David Fitzsimons OCE 13:17.42           |
| 1979   | Miruts Yifter AFR 13:35.9        | Valeriy Abramov URS 13:37.6         | Markus Ryffel EUR 13:38.6               |
| 1981   | Eamonn Coghlan EUR 14:08.39      | Hansjörg Kunze GDR 14:08.54         | Vittorio Fontanella ITA 14:09.06        |
| 1985   | Doug Padilla USA 14:04.11        | Stefano Mei EUR 14:05.99            | Wodajo Bulti AFR 14:07.17               |
| 1989   | Saïd Aouita AFR 13:23.14         | John Doherty EUR 13:25.39           | José Luis Carrera ESP 13:25.94          |
| 1992   | Fita Bayissa AFR 13:41.23        | Arturo Barrios AME 13:50.95         | Jim Farmer USA 14:02.90                 |
| 1994   | Brahim Lahlafi AFR 13:27.96      | John Nuttall GBR 13:32.47           | Martin Bremer GER 13:33.57              |
| 1998   | Daniel Komen AFR 13:46.57        | Shaun Creighton OCE 13:53.66        | Dieter Baumann GER 13:58.40             |
| 2002   | Alberto García ESP 13:30.04      | Paul Kosgei AFR 13:31.71            | Smail Sghir EUR 13:32.82                |
| 2006   | Saif Saeed Shaheen ASI 13:35.30  | Mike Kigen AFR 13:36.19             | Matt Tegenkamp USA 13:36.83             |
| 2010   | Bernard Lagat AME 13:58.23       | Moses Kipsiro AFR 13:58.35          | Bouabdellah Tahri EUR 13:58.79          |
| 2014   | Isiah Koech AFR 13:26.86         | Zane Robertson APA 13:29.27         | Nguse Tesfaldet AFR 13:31.31            |
| <b>10,000 Metres</b> (Replaced with 3000m from 1998) |                                  |                                     |   |
| 1977   | Miruts Yifter AFR 28:32.31       | Jörg Peter GDR 28:34.0              | Jos Hermens EUR 28:35.0                 |
| 1979   | Miruts Yifter AFR 27:53.07       | Craig Virgin USA 27:59.55           | Aleksandr Antipov URS 28:25.17          |
| 1981   | Werner Schildhauer GDR 27:38.43  | Mohamed Kedir AFR 27:39.44          | Alberto Salazar USA 27:40.69            |
| 1985   | Wodajo Bulti AFR 29:22.96        | Pat Porter USA 29:23.02             | Werner Schildhauer GDR 29:25.63         |
| 1989   | Salvatore Antibo EUR 28:05.26    | Addis Abebe AFR 28:06.43            | Antonio Prieto ESP 28:07.42             |
| 1992   | Addis Abebe AFR 28:44.38         | Antonio Serrano EUR 28:54.38        | Mikhail Dasko EUN 29:00.26              |
| 1994   | Khalid Skah AFR 27:38.74         | Antonio Silio AME 28:16.54          | Rob Denmark GBR 28:20.65                |
| <b>3000 Metres Steeplechase</b> (91.4cm)             |                                  |                                     |   |
| 1977   | Michael Karst FRG 8:21.60        | Eshetu Tura AFR 8:22.5              | George Malley USA 8:25.2                |
| 1979   | Kiprotich Rono AFR 8:25.97       | Ralf Pönitzsch GDR 8:29.28          | Mariano Scartezzini EUR 8:29.44         |
| 1981   | Boguslaw Maminski EUR 8:19.89    | Mariano Scartezzini ITA 8:19.93     | Masanari Shintaku ASI 8:23.64           |
| 1985   | Julius Kariuki AFR 8:39.51       | Henry Marsh USA 8:39.55             | Graeme Fell AME 8:40.30                 |
| 1989   | Julius Kariuki AFR 8:20.84       | Alessandro Lambruschini EUR 8:21.75 | Hagen Melzer GDR 8:23.21                |
| 1992   | Phillip Barkutwo AFR 8:26.81     | William Van Dijck EUR 8:32.06       | Shaun Creighton OCE 8:33.79             |
| 1994   | Moses Kiptanui AFR 8:28.28       | Saad Al-Asmari ASI 8:35.74          | Alessandro Lambruschini EUR 8:40.34     |
| 1998   | Damian Kallabis GER 8:31.25      | Bernard Barmasai AFR 8:31.85        | Saad Al-Asmari ASI 8:39.69              |
| 2002   | Wilson Boit Kipketer AFR 8:25.34 | Luis Miguel Martín ESP 8:26.35      | Khamis Abdulla Saifeldin ASI 8:30.66    |
| 2006   | Saif Saeed Shaheen ASI 8:19.09   | Paul Kipsiele Koech AFR 8:19.37     | Bouabdellah Tahri FRA 8:29.06           |
| 2010   | Richard Mateelong AFR 8:09.67    | Roba Gari AFR 8:09.87               | Mahiedine Mekhissi-Benabbad EUR 8:09.96 |
| 2014   | Jairus Birech AFR 8:13.18        | Evan Jager AME 8:14.08              | Ali Abubaker Kamal APA 8:17.27          |
| <b>110 Metres Hurdles</b> (106.7cm)                  |                                  |                                     |   |
| 1977   | Thomas Munkelt GDR 13.41         | Alejandro Casañas AME 13.50         | Charles Foster USA 13.51 0.0            |
| 1979   | Renaldo Nehemiah USA 13.39       | Thomas Munkelt GDR 13.42            | Alejandro Casañas AME 13.44 0.0         |
| 1981   | Greg Foster USA 13.32            | Alejandro Casañas AME 13.36         | Julius Ivan EUR 13.66 -0.2              |
| 1985   | Tonie Campbell USA 13.35w        | Sergey Usov URS 13.62               | Jörg Naumann GDR 13.76 3.1              |
| 1989   | Roger Kingdom USA 12.87w         | Colin Jackson GBR 12.95             | Emilio Valle AME 13.21 2.6              |
| 1992   | Colin Jackson GBR 13.07          | Sergey Usov EUN 13.55               | Emilio Valle AME 13.69 0.3              |
| 1994   | Tony Jarrett GBR 13.23           | Allen Johnson USA 13.29             | Emilio Valle AME 13.45 -1.6             |
| 1998   | Falk Balzer GER 13.10            | Colin Jackson GBR 13.11             | Anier García AME 13.14 2.0              |
| 2002   | Anier García AME 13.10           | Allen Johnson USA 13.45             | Stanislav Olijar EUR 13.58 -2.2         |
| 2006   | Allen Johnson USA 12.96          | Liu Xiang ASI 13.03                 | Dayron Robles AME 13.06 0.4             |
| 2010   | David Oliver AME 13.11           | Andy Turner EUR 13.48               | Shi Dongpeng APA 13.53 -1.1             |
| 2014   | Sergey Shubenkov EUR 13.23       | Ronnie Ash AME 13.25                | William Sharman EUR 13.25 0.1           |
| <b>400 Metres Hurdles</b> (91.4cm)                   |                                  |                                     |   |
| 1977   | Edwin Moses USA 47.58            | Volker Beck GDR 48.83               | Harald Schmid FRG 48.85                 |
| 1979   | Edwin Moses USA 47.53            | Harald Schmid EUR 48.71             | Vasily Arkhipenko URS 48.97             |
| 1981   | Edwin Moses USA 47.37            | Volker Beck GDR 49.16               | Harry Schulting EUR 49.69               |

| YEAR | FIRST                       | SECOND                       | THIRD                        |
|------|-----------------------------|------------------------------|------------------------------|
| 1985 | Andre Phillips USA 48.42    | Aleksandr Vasilyev URS 48.61 | Harald Schmid EUR 48.83      |
| 1989 | David Patrick USA 48.74     | Henry Amike AFR 49.24        | Kriss Akabusi GBR 49.42      |
| 1992 | Samuel Matete AFR 48.88     | Jon Ridgeon GBR 49.01        | Stéphane Diagana EUR 49.34   |
| 1994 | Samuel Matete AFR 48.77     | Oleg Tverdokhlebov EUR 49.26 | Eronilde de Araújo AME 49.62 |
| 1998 | Samuel Matete AFR 48.08     | Mubarak Al-Nubi ASI 48.17    | Dinsdale Morgan AME 48.40    |
| 2002 | James Carter USA 48.27      | Mubarak Al-Nubi ASI 48.96    | Chris Rawlinson GBR 49.18    |
| 2006 | Kerron Clement USA 48.12    | LJ van Zyl AFR 48.35         | Marek Plawgo EUR 48.76       |
| 2010 | David Greene EUR 47.88      | Javier Culson AME 48.08      | Bershawn Jackson AME 48.62   |
| 2014 | Cornel Fredericks AFR 48.34 | Kariem Hussein EUR 48.47     | Javier Culson AME 48.88      |

**High Jump**

|      |                                 |                           |                              |
|------|---------------------------------|---------------------------|------------------------------|
| 1977 | Rolf Beilschmidt GDR 2.30       | Dwight Stones USA 2.27    | Jacek Wszola EUR 2.24        |
| 1979 | Franklin Jacobs USA 2.27        | Jacek Wszola EUR 2.27     | Aleksandr Grigoryev URS 2.24 |
| 1981 | Tyke Peacock USA 2.28           | Gerd Nagel EUR 2.26       | Jörg Freimuth GDR 2.24       |
| 1985 | Patrik Sjöberg EUR 2.31         | Jimmy Howard USA 2.28     | Javier Sotomayor AME 2.28    |
| 1989 | Patrik Sjöberg EUR 2.34         | Dalton Grant GBR 2.31     | Javier Sotomayor AME 2.25    |
| 1992 | Yuriy Sergiyenko EUN 2.29       | Javier Sotomayor AME 2.26 | Brendan Reilly GBR 2.26      |
| 1994 | Javier Sotomayor AME 2.40       | Tim Forsyth OCE 2.28      | Steve Smith GBR 2.28         |
| 1998 | Charles Austin USA 2.31         | Javier Sotomayor AME 2.28 | Sergey Klyugin EUR 2.28      |
| 2002 | Yaroslav Rybakov EUR 2.31       | Mark Boswell AME 2.29     | Ben Challenger GBR 2.20      |
| 2006 | Tomás Jankú EUR 2.28            | Andrey Silnov RUS 2.24    | Tora Harris USA 2.24         |
| 2010 | Rashid Ahmed Al-Mannai APA 2.28 | Donald Thomas AME 2.28    | Martyn Bernard EUR 2.25      |
| 2014 | Bogdan Bondarenko EUR 2.37      | Ivan Ukhov EUR 2.34       | Mutaz Essa Barshim APA 2.34  |

**Pole Vault**

|      |                            |                                |                              |
|------|----------------------------|--------------------------------|------------------------------|
| 1977 | Mike Tully USA 5.60        | Wladyslaw Kozakiewicz EUR 5.55 | Axel Weber GDR 5.30          |
| 1979 | Mike Tully USA 5.45        | Patrick Abada EUR 5.45         | Konstantin Volkov URS 5.30   |
| 1981 | Konstantin Volkov URS 5.70 | Jean-Michel Bellot EUR 5.55    | Billy Olson USA 5.50         |
| 1985 | Sergey Bubka URS 5.85      | Philippe Collet EUR 5.50       | Tim Bright USA 5.40          |
| 1989 | Philippe Collet EUR 5.75   | Tim Bright USA 5.70            | Uwe Langhammer GDR 5.55      |
| 1992 | Igor Potapovich EUN 5.60   | Philippe Collet EUR 5.40       | Okkert Brits AFR 5.30        |
| 1994 | Okkert Brits AFR 5.90      | Jean Galfione EUR 5.75         | Alberto Manzano AME 5.40     |
| 1998 | Maksim Tarasov EUR 5.85    | Tim Lobinger GER 5.80          | Andrej Tiwontschik GER 5.40  |
| 2002 | Okkert Brits AFR 5.75      | Jeff Hartwig USA 5.70          | Jeff Hartwig USA 5.70        |
| 2006 | Steve Hooker OCE 5.80      | Daichi Sawano ASI 5.70         | Lars Börgeling GER 5.40      |
| 2010 | Steven Hooker APA 5.95     | Renaud Lavillenie EUR 5.90     | Germán Chiaraviglio SAM 5.70 |
| 2014 | Renaud Lavillenie EUR 5.80 | Xue Changrui APR 5.65          | Derek Miles AME 5.75         |
|      |                            |                                | Mark Hollis AME 5.55         |

**Long Jump**

|      |                               |                           |                                     |
|------|-------------------------------|---------------------------|-------------------------------------|
| 1977 | Arnie Robinson USA 8.19       | Hans Baumgartner FRG 7.96 | Charlton Ehizuelen AFR 7.89         |
| 1979 | Larry Myricks USA 8.52        | Lutz Dombrowski GDR 8.27  | David Giralt AME 8.22               |
| 1981 | Carl Lewis USA 8.15           | Gary Honey OCE 8.11       | Shamil Abbyasov URS 7.95            |
| 1985 | Mike Conley USA 8.20          | Robert Emmiyan URS 8.09   | László Szalma EUR 8.09              |
| 1989 | Larry Myricks USA 8.29        | Yusuf Alli AFR 8.00       | Stewart Faulkner GBR 7.84           |
| 1992 | Iván Pedroso AME 7.97         | Gordon McKee USA 7.89     | Chen Zunrong ASI 7.84               |
| 1994 | Fred Salle GBR 8.10           | Douglas de Souza AME 7.96 | Dion Bentley USA 7.93               |
| 1998 | Iván Pedroso AME 8.37         | Jai Taurima OCE 8.32      | Hassine Moursal AFR 8.26            |
| 2002 | Savanté Stringfellow USA 8.21 | Iván Pedroso AME 8.19     | Yago Lamela ESP 8.11                |
| 2006 | Irving Saladino AME 8.26      | Andrew Howe EUR 8.12      | Mohamed Salman Al-Khualidi ASI 8.11 |
| 2010 | Dwight Phillips AME 8.34      | Kafétien Gomis EUR 8.10   | Christian Reif EUR 7.99             |
| 2014 | Ignisious Gaisah NED 8.11     | Will Claye AME 7.98       | Zack Visser AFR 7.96                |

**Triple Jump**

|      |                             |                                |                              |
|------|-----------------------------|--------------------------------|------------------------------|
| 1977 | João de Oliveira AME 16.68  | Anatoliy Piskulin URS 16.61    | Klaus Hufnagel GDR 16.43     |
| 1979 | João de Oliveira AME 17.02w | Gennadiy Valyukevich URS 16.94 | Ian Campbell OCE 16.76       |
| 1981 | João de Oliveira AME 17.37  | Zou Zhenxian ASI 17.34         | Willie Banks USA 17.04       |
| 1985 | Willie Banks USA 17.58      | Oleg Protsenko URS 17.47       | Khristo Markov EUR 17.13     |
| 1989 | Mike Conley USA 17.49       | Vladimir Inozemtsev URS 17.31  | Jonathan Edwards GBR 17.28   |
| 1992 | Jonathan Edwards GBR 17.34  | Frank Rutherford AME 17.06     | Toussaint Rabenala AFR 17.03 |
| 1994 | Yoelbi Quesada AME 17.61    | Julian Golley GBR 17.06        | Oleg Sakirkin ASI 16.81      |
| 1998 | Charles Friedek GER 17.42   | Denis Kapustin EUR 17.32       | Yoelbi Quesada AME 17.25     |
| 2002 | Jonathan Edwards GBR 17.34  | Walter Davis USA 17.23w        | Christian Olsson EUR 17.05   |
| 2006 | Walter Davis USA 17.54      | Jadel Gregório AME 17.41       | Marian Oprea EUR 17.05       |
| 2010 | Marian Oprea EUR 17.29      | Alexis Copello AME 17.25       | Phillips Idowu EUR 17.24     |
| 2014 | Benjamin Compaoré EUR 17.48 | Godfrey Mokoena AFR 17.35      | Will Claye AME 17.21         |

| YEAR                         | FIRST                 |     | SECOND |                    | THIRD |       |                        |           |
|------------------------------|-----------------------|-----|--------|--------------------|-------|-------|------------------------|-----------|
| <b>Shot Put (7.26Kg)</b>     |                       |     |        |                    |       |       |                        |           |
| 1977                         | Udo Beyer             | GDR | 21.74  | Reijo Ståhlberg    | EUR   | 20.46 | Ralf Reichenbach       | FRG 19.97 |
| 1979                         | Udo Beyer             | GDR | 20.45  | Reijo Ståhlberg    | EUR   | 20.05 | Aleksandr Baryshnikov  | URS 20.00 |
| 1981                         | Udo Beyer             | GDR | 21.40  | Yevgeniy Mironov   | URS   | 20.34 | Dave Laut              | USA 19.90 |
| 1985                         | Ulf Timmermann        | GDR | 22.00  | Sergey Smirnov     | URS   | 21.72 | Alessandro Andrei      | EUR 21.14 |
| 1989                         | Ulf Timmermann        | GDR | 21.68  | Werner Günthör     | EUR   | 21.40 | Randy Barnes           | USA 21.10 |
| 1992                         | Mike Stulce           | USA | 21.34  | Sergey Nikolayev   | EUN   | 20.14 | Werner Günthör         | EUR 19.75 |
| 1994                         | C. J. Hunter          | USA | 19.92  | Aleksandr Klymenko | EUR   | 19.16 | Courtney Ireland       | OCE 18.93 |
| 1998                         | John Godina           | USA | 21.48  | Aleksandr Bagach   | EUR   | 20.45 | Oliver-Sven Buder      | GER 20.42 |
| 2002                         | Adam Nelson           | USA | 20.80  | Justin Anlezark    | OCE   | 20.77 | Ralf Bartels           | GER 20.67 |
| 2006                         | Ralf Bartels          | EUR | 20.67  | Reese Hoffa        | USA   | 20.60 | Pavel Sofin            | RUS 20.45 |
| 2010                         | Christian Cantwell    | AME | 21.87  | Tomasz Majewski    | EUR   | 21.22 | Scott Martin           | APA 20.10 |
| 2014                         | David Storl           | EUR | 21.55  | O'Dayne Richards   | AME   | 21.10 | Joe Kovacs             | AME 20.87 |
| <b>Discus Throw (2Kg)</b>    |                       |     |        |                    |       |       |                        |           |
| 1977                         | Wolfgang Schmidt      | GDR | 67.14  | Mac Wilkins        | USA   | 66.64 | Hein-Direck Neu        | FRG 62.64 |
| 1979                         | Wolfgang Schmidt      | GDR | 66.02  | Mac Wilkins        | USA   | 64.92 | Luís Mariano Delis     | AME 63.50 |
| 1981                         | Armin Lemme           | GDR | 66.38  | Luís Mariano Delis | AME   | 66.26 | Imrich Bugár           | EUR 64.38 |
| 1985                         | Georgiy Kolnootchenko | URS | 69.08  | Jürgen Schult      | GDR   | 68.30 | Luís Mariano Delis     | AME 67.60 |
| 1989                         | Jürgen Schult         | GDR | 67.12  | Luís Mariano Delis | AME   | 66.72 | Rolf Danneberg         | EUR 65.30 |
| 1992                         | Tony Washington       | USA | 64.86  | Roberto Moya       | AME   | 63.66 | Yu Wenge               | ASI 63.06 |
| 1994                         | Vladimir Dubrovshchik | EUR | 64.54  | Alexis Elizalde    | AME   | 61.50 | Adewale Olukoju        | AFR 60.22 |
| 1998                         | Virgilijus Alekna     | EUR | 69.66  | Lars Riedel        | GER   | 67.47 | Frantz Kruger          | AFR 65.73 |
| 2002                         | Róbert Fazekas        | EUR | 71.25  | Frantz Kruger      | AFR   | 66.78 | Mario Pestano          | ESP 64.64 |
| 2006                         | Virgilijus Alekna     | EUR | 67.19  | Ehsan Hadadi       | ASI   | 62.60 | Ian Waltz              | USA 62.12 |
| 2010                         | Robert Harting        | EUR | 66.85  | Benn Harradine     | APA   | 66.45 | Ehsan Hadadi           | APA 64.55 |
| 2014                         | Gerd Kanter           | EUR | 64.46  | Jorge Fernández    | AME   | 62.97 | Jason Morgan           | AME 62.70 |
| <b>Hammer Throw (7.26Kg)</b> |                       |     |        |                    |       |       |                        |           |
| 1977                         | Karl-Hans Riehm       | FRG | 75.64  | Jochen Sachse      | GDR   | 75.40 | Peter Farmer           | OCE 73.92 |
| 1979                         | Sergey Litvinov       | URS | 78.70  | Karl-Hans Riehm    | EUR   | 75.88 | Roland Steuk           | GDR 74.82 |
| 1981                         | Yuriy Sedykh          | URS | 77.42  | Karl-Hans Riehm    | EUR   | 75.60 | GianPaolo Orlando      | ITA 71.92 |
| 1985                         | Jüri Tamm             | URS | 82.12  | Günther Rodehau    | GDR   | 78.44 | Jud Logan              | USA 76.88 |
| 1989                         | Heinz Weis            | EUR | 77.68  | Lance Deal         | USA   | 76.38 | Ralf Haber             | GDR 76.28 |
| 1992                         | Tibor Gécsek          | EUR | 80.44  | Igor Nikulin       | EUN   | 78.28 | Lance Deal             | USA 77.08 |
| 1994                         | Andrey Abduvaliyev    | ASI | 81.72  | Lance Deal         | USA   | 81.14 | Heinz Weis             | GER 80.32 |
| 1998                         | Tibor Gécsek          | EUR | 82.68  | Heinz Weis         | GER   | 80.13 | Andrey Abduvaliyev     | ASI 79.40 |
| 2002                         | Adrián Annus          | EUR | 80.93  | Koji Murofushi     | ASI   | 80.08 | Karsten Kobs           | GER 78.44 |
| 2006                         | Koji Murofushi        | ASI | 82.01  | Ivan Tikhon        | EUR   | 80.00 | Ilya Konovalov         | RUS 77.14 |
| 2010                         | Libor Charfreitag     | EUR | 79.69  | Dilshod Nazarov    | APA   | 78.76 | Mohamed Ali Al-Zinkawi | APA 76.73 |
| 2014                         | Krisztián Pars        | EUR | 78.99  | Mostafa Al-Gamal   | AFR   | 78.89 | Paweł Fajdek           | EUR 78.05 |
| <b>Javelin Throw (800gm)</b> |                       |     |        |                    |       |       |                        |           |
| 1977                         | Michael Wessing       | FRG | 87.46  | Wolfgang Hanisch   | GDR   | 84.28 | Miklós Németh          | EUR 80.82 |
| 1979                         | Wolfgang Hanisch      | GDR | 86.48  | Mike O'Rourke      | OCE   | 85.80 | Antonio González       | AME 83.44 |
| 1981                         | Dainis Kula           | URS | 89.74  | Detlef Michel      | GDR   | 89.38 | Pentti Sinersaari      | EUR 83.26 |
| 1985                         | Uwe Hohn              | GDR | 96.96  | Heino Puuste       | URS   | 87.40 | Tom Petranoff          | USA 87.34 |
| 1989                         | Steve Backley         | GBR | 85.90  | Kazuhiro Mizoguchi | ASI   | 82.56 | Volker Hadwich         | GDR 80.30 |
| 1992                         | Jan Železný           | EUR | 88.26  | Tom Petranoff      | AFR   | 79.90 | Vladimir Sasimovich    | EUN 78.40 |
| 1994                         | Steve Backley         | GBR | 85.02  | Raymond Hecht      | GER   | 84.36 | Gavin Lovegrove        | OCE 82.28 |
| 1998                         | Steve Backley         | GBR | 88.71  | Sergey Makarov     | EUR   | 86.96 | Raymond Hecht          | GER 84.92 |
| 2002                         | Sergey Makarov        | EUR | 86.44  | Boris Henry        | GER   | 81.60 | Emeterio González      | AME 79.77 |
| 2006                         | Andreas Thorkildsen   | EUR | 87.17  | Hardus Pienaar     | AFR   | 83.62 | Aleksandr Ivanov       | RUS 81.87 |
| 2010                         | Andreas Thorkildsen   | EUR | 89.26  | Hardus Pienaar     | AFR   | 83.17 | Matthias De Zordo      | EUR 82.89 |
| 2014                         | Ihab Abdelrahman      | AFR | 85.44  | Vítězslav Veselý   | EUR   | 83.77 | Keshorn Walcott        | AME 83.52 |
| <b>4 x 100 Metres Relay</b>  |                       |     |        |                    |       |       |                        |           |
| 1977                         | United States         |     | 38.03  | GDR                |       | 38.57 | Americas               | 38.56     |
| 1979                         | Americas              |     | 38.70  | United States      |       | 38.77 | Europe                 | 38.85     |
| 1981                         | Europe                |     | 38.73  | GDR                |       | 38.79 | United States          | 38.85     |
| 1985                         | United States         |     | 38.10  | Americas           |       | 38.31 | USSR                   | 38.35     |
| 1989                         | United States         |     | 38.29  | Great Britain & NI |       | 38.34 | Europe                 | 38.47     |
| 1992                         | United States         |     | 38.48  | Americas           |       | 38.51 | Africa                 | 39.08     |
| 1994                         | Great Britain & NI    |     | 38.46  | Africa             |       | 38.97 | United States          | 39.33     |
| 1998                         | Great Britain & NI    |     | 38.09  | United States      |       | 38.25 | Africa                 | 38.29     |
| 2002                         | United States         |     | 37.95  | Americas           |       | 38.32 | Africa                 | 38.63     |
| 2006                         | United States         |     | 37.59  | Europe             |       | 38.45 | Asia                   | 38.51     |
| 2010                         | Americas              |     | 38.25  | Asia-Pacific       |       | 39.28 | Africa                 | 39.82     |
| 2014                         | Americas              |     | 37.97  | Europe             |       | 38.62 | Africa                 | 39.10     |



| YEAR                        | FIRST              | SECOND                | THIRD                              |
|-----------------------------|--------------------|-----------------------|------------------------------------|
| <b>4 x 400 Metres Relay</b> |                    |                       |                                    |
| 1977                        | FRG                | 3:01.34 Europe        | 3:02.47 Americas 3:02.66           |
| 1979                        | United States      | 3:00.70 Europe        | 3:00.80 Africa 3:01.22             |
| 1981                        | United States      | 2:59.12 Europe        | 3:01.47 Americas 3:02.01           |
| 1985                        | United States      | 3:00.71 GDR           | 3:00.82 Oceania 3:01.35            |
| 1989                        | Americas           | 3:00.65 United States | 3:00.99 Africa 3:01.88             |
| 1992                        | Africa             | 3:02.14 Americas      | 3:02.95 Great Britain & NI 3:03.95 |
| 1994                        | Great Britain & NI | 3:01.34 Africa        | 3:02.66 Europe 3:03.26             |
| 1998                        | Great Britain & NI | 2:59.71 Americas      | 2:59.77 Africa 3:01.08             |
| 2002                        | Americas           | 2:59.19 Africa        | 3:01.69 Asia 3:03.02               |
| 2006                        | United States      | 3:00.11 Americas      | 3:00.14 Africa 3:00.88             |
| 2010                        | Americas           | 2:59.00 Europe        | 2:59.84 Africa 3:02.62             |
| 2014                        | Africa             | 3:00.02 Europe        | 3:00.10 Americas 3:02.78           |

**WOMEN****100 Metres**

|      |                         |     |       |                       |     |       |                   |     |       |      |
|------|-------------------------|-----|-------|-----------------------|-----|-------|-------------------|-----|-------|------|
| 1977 | Marlies Oelsner         | GDR | 11.16 | Sonia Lannaman        | EUR | 11.26 | Silvia Chivas     | AME | 11.34 | 0.0  |
| 1979 | Evelyn Ashford          | USA | 11.06 | Marlies Göhr          | GDR | 11.17 | Annegret Richter  | EUR | 11.36 | -0.9 |
| 1981 | Evelyn Ashford          | USA | 11.02 | Kathy Smallwood       | EUR | 11.10 | Marlies Göhr      | GDR | 11.13 | 0.1  |
| 1985 | Marlies Göhr            | GDR | 11.10 | Grace Jackson         | AME | 11.30 | -                 | -   | -     | -0.6 |
|      |                         |     |       | Marina Zhirova        | URS | 11.30 |                   |     |       |      |
| 1989 | Sheila Echols           | USA | 11.18 | Mary Onyali           | AFR | 11.23 | Silke Möller      | GDR | 11.24 | 1.2  |
| 1992 | Natalya Voronova        | EUN | 11.33 | Liliana Allen         | AME | 11.34 | Tian Yumei        | ASI | 11.44 | 1.1  |
| 1994 | Irina Privalova         | EUR | 11.32 | Liliana Allen         | AME | 11.50 | Mary Onyali       | AFR | 11.52 | -1.7 |
| 1998 | Marion Jones            | USA | 10.65 | Chandra Sturrupe      | AME | 10.97 | Mary Onyali       | AFR | 11.05 | 1.1  |
| 2002 | Tayna Lawrence          | AME | 11.06 | Susanthika Jayasinghe | ASI | 11.20 | Endurance Ojokolo | AFR | 11.26 | -0.3 |
| 2006 | Sherone Simpson         | AME | 10.97 | Torri Edwards         | USA | 11.19 | Vida Anim         | AFR | 11.21 | 0.1  |
| 2010 | Kelly-Ann Baptiste      | AME | 11.05 | Shalonda Solomon      | AME | 11.09 | Blessing Okagbare | AFR | 11.14 | 1.4  |
| 2014 | Veronica Campbell-Brown | AME | 11.08 | Michelle-Lee Ahye     | AME | 11.25 | Dafne Schippers   | EUR | 11.26 | -1.5 |

**200 Metres**

|      |                     |     |       |                       |     |       |                      |     |       |      |
|------|---------------------|-----|-------|-----------------------|-----|-------|----------------------|-----|-------|------|
| 1977 | Irena Szewińska     | EUR | 22.72 | Bärbel Eckert         | GDR | 23.02 | Tatyana Prochenko    | URS | 23.26 | -0.7 |
| 1979 | Evelyn Ashford      | USA | 21.83 | Marita Koch           | GDR | 22.02 | Lyudmila Kondratyeva | URS | 22.66 | -0.2 |
| 1981 | Evelyn Ashford      | USA | 22.18 | Jarmila Kratochvílová | EUR | 22.31 | Bärbel Wöckel        | GDR | 22.41 | 0.7  |
| 1985 | Marita Koch         | GDR | 21.90 | Grace Jackson         | AME | 22.61 | Marina Zhirova       | URS | 22.66 | -0.7 |
| 1989 | Silke Möller        | GDR | 22.46 | Mary Onyali           | AFR | 22.82 | Grace Jackson        | AME | 22.87 | 0.2  |
| 1992 | Marie-José Pérec    | EUR | 23.07 | Natalya Voronova      | EUN | 23.24 | Chen Zhaojing        | ASI | 23.27 | -0.3 |
| 1994 | Merlene Ottey       | AME | 22.23 | Irina Privalova       | EUR | 22.51 | Cathy Freeman        | OCE | 22.72 | -1.7 |
| 1998 | Marion Jones        | USA | 21.62 | Falilat Ogunkoya      | AFR | 22.25 | Zhanna Pintusevich   | EUR | 22.35 | -0.6 |
| 2002 | Debbie Ferguson     | AME | 22.49 | Muriel Hurtis         | EUR | 22.78 | Myriam Mani          | AFR | 22.81 | -0.8 |
| 2006 | Sanya Richards      | USA | 22.23 | Kim Gevaert           | EUR | 22.72 | Vida Anim            | AFR | 22.81 | -0.2 |
| 2010 | Aleksandra Fedoriva | EUR | 22.86 | Yelizaveta Bryzgina   | EUR | 23.37 | Cydonie Mothersill   | AME | 23.41 | -0.6 |
| 2014 | Dafne Schippers     | EUR | 22.28 | Joanna Atkins         | AME | 22.53 | Myriam Soumaré       | EUR | 22.58 | 0.3  |

**400 Metres**

|      |                       |     |       |                        |     |       |                       |     |       |
|------|-----------------------|-----|-------|------------------------|-----|-------|-----------------------|-----|-------|
| 1977 | Irena Szewińska       | EUR | 49.52 | Marita Koch            | GDR | 49.76 | Marina Sidorova       | URS | 51.29 |
| 1979 | Marita Koch           | GDR | 48.97 | Mariya Pinigina        | URS | 50.60 | Irena Szewińska       | EUR | 51.15 |
| 1981 | Jarmila Kratochvílová | EUR | 48.61 | Marita Koch            | GDR | 49.27 | Jackie Pusey          | AME | 51.48 |
| 1985 | Marita Koch           | GDR | 47.60 | Olga Vladykina         | URS | 48.27 | Lillie Leatherwood    | USA | 50.43 |
| 1989 | Ana Quirot            | AME | 50.60 | Grit Breuer            | GDR | 50.67 | Falilat Ogunkoya      | AFR | 51.67 |
| 1992 | Jearl Miles           | USA | 50.64 | Charmaine Crooks       | AME | 51.54 | Lyudmila Dzhaligalova | EUN | 52.47 |
| 1994 | Irina Privalova       | EUR | 50.62 | Fatima Yusuf           | AFR | 50.80 | Jearl Miles           | USA | 51.24 |
| 1998 | Falilat Ogunkoya      | AFR | 49.52 | Grit Breuer            | GER | 49.86 | Sandie Richards       | AME | 50.33 |
| 2002 | Ana Guevara           | AME | 49.56 | Jearl Miles-Clark      | USA | 50.27 | Olesya Zykina         | RUS | 50.67 |
| 2006 | Sanya Richards        | USA | 48.70 | Vanya Stambolova       | EUR | 50.09 | Novlene Williams      | AME | 50.24 |
| 2010 | Amantle Montsho       | BOT | 49.89 | Debbie Dunn            | AME | 50.21 | Tatyana Firova        | EUR | 50.45 |
| 2014 | Francena McCorory     | AME | 49.94 | Novlene Williams-Mills | AME | 50.08 | Libania Grenot        | EUR | 50.60 |

**800 Metres**

|      |                    |     |         |                       |     |         |                     |     |         |
|------|--------------------|-----|---------|-----------------------|-----|---------|---------------------|-----|---------|
| 1977 | Totka Petrova      | EUR | 1:59.20 | Christine Liebetrau   | GDR | 1:59.47 | Svetlana Styrkina   | URS | 1:59.72 |
| 1979 | Nikolina Shtereva  | EUR | 2:00.52 | Nadezhda Mushta       | URS | 2:01.09 | Anita Weiss         | GDR | 2:01.33 |
| 1981 | Lyudmila Veselkova | URS | 1:57.48 | Martina Steuk         | GDR | 1:58.31 | Jolanta Januchta    | EUR | 1:58.32 |
| 1985 | Christine Wachtel  | GDR | 2:01.57 | Jarmila Kratochvílová | EUR | 2:01.99 | Nadezhda Olizarenko | URS | 2:02.17 |
| 1989 | Ana Quirot         | AME | 1:54.44 | Sigrun Wodars         | GDR | 1:55.70 | Doina Melinte       | EUR | 1:56.55 |
| 1992 | Maria Mutola       | AFR | 2:00.47 | Joetta Clark          | USA | 2:01.60 | Yelena Afanasyeva   | EUN | 2:02.19 |
| 1994 | Maria Mutola       | AFR | 1:58.27 | Luciana Mendes        | AME | 2:00.13 | Natalya Dukhnova    | EUR | 2:02.81 |
| 1998 | Maria Mutola       | AFR | 1:59.88 | Yelena Afanasyeva     | RUS | 2:00.20 | Letitia Vriesde     | AME | 2:00.56 |
| 2002 | Maria Mutola       | AFR | 1:58.60 | Maite Martínez        | ESP | 1:59.24 | Jolanda Čeplak      | EUR | 1:59.42 |
| 2006 | Zulia Calatayú     | AME | 2:00.06 | Janeth Jepkosgei      | AFR | 2:00.09 | Olga Kotlyarova     | RUS | 2:00.84 |

| YEAR   | FIRST                  |     | SECOND   |                        | THIRD |          |                       |     |          |      |
|--|------------------------|-----|----------|------------------------|-------|----------|-----------------------|-----|----------|------|
| 2010   | Janeth Jepkosgei       | AFR | 1:57.88  | Kenia Sinclair         | AME   | 1:58.16  | Mariya Savinova       | EUR | 1:58.27  |      |
| 2014   | Eunice Sum             | AFR | 1:58.21  | Ajee' Wilson           | AME   | 2:00.07  | Maryna Arzamasova     | EUR | 2:00.31  |      |
| <b>1500 Metres</b>                                   |                        |     |          |                        |       |          |                       |     |          |      |
| 1977   | Tatyana Kazankina      | URS | 4:12.74  | Francie Larrieu        | USA   | 4:13.0   | Ulrike Bruns          | GDR | 4:13.1   |      |
| 1979   | Christiane Wartenburg  | GDR | 4:06.88  | Giana Romanova         | URS   | 4:08.73  | Francie Larrieu       | USA | 4:09.16  |      |
| 1981   | Tamara Sorokina        | URS | 4:03.33  | Gabriella Dorio        | ITA   | 4:03.75  | Ulrike Bruns          | GDR | 4:04.67  |      |
| 1985   | Hildegard Körner       | GDR | 4:10.86  | Ravilya Agletdinova    | URS   | 4:11.21  | Doina Melinte         | EUR | 4:19.66  |      |
| 1989   | Paula Ivan             | EUR | 4:18.60  | Yekaterina Podkopayeva | URS   | 4:19.44  | Yvonne Mai            | GDR | 4:20.30  |      |
| 1992   | Yekaterina Podkopayeva | EUN | 4:17.60  | Małgorzata Rydz        | EUR   | 4:18.16  | Alisa Hill            | USA | 4:18.41  |      |
| 1994   | Hassiba Boulmerka      | AFR | 4:01.05  | Angela Chalmers        | AME   | 4:01.73  | Kelly Holmes          | GBR | 4:10.81  |      |
| 1998   | Svetlana Masterkova    | RUS | 4:09.41  | Jackline Maranga       | AFR   | 4:10.30  | Carla Sacramento      | EUR | 4:11.66  |      |
| 2002   | Süreyya Ayhan          | EUR | 4:02.57  | Tatyana Tomashova      | RUS   | 4:09.74  | Kathleen Friedrich    | GER | 4:10.20  |      |
| 2006   | Maryam Jamal           | ASI | 4:00.84  | Tatyana Tomashova      | RUS   | 4:02.45  | Sarah Jamieson        | OCE | 4:02.82  |      |
| 2010   | Hind Déhiba            | EUR | 4:19.78  | Nicole Edwards         | AME   | 4:21.34  | Christin Wurth-Thomas | AME | 4:21.46  |      |
| 2014   | Sifan Hassan           | EUR | 4:05.99  | Shannon Rowbury        | AME   | 4:07.21  | Dawit Seyaum          | AFR | 4:07.61  |      |
| <b>3000 Metres</b>                                   |                        |     |          |                        |       |          |                       |     |          |      |
| 1977   | Grete Waitz            | EUR | 8:43.50  | Lyudmila Bragina       | URS   | 8:46.3   | Jan Merrill           | USA | 8:46.6   |      |
| 1979   | Svetlana Ulmasova      | URS | 8:36.32  | Grete Waitz            | EUR   | 8:38.59  | Francie Larrieu       | USA | 8:53.02  |      |
| 1981   | Angelika Zauber        | GDR | 8:54.89  | Maricica Puică         | EUR   | 8:55.80  | Silvana Cruciată      | ITA | 8:57.10  |      |
| 1985   | Ulrike Bruns           | GDR | 9:14.65  | Tatyana Pozdnyakova    | URS   | 9:15.65  | Cindy Bremser         | USA | 9:21.15  |      |
| 1989   | Yvonne Murray          | EUR | 8:44.32  | Tatyana Pozdnyakova    | URS   | 8:49.42  | PattiSue Plumer       | USA | 8:54.33  |      |
| 1992   | Derartu Tulu           | AFR | 9:05.89  | Vera Chuvashova        | EUN   | 9:08.30  | Margareta Keszeg      | EUR | 9:09.03  |      |
| 1994   | Yvonne Murray          | GBR | 8:56.81  | Robyn Meagher          | AME   | 9:05.81  | Gabriela Szabo        | EUR | 9:15.16  |      |
| 1998   | Gabriela Szabo         | EUR | 9:00.54  | Zahra Ouaziz           | AFR   | 9:01.35  | Regina Jacobs         | USA | 9:11.15  |      |
| 2002   | Berhane Adere          | AFR | 8:50.88  | Gabriela Szabo         | EUR   | 8:50.89  | Yelena Zadorozhnaya   | RUS | 8:50.93  |      |
| 2006   | Tirunesh Dibaba        | AFR | 8:33.78  | Lidia Chojecka         | POL   | 8:39.69  | Kara Goucher          | USA | 8:41.42  |      |
| 2010   | Meseret Defar          | AFR | 9:03.33  | Shannon Rowbury        | AME   | 9:04.82  | Malindi Elmore        | AME | 9:05.75  |      |
| 2014   | Genzebe Dibaba         | AFR | 8:57.53  | Meraf Bahta            | EUR   | 8:58.48  | Susan Kuijken         | EUR | 9:01.41  |      |
| <b>5000 Metres (From 1998)</b>                       |                        |     |          |                        |       |          |                       |     |          |      |
| 1998   | Sonia O'Sullivan       | EUR | 16:24.52 | Regina Jacobs          | USA   | 16:26.24 | Berhane Adere         | AFR | 16:38.81 |      |
| 2002   | Olga Yegorova          | RUS | 15:18.15 | Marta Domínguez        | ESP   | 15:19.73 | Jo Pavey              | EUR | 15:20.10 |      |
| 2006   | Meseret Defar          | AFR | 14:39.11 | Liliya Shobukhova      | RUS   | 15:05.33 | Kayoko Fukushi        | ASI | 15:06.69 |      |
| 2010   | Vivian Cheruiyot       | AFR | 16:05.74 | Sentayehu Ejigu        | AFR   | 16:07.11 | Molly Huddle          | USA | 16:08.60 |      |
| 2014   | Almaz Ayana            | AFR | 15:33.32 | Joyce Chepkirui        | AFR   | 15:58.31 | Joanne Pavey          | EUR | 15:58.67 |      |
| <b>10,000 Metres (Replaced with 5000m from 1998)</b> |                        |     |          |                        |       |          |                       |     |          |      |
| 1985   | Aurora Cunha           | EUR | 32:07.50 | Mary Knisely           | USA   | 32:19.93 | Olga Bondarenko       | URS | 32:27.70 |      |
| 1989   | Kathrin Ullrich        | GDR | 31:33.92 | Ingrid Kristiansen     | EUR   | 31:42.01 | Natalya Sorokivskaya  | URS | 32:15.53 |      |
| 1992   | Derartu Tulu           | AFR | 33:38.97 | Christine Toonstra     | EUR   | 33:46.19 | Zhong Huandi          | ASI | 33:53.09 |      |
| 1994   | Elana Meyer            | AFR | 30:52.51 | Fernanda Ribeiro       | EUR   | 31:04.25 | Wei Li                | ASI | 32:37.94 |      |
| <b>3000 Metres Steeplechase (From 2006) (76.2cm)</b> |                        |     |          |                        |       |          |                       |     |          |      |
| 2006   | Alesya Turova          | EUR | 9:29.10  | Cheruto Kiptum         | AFR   | 9:31.44  | Wioletta Janowska     | POL | 9:35.08  |      |
| 2010   | Yuliya Zarudneva       | EUR | 9:25.46  | Milcah Chemos          | AFR   | 9:25.84  | Sofia Assefa          | AFR | 9:29.53  |      |
| 2014   | Emma Coburn            | AME | 9:50.67  | Hiwot Ayalew           | AFR   | 9:51.59  | Ruth Chebet           | APA | 9:55.24  |      |
| <b>100 Metres Hurdles (83.8cm)</b>                   |                        |     |          |                        |       |          |                       |     |          |      |
| 1977   | Grażyna Rabsztyń       | EUR | 12.70    | Johanna Klier          | GDR   | 12.86    | Lyubov Nikitenko      | URS | 12.87    | 0.0  |
| 1979   | Grażyna Rabsztyń       | EUR | 12.67    | Tatyana Anisimova      | URS   | 12.75    | Kerstin Knabe         | GDR | 13.03    | -0.1 |
| 1981   | Tatyana Anisimova      | URS | 12.85    | Kerstin Knabe          | GDR   | 12.91    | Lucyna Langer         | EUR | 12.97    | 0.1  |
| 1985   | Cornelia Oschkenat     | GDR | 12.72    | Ginka Zagorcheva       | EUR   | 12.72    | Svetlana Gusarova     | URS | 13.01    | -1.8 |
| 1989   | Cornelia Oschkenat     | GDR | 12.60    | Lyudmila Narozhilenko  | URS   | 12.80    | Lynda Tolbert         | USA | 12.86    | 0.4  |
| 1992   | Aliuska López          | AME | 13.06    | Anne Piquereau         | EUR   | 13.13    | Gabriele Roth         | GER | 13.34    | -0.8 |
| 1994   | Aliuska López          | AME | 12.91    | Svetla Dimitrova       | EUR   | 12.95    | Jacqui Ageypong       | GBR | 13.02    | -0.9 |
| 1998   | Glory Alozie           | AFR | 12.58w   | Angie Vaughan          | USA   | 12.67    | Irina Korotya         | RUS | 12.77    | 2.7  |
| 2002   | Gail Devers            | USA | 12.65    | Brigitte Foster        | AME   | 12.82    | Glory Alozie          | ESP | 12.95    | -0.8 |
| 2006   | Brigitte Foster-Hylton | JAM | 12.67    | Susanna Kallur         | EUR   | 12.77    | Ginnie Powell         | USA | 12.90    | -0.6 |
| 2010   | Sally Pearson          | APA | 12.65    | LoLo Jones             | AME   | 12.66    | Perdita Felicien      | AME | 12.68    | -0.5 |
| 2014   | Dawn Harper Nelson     | AME | 12.47    | Tiffany Porter         | EUR   | 12.51    | Cindy Roleder         | EUR | 13.02    | 0.7  |
| <b>400 Metres Hurdles (76.2cm)</b>                   |                        |     |          |                        |       |          |                       |     |          |      |
| 1979   | Bärbel Klepp           | GDR | 55.83    | Marina Makeyeva        | URS   | 56.02    | Deborah Esser         | USA | 56.75    |      |
| 1981   | Ellen Fiedler          | GDR | 54.82    | Genowefa Błaszak       | EUR   | 56.20    | Anna Kastetskaya      | URS | 56.37    |      |
| 1985   | Sabine Busch           | GDR | 54.44    | Judi Brown King        | USA   | 55.10    | Debbie Flintoff-King  | OCE | 55.34    |      |
| 1989   | Sandra Farmer-Patrick  | USA | 53.84    | Tatyana Ledovskaya     | URS   | 54.68    | Sally Gunnell         | EUR | 55.25    |      |
| 1992   | Sandra Farmer-Patrick  | USA | 55.38    | Gowry Retchakan        | EUR   | 55.66    | Margarita Ponomaryova | EUN | 56.46    |      |

| YEAR | FIRST                       | SECOND                   | THIRD                      |
|------|-----------------------------|--------------------------|----------------------------|
| 1994 | Sally Gunnell GBR 54.80     | Silvia Rieger GER 56.14  | Anna Knoroz EUR 56.63      |
| 1998 | Nezha Bidouane AFR 52.96    | Deon Hemmings AME 53.03  | Kim Batten USA 53.17       |
| 2002 | Yuliya Pechonkina RUS 53.74 | Sandra Glover USA 54.46  | Jana Pittman OCE 55.15     |
| 2006 | Yuliya Nosova RUS 53.88     | Lashinda Demus USA 54.06 | Anna Jesień POL 54.48      |
| 2010 | Nickiesha Wilson AME 54.52  | Joke Odumosu AFR 54.59   | Vania Stambolova EUR 54.89 |
| 2014 | Kaliese Spencer AME 53.81   | Eilidh Child EUR 54.42   | Kemi Adekoya APA 54.70     |

**High Jump**

|      |                              |                            |                          |
|------|------------------------------|----------------------------|--------------------------|
| 1977 | Rosemarie Ackermann GDR 1.98 | Sara Simeoni EUR 1.92      | Debbie Brill AME 1.89    |
| 1979 | Debbie Brill AME 1.96        | Sara Simeoni EUR 1.94      | Nina Serbina URS 1.90    |
| 1981 | Ulrike Meyfarth EUR 1.96     | Tamara Bykova URS 1.96     | Pam Spencer USA 1.92     |
| 1985 | Stefka Kostadinova EUR 2.00  | Tamara Bykova URS 1.97     | Susanne Helm GDR 1.97    |
| 1989 | Silvia Costa AME 2.04        | Tamara Bykova URS 1.97     | Alina Astafei EUR 1.94   |
|      |                              |                            | Heike Balck GDR 1.94     |
| 1992 | Ioamnet Quintero AME 1.94    | Alina Astafei EUR 1.91     | Lucienne N'da AFR 1.88   |
| 1994 | Britta Bilač EUR 1.91        | Charmaine Weavers AFR 1.91 | Silvia Costa AME 1.91    |
| 1998 | Monica Dinescu EUR 1.98      | Hestrie Storbeck AFR 1.96  | Tisha Waller USA 1.93    |
| 2002 | Hestrie Cloete AFR 2.02      | Kajsa Bergqvist EUR 2.02   | Marina Kuptsova RUS 2.00 |
| 2006 | Yelena Slesarenko RUS 1.97   | Tia Hellebaut EUR 1.97     | Amy Acuff USA 1.94       |
|      |                              |                            | Marina Aitova ASI 1.94   |
| 2010 | Blanka Vlašić EUR 2.05       | Emma Green EUR 1.95        | Levern Spencer AME 1.88  |
|      |                              |                            | Nadiya Dusanova APR 1.88 |
| 2014 | Mariya Kuchina EUR 1.99      | Chaunté Lowe AME 1.97      | Ana Šimić EUR 1.95       |

**Pole Vault** (From 2002)

|      |                             |                                 |                         |
|------|-----------------------------|---------------------------------|-------------------------|
| 2002 | Annika Becker GER 4.55      | Svetlana Feofanova RUS 4.40     | Dana Cervantés ESP 4.30 |
| 2006 | Yelena Isinbaeva RUS 4.60   | Fabiana Murer AME 4.55          | Gao Shuying ASI 4.50    |
| 2010 | Svetlana Feofanova EUR 4.70 | Lisa Ryzih EUR 4.60             | Fabiana Murer AME 4.50  |
| 2014 | Li Ling APA 4.55            | Angelina Zhuk-Krasnova EUR 4.45 | Lisa Ryzih EUR 4.30     |
|      |                             |                                 | Alana Boyd APA 4.30     |

**Long Jump**

|      |                              |                             |                                 |
|------|------------------------------|-----------------------------|---------------------------------|
| 1977 | Lynette Jacenko OCE 6.54     | Jarmila Nygrýnová EUR 6.48  | Tatyana Skachko URS 6.48        |
| 1979 | Anita Stukané URS 6.64       | Brigitte Wujak GDR 6.55     | Kathy McMillan USA 6.31         |
| 1981 | Sigrid Ulbricht GDR 6.80     | Jodi Anderson USA 6.61      | Anna Włodarczyk EUR 6.59        |
| 1985 | Heike Drechsler GDR 7.27     | Galina Chistyakova URS 7.00 | Carol Lewis USA 6.88            |
| 1989 | Galina Chistyakova URS 7.10  | Marieta ilcu EUR 6.71       | Nicole Boegman OCE 6.64         |
| 1992 | Heike Drechsler GER 7.16     | Yelena Sinchukova EUN 6.85  | Ljudmila Ninova EUR 6.59        |
| 1994 | Inessa Kravets EUR 7.00      | Niurka Montalvo AME 6.70    | Christy Opara-Thompson AFR 6.66 |
| 1998 | Heike Drechsler GER 7.07     | Marion Jones USA 7.00       | Guan Yingnan ASI 6.74           |
| 2002 | Tatyana Kotova RUS 6.85      | Maurren Higa Maggi AME 6.81 | Conchi Montaner ESP 6.68        |
| 2006 | Lyudmila Kolchanova RUS 6.78 | Naide Gomes EUR 6.68        | Hrisopiyí Devetzí EUR 6.64      |
| 2010 | Yuliya Tarasova APA 6.70     | Yargelis Savigne AME 6.63   | Olga Rypakova APA 6.60          |
| 2014 | Éloyse Lesueur EUR 6.66      | Ivana Španović EUR 6.56     | Tianna Bartoletta AME 6.45      |

**Triple Jump**

|      |                             |                                   |                              |
|------|-----------------------------|-----------------------------------|------------------------------|
| 1992 | Li Huirong ASI 13.88        | Galina Chistyakova EUN 13.67      | Eloina Echevarría AME 13.45  |
| 1994 | Anna Biryukova EUR 14.46    | Sheila Hudson-Strudwick USA 14.00 | Ren Ruiping ASI 13.84        |
| 1998 | Olga Vasdhéki EUR 14.64     | Tatyana Lebedeva RUS 14.36        | Yamilé Aldama AME 14.29      |
| 2002 | Françoise Mbango AFR 14.37  | Ashia Hansen GBR 14.32            | Carlota Castrejana ESP 14.13 |
| 2006 | Tatyana Lebedeva RUS 15.13  | Hrisopiyí Devetzí EUR 15.04       | Yamilé Aldama AFR 14.78      |
| 2010 | Olga Rypakova APA 15.25     | Olga Saladukha EUR 14.70          | Yargelis Savigne AME 14.63   |
| 2014 | Caterine Ibargüen AME 14.52 | Yekaterina Koneva EUR 14.27       | Olga Saladukha EUR 14.26     |

**Shot Put** (4Kg)

|      |                                |                                 |                                 |
|------|--------------------------------|---------------------------------|---------------------------------|
| 1977 | ✘ Helena Fibingerová EUR 20.63 | Svetlana Krachevskaya URS 20.39 | Maren Seidler USA 15.50         |
| 1979 | Ilona Slupianek GDR 20.98      | Helena Fibingerová EUR 19.74    | Svetlana Krachevskaya URS 19.70 |
| 1981 | Ilona Slupianek GDR 20.60      | Helena Fibingerová EUR 19.92    | María Sarriá AME 19.21          |
| 1985 | Natalya Lisovskaya URS 20.69   | Heike Hartwig GDR 19.98         | Helena Fibingerová EUR 19.17    |
| 1989 | Huang Zhihong ASI 20.73        | Heike Hartwig GDR 20.62         | Claudia Losch EUR 20.10         |
| 1992 | Belsis Laza AME 19.19          | Marina Antonyuk EUN 17.98       | Kathrin Neimke GER 17.97        |
| 1994 | Huang Zhihong ASI 19.45        | Belsis Laza AME 19.07           | Astrid Kumbernuss GER 18.89     |
| 1998 | Vita Pavlysh EUR 20.59         | Irina Korzhanenko RUS 19.04     | Connie Price-Smith USA 18.79    |
| 2002 | Irina Korzhanenko RUS 20.20    | Yumileidi Cumbá AME 19.14       | Astrid Kumbernuss GER 19.11     |
| 2006 | Valerie Vili OCE 19.87         | Olga Ryabinkina RUS 19.54       | Yumileidi Cumbá AME 19.12       |
| 2010 | Valerie Adams APA 20.86        | Nadezhda Ostapchuk EUR 20.18    | Gong Lijiao APA 20.13           |
| 2014 | Christina Schwanitz EUR 20.02  | Michelle Carter AME 19.84       | Gong Lijiao APA 19.23           |



| YEAR                                  | FIRST                         | SECOND                         | THIRD                                  |
|---------------------------------------|-------------------------------|--------------------------------|--|
| <b>Discus Throw (1Kg)</b>             |                               |                                |  |
| 1977                                  | Faina Melnyk URS 68.10        | Argentina Menis EUR 63.38      | Sabine Engel GDR 63.12                 |
| 1979                                  | Evelin Jahl GDR 65.18         | Svetlana Melnikova URS 65.14   | María Betancourt AME 62.84             |
| 1981                                  | Evelin Jahl GDR 66.70         | Mariya Petkova EUR 66.30       | Galina Savinkova URS 63.96             |
| 1985                                  | Martina Opitz GDR 69.78       | Galina Savinkova URS 67.30     | Maritza Martén AME 66.54               |
| 1989                                  | Ilke Wyludda GDR 71.54        | Hou Xuemei ASI 66.04           | Maritza Martén AME 65.40               |
| 1992                                  | Maritza Martén AME 69.30      | Ilka Wyludda GER 67.90         | Min Chunfeng ASI 63.38                 |
| 1994                                  | Ilke Wyludda GER 65.30        | Ellina Zvereva EUR 63.86       | Daniela Costian OCE 63.38              |
| 1998                                  | Franka Dietzsch GER 67.07     | Nicoleta Grasu EUR 66.25       | Natalya Sadova RUS 64.38               |
| 2002                                  | Beatrice Faumuina OCE 62.47   | Ekateríni Vóggoli EUR 61.77    | Natalya Sadova RUS 61.30               |
| 2006                                  | Franka Dietzsch EUR 66.07     | Aretha Thurmond USA 61.83      | Song Aimin ASI 61.47                   |
| 2010                                  | Li Yanfeng APA 63.79          | Sandra Perković EUR 63.29      | Yarelis Barrios AME 62.58              |
| 2014                                  | Gia Lewis-Smallwood AME 64.55 | Dani Samuels APA 64.39         | Sandra Perković EUR 62.08              |
| <b>Hammer Throw (From 2002) (4Kg)</b> |                               |                                |  |
| 2002                                  | Gu Yuan ASI 70.75             | Yipsi Moreno AME 69.65         | Olga Kuzenkova RUS 66.98               |
| 2006                                  | Kamila Skolimowska POL 75.29  | Tatyana Lysenko RUS 74.44      | Yipsi Moreno AME 73.99                 |
| 2010                                  | Tatyana Lysenko EUR 73.88     | Zhang Wenxiu APA 73.69         | Yipsi Moreno AME 72.73                 |
| 2014                                  | Anita Włodarczyk EUR 75.21    | Amanda Bingson AME 72.38       | Martina Hrašnová EUR 70.47             |
| <b>Javelin Throw (600gm)</b>          |                               |                                |  |
| 1977                                  | Ruth Fuchs GDR 62.36          | Nadezhda Yakubovich URS 62.02  | Tessa Sanderson EUR 60.30              |
| 1979                                  | Ruth Fuchs GDR 66.10          | Eva Raduly-Zörgö EUR 65.82     | M <sup>a</sup> Caridad Colón AME 63.50 |
| 1981                                  | Antoaneta Todorova EUR 70.08  | Petra Felke GDR 66.60          | Karin Smith USA 63.04                  |
| 1985                                  | Olga Gavrilova URS 66.80      | Petra Felke GDR 66.22          | Fatima Whitbread EUR 65.12             |
| 1989                                  | Petra Felke GDR 70.32         | Li Zhang ASI 61.50             | Laverne Eve AME 60.32                  |
| 1992                                  | Tessa Sanderson EUR 61.86     | Irina Kostyuchenkova EUN 58.10 | Dulce García AME 58.08                 |
| 1994                                  | Trine Hattestad EUR 66.48     | Isel López AME 61.40           | Karen Forkel GER 61.26                 |
| 1998                                  | Joanna Stone OCE 69.85        | Sonia Bisset AME 65.50         | Mikaela Ingberg EUR 64.24              |
| 2002                                  | Osleidys Menéndez AME 64.41   | Tatyana Shikolenko RUS 60.11   | Mikaela Ingberg EUR 60.08              |
| 2006                                  | Steffi Nerius EUR 63.37       | Sonia Bisset AME 61.74         | Justine Robbeson AFR 61.38             |
| 2010                                  | Maria Abakumova EUR 68.14     | Sunette Viljoen AFR 62.21      | Kim Mickle APA 61.36                   |
| 2014                                  | Barbora Špotáková EUR 65.52   | Sunette Viljoen AFR 63.76      | Liz Gleadle AME 61.38                  |
| <b>4 x 100 Metres Relay</b>           |                               |                                |  |
| 1977                                  | Europe 42.51                  | GDR 42.65                      | USSR 42.91                             |
| 1979                                  | Europe 42.19                  | GDR 42.32                      | USSR 42.52                             |
| 1981                                  | GDR 42.22                     | United States 42.82            | USSR 43.01                             |
| 1985                                  | GDR 41.37                     | USSR 42.54                     | Europe 43.38                           |
| 1989                                  | GDR 42.21                     | USSR 42.76                     | United States 42.83                    |
| 1992                                  | Asia 43.63                    | Europe 44.02                   | Africa 44.21                           |
| 1994                                  | Africa 42.92                  | Germany 43.22                  | Oceania 43.36                          |
| 1998                                  | United States 42.00           | Americas 42.44                 | Germany 42.81                          |
| 2002 ✕                                | Americas 41.91                | Africa 42.99                   | Europe 43.30                           |
| 2006                                  | Americas 42.26                | Russia 42.36                   | Africa 43.61                           |
| 2010                                  | Americas 43.07                | Europe 43.77                   | Africa 43.88                           |
| 2014                                  | Americas 42.44                | Europe 42.98                   | Asia-Pacific 45.40                     |
| <b>4 x 400 Metres Relay</b>           |                               |                                |  |
| 1977                                  | GDR 3:24.04                   | Europe 3:25.8                  | USSR 3:27.0                            |
| 1979                                  | GDR 3:20.37                   | USSR 3:23.04                   | United States 3:27.36                  |
| 1981                                  | GDR 3:20.62                   | Europe 3:23.03                 | Americas 3:26.42                       |
| 1985                                  | GDR 3:19.49                   | USSR 3:20.60                   | Europe 3:28.47                         |
| 1989                                  | Americas 3:23.05              | GDR 3:23.97                    | USSR 3:26.15                           |
| 1992                                  | Americas 3:29.73              | Unified Team 3:30.43           | Africa 3:31.90                         |
| 1994                                  | Great Britain & NI 3:27.36    | Germany 3:27.59                | Americas 3:27.91                       |
| 1998                                  | Germany 3:24.26               | Americas 3:24.39               | Russia 3:25.15                         |
| 2002 ✕                                | Americas 3:23.53              | Russia 3:26.59                 | Africa 3:26.84                         |
| 2006                                  | Americas 3:19.84              | United States 3:20.69          | Russia 3:21.21                         |
| 2010                                  | Americas 3:26.37              | Europe 3:26.58                 | Africa 3:27.99                         |
| 2014                                  | Americas 3:20.93              | Europe 3:24.12                 | Africa 3:25.51                         |

YEAR GOLD SILVER BRONZE

**IAAF WORLD CROSS COUNTRY CHAMPIONSHIPS**

**Venues -** 1973: Waregem (17 Mar); 1974: Monza (16 Mar); 1975: Rabat (16 Mar); 1976: Chepstow (28 Feb); 1977: Düsseldorf (20 Mar); 1978: Glasgow (25 Mar); 1979: Limerick (25 Mar); 1980: Paris (9 Mar); 1981: Madrid (28 Mar); 1982: Roma (21 Mar); 1983: Gateshead (20 Mar); 1984: New York (25 Mar); 1985: Lisboa (24 Mar); 1986: Neuchâtel (23 Mar); 1987: Warszawa (22 Mar); 1988: Auckland (26 Mar); 1989: Stavanger (19 Mar); 1990: Aix-les-Bains (25 Mar); 1991: Antwerpen (24 Mar); 1992: Boston (21 Mar); 1993: Amorebieta (23 Mar); 1994: Budapest (26 Mar); 1995: Durham (25 Mar); 1996: Cape Town (23 Mar); 1997: Torino (23 Mar); 1998: Marrakech (21/22 Mar); 1999: Belfast (27/28 Mar); 2000: Vilamoura (18/19 Mar); 2001: Oostende (24/25 Mar); 2002: Dublin (23/24 Mar); 2003: Lausanne (29/30 Mar); 2004: Bruxelles (20/21 Mar); 2005: St Galmier (19/20 Mar); 2006: Fukuoka (1/2 Apr); 2007: Mombasa (24 Mar); 2008: Edinburgh (30 Mar); 2009: Amman (28 Mar); 2010: Bydgoszcz (27 Mar); 2011: Punta Umbría (20 Mar). Thereafter held biennially. 2013: Bydgoszcz (13 Mar); 2015: Guiyang (28 Mar); 2017: Kampala (26 Mar); 2019: Aarhus (Mar)

**MEN****Short Course** (1998-2006)

|      |                 |     |       |                             |     |       |                |     |       |
|------|-----------------|-----|-------|-----------------------------|-----|-------|----------------|-----|-------|
| 1998 | John Kibowen    | KEN | 10:43 | Daniel Komen                | KEN | 10:46 | Paul Kosgei    | KEN | 10:50 |
| 1999 | Benjamin Limo   | KEN | 12:28 | Paul Kosgei                 | KEN | 12:31 | Haylu Mekonnen | ETH | 12:35 |
| 2000 | John Kibowen    | KEN | 11:11 | Sammy Kipketer              | KEN | 11:12 | Paul Kosgei    | KEN | 11:15 |
| 2001 | Enock Koech     | KEN | 12:40 | Kenenisa Bekele             | ETH | 12:42 | Benjamin Limo  | KEN | 12:43 |
| 2002 | Kenenisa Bekele | ETH | 12:11 | Luke Kipkosgei              | KEN | 12:18 | Haylu Mekonnen | ETH | 12:20 |
| 2003 | Kenenisa Bekele | ETH | 11:01 | John Kibowen                | KEN | 11:04 | Benjamin Limo  | KEN | 11:06 |
| 2004 | Kenenisa Bekele | ETH | 11:31 | Gebre-egziabher Gebremariam | ETH | 11:36 | Maregu Zewdie  | ETH | 11:42 |
| 2005 | Kenenisa Bekele | ETH | 11:33 | Abraham Chebii              | KEN | 11:38 | Isaac Songok   | KEN | 11:39 |
| 2006 | Kenenisa Bekele | ETH | 10:54 | Isaac Songok                | KEN | 10:55 | Adil Kaouch    | MAR | 10:57 |

**Teams**

|      |          |    |          |    |          |    |
|------|----------|----|----------|----|----------|----|
| 1998 | Kenya    | 10 | Morocco  | 42 | Ethiopia | 60 |
| 1999 | Kenya    | 14 | Morocco  | 45 | Ethiopia | 55 |
| 2000 | Kenya    | 10 | Ethiopia | 46 | Morocco  | 68 |
| 2001 | Kenya    | 13 | Morocco  | 48 | Ethiopia | 51 |
| 2002 | Kenya    | 20 | Ethiopia | 32 | Spain    | 57 |
| 2003 | Kenya    | 14 | Ethiopia | 31 | Morocco  | 44 |
| 2004 | Ethiopia | 17 | Qatar    | 39 | Kenya    | 52 |
| 2005 | Ethiopia | 23 | Kenya    | 31 | Qatar    | 32 |
| 2006 | Kenya    | 21 | Ethiopia | 48 | Morocco  | 53 |

**Long Course**

|      |                  |     |       |                             |     |       |                             |     |       |
|------|------------------|-----|-------|-----------------------------|-----|-------|-----------------------------|-----|-------|
| 1973 | Pekka Päivärintä | FIN | 35:46 | Mariano Haro                | ESP | 35:46 | Rod Dixon                   | NZL | 36:00 |
| 1974 | Erik De Beck     | BEL | 35:24 | Mariano Haro                | ESP | 35:25 | Karel Lismont               | BEL | 35:27 |
| 1975 | Ian Stewart      | SCO | 35:20 | Mariano Haro                | ESP | 35:21 | Bill Rodgers                | USA | 35:27 |
| 1976 | Carlos Lopes     | POR | 34:48 | Tony Simmons                | ENG | 35:04 | Bernie Ford                 | ENG | 35:07 |
| 1977 | Leon Schots      | BEL | 37:43 | Carlos Lopes                | POR | 37:48 | Detlef Uhlemann             | FRG | 37:52 |
| 1978 | John Treacy      | IRL | 39:25 | Aleksandr Antipov           | URS | 39:28 | Karol Lismont               | BEL | 39:32 |
| 1979 | John Treacy      | IRL | 37:20 | Bronislaw Malinowski        | POL | 37:29 | Aleksandr Antipov           | URS | 37:30 |
| 1980 | Craig Virgin     | USA | 37:02 | Hans-Jürgen Orthmann        | FRG | 37:03 | Nick Rose                   | ENG | 37:06 |
| 1981 | Craig Virgin     | USA | 35:05 | Mohamed Kedir               | ETH | 35:07 | Fernando Mamede             | POR | 35:09 |
| 1982 | Mohamed Kedir    | ETH | 33:41 | Alberto Salazar             | USA | 33:45 | Rod Dixon                   | NZL | 34:02 |
| 1983 | Bekele Debele    | ETH | 36:52 | Carlos Lopes                | POR | 36:52 | Some Muge                   | KEN | 36:52 |
| 1984 | Carlos Lopes     | POR | 33:25 | Tim Hutchings               | ENG | 33:30 | Steve Jones                 | WAL | 33:32 |
| 1985 | Carlos Lopes     | POR | 33:33 | Paul Kipkoech               | KEN | 33:37 | Wodajo Bulti                | ETH | 33:38 |
| 1986 | John Ngugi       | KEN | 35:33 | Abebe Mekonnen              | ETH | 35:35 | Joseph Kiptum               | KEN | 35:40 |
| 1987 | John Ngugi       | KEN | 36:07 | Paul Kipkoech               | KEN | 36:07 | Paul Arpin                  | FRA | 36:51 |
| 1988 | John Ngugi       | KEN | 34:32 | Paul Kipkoech               | KEN | 34:54 | William Koskei              | KEN | 35:07 |
| 1989 | John Ngugi       | KEN | 39:42 | Tim Hutchings               | GBR | 40:10 | Wilfred Kirochi             | KEN | 40:21 |
| 1990 | Khalid Skah      | MAR | 34:21 | Moses Tanui                 | KEN | 34:21 | Julius Korir                | KEN | 34:22 |
| 1991 | Khalid Skah      | MAR | 33:53 | Moses Tanui                 | KEN | 33:54 | Simon Karori                | KEN | 33:54 |
| 1992 | John Ngugi       | KEN | 37:05 | William Mutwol              | KEN | 37:17 | Fita Bayissa                | ETH | 37:18 |
| 1993 | William Sigei    | KEN | 32:15 | Dominic Kirui               | KEN | 32:56 | Ismael Kirui                | KEN | 32:59 |
| 1994 | William Sigei    | KEN | 34:29 | Simon Chemoiywo             | KEN | 34:30 | Haile Gebrselassie          | ETH | 34:32 |
| 1995 | Paul Tergat      | KEN | 34:05 | Ismael Kirui                | KEN | 34:13 | Salah Hissou                | MAR | 34:14 |
| 1996 | Paul Tergat      | KEN | 33:44 | Salah Hissou                | MAR | 33:56 | Ismael Kirui                | KEN | 33:57 |
| 1997 | Paul Tergat      | KEN | 35:11 | Salah Hissou                | MAR | 35:13 | Thomas Nyariki              | KEN | 35:20 |
| 1998 | Paul Tergat      | KEN | 34:01 | Paul Koech                  | KEN | 34:06 | Assefa Mezgebu              | ETH | 34:28 |
| 1999 | Paul Tergat      | KEN | 38:28 | Patrick Ivuti               | KEN | 38:32 | Paulo Guerra                | POR | 38:46 |
| 2000 | Mohammed Mourhit | BEL | 35:00 | Assefa Mezgebu              | ETH | 35:01 | Paul Tergat                 | KEN | 35:02 |
| 2001 | Mohammed Mourhit | BEL | 39:53 | Sergiy Lebid                | UKR | 40:03 | Charles Kamathi             | KEN | 40:05 |
| 2002 | Kenenisa Bekele  | ETH | 34:52 | John Yuda                   | TAN | 34:58 | Wilberforce Taleli          | KEN | 35:20 |
| 2003 | Kenenisa Bekele  | ETH | 35:56 | Patrick Ivuti               | KEN | 36:09 | Gebre-egziabher Gebremariam | ETH | 36:17 |
| 2004 | Kenenisa Bekele  | ETH | 35:52 | Gebre-egziabher Gebremariam | ETH | 36:10 | Sileshi Sihine              | ETH | 36:11 |

| YEAR | GOLD                        |     |       | SILVER             |     |       | BRONZE                |     |       |
|------|-----------------------------|-----|-------|--------------------|-----|-------|-----------------------|-----|-------|
| 2005 | Kenenisa Bekele             | ETH | 35:06 | Zersenay Tadese    | ERI | 35:20 | Abdullah Ahmad Hassan | QAT | 35:34 |
| 2006 | Kenenisa Bekele             | ETH | 35:40 | Sileshi Sihine     | ETH | 35:43 | Martin Mathathi       | KEN | 35:44 |
| 2007 | Zersenay Tadese             | ERI | 35:50 | Moses Mosop        | KEN | 36:13 | Bernard Kipyego       | KEN | 36:37 |
| 2008 | Kenenisa Bekele             | ETH | 34:38 | Leonard Komon      | KEN | 34:41 | Zersenay Tadese       | ERI | 34:43 |
| 2009 | Gebre-egziabher Gebremariam | ETH | 35:02 | Moses Kipsiro      | KEN | 35:04 | Zersenay Tadese       | ERI | 35:04 |
| 2010 | Joseph Ebuya                | KEN | 33:00 | Teklemariam Medhin | ERI | 33:06 | Moses Kipsiro         | UGA | 33:10 |
| 2011 | Imane Merga                 | ETH | 33:50 | Paul Tanui         | KEN | 33:52 | Vincent Chepkok       | KEN | 33:53 |
| 2013 | Japheth Korir               | KEN | 32:45 | Imane Merga        | ETH | 32:51 | Teklemariam Medhin    | ERI | 32:54 |
| 2015 | Geoffrey Kamworor           | KEN | 34:52 | Bedan Karoki       | KEN | 35:00 | Muktar Edris          | ETH | 35:06 |
| 2017 | Geoffrey Kamworor           | KEN | 28:24 | Leonard Barsoton   | KEN | 28:36 | Abadi Hadis           | ETH | 28:43 |

**Teams**

|      |             |     |                    |     |                    |     |
|------|-------------|-----|--------------------|-----|--------------------|-----|
| 1973 | Belgium     | 109 | USSR               | 119 | New Zealand        | 136 |
| 1974 | Belgium     | 103 | England            | 109 | France             | 215 |
| 1975 | New Zealand | 127 | England            | 193 | Belgium            | 213 |
| 1976 | England     | 90  | Belgium            | 118 | France             | 187 |
| 1977 | Belgium     | 126 | England            | 129 | USSR               | 144 |
| 1978 | France      | 151 | USA                | 156 | England            | 159 |
| 1979 | England     | 119 | Ireland            | 198 | USSR               | 210 |
| 1980 | England     | 100 | USA                | 163 | Belgium            | 175 |
| 1981 | Ethiopia    | 81  | USA                | 114 | Kenya              | 220 |
| 1982 | Ethiopia    | 98  | England            | 114 | USSR               | 257 |
| 1983 | Ethiopia    | 104 | USA                | 170 | Kenya              | 191 |
| 1984 | Ethiopia    | 134 | USA                | 161 | Portugal           | 223 |
| 1985 | Ethiopia    | 130 | Kenya              | 141 | USA                | 154 |
| 1986 | Kenya       | 45  | Ethiopia           | 119 | USA                | 204 |
| 1987 | Kenya       | 53  | England            | 146 | Ethiopia           | 161 |
| 1988 | Kenya       | 23  | Ethiopia           | 103 | France             | 134 |
| 1989 | Kenya       | 44  | Great Britain & NI | 147 | Ethiopia           | 162 |
| 1990 | Kenya       | 42  | Ethiopia           | 96  | Spain              | 176 |
| 1991 | Kenya       | 38  | Ethiopia           | 104 | Spain              | 198 |
| 1992 | Kenya       | 46  | France             | 145 | Great Britain & NI | 147 |
| 1993 | Kenya       | 25  | Ethiopia           | 82  | Portugal           | 167 |
| 1994 | Kenya       | 34  | Morocco            | 83  | Ethiopia           | 133 |
| 1995 | Kenya       | 62  | Morocco            | 111 | Spain              | 120 |
| 1996 | Kenya       | 33  | Morocco            | 99  | Ethiopia           | 107 |
| 1997 | Kenya       | 51  | Morocco            | 70  | Ethiopia           | 125 |
| 1998 | Kenya       | 12  | Ethiopia           | 57  | Morocco            | 60  |
| 1999 | Kenya       | 12  | Ethiopia           | 57  | Portugal           | 77  |
| 2000 | Kenya       | 18  | Ethiopia           | 68  | Portugal           | 69  |
| 2001 | Kenya       | 33  | France             | 72  | United States      | 87  |
| 2002 | Kenya       | 18  | Ethiopia           | 43  | Morocco            | 58  |
| 2003 | Kenya       | 13  | Ethiopia           | 23  | Morocco            | 51  |
| 2004 | Ethiopia    | 14  | Kenya              | 30  | Eritrea            | 66  |
| 2005 | Ethiopia    | 24  | Kenya              | 35  | Qatar              | 42  |
| 2006 | Kenya       | 24  | Eritrea            | 28  | Ethiopia           | 42  |
| 2007 | Kenya       | 29  | Morocco            | 152 | Uganda             | 191 |
| 2008 | Kenya       | 39  | Ethiopia           | 104 | Qatar              | 143 |
| 2009 | Kenya       | 28  | Ethiopia           | 28  | Eritrea            | 50  |
| 2010 | Kenya       | 20  | Eritrea            | 44  | Ethiopia           | 66  |
| 2011 | Kenya       | 14  | Ethiopia           | 38  | Uganda             | 49  |
| 2013 | Ethiopia    | 38  | United States      | 52  | Kenya              | 54  |
| 2015 | Ethiopia    | 20  | Kenya              | 20  | Bahrain            | 54  |
| 2017 | Ethiopia    | 21  | Kenya              | 22  | Uganda             | 72  |

**Under-20s**

|      |                  |     |       |                    |     |       |                     |     |       |
|------|------------------|-----|-------|--------------------|-----|-------|---------------------|-----|-------|
| 1973 | Jim Brown        | SCO | 20:52 | Cisneros Haro      | ESP | 21:00 | Leon Schots         | BEL | 21:07 |
| 1974 | Rich Kimball     | USA | 21:31 | Venzazio Ortis     | ITA | 21:33 | John Treacy         | IRL | 21:43 |
| 1975 | Bobby Thomas     | USA | 21:00 | José Luis González | ESP | 21:18 | John Treacy         | IRL | 21:23 |
| 1976 | Eric Hulst       | USA | 23:54 | Thom Hunt          | USA | 24:07 | Nat Muir            | SCO | 24:17 |
| 1977 | Thom Hunt        | USA | 23:15 | Santiago Llorente  | ESP | 23:28 | Ari Paunonen        | FIN | 23:39 |
| 1978 | Mick Morton      | ENG | 22:57 | Rob Earl           | CAN | 23:10 | José Alario         | ESP | 23:11 |
| 1979 | Eddy De Pauw     | BEL | 23:02 | Steve Binns        | ENG | 23:09 | Ildar Denikeyev     | URS | 23:20 |
| 1980 | Jorge García     | ESP | 22:17 | Valeriy Gryaznov   | URS | 22:23 | Ed Eyestone         | USA | 22:27 |
| 1981 | Mohamed Chouri   | TUN | 22:04 | Yevgeniy Zerebin   | URS | 22:06 | Keith Brantly       | USA | 22:07 |
| 1982 | Zurabachev Gelaw | ETH | 22:46 | Adugna Lema        | ETH | 22:47 | Stefano Mei         | ITA | 22:49 |
| 1983 | Fisha Abebe      | ETH | 24:58 | Angaso Telga       | ETH | 24:59 | Jon Richards        | ENG | 25:07 |
| 1984 | Pere Casacuberta | ESP | 21:32 | Doju Tessema       | ETH | 21:34 | Giovanni Castellano | CAN | 21:37 |
| 1985 | Kipkemboi Kimeli | KEN | 22:18 | Habte Negash       | ETH | 22:37 | Woldsilase Milkesa  | ETH | 22:37 |
| 1986 | Feyisa Melese    | ETH | 22:48 | Sammy Kibiwot      | KEN | 22:53 | Demeke Bekele       | ETH | 22:56 |



| YEAR | GOLD                        |     |       | SILVER                 |     |       | BRONZE               |     |       |
|------|-----------------------------|-----|-------|------------------------|-----|-------|----------------------|-----|-------|
| 1987 | Wilfred Kirochi             | KEN | 22:18 | Demeke Bekele          | ETH | 22:18 | Demisse Debebe       | ETH | 22:20 |
| 1988 | Wilfred Kirochi             | KEN | 23:25 | Alfonce Muindi         | KEN | 23:39 | Bedilu Kibret        | ETH | 23:41 |
| 1989 | Addis Abebe                 | ETH | 25:07 | Kipyego Kororia        | KEN | 25:31 | Stephen Nyamu        | KEN | 25:33 |
| 1990 | Kipyego Kororia             | KEN | 22:13 | Richard Chelimo        | KEN | 22:14 | Fita Bayissa         | ETH | 22:24 |
| 1991 | Andrew Sambu                | TAN | 23:59 | Muindi Mumo            | KEN | 24:04 | Fita Bayissa         | ETH | 24:04 |
| 1992 | Ismael Kirui                | KEN | 23:27 | Haile Gebrselassie     | ETH | 23:35 | Josphat Machuka      | KEN | 23:37 |
| 1993 | Philip Mosima               | KEN | 20:18 | Christopher Kosgei     | KEN | 20:20 | Josphat Machuka      | KEN | 20:23 |
| 1994 | Philip Mosima               | KEN | 24:15 | Daniel Komen           | KEN | 24:17 | Abreham Tsige        | ETH | 24:46 |
| 1995 | Assefa Mezgebu              | ETH | 24:12 | Dejene Lidetu          | ETH | 24:14 | David Chelule        | KEN | 24:16 |
| 1996 | David Chelule               | KEN | 24:06 | Assefa Mezgebu         | ETH | 24:19 | Samuel Chepkok       | KEN | 24:24 |
| 1997 | Elijah Korir                | KEN | 24:21 | Million Wolde          | ETH | 24:28 | Paul Kosgei          | KEN | 24:29 |
| 1998 | Million Wolde               | ETH | 22:47 | Richard Limo           | KEN | 22:50 | Haylu Mekonnen       | ETH | 22:51 |
| 1999 | Haylu Mekonnen              | ETH | 25:38 | Richard Limo           | KEN | 25:43 | Kipchumba Mitei      | KEN | 25:45 |
| 2000 | Robert Kipchumba            | KEN | 22:49 | Duncan Lebo            | KEN | 22:52 | John Cheruiyot Korir | KEN | 22:55 |
| 2001 | Kenenisa Bekele             | ETH | 25:04 | Duncan Lebo            | KEN | 25:37 | Dathan Ritzenhein    | USA | 25:46 |
| 2002 | Gebre-egziabher Gebremariam | ETH | 23:18 | Abel Cheruiyot         | KEN | 23:19 | Boniface Kiprop      | UGA | 23:28 |
| 2003 | Eliud Kipchoge              | KEN | 22:47 | Boniface Kiprop        | UGA | 22:49 | Solomon Bushendich   | KEN | 22:51 |
| 2004 | Meba Tadesse                | ETH | 24:01 | Boniface Kiprop        | UGA | 24:03 | Ernest Meli          | KEN | 24:16 |
| 2005 | Augustine Choge             | KEN | 23:59 | Bernard Kiprop Kipyego | KEN | 24:00 | Barnabas Kosgei      | KEN | 24:00 |
| 2006 | Mang'ata Ndiwa              | KEN | 23:53 | Leonard Komon          | KEN | 23:54 | Tariku Bekele        | ETH | 23:56 |
| 2007 | Asbel Kiprop                | KEN | 24:07 | Vincent Chepkok        | KEN | 24:12 | Mathew Kisorio       | KEN | 24:23 |
| 2008 | Ibrahim Jeylan              | ETH | 22:38 | Ayele Abshero          | ETH | 22:40 | Lucas Rotich         | KEN | 22:42 |
| 2009 | Ayele Abshero               | ETH | 23:26 | Titus Mbishei          | KEN | 23:30 | Moses Kibet          | UGA | 23:35 |
| 2010 | Caleb Ndiku                 | KEN | 22:07 | Clement Langat         | KEN | 22:09 | Japhet Korir         | KEN | 22:12 |
| 2011 | Geoffrey Kipsang            | KEN | 22:21 | Thomas Ayeko           | UGA | 22:27 | Patrick Mutunga      | KEN | 22:32 |
| 2013 | Hagos Gebrhiwet             | ETH | 21:04 | Leonard Barsoton       | KEN | 21:08 | Muktar Edris         | ETH | 21:13 |
| 2015 | Yasin Haji                  | ETH | 23:42 | Geoffrey Korir         | KEN | 23:47 | Alfred Ngeno         | KEN | 23:54 |
| 2017 | Jacob Kiplimo               | UGA | 22:40 | Amdework Walegn        | ETH | 22:43 | Richard Yator        | KEN | 22:52 |

**Teams**

|      |          |    |          |    |          |    |
|------|----------|----|----------|----|----------|----|
| 1973 | Spain    | 18 | Italy    | 22 | England  | 24 |
| 1974 | USA      | 22 | Morocco  | 58 | Italy    | 90 |
| 1975 | USA      | 29 | Ireland  | 35 | Spain    | 44 |
| 1976 | USA      | 16 | Spain    | 60 | England  | 91 |
| 1977 | USA      | 36 | Spain    | 40 | Canada   | 67 |
| 1978 | England  | 53 | Canada   | 53 | Spain    | 54 |
| 1979 | Spain    | 57 | England  | 74 | USSR     | 75 |
| 1980 | USSR     | 50 | USA      | 75 | Spain    | 79 |
| 1981 | USA      | 23 | England  | 61 | Canada   | 66 |
| 1982 | Ethiopia | 12 | Italy    | 37 | USA      | 70 |
| 1983 | Ethiopia | 13 | Spain    | 41 | England  | 58 |
| 1984 | Ethiopia | 21 | Spain    | 34 | England  | 69 |
| 1985 | Ethiopia | 16 | Kenya    | 26 | Spain    | 64 |
| 1986 | Ethiopia | 13 | Kenya    | 32 | Spain    | 52 |
| 1987 | Ethiopia | 19 | Kenya    | 20 | Japan    | 73 |
| 1988 | Kenya    | 13 | Ethiopia | 33 | Spain    | 61 |
| 1989 | Kenya    | 14 | Ethiopia | 22 | Italy    | 76 |
| 1990 | Kenya    | 12 | Ethiopia | 27 | Italy    | 85 |
| 1991 | Kenya    | 19 | Ethiopia | 26 | Tanzania | 54 |
| 1992 | Kenya    | 18 | Ethiopia | 28 | Japan    | 90 |
| 1993 | Kenya    | 10 | Ethiopia | 27 | Morocco  | 76 |
| 1994 | Kenya    | 18 | Ethiopia | 27 | Morocco  | 78 |
| 1995 | Kenya    | 23 | Ethiopia | 25 | Morocco  | 72 |
| 1996 | Kenya    | 13 | Ethiopia | 26 | Morocco  | 94 |
| 1997 | Kenya    | 13 | Ethiopia | 31 | Morocco  | 74 |
| 1998 | Ethiopia | 16 | Kenya    | 20 | Morocco  | 66 |
| 1999 | Kenya    | 16 | Ethiopia | 24 | Tanzania | 77 |
| 2000 | Kenya    | 10 | Ethiopia | 47 | Uganda   | 68 |
| 2001 | Kenya    | 24 | Ethiopia | 25 | Uganda   | 68 |
| 2002 | Kenya    | 18 | Ethiopia | 24 | Uganda   | 37 |
| 2003 | Kenya    | 15 | Ethiopia | 28 | Uganda   | 48 |
| 2004 | Kenya    | 20 | Ethiopia | 25 | Uganda   | 33 |
| 2005 | Kenya    | 10 | Ethiopia | 37 | Qatar    | 75 |
| 2006 | Kenya    | 16 | Ethiopia | 24 | Eritrea  | 44 |
| 2007 | Kenya    | 10 | Eritrea  | 44 | Ethiopia | 54 |
| 2008 | Kenya    | 21 | Ethiopia | 28 | Uganda   | 37 |
| 2009 | Kenya    | 20 | Ethiopia | 22 | Eritrea  | 72 |
| 2010 | Kenya    | 10 | Ethiopia | 32 | Uganda   | 56 |
| 2011 | Kenya    | 20 | Ethiopia | 24 | Uganda   | 50 |

| YEAR | GOLD     |    | SILVER   |    | BRONZE  |    |
|------|----------|----|----------|----|---------|----|
| 2013 | Ethiopia | 23 | Kenya    | 26 | Morocco | 65 |
| 2015 | Kenya    | 19 | Ethiopia | 33 | Eritrea | 52 |
| 2017 | Ethiopia | 17 | Kenya    | 28 | Eritrea | 57 |

**WOMEN****Short Course** (1998 – 2006)

|      |                  |     |       |                   |     |       |                  |     |       |
|------|------------------|-----|-------|-------------------|-----|-------|------------------|-----|-------|
| 1998 | Sonia O'Sullivan | IRL | 12:20 | Zahra Ouaziz      | MAR | 12:34 | Kutre Dulecha    | ETH | 12:37 |
| 1999 | Jackline Maranga | KEN | 15:09 | Yamna Belkacem    | FRA | 15:16 | Annemari Sandell | FIN | 15:17 |
| 2000 | Kutre Dulecha    | ETH | 13:00 | Zahra Ouaziz      | MAR | 13:00 | Margaret Ngotho  | KEN | 13:00 |
| 2001 | Gete Wami        | ETH | 14:46 | Paula Radcliffe   | GBR | 14:47 | Edith Masai      | KEN | 14:57 |
| 2002 | Edith Masai      | KEN | 13:30 | Worknesh Kidane   | ETH | 13:36 | Isabella Ochichi | KEN | 13:39 |
| 2003 | Edith Masai      | KEN | 12:43 | Worknesh Kidane   | ETH | 12:44 | Jane Wanjiku     | KEN | 12:46 |
| 2004 | Edith Masai      | KEN | 13:07 | Tirunesh Dibaba   | ETH | 13:09 | Teyiba Erkesso   | ETH | 13:11 |
| 2005 | Tirunesh Dibaba  | ETH | 13:15 | Worknesh Kidane   | ETH | 13:16 | Isabella Ochichi | KEN | 13:21 |
| 2006 | Gelete Burka     | ETH | 12:51 | Priscah Jepleting | KEN | 12:53 | Meselech Melkamu | ETH | 12:54 |

**Teams**

|      |          |    |          |    |               |    |
|------|----------|----|----------|----|---------------|----|
| 1998 | Morocco  | 57 | Ethiopia | 58 | United States | 68 |
| 1999 | France   | 40 | Ethiopia | 48 | Morocco       | 69 |
| 2000 | Portugal | 46 | Ethiopia | 55 | France        | 57 |
| 2001 | Ethiopia | 26 | Kenya    | 32 | Romania       | 78 |
| 2002 | Ethiopia | 32 | Kenya    | 34 | Ireland       | 85 |
| 2003 | Kenya    | 18 | Ethiopia | 24 | Russia        | 76 |
| 2004 | Ethiopia | 19 | Kenya    | 21 | Canada        | 87 |
| 2005 | Ethiopia | 18 | Kenya    | 19 | United States | 67 |
| 2006 | Ethiopia | 25 | Kenya    | 26 | Australia     | 69 |

**Long Course**

|      |                    |     |       |                         |     |       |                      |     |       |
|------|--------------------|-----|-------|-------------------------|-----|-------|----------------------|-----|-------|
| 1973 | Paola Cacchi       | ITA | 13:45 | Joyce Smith             | ENG | 13:58 | Josée Van Santberghe | BEL | 14:01 |
| 1974 | Paola Cacchi       | ITA | 12:42 | Nina Holmen             | FIN | 12:48 | Rita Ridley          | ENG | 12:54 |
| 1975 | Julie Brown        | USA | 13:42 | Bronisława Ludwiczowska | POL | 13:47 | Carmen Valero        | ESP | 13:48 |
| 1976 | Carmen Valero      | ESP | 16:19 | Tatyana Kazankina       | URS | 16:39 | Gabriela Dorio       | ITA | 16:56 |
| 1977 | Carmen Valero      | ESP | 17:26 | Lyudmila Bragina        | URS | 17:28 | Giana Romanova       | URS | 17:35 |
| 1978 | Grete Waitz        | NOR | 16:19 | Natalia Marasescu       | ROU | 16:49 | Maricica Puică       | ROU | 16:59 |
| 1979 | Grete Waitz        | NOR | 16:48 | Raisa Smekhnova         | URS | 17:14 | Ellison Goodall      | USA | 17:18 |
| 1980 | Grete Waitz        | NOR | 15:05 | Irina Bondarchuk        | URS | 15:49 | Yelena Sipatova      | URS | 15:52 |
| 1981 | Grete Waitz        | NOR | 14:07 | Jan Merrill             | USA | 14:22 | Yelena Sipatova      | URS | 14:22 |
| 1982 | Maricica Puică     | ROU | 14:39 | Fița Lovin              | ROU | 14:41 | Grete Waitz          | NOR | 14:44 |
| 1983 | Grete Waitz        | NOR | 13:29 | Alison Wiley            | CAN | 13:37 | Tatyana Pozdnyakova  | URS | 13:37 |
| 1984 | Maricica Puică     | ROU | 15:56 | Galina Zakharova        | URS | 15:58 | Grete Waitz          | NOR | 15:58 |
| 1985 | Zola Budd          | ENG | 15:01 | Cathy Branta            | USA | 15:24 | Ingrid Kristiansen   | NOR | 15:27 |
| 1986 | Zola Budd          | ENG | 14:50 | Lynn Jennings           | USA | 15:08 | Annette Sergent      | FRA | 15:13 |
| 1987 | Annette Sergent    | FRA | 16:46 | Liz Lynch               | SCO | 16:48 | Ingrid Kristiansen   | NOR | 16:51 |
| 1988 | Ingrid Kristiansen | NOR | 19:04 | Angela Tooby            | GBR | 19:23 | Annette Sergent      | FRA | 19:29 |
| 1989 | Annette Sergent    | FRA | 22:27 | Nadezhda Stepanova      | URS | 22:34 | Lynn Williams        | CAN | 22:41 |
| 1990 | Lynn Jennings      | USA | 19:21 | Albertina Dias          | POR | 19:33 | Yelena Romanova      | URS | 19:33 |
| 1991 | Lynn Jennings      | USA | 20:24 | Derartu Tulu            | ETH | 20:27 | Liz McColgan         | GBR | 20:28 |
| 1992 | Lynn Jennings      | USA | 21:16 | Catherina McKiernan     | IRL | 21:18 | Albertina Dias       | POR | 21:19 |
| 1993 | Albertina Dias     | POR | 20:00 | Catherina McKiernan     | IRL | 20:09 | Lynn Jennings        | USA | 20:09 |
| 1994 | Hellen Chepngeno   | KEN | 20:45 | Catherina McKiernan     | IRL | 20:52 | Conceição Ferreira   | POR | 20:52 |
| 1995 | Derartu Tulu       | ETH | 20:21 | Catherina McKiernan     | IRL | 20:29 | Sally Barsosio       | KEN | 20:39 |
| 1996 | Gete Wami          | ETH | 20:12 | Rose Cheruiyot          | KEN | 20:18 | Naomi Mugo           | KEN | 20:21 |
| 1997 | Derartu Tulu       | ETH | 20:53 | Paula Radcliffe         | GBR | 20:55 | Gete Wami            | ETH | 21:00 |
| 1998 | Sonia O'Sullivan   | IRL | 25:39 | Paula Radcliffe         | GBR | 25:42 | Gete Wami            | ETH | 25:49 |
| 1999 | Gete Wami          | ETH | 28:00 | Merima Denboba          | ETH | 28:12 | Paula Radcliffe      | GBR | 28:12 |
| 2000 | Derartu Tulu       | ETH | 25:42 | Gete Wami               | ETH | 25:48 | Susan Chepkemei      | KEN | 25:50 |
| 2001 | Paula Radcliffe    | GBR | 27:49 | Gete Wami               | ETH | 27:52 | Lydia Cheromei       | KEN | 28:07 |
| 2002 | Paula Radcliffe    | GBR | 26:55 | Deena Drossin           | USA | 27:04 | Colleen de Reuck     | USA | 27:17 |
| 2003 | Worknesh Kidane    | ETH | 25:53 | Deena Drossin           | USA | 26:02 | Merima Denboba       | ETH | 26:28 |
| 2004 | Benita Johnson     | AUS | 27:17 | Ejagayou Dibaba         | ETH | 27:29 | Worknesh Kidane      | ETH | 27:34 |
| 2005 | Tirunesh Dibaba    | ETH | 26:34 | Alice Timbilil          | KEN | 26:37 | Worknesh Kidane      | ETH | 26:37 |
| 2006 | Tirunesh Dibaba    | ETH | 25:21 | Lornah Kiplagat         | NED | 25:26 | Meselech Melkamu     | ETH | 25:38 |
| 2007 | Lornah Kiplagat    | NED | 26:23 | Tirunesh Dibaba         | ETH | 26:47 | Meselech Melkamu     | ETH | 26:48 |
| 2008 | Tirunesh Dibaba    | ETH | 25:10 | Mestawet Tufa           | ETH | 25:15 | Linet Masai          | KEN | 25:18 |
| 2009 | Florence Kiplagat  | KEN | 26:13 | Linet Masai             | KEN | 26:16 | Meselech Melkamu     | ETH | 26:19 |
| 2010 | Emily Chebet       | KEN | 24:19 | Linet Masai             | KEN | 24:20 | Meselech Melkamu     | ETH | 24:26 |
| 2011 | Vivian Cheruiyot   | KEN | 24:58 | Linet Masai             | KEN | 25:07 | Shalane Flanagan     | USA | 25:10 |
| 2013 | Emily Chebet       | KEN | 24:24 | Hiwot Ayalew            | ETH | 24:27 | Belaynesh Oljira     | ETH | 24:33 |
| 2015 | Agnes Tirop        | KEN | 26:01 | Senbera Teferi          | ETH | 26:06 | Netsanet Gudeta      | ETH | 26:11 |
| 2017 | Irene Cheptai      | KEN | 31:57 | Alice Nawowuna          | KEN | 32:01 | Lilian Rengeruk      | KEN | 32:11 |

| YEAR         | GOLD     |    | SILVER             |    | BRONZE             |     |
|--------------|----------|----|--------------------|----|--------------------|-----|
| <b>Teams</b> |          |    |                    |    |                    |     |
| 1973         | England  | 40 | Finland            | 73 | USA                | 90  |
| 1974         | England  | 28 | Italy              | 50 | Finland            | 61  |
| 1975         | USA      | 44 | New Zealand        | 50 | Poland             | 61  |
| 1976         | USSR     | 33 | Italy              | 59 | USA                | 64  |
| 1977         | USSR     | 15 | USA                | 48 | New Zealand        | 76  |
| 1978         | Romania  | 30 | USA                | 37 | England            | 55  |
| 1979         | USA      | 29 | USSR               | 48 | England            | 68  |
| 1980         | USSR     | 15 | England            | 49 | USA                | 49  |
| 1981         | USSR     | 24 | USA                | 36 | Italy              | 89  |
| 1982         | USSR     | 44 | Italy              | 57 | England            | 67  |
| 1983         | USA      | 31 | USSR               | 41 | Canada             | 53  |
| 1984         | USA      | 52 | England            | 65 | New Zealand        | 91  |
| 1985         | USA      | 42 | USSR               | 77 | Romania            | 96  |
| 1986         | England  | 65 | New Zealand        | 67 | France             | 76  |
| 1987         | USA      | 46 | France             | 50 | USSR               | 55  |
| 1988         | USSR     | 51 | Great Britain & NI | 61 | France             | 72  |
| 1989         | USSR     | 58 | France             | 60 | USA                | 68  |
| 1990         | USSR     | 37 | Ethiopia           | 75 | Portugal           | 80  |
| 1991         | Kenya    | 36 | Ethiopia           | 36 | USSR               | 48  |
| 1992         | Kenya    | 47 | USA                | 77 | Ethiopia           | 96  |
| 1993         | Kenya    | 52 | Japan              | 93 | France             | 100 |
| 1994         | Portugal | 55 | Ethiopia           | 65 | Kenya              | 75  |
| 1995         | Kenya    | 26 | Ethiopia           | 38 | Kenya              | 84  |
| 1996         | Kenya    | 24 | Ethiopia           | 44 | Romania            | 70  |
| 1997         | Ethiopia | 24 | Kenya              | 34 | Ireland            | 64  |
| 1998         | Kenya    | 30 | Ethiopia           | 37 | Great Britain & NI | 74  |
| 1999         | Ethiopia | 18 | Kenya              | 27 | Portugal           | 94  |
| 2000         | Ethiopia | 20 | Kenya              | 23 | United States      | 98  |
| 2001         | Kenya    | 18 | Ethiopia           | 70 | France             | 77  |
| 2002         | Ethiopia | 28 | United States      | 38 | Kenya              | 41  |
| 2003         | Ethiopia | 17 | Kenya              | 30 | United States      | 36  |
| 2004         | Ethiopia | 26 | Kenya              | 30 | Great Britain & NI | 74  |
| 2005         | Ethiopia | 16 | Kenya              | 22 | Portugal           | 86  |
| 2006         | Ethiopia | 16 | Kenya              | 39 | Japan              | 80  |
| 2007         | Ethiopia | 19 | Kenya              | 26 | Morocco            | 99  |
| 2008         | Ethiopia | 18 | Kenya              | 22 | Australia          | 84  |
| 2009         | Kenya    | 14 | Ethiopia           | 28 | Portugal           | 72  |
| 2010         | Kenya    | 14 | Ethiopia           | 22 | United States      | 76  |
| 2011         | Kenya    | 15 | Ethiopia           | 29 | United States      | 57  |
| 2013         | Kenya    | 19 | Ethiopia           | 48 | Bahrain            | 73  |
| 2015         | Ethiopia | 17 | Kenya              | 19 | Uganda             | 101 |
| 2017         | Kenya    | 10 | Ethiopia           | 45 | Bahrain            | 59  |

**Under-20s**

|      |                   |     |       |                    |     |       |                     |     |       |
|------|-------------------|-----|-------|--------------------|-----|-------|---------------------|-----|-------|
| 1989 | Malin Ewerlöf     | SWE | 15:23 | Olga Nazarkina     | URS | 15:30 | Esther Saina        | KEN | 15:41 |
| 1990 | Liu Shixiang      | CHN | 14:19 | Yan Qinglan        | CHN | 14:20 | Susan Chepkemei     | KEN | 14:22 |
| 1991 | Lydia Cheromei    | KEN | 13:59 | Jane Ekimat        | KEN | 14:20 | Melody Fairchild    | USA | 14:28 |
| 1992 | Paula Radcliffe   | GBR | 13:30 | Wang Junxia        | CHN | 13:35 | Lydia Cheromei      | KEN | 13:43 |
| 1993 | Gladys Ondeyo     | KEN | 14:04 | Pamela Chepchumba  | KEN | 14:09 | Sally Barsosio      | KEN | 14:11 |
| 1994 | Sally Barsosio    | KEN | 14:04 | Rose Cheruiyot     | KEN | 14:05 | Elizabeth Cheptanui | KEN | 14:15 |
| 1995 | Annemari Sandell  | FIN | 14:04 | Jebiwot Keitany    | KEN | 14:09 | Nancy Kipron        | KEN | 14:17 |
| 1996 | Kutre Dulecha     | ETH | 13:27 | Annemari Sandell   | FIN | 13:32 | Jepkorir Ayabei     | KEN | 13:35 |
| 1997 | Rose Koskei       | KEN | 14:58 | Prisca Jepleting   | KEN | 14:59 | Ayelech Worku       | ETH | 15:02 |
| 1998 | Yimenashu Taye    | ETH | 19:32 | Jeruto Kiptum      | KEN | 19:34 | Worknesh Kidane     | ETH | 19:34 |
| 1999 | Werknesh Kidane   | ETH | 21:26 | Vivian Cheruiyot   | KEN | 21:37 | Yoshiko Fujinaga    | JPN | 21:41 |
| 2000 | Vivian Cheruiyot  | KEN | 20:34 | Alice Timbilil     | KEN | 20:35 | Viola Kibiwott      | KEN | 20:36 |
| 2001 | Viola Kibiwot     | KEN | 22:05 | Abebech Nigussie   | ETH | 22:05 | Aster Bacha         | ETH | 22:05 |
| 2002 | Viola Kibiwott    | KEN | 20:13 | Tirunesh Dibaba    | ETH | 20:14 | Vivian Cheruiyot    | KEN | 20:22 |
| 2003 | Tirunesh Dibaba   | ETH | 20:21 | Peninah Chepchumba | KEN | 20:22 | Gelete Burka        | ETH | 20:28 |
| 2004 | Meselech Melkamu  | ETH | 20:48 | Aziza Aliye        | ETH | 20:53 | Mestawet Tadesse    | ETH | 20:56 |
| 2005 | Gelete Burka      | ETH | 20:12 | Veronica Wanjiru   | KEN | 20:39 | Beatrice Chepngeno  | KEN | 20:44 |
| 2006 | Pauline Korikwang | KEN | 19:27 | Veronica Wanjiru   | KEN | 19:27 | Mercy Kosgei        | KEN | 19:45 |
| 2007 | Linet Masai       | KEN | 20:52 | Mercy Kosgei       | KEN | 20:59 | Veronica Wanjiru    | KEN | 21:10 |
| 2008 | Genzebe Dibaba    | ETH | 19:59 | Irine Cheptai      | KEN | 20:04 | Emebet Eta'a        | ETH | 20:06 |
| 2009 | Genzebe Dibaba    | ETH | 20:14 | Mercy Cherono      | KEN | 20:17 | Jackline Chepngeno  | KEN | 20:27 |
| 2010 | Mercy Cherono     | KEN | 18:47 | Purity Rionoripo   | KEN | 18:54 | Esther Chemtai      | KEN | 18:55 |
| 2011 | Faith Kipyegon    | KEN | 18:53 | Genet Yalew        | ETH | 18:54 | Azemra Gebru        | ETH | 18:54 |



| YEAR | GOLD             |     |       | SILVER      |     |       | BRONZE           |     |       |
|------|------------------|-----|-------|-------------|-----|-------|------------------|-----|-------|
| 2013 | Faith Kipyegon   | KEN | 17:51 | Agnes Tirop | KEN | 17:51 | Alemitu Haroye   | ETH | 17:57 |
| 2015 | Letesenbet Gidey | ETH | 19:48 | Dera Dida   | ETH | 19:49 | Etagegne Woldu   | ETH | 19:53 |
| 2017 | Letesenbet Gidey | ETH | 18:34 | Hawi Feysa  | ETH | 18:57 | Celphine Chespol | ETH | 19:02 |

**Teams**

|      |          |    |          |    |                    |    |
|------|----------|----|----------|----|--------------------|----|
| 1989 | Kenya    | 40 | USSR     | 68 | Portugal           | 84 |
| 1990 | Kenya    | 19 | Japan    | 44 | PR of China        | 68 |
| 1991 | Kenya    | 18 | Ethiopia | 40 | Japan              | 43 |
| 1992 | Ethiopia | 55 | Romania  | 59 | Kenya              | 59 |
| 1993 | Kenya    | 10 | Japan    | 41 | Ethiopia           | 61 |
| 1994 | Kenya    | 11 | Ethiopia | 46 | Japan              | 60 |
| 1995 | Kenya    | 18 | Ethiopia | 31 | Japan              | 56 |
| 1996 | Kenya    | 21 | Ethiopia | 26 | Japan              | 70 |
| 1997 | Kenya    | 15 | Japan    | 38 | Ethiopia           | 39 |
| 1998 | Ethiopia | 16 | Kenya    | 20 | Japan              | 68 |
| 1999 | Ethiopia | 20 | Kenya    | 31 | Japan              | 46 |
| 2000 | Kenya    | 12 | Ethiopia | 24 | Japan              | 78 |
| 2001 | Ethiopia | 16 | Kenya    | 20 | Japan              | 59 |
| 2002 | Kenya    | 13 | Ethiopia | 24 | Japan              | 63 |
| 2003 | Ethiopia | 14 | Kenya    | 22 | Morocco            | 78 |
| 2004 | Ethiopia | 10 | Kenya    | 36 | Japan              | 67 |
| 2005 | Kenya    | 16 | Ethiopia | 22 | Japan              | 56 |
| 2006 | Kenya    | 10 | Ethiopia | 29 | Japan              | 58 |
| 2007 | Kenya    | 13 | Eritrea  | 33 | Ethiopia           | 36 |
| 2008 | Ethiopia | 16 | Kenya    | 20 | Japan              | 57 |
| 2009 | Ethiopia | 18 | Kenya    | 18 | Japan              | 76 |
| 2010 | Kenya    | 10 | Ethiopia | 30 | Uganda             | 81 |
| 2011 | Ethiopia | 17 | Kenya    | 19 | Japan              | 75 |
| 2013 | Kenya    | 14 | Ethiopia | 23 | Great Britain & NI | 81 |
| 2015 | Ethiopia | 11 | Kenya    | 33 | Bahrain            | 52 |
| 2017 | Ethiopia | 19 | Kenya    | 20 | Uganda             | 62 |

**MIXED RELAY** (Four legs, two by men and two by women)

|      |       |       |          |       |        |       |
|------|-------|-------|----------|-------|--------|-------|
| 2017 | Kenya | 22:11 | Ethiopia | 22:30 | Turkey | 22:37 |
|------|-------|-------|----------|-------|--------|-------|

## IAAF WORLD RACE WALKING TEAM CHAMPIONSHIPS

**Venues** - 1961: Lugano (14/15 Oct); 1963: Varese (12/13 Oct); 1965: Pescara (9/10 Oct); 1967: Bad Saarow (15 Oct); 1970: Eschborn (10/11 Oct); 1973: Lugano (12/13 Oct); 1975: Le Grand Quevilly (11/12 Oct); 1977: Milton Keynes (24/25 Oct); 1979: Eschborn (29/30 Oct); 1981: Valencia (3/4 Oct); 1983: Bergen (24/25 Sep); 1985: St. John's, Isle of Man (28/29 Sep); 1987: New York (2/3 May); 1989: L'Hospitalet (27/28 May); 1991: San Jose (1/2 Jun); 1993: Monterrey (24/25 Apr); 1995: Beijing (29/30 Apr); 1997: Podebrady (19/20 Apr); 1999: Mézidon-Canon (1/2 May); 2002: Torino (Turin) (12/13 Oct); 2004: Naumburg (1/2 May); 2006: La Coruña (13/14 May); 2008: Cheboksary (10/11 May); 2010: Chihuahua (15/16 May); 2012: Saransk (12/13 May); 2014: Taicang (3/4 May); 2016: Roma (7/8 May); 2018: *Taicang (5/6 May)*

**MEN****20 Kilometres**

|      |                        |     |         |                        |     |         |                        |     |         |
|------|------------------------|-----|---------|------------------------|-----|---------|------------------------|-----|---------|
| 1961 | Ken Matthews           | GBR | 1:30:55 | Lennart Back           | SWE | 1:32:12 | George Williams        | GBR | 1:34:02 |
| 1963 | Ken Matthews           | GBR | 1:30:11 | Paul Nihill            | GBR | 1:33:19 | Antal Kiss             | HUN | 1:33:38 |
| 1965 | Dieter Lindner         | GDR | 1:28:10 | Antal Kiss             | HUN | 1:29:09 | Gerhard Sperling       | GDR | 1:31:30 |
| 1967 | Mykola Smaga           | URS | 1:28:39 | Volodya Holubnychiy    | URS | 1:28:58 | Ron Laird              | USA | 1:29:13 |
| 1970 | Hans-Georg Reimann     | GDR | 1:26:55 | Volodya Holubnychiy    | URS | 1:27:22 | Peter Frenkel          | GDR | 1:27:33 |
| 1973 | Hans-Georg Reimann     | GDR | 1:29:31 | Karl-Heinz Stadtmüller | GDR | 1:29:36 | Ron Laird              | USA | 1:30:45 |
| 1975 | Karl-Heinz Stadtmüller | GDR | 1:26:12 | Bernhard Kannenberg    | FRG | 1:26:20 | Peter Frenkel          | GDR | 1:26:54 |
| 1977 | Daniel Bautista        | MEX | 1:24:02 | Domingo Colín          | MEX | 1:24:31 | Karl-Heinz Stadtmüller | GDR | 1:24:51 |
| 1979 | Daniel Bautista        | MEX | 1:18:49 | Boris Yakovlev         | URS | 1:19:46 | Mykola Vynnichenko     | URS | 1:20:05 |
| 1981 | Ernesto Canto          | MEX | 1:23:52 | Roland Wieser          | GDR | 1:24:12 | Alessandro Pezzatini   | ITA | 1:24:24 |
| 1983 | Jozef Pribilinec       | TCH | 1:19:30 | Ernesto Canto          | MEX | 1:19:41 | Anatoliy Solomin       | URS | 1:19:43 |
| 1985 | José Marín             | ESP | 1:21:42 | Maurizio Damilano      | ITA | 1:21:43 | Viktor Mostovik        | URS | 1:22:01 |
| 1987 | Carlos Mercenario      | MEX | 1:19:24 | Viktor Mostovik        | URS | 1:19:32 | Anatoliy Gorshkov      | URS | 1:20:04 |
| 1989 | Frants Kostyukevich    | URS | 1:20:21 | Mikhail Shchennikov    | URS | 1:20:34 | Yevgeniy Misyulya      | URS | 1:20:47 |
| 1991 | Mikhail Shchennikov    | URS | 1:20:43 | Ernesto Canto          | MEX | 1:20:46 | Thierry Toutain        | FRA | 1:20:56 |
| 1993 | Daniel García          | MEX | 1:24:26 | Valentí Massana        | ESP | 1:24:32 | Alberto Cruz           | MEX | 1:24:37 |
| 1995 | Li Zewen               | CHN | 1:19:44 | Mikhail Shchennikov    | RUS | 1:19:58 | Bernardo Segura        | MEX | 1:20:32 |
| 1997 | Jefferson Pérez        | ECU | 1:18:24 | Daniel García          | MEX | 1:18:27 | Ilya Markov            | RUS | 1:18:30 |

| YEAR  | FIRST                                  | SECOND                          | THIRD                         |
|-------|--|---------------------------------|-------------------------------|
| 1999  | Bernardo Segura MEX 1:20:20            | Yu Guohui CHN 1:20:21           | Vladimir Andreyev RUS 1:20:29 |
| 2002  | Jefferson Pérez ECU 1:21:26            | Vladimir Andreyev RUS 1:21:50   | Alejandro López MEX 1:22:01   |
| 2004  | Jefferson Pérez ECU 1:18:42            | Robert Korzeniowski POL 1:19:02 | Nathan Deakes AUS 1:19:11     |
| 2006  | Francisco Javier Fernández ESP 1:18:31 | Jefferson Pérez ECU 1:19:08     | Han Yucheng CHN 1:19:10       |
| 2008  | Francisco Javier Fernández ESP 1:18:15 | Valeriy Borchin RUS 1:18:21     | Eder Sánchez MEX 1:18:34      |
| 2010  | Wang Hao CHN 1:22:35                   | Chu Yafei CHN 1:22:46           | Andrey Krivov RUS 1:22:54     |
| 2012✘ | Wang Zhen CHN 1:19:13                  | Andrey Krivov RUS 1:19:27       | Ruslan Dmytrenko UKR 1:20:17  |
| 2014  | Ruslan Dmytrenko UKR 1:18:37           | Cai Zelin CHN 1:18:52           | Andrey Ruzavin RUS 1:18:59    |
| 2016  | Wang Zhen CHN 1:19:22                  | Cai Zelin CHN 1:19:34           | Álvaro Martín ESP 1:19:36     |

**Teams**

|       |             |     |             |     |             |     |
|-------|-------------|-----|-------------|-----|-------------|-----|
| 1993  | Mexico      | 265 | Italy       | 244 | Spain       | 240 |
| 1995  | PR of China | 436 | Italy       | 422 | Mexico      | 420 |
| 1997  | Russia      | 431 | Belarus     | 413 | Mexico      | 403 |
| 1999  | Russia      | 19  | Mexico      | 28  | PR of China | 29  |
| 2002  | Russia      | 24  | Belarus     | 28  | Italy       | 34  |
| 2004  | PR of China | 18  | Ecuador     | 35  | Italy       | 35  |
| 2006  | Spain       | 33  | Australia   | 37  | Russia      | 37  |
| 2008  | Russia      | 11  | Spain       | 22  | Australia   | 47  |
| 2010  | PR of China | 8   | Russia      | 23  | Mexico      | 38  |
| 2012✘ | PR of China | 16  | Ukraine     | 18  | Australia   | 62  |
| 2014  | Ukraine     | 18  | PR of China | 23  | Japan       | 35  |
| 2016  | PR of China | 16  | Canada      | 28  | Ecuador     | 41  |

**50 Kilometres**

|       |                                |                                 |                                 |
|-------|--------------------------------|---------------------------------|---------------------------------|
| 1961  | Abdon Pamich ITA 4:25:38       | Don Thompson GBR 4:30:35        | Åke Söderlund SWE 4:36:48       |
| 1963  | István Havasi HUN 4:14:25      | Ray Middleton GBR 4:17:16       | Ingvar Pettersson SWE 4:19:11   |
| 1965  | Christoph Höhne GDR 4:03:14    | Burkhard Leuschke GDR 4:06:02   | Abdon Pamich ITA 4:06:41        |
| 1967  | Christoph Höhne GDR 4:09:09    | Peter Selzer GDR 4:11:40        | Aleksandr ShcherbinaURS 4:13:07 |
| 1970  | Christoph Höhne GDR 4:04:36    | Veniamin Soldatenko URS 4:09:52 | Burkhard Leuschke GDR 4:11:10   |
| 1973  | Bernd Kannenberg FRG 3:56:51   | Otto Barch URS 3:57:11          | Christoph Höhne GDR 3:57:26     |
| 1975  | Yevgeniy Lyungin URS 4:03:42   | Gerhard Weidner FRG 4:09:58     | Vladimir Svetnikov URS 4:11:31  |
| 1977  | Raúl González MEX 4:04:16      | Pedro Aroche MEX 4:04:55        | Paolo Grecucci ITA 4:06:27      |
| 1979  | Martín Bermúdez MEX 3:43:36    | Enrique Vera MEX 3:43:59        | Viktor Dorovskikh URS 3:45:51   |
| 1981  | Raúl González MEX 3:48:30      | Hartwig Gauder GDR 3:52:18      | Sandro Bellucci ITA 3:54:57     |
| 1983  | Raúl González MEX 3:45:37      | Sergey Yung URS 3:48:26         | Viktor Dorovskikh URS 3:49:47   |
| 1985  | Hartwig Gauder GDR 3:47:31     | Andrey Perlov URS 3:49:23       | Axel Noack GDR 3:56:53          |
| 1987  | Ronald Weigel GDR 3:42:26      | Hartwig Gauder GDR 3:42:52      | Dietmar Meisch GDR 3:43:14      |
| 1989  | Simon Baker AUS 3:43:13        | Andrey Perlov URS 3:44:12       | Stanislav Vezhel URS 3:44:50    |
| 1991  | Carlos Mercenario MEX 3:42:03  | Simon Baker AUS 3:46:36         | Ronald Weigel GER 3:47:50       |
| 1993  | Carlos Mercenario MEX 3:50:28  | Jesús Ángel GarcíaESP 3:52:44   | Germán Sánchez MEX 3:54:15      |
| 1995  | Zhao Yongsheng CHN 3:41:20     | Jesús Ángel GarcíaESP 3:41:54   | Valentin Kononen FIN 3:42:50    |
| 1997  | Jesús Ángel GarcíaESP 3:39:54  | Nikolay Matyukhin RUS 3:41:36   | Valentin Kononen FIN 3:41:09    |
| 1999  | Sergey Korepanov KAZ 3:39:22   | Tomasz Lipiec POL 3:40:08       | Nikolay Matyukhin RUS 3:40:13   |
| 2002  | Aleksey Voyevodin RUS 3:40:59  | German Skurygin RUS 3:42:08     | Tomasz Lipiec POL 3:45:37       |
| 2004  | Aleksey Voyevodin RUS 3:42:44  | Yu Chaohong CHN 3:43:47         | Yuriy Andronov RUS 3:46:49      |
| 2006  | Denis Nizhegorodov RUS 3:38:02 | Trond Nymark NOR 3:41:30        | Yuriy Andronov RUS 3:42:38      |
| 2008✘ | Denis Nizhegorodov RUS 3:34:14 | Alex Schwazer ITA 3:37:04       | Trond Nymark NOR 3:44:59        |
| 2010  | Matej Tóth SVK 3:53:30         | Horacio Nava MEX 3:54:16        | Jared Tallent AUS 3:54:55       |
| 2012✘ | Jared Tallent AUS 3:40:32      | Si Tiangfeng CHN 3:43:05        | Christopher Linke GER 3:47:33   |
| 2014  | Mikhail Ryzhov RUS 3:39:05     | Ivan Noskov RUS 3:39:38         | Jared Tallent AUS 3:42:48       |
| 2016✘ | Jared Tallent AUS 3:42:36      | Ivan Glavan UKR 3:44:02         | Marco De Luca ITA 3:44:47       |

**Teams**

|       |             |     |                 |     |             |     |
|-------|-------------|-----|-----------------|-----|-------------|-----|
| 1993  | Mexico      | 275 | Spain           | 251 | France      | 245 |
| 1995  | Mexico      | 426 | Russia          | 419 | Spain       | 413 |
| 1997  | Russia      | 434 | Slovak Republic | 415 | Spain       | 407 |
| 1999  | Russia      | 14  | Spain           | 26  | Germany     | 55  |
| 2002  | Russia      | 7   | France          | 59  | PR of China | 78  |
| 2004  | Russia      | 8   | PR of China     | 14  | Spain       | 23  |
| 2006  | Spain       | 20  | Poland          | 38  | PR of China | 39  |
| 2008✘ | Italy       | 28  | Mexico          | 29  | Spain       | 30  |
| 2010  | PR of China | 21  | Mexico          | 22  | Russia      | 38  |
| 2012✘ | PR of China | 28  | Ukraine         | 31  | Mexico      | 43  |
| 2014  | Russia      | 7   | Ukraine         | 25  | PR of China | 40  |
| 2016✘ | Italy       | 14  | Ukraine         | 25  | Spain       | 30  |

| YEAR  | GOLD               |     | SILVER             |                         | BRONZE             |         |                      |     |         |
|---|--------------------|-----|--------------------|-------------------------|--------------------|---------|----------------------|-----|---------|
| <b>Lugano Trophy</b> (discontinued after 1997)      |                    |     |                    |                         |                    |         |                      |     |         |
| 1961  | Great Britain & NI | 53  | Sweden             | 53                      | Italy              | 28      |                      |     |         |
| 1963  | Great Britain & NI | 93  | Hungary            | 64                      | Sweden             | 63      |                      |     |         |
| 1965  | GDR                | 117 | Great Britain & NI | 87                      | Hungary            | 64      |                      |     |         |
| 1967  | GDR                | 128 | USSR               | 107                     | Great Britain & NI | 104     |                      |     |         |
| 1970  | GDR                | 134 | USSR               | 125                     | FRG                | 88      |                      |     |         |
| 1973  | GDR                | 139 | USSR               | 134                     | Italy              | 104     |                      |     |         |
| 1975  | USSR               | 117 | GDR                | 105                     | FRG                | 102     |                      |     |         |
| 1977  | Mexico             | 185 | GDR                | 180                     | Italy              | 160     |                      |     |         |
| 1979  | Mexico             | 240 | USSR               | 235                     | GDR                | 201     |                      |     |         |
| 1981  | Italy              | 227 | USSR               | 227                     | Mexico             | 221     |                      |     |         |
| 1983  | USSR               | 231 | Italy              | 189                     | Mexico             | 146     |                      |     |         |
| 1985  | GDR                | 234 | USSR               | 234                     | Italy              | 233     |                      |     |         |
| 1987  | USSR               | 607 | Italy              | 569                     | GDR                | 518     |                      |     |         |
| 1989  | USSR               | 585 | Italy              | 534                     | France             | 516     |                      |     |         |
| 1991  | Italy              | 517 | Germany            | 491                     | Mexico             | 487     |                      |     |         |
| 1993  | Mexico             | 540 | Spain              | 491                     | Italy              | 487     |                      |     |         |
| 1995  | Mexico             | 846 | Italy              | 815                     | PR of China        | 805     |                      |     |         |
| 1997  | Russia             | 865 | Mexico             | 802                     | Belarus            | 801     |                      |     |         |
| <b>Under-20 10 Kilometres</b>                       |                    |     |                    |                         |                    |         |                      |     |         |
| 2004  | Sun Chao           | CHN | 40:38              | Eder Sánchez            | MEX                | 41:01   | Benjamin Sánchez     | ESP | 41:19   |
| 2006  | Sergey Morozov     | RUS | 40:26              | Miguel Angel López      | ESP                | 41:41   | Aleksey Grigoryev    | RUS | 41:52   |
| 2008  | Aleksey Bartsaykin | RUS | 39:57              | Cheng Ding              | CHN                | 40:12   | Denis Strelkov       | RUS | 40:17   |
| 2010  | Eider Arévalo      | COL | 42:13              | Cai Zelin               | CHN                | 42:22   | Valery Filipchuk     | RUS | 42:58   |
| 2012  | Eider Arévalo      | COL | 41:17              | Alexander Ivanov        | RUS                | 41:42   | Jesús Vega           | MEX | 41:56   |
| 2014  | Gao Wenkui         | CHN | 39:40              | Daisuke Matsunaga       | JPN                | 39:45   | Nikolay Markov       | RUS | 39:55   |
| 2016  | Zhang Jun          | CHN | 40:23              | Manuel Bermúdez         | ESP                | 40:27   | Noel Ali Chama       | MEX | 40:29   |
| <b>Teams</b>  |                    |     |                    |                         |                    |         |                      |     |         |
| 2004  | Mexico             | 9   | Russia             | 11                      | PR of China        | 13      |                      |     |         |
| 2006  | Russia             | 14  | Belarus            | 14                      | Spain              | 28      |                      |     |         |
| 2008  | Russia             | 4   | PR of China        | 7                       | Spain              | 10      |                      |     |         |
| 2010  | Russia             | 7   | PR of China        | 7                       | Colombia           | 9       |                      |     |         |
| 2012  | Russia             | 6   | Colombia           | 10                      | PR of China        | 14      |                      |     |         |
| 2014  | PR of China        | 6   | Spain              | 17                      | Australia          | 19      |                      |     |         |
| 2016  | Mexico             | 8   | Peru               | 13                      | Japan              | 17      |                      |     |         |
| <b>WOMEN</b>  |                    |     |                    |                         |                    |         |                      |     |         |
| <b>5 Kilometres</b>                                 |                    |     |                    |                         |                    |         |                      |     |         |
| 1979  | Marion Fawkes      | GBR | 22:51              | Carol Tyson             | GBR                | 22:59   | Thorill Gylder       | NOR | 23:08   |
| 1981  | Siw Gustavsson     | SWE | 22:57              | Aleksandra Derevinskaya | URS                | 23:18   | Lyudmila Khrushchova | URS | 23:26   |
| <b>10 Kilometres</b> (replaced with 20Km from 1999) |                    |     |                    |                         |                    |         |                      |     |         |
| 1983  | Xu Yongjiu         | CHN | 45:14              | Natalya Sharipova       | URS                | 45:26   | Sue Cook             | AUS | 45:27   |
| 1985  | Yan Hong           | CHN | 46:22              | Guan Ping               | CHN                | 46:23   | Olga Krishtop        | URS | 46:24   |
| 1987  | Olga Krishtop      | URS | 43:22              | Irina Strakhova         | URS                | 43:35   | Jin Bingjie          | CHN | 43:45   |
| 1989  | Beate Anders       | GDR | 43:08              | Kerry Saxby             | AUS                | 43:12   | Ileana Salvador      | ITA | 43:24   |
| 1991  | Irina Strakhova    | URS | 43:55              | Graciela Mendoza        | MEX                | 44:09   | Yelena Sayko         | URS | 44:11   |
| 1993  | Wang Yan           | CHN | 45:10              | Sari Essayah            | FIN                | 45:18   | Yelena Nikolayeva    | RUS | 45:22   |
| 1995  | Gao Hongmiao       | CHN | 42:19              | Yelena Nikolayeva       | RUS                | 42:32   | Liu Hongyu           | CHN | 42:49   |
| 1997  | Irina Stankina     | RUS | 41:52              | Olimpiada Ivanova       | RUS                | 41:59   | Gu Yan               | CHN | 42:15   |
| <b>20 Kilometres</b>                                |                    |     |                    |                         |                    |         |                      |     |         |
| 1999  | Liu Hongyu         | CHN | 1:27:32            | Natalya Fedoskina       | RUS                | 1:27:35 | Norica Cîmpean       | ROU | 1:27:48 |
| 2002  | Erica Alfridi      | ITA | 1:28:55            | Olimpiada Ivanova       | RUS                | 1:28:57 | Natalya Fedoskina    | RUS | 1:28:59 |
| 2004  | Yelena Nikolayeva  | RUS | 1:27:24            | Jiang Jing              | CHN                | 1:27:34 | Maria Vascó          | ESP | 1:27:36 |
| 2006  | Rita Turova        | BLR | 1:26:27            | Olimpiada Ivanova       | RUS                | 1:27:26 | Irina Petrova        | RUS | 1:27:46 |
| 2008  | Olga Kaniskina     | RUS | 1:25:42            | Tatyana Sibileva        | RUS                | 1:26:29 | Vera Santos          | POR | 1:28:17 |
| 2010  | María Vasco        | ESP | 1:31:55            | Vera Santos             | POR                | 1:32:06 | Inês Henriques       | POR | 1:33:28 |
| 2012  | Yelena Lashmanova  | RUS | 1:27:38            | María José Poves        | ESP                | 1:29:10 | Lu Xiuzhi            | CHN | 1:29:55 |
| 2014  | Anisya Kirdyapkina | RUS | 1:26:31            | Liu Hong                | CHN                | 1:26:58 | Elmira Alembekova    | RUS | 1:27:02 |
| 2016  | Guadalupe González | MEX | 1:26:17            | Qieyang Shenjie         | CHN                | 1:26:49 | Erica de Seña        | BRA | 1:27:18 |
| <b>Teams</b> (Eschborn Cup)                         |                    |     |                    |                         |                    |         |                      |     |         |
| 1979  | Great Britain & NI | 85  | Sweden             | 74                      | Norway             | 69      |                      |     |         |
| 1981  | USSR               | 105 | Sweden             | 104                     | Australia          | 90      |                      |     |         |
| 1983  | PR of China        | 132 | USSR               | 130                     | Australia          | 126     |                      |     |         |
| 1985  | PR of China        | 104 | USSR               | 98                      | Canada             | 74      |                      |     |         |
| 1987  | USSR               | 203 | Spain              | 174                     | Australia          | 167     |                      |     |         |



| YEAR  | FIRST       |     | SECOND      |     | THIRD       |     |
|-------|-------------|-----|-------------|-----|-------------|-----|
| 1989  | USSR        | 218 | PR of China | 212 | Italy       | 203 |
| 1991  | USSR        | 203 | Italy       | 180 | Mexico      | 162 |
| 1993  | Italy       | 196 | PR of China | 193 | Russia      | 193 |
| 1995  | PR of China | 443 | Italy       | 427 | Russia      | 422 |
| 1997  | Russia      | 440 | Italy       | 435 | PR of China | 425 |
| 1999  | PR of China | 13  | Russia      | 16  | Mexico      | 54  |
| 2002  | Russia      | 9   | Italy       | 26  | Romania     | 42  |
| 2004  | PR of China | 18  | Russia      | 28  | Romania     | 41  |
| 2006  | Russia      | 10  | PR of China | 19  | Belarus     | 25  |
| 2010  | Portugal    | 13  | Spain       | 22  | PR of China | 32  |
| 2012✕ | Spain       | 16  | Russia      | 27  | PR of China | 32  |
| 2014  | Russia      | 8   | PR of China | 22  | Portugal    | 36  |
| 2016✕ | PR of China | 14  | Australia   | 40  | Colombia    | 58  |

**Under-20 10 Kilometres**

|      |                     |     |       |                       |     |       |                    |     |       |
|------|---------------------|-----|-------|-----------------------|-----|-------|--------------------|-----|-------|
| 2004 | Vera Sokolova       | RUS | 45:29 | Anna Bragina          | RUS | 46:15 | Zhang Nan          | CHN | 47:18 |
| 2006 | Vera Sokolova       | RUS | 44:49 | Alexandra Kudryashova | RUS | 44:52 | Chai Xue           | CHN | 45:04 |
| 2008 | Tatyana Kalmykova   | RUS | 42:44 | Irina Yumanova        | RUS | 43:23 | Elmira Alembekova  | RUS | 44:39 |
| 2010 | Antonella Palmisano | ITA | 47:52 | He Qin                | CHN | 47:57 | Anna Lukyanova     | RUS | 48:00 |
| 2012 | Sandra Arenas       | COL | 45:57 | Alejandra Ortega      | MEX | 46:00 | Nadezhda Leontyeva | RUS | 46:02 |
| 2014 | Dian Dandan         | CHN | 43:05 | Yang Jiayu            | CHN | 43:37 | Anežka Drahotová   | CZE | 43:40 |
| 2016 | Ma Zhenxia          | CHN | 45:25 | Ma Li                 | CHN | 45:25 | Valeria Ortuño     | MEX | 45:28 |

**Teams**

|      |             |   |             |    |           |    |
|------|-------------|---|-------------|----|-----------|----|
| 2004 | Russia      | 3 | Poland      | 16 | Greece    | 22 |
| 2006 | Russia      | 3 | Ukraine     | 11 | Belarus   | 15 |
| 2008 | Russia      | 7 | Portugal    | 24 | Spain     | 38 |
| 2010 | PR of China | 6 | Russia      | 8  | Italy     | 12 |
| 2012 | Russia      | 7 | PR of China | 15 | Ukraine   | 15 |
| 2014 | PR of China | 3 | Spain       | 13 | Australia | 20 |
| 2016 | PR of China | 3 | Mexico      | 9  | Australia | 21 |

## IAAF WORLD HALF MARATHON CHAMPIONSHIPS

(Incorporating the IAAF World Road Running Championships in 2006 & 2007)

**Venues** - 1992: Tyneside (19/20 Sep); 1993: Bruxelles (3 Oct); 1994: Oslo (24 Sep); 1995: Montbéliard (1 Oct); 1996: Palma de Mallorca (29 Sep); 1997: Košice (4 Oct); 1998: Uster (26 Sep); 1999: Palermo (3 Oct); 2000: Veracruz (12 Nov); 2004: New Delhi (3 Oct); 2005: Edmonton (1 Oct); 2006: Debrecen (World Road Running Championships, 8 Oct); 2007: Udine (World Road Running Championships, 14 Oct); 2008: Rio de Janeiro (5 Oct); 2009: Birmingham (11 Oct); 2010: Nanning (9 Oct); Thereafter held biennially. 2012: Kavarna (6 Oct); 2014: Copenhagen (29 Mar); 2016: Cardiff (26 Mar); 2018: Valencia (24 Mar)

**MEN**

|                     |                    |     |       |                      |     |       |                       |     |       |
|---------------------|--------------------|-----|-------|----------------------|-----|-------|-----------------------|-----|-------|
| 1992                | Benson Masya       | KEN | 60:24 | Antonio Silio        | ARG | 60:40 | Boay Akonay           | TAN | 60:45 |
| 1993                | Vincent Rousseau   | BEL | 61:16 | Steve Moneghetti     | AUS | 61:10 | Carl Thackery         | GBR | 61:13 |
| 1994                | Khalid Skah        | MAR | 60:27 | German Silva         | MEX | 60:28 | Ronaldo da Costa      | BRA | 60:54 |
| 1995                | Moses Tanui        | KEN | 61:45 | Paul Yego            | KEN | 61:46 | Charles Tangus        | KEN | 61:50 |
| 1996                | Stefano Baldini    | ITA | 61:17 | Josphat Kiprono      | KEN | 61:30 | Tendai Chimusasa      | ZIM | 62:00 |
| 1997                | Shem Kororia       | KEN | 59:56 | Moses Tanui          | KEN | 59:58 | Kenneth Cheruiyot     | KEN | 60:00 |
| 1998                | Paul Koech         | KEN | 60:01 | Hendrick Ramaala     | RSA | 60:24 | Khalid Skah           | MAR | 60:24 |
| 1999                | Paul Tergat        | KEN | 61:50 | Hendrick Ramaala     | RSA | 61:50 | Tesfaye Jifar         | ETH | 61:51 |
| 2000                | Paul Tergat        | KEN | 63:47 | Faustin Baha         | TAN | 63:48 | Tesfaye Jifar         | ETH | 63:50 |
| 2001                | Haile Gebrselassie | ETH | 60:03 | Tesfaye Jifar        | ETH | 60:04 | John Yuda             | TAN | 60:12 |
| 2002                | Paul Kosgei        | KEN | 60:39 | Jaouad Gharib        | MAR | 60:42 | John Yuda             | TAN | 60:57 |
| 2003                | Martin Lel         | KEN | 60:49 | Fabiano Joseph       | TAN | 60:52 | Martin Sulle          | TAN | 60:56 |
| 2004                | Paul Kirui         | KEN | 62:15 | Fabiano Joseph       | TAN | 62:31 | Abdullah Ahmad Hassan | QAT | 62:36 |
| 2005                | Fabiano Joseph     | TAN | 61:08 | Mubarak Hassan Shami | QAT | 61:09 | Yonas Kifle           | ERI | 61:13 |
| 2006 <sup>20K</sup> | Zersenay Tadese    | ERI | 56:01 | Robert Kipchumba     | KEN | 56:41 | Wilson Kiprotich      | KEN | 57:15 |
| 2007                | Zersenay Tadese    | ERI | 58:59 | Patrick Makau        | KEN | 59:02 | Evans Cheruiyot       | KEN | 59:05 |
| 2008                | Zersenay Tadese    | ERI | 59:56 | Patrick Makau        | KEN | 61:54 | Ahmad Hassan Abdullah | QAT | 61:57 |
| 2009                | Zersenay Tadese    | ERI | 59:35 | Benard Kipyego       | KEN | 59:59 | Dathan Ritzenhein     | USA | 60:00 |
| 2010                | Wilson Kiprop      | KEN | 60:07 | Zersenay Tadese      | ERI | 60:11 | Sammy Kitwara         | KEN | 60:22 |
| 2012                | Zersenay Tadese    | ERI | 60:19 | Deressa Chimsa       | ETH | 60:51 | John Mwangangi        | KEN | 61:01 |
| 2014                | Geoffrey Kamworor  | KEN | 59:08 | Samuel Tsegay        | ERI | 59:21 | Guye Adola            | ETH | 59:21 |
| 2016                | Geoffrey Kamworor  | KEN | 59:10 | Bedan Karoki         | KEN | 59:36 | Mohamed Farah         | GBR | 59:59 |

| YEAR         | FIRST        | SECOND  | THIRD                      |
|--------------|--------------|---------|----------------------------|
| <b>Teams</b> |              |         |                            |
| 1992         | Kenya        | 3:02:25 | Great Britain & NI 3:04:54 |
| 1993         | Kenya        | 3:05:40 | Australia 3:05:43          |
| 1994         | Kenya        | 3:03:36 | Mexico 3:03:47             |
| 1995         | Kenya        | 3:05:21 | Spain 3:07:51              |
| 1996         | Italy        | 3:07:42 | Spain 3:08:36              |
| 1997         | Kenya        | 2:59:54 | South Africa 3:03:34       |
| 1998         | South Africa | 3:02:21 | Kenya 3:03:07              |
| 1999         | South Africa | 3:06:01 | Ethiopia 3:06:03           |
| 2000         | Kenya        | 3:11:38 | Ethiopia 3:14:45           |
| 2001         | Ethiopia     | 3:00:31 | Kenya 3:02:53              |
| 2002         | Kenya        | 3:04:42 | Japan 3:07:12              |
| 2003         | Tanzania     | 3:03:01 | Kenya 3:03:09              |
| 2004         | Kenya        | 3:07:55 | Ethiopia 3:08:37           |
| 2005         | Ethiopia     | 3:06:18 | Eritrea 3:07:05            |
| 2006         | Kenya        | 2:51:18 | Eritrea 2:53:19            |
| 2007         | Kenya        | 2:58:54 | Eritrea 2:59:08            |
| 2008         | Kenya        | 3:07:24 | Eritrea 3:09:40            |
| 2009         | Kenya        | 3:01:06 | Eritrea 3:02:39            |
| 2010         | Kenya        | 3:01:32 | Eritrea 3:03:04            |
| 2012         | Kenya        | 3:03:52 | Eritrea 3:04:41            |
| 2014         | Eritrea      | 2:58:59 | Kenya 2:59:38              |
| 2016         | Kenya        | 2:58:58 | Ethiopia 3:01:16           |

**Under-20s** (Not continued after 1993)

|      |                 |     |       |              |     |       |                      |     |       |
|------|-----------------|-----|-------|--------------|-----|-------|----------------------|-----|-------|
| 1992 | Kadessa Tadesse | ETH | 64:51 | Melk Mothuli | RSA | 65:01 | Francesco Ingargiola | ITA | 65:18 |
| 1993 | Melk Mothuli    | RSA | 62:11 | Biruk Bekele | ETH | 63:32 | Isaac Radebe         | RSA | 63:35 |

**Teams**

|      |              |         |          |         |              |         |
|------|--------------|---------|----------|---------|--------------|---------|
| 1992 | Italy        | 3:17:39 | Ethiopia | 3:18:56 | South Africa | 3:20:04 |
| 1993 | South Africa | 3:09:46 | Ethiopia | 3:13:34 | Italy        | 3:17:12 |

**WOMEN**

|                     |                          |     |       |                          |     |       |                          |     |       |
|---------------------|--------------------------|-----|-------|--------------------------|-----|-------|--------------------------|-----|-------|
| 1992                | Liz McColgan             | GBR | 68:53 | Megumi Fujiwara          | JPN | 69:21 | Rosanna Munerotto        | ITA | 69:38 |
| 1993                | Conceição Ferreira       | POR | 70:07 | Mari Tanigawa            | JPN | 70:09 | Tegla Loroupe            | KEN | 70:12 |
| 1994                | Elana Meyer              | RSA | 68:36 | Iulia Negură             | ROU | 69:15 | Anuța Cătună             | ROU | 69:35 |
| 1995                | Valentina Yegorova       | RUS | 69:58 | Cristina Pomacu          | ROU | 70:22 | Anuța Cătună             | ROU | 70:28 |
| 1996                | Ren Xiujuan              | CHN | 70:39 | Lidia Şimon              | ROU | 70:57 | Aura Buia                | ROU | 71:01 |
| 1997                | Tegla Loroupe            | KEN | 68:14 | Cristina Pomacu          | ROU | 68:43 | Lidia Şimon              | ROU | 69:05 |
| 1998                | Tegla Loroupe            | KEN | 68:29 | Elana Meyer              | RSA | 68:32 | Lidia Şimon              | ROU | 68:58 |
| 1999                | Tegla Loroupe            | KEN | 68:48 | Mizuki Noguchi           | JPN | 69:12 | Catherine Ndereba        | KEN | 69:23 |
| 2000                | Paula Radcliffe          | GBR | 69:07 | Susan Chepkemei          | KEN | 69:40 | Lidia Şimon              | ROU | 70:24 |
| 2001                | Paula Radcliffe          | GBR | 66:47 | Susan Chepkemei          | KEN | 67:36 | Berhane Adere            | ETH | 68:17 |
| 2002                | Berhane Adere            | ETH | 69:06 | Susan Chepkemei          | KEN | 69:13 | Jeļena Prokopčuka        | LAT | 69:15 |
| 2003                | Paula Radcliffe          | GBR | 67:35 | Berhane Adere            | ETH | 69:02 | Benita Johnson           | AUS | 69:26 |
| 2004                | Sun Yingjie              | CHN | 68:40 | Lydia Cheromei           | KEN | 69:00 | Constantina Tomescu-Diță | ROU | 69:07 |
| 2005                | Constantina Tomescu-Diță | ROU | 69:17 | Lornah Kiplagat          | NED | 70:19 | Susan Chepkemei          | KEN | 70:20 |
| 2006 <sup>20K</sup> | Lornah Kiplagat          | NED | 63:21 | Constantina Tomescu-Diță | ROU | 63:23 | Rita Jeptoo              | KEN | 63:47 |
| 2007                | Lornah Kiplagat          | NED | 66:25 | Mary Keitany             | KEN | 66:48 | Pamela Chepchumba        | KEN | 68:06 |
| 2008                | Lornah Kiplagat          | NED | 68:37 | Aselefech Mergia         | ETH | 69:57 | Pamela Chepchumba        | KEN | 70:01 |
| 2009                | Mary Keitany             | KEN | 66:36 | Philes Ongori            | KEN | 67:38 | Aberu Kebede             | ETH | 67:39 |
| 2010                | Florence Kiplagat        | KEN | 68:24 | Dire Tune                | ETH | 68:34 | Peninah Arusei           | KEN | 69:05 |
| 2012                | Meseret Hailu            | ETH | 68:55 | Feysa Tadese             | ETH | 68:56 | Paskalia Kipkoech        | KEN | 69:04 |
| 2014                | Gladys Cherono           | KEN | 67:29 | Mary Wacera              | KEN | 67:44 | Selly Chepyego           | KEN | 67:52 |
| 2016                | Peres Jepchirchir        | KEN | 67:31 | Cynthia Limo             | KEN | 67:34 | Mary Wacera              | KEN | 67:54 |

**Teams**

|      |         |         |                    |         |          |         |
|------|---------|---------|--------------------|---------|----------|---------|
| 1992 | Japan   | 3:30:39 | Great Britain & NI | 3:33:05 | Romania  | 3:33:37 |
| 1993 | Romania | 3:32:18 | Japan              | 3:32:22 | Portugal | 3:34:12 |
| 1994 | Romania | 3:29:03 | Norway             | 3:33:36 | Japan    | 3:35:39 |
| 1995 | Romania | 3:31:29 | Russia             | 3:33:12 | Spain    | 3:34:26 |
| 1996 | Romania | 3:33:05 | France             | 3:38:44 | Italy    | 3:41:28 |
| 1997 | Romania | 3:27:40 | Kenya              | 3:27:57 | Japan    | 3:31:38 |
| 1998 | Kenya   | 3:29:43 | Romania            | 3:32:19 | Spain    | 3:34:18 |
| 1999 | Kenya   | 3:27:40 | Japan              | 3:30:06 | Romania  | 3:31:21 |
| 2000 | Romania | 3:34:22 | Japan              | 3:36:25 | Russia   | 3:45:41 |
| 2001 | Kenya   | 3:28:04 | Japan              | 3:30:08 | Ethiopia | 3:30:20 |
| 2002 | Kenya   | 3:28:22 | Russia             | 3:30:05 | Ethiopia | 3:30:58 |

| YEAR | GOLD     |         | SILVER   |         | BRONZE  |         |
|------|----------|---------|----------|---------|---------|---------|
| 2003 | Russia   | 3:30:16 | Japan    | 3:34:23 | Romania | 3:35:07 |
| 2004 | Ethiopia | 3:36:00 | Romania  | 3:36:08 | Russia  | 3:38:21 |
| 2005 | Romania  | 3:31:00 | Russia   | 3:33:05 | Japan   | 3:35:42 |
| 2006 | Kenya    | 3:15:55 | Ethiopia | 3:18:50 | Japan   | 3:19:00 |
| 2007 | Kenya    | 3:23:33 | Ethiopia | 3:25:51 | Japan   | 3:27:39 |
| 2008 | Ethiopia | 3:30:59 | Kenya    | 3:31:24 | Japan   | 3:40:58 |
| 2009 | Kenya    | 3:22:30 | Ethiopia | 3:26:14 | Japan   | 3:31:31 |
| 2010 | Kenya    | 3:26:59 | Ethiopia | 3:27:33 | Japan   | 3:33:40 |
| 2012 | Ethiopia | 3:27:52 | Kenya    | 3:28:39 | Japan   | 3:34:45 |
| 2014 | Kenya    | 3:23:05 | Ethiopia | 3:27:05 | Japan   | 3:31:33 |
| 2016 | Kenya    | 3:22:59 | Ethiopia | 3:26:29 | Japan   | 3:32:25 |

## IAAF WORLD RELAYS

**Venues** - 2014: Nassau (24/25 May); 2015 Nassau (2/3 May); 2017 Nassau (22/23 Apr)

### MEN

#### 4 x 100 Metres Relay

|      |               |       |                   |       |                    |       |
|------|---------------|-------|-------------------|-------|--------------------|-------|
| 2014 | Jamaica       | 37.77 | Trinidad & Tobago | 38.04 | Great Britain & NI | 38.19 |
| 2015 | United States | 37.38 | Jamaica           | 37.68 | Japan              | 38.20 |
| 2017 | United States | 38.43 | Barbados          | 39.18 | PR of China        | 39.22 |

#### 4 x 200 Metres Relay

|      |         |         |                  |         |         |         |
|------|---------|---------|------------------|---------|---------|---------|
| 2014 | Jamaica | 1:18.63 | St Kitts & Nevis | 1:20.51 | France  | 1:20.66 |
| 2015 | Jamaica | 1:20.97 | France           | 1:21.49 | Germany | 1:22.65 |
| 2017 | Canada  | 1:19.42 | United States    | 1:19.88 | Jamaica | 1:21.09 |

#### 4 x 400 Metres Relay

|      |               |         |          |         |                   |         |
|------|---------------|---------|----------|---------|-------------------|---------|
| 2014 | United States | 2:57.25 | Bahamas  | 2:57.59 | Trinidad & Tobago | 2:58.34 |
| 2015 | United States | 2:58.43 | Bahamas  | 2:58.91 | Belgium           | 2:59.33 |
| 2017 | United States | 3:02.13 | Botswana | 3:02.28 | Jamaica           | 3:02.86 |

#### 4 x 800 Metres Relay

|      |               |         |        |         |               |         |
|------|---------------|---------|--------|---------|---------------|---------|
| 2014 | Kenya         | 7:08.40 | Poland | 7:08.69 | United States | 7:09.06 |
| 2015 | United States | 7:04.84 | Poland | 7:09.98 | Australia     | 7:16.30 |
| 2017 | United States | 7:13.16 | Kenya  | 7:13.70 | Poland        | 7:18.74 |

#### 4 x 1500 Metres Relay (2014 only)

|      |       |          |               |          |          |          |
|------|-------|----------|---------------|----------|----------|----------|
| 2014 | Kenya | 14:22.22 | United States | 14:40.80 | Ethiopia | 14:41.22 |
|------|-------|----------|---------------|----------|----------|----------|

#### Distance Medley Relay (2015 only) (1200m-400m-800m-1600m)

|      |               |         |       |         |           |         |
|------|---------------|---------|-------|---------|-----------|---------|
| 2015 | United States | 9:15.50 | Kenya | 9:17.20 | Australia | 9:21.62 |
|------|---------------|---------|-------|---------|-----------|---------|

### WOMEN

#### 4 x 100 Metres Relay

|      |               |       |               |       |                    |       |
|------|---------------|-------|---------------|-------|--------------------|-------|
| 2014 | United States | 41.88 | Jamaica       | 42.28 | Trinidad & Tobago  | 42.66 |
| 2015 | Jamaica       | 42.14 | United States | 42.32 | Great Britain & NI | 42.84 |
| 2017 | Germany       | 42.84 | Jamaica       | 42.95 | PR of China        | 43.11 |

#### 4 x 200 Metres Relay

|      |               |         |                    |         |               |         |
|------|---------------|---------|--------------------|---------|---------------|---------|
| 2014 | United States | 1:29.45 | Great Britain & NI | 1:29.61 | Jamaica       | 1:30.04 |
| 2015 | Nigeria       | 1:30.52 | Jamaica            | 1:31.73 | Germany       | 1:33.61 |
| 2017 | Jamaica       | 1:29.04 | Germany            | 1:30.68 | United States | 1:30.87 |

#### 4 x 400 Metres Relay

|      |               |         |         |         |                    |         |
|------|---------------|---------|---------|---------|--------------------|---------|
| 2014 | United States | 3:21.73 | Jamaica | 3:23.26 | Nigeria            | 3:23.41 |
| 2015 | United States | 3:19.39 | Jamaica | 3:22.49 | Great Britain & NI | 3:26.38 |
| 2017 | United States | 3:24.36 | Poland  | 3:28.28 | Jamaica            | 3:28.49 |

#### 4 x 800 Metres Relay

|      |               |         |        |         |           |         |
|------|---------------|---------|--------|---------|-----------|---------|
| 2014 | United States | 8:01.58 | Kenya  | 8:04.28 | Australia | 8:13.26 |
| 2015 | United States | 8:00.62 | Poland | 8:11.36 | Australia | 8:13.97 |

#### 4 x 1500 Metres Relay (2014 only)

|      |       |          |               |          |           |          |
|------|-------|----------|---------------|----------|-----------|----------|
| 2014 | Kenya | 16:33.58 | United States | 16:55.33 | Australia | 17:08.65 |
|------|-------|----------|---------------|----------|-----------|----------|



| YEAR   | FIRST         | SECOND                | THIRD                    |
|--|---------------|-----------------------|--------------------------|
| <b>Distance Medley Relay</b> (2015 only) (1200m-400m-800m-1600m) |               |                       |                          |
| 2015   | United States | 10:36.50 Kenya        | 10:43.35 Poland 10:45.32 |
| <b>MIXED</b>   |               |                       |                          |
| <b>4 x 400 Metres Relay</b>                                      |               |                       |                          |
| 2015   | Bahamas       | 3:14.42 United States | 3:17.29 Jamaica 3:20.26  |

## IAAF HAMMER THROW CHALLENGE

The score is the total of the best throws from three meetings on challenge calendar

### MEN (7.26Kg)

|      |                |     |        |                 |     |        |                   |     |        |
|------|----------------|-----|--------|-----------------|-----|--------|-------------------|-----|--------|
| 2010 | Koji Murofushi | JPN | 238.52 | Dilshod Nazarov | TJK | 236.02 | Libor Charfreitag | SVK | 235.26 |
| 2011 | Krisztián Pars | HUN | 239.03 | Dilshod Nazarov | TJK | 235.72 | Primož Kozmus     | SLO | 233.90 |
| 2012 | Krisztián Pars | HUN | 242.35 | Paweł Fajdek    | POL | 236.47 | Olexiy Sokyrskiy  | UKR | 233.39 |
| 2013 | Paweł Fajdek   | POL | 244.23 | Krisztián Pars  | HUN | 244.17 | Lukáš Melich      | CZE | 239.80 |
| 2014 | Krisztián Pars | HUN | 244.84 | Paweł Fajdek    | POL | 241.49 | Dilshod Nazarov   | TJK | 241.37 |
| 2015 | Paweł Fajdek   | POL | 248.01 | Dilshod Nazarov | TJK | 236.20 | Krisztián Pars    | HUN | 234.75 |
| 2016 | Paweł Fajdek   | POL | 242.89 | Dilshod Nazarov | TJK | 236.37 | Wojciech Nowicki  | POL | 232.63 |

### WOMEN (4Kg)

|      |                  |     |        |                  |     |        |                    |     |        |
|------|------------------|-----|--------|------------------|-----|--------|--------------------|-----|--------|
| 2010 | Betty Heidler    | GER | 225.88 | Anita Włodarczyk | POL | 225.30 | Tatyana Lysenko    | RUS | 223.96 |
| 2011 | Betty Heidler    | GER | 228.09 | Yipsi Moreno     | CUB | 220.46 | Kathrin Klaas      | GER | 219.77 |
| 2012 | Betty Heidler    | GER | 230.49 | Anita Włodarczyk | POL | 223.13 | Tatyana Lysenko    | RUS | 220.05 |
| 2013 | Anita Włodarczyk | POL | 233.83 | Tatyana Lysenko  | RUS | 227.59 | Betty Heidler      | GER | 226.93 |
| 2014 | Anita Włodarczyk | POL | 232.52 | Betty Heidler    | GER | 228.54 | Kathrin Klaas      | GER | 222.65 |
| 2015 | Anita Włodarczyk | POL | 235.28 | Betty Heidler    | GER | 222.28 | Martina Hrasnová   | SVK | 222.20 |
| 2016 | Anita Włodarczyk | POL | 240.44 | Sophie Hitchon   | GBR | 218.11 | Zalina Petrivskaya | MDA | 217.80 |

## IAAF COMBINED EVENTS CHALLENGE

The score is the total of the best scores from three meetings on challenge calendar

### MEN

|      |                   |     |        |                     |     |        |                     |     |        |
|------|-------------------|-----|--------|---------------------|-----|--------|---------------------|-----|--------|
| 1998 | Erki Nool         | EST | 25,967 | Jón Arnar Magnússon | ISL | 25,708 | Roman Šebrle        | CZE | 25,604 |
| 1999 | Tomás Dvorák      | CZE | 26,476 | Roman Šebrle        | CZE | 25,184 | Chris Huffins       | USA | 25,067 |
| 2000 | Erki Nool         | EST | 26,089 | Tomás Dvorák        | CZE | 26,018 | Roman Šebrle        | CZE | 25,591 |
| 2001 | Tomás Dvorák      | CZE | 25,943 | Erki Nool           | EST | 25,839 | Lev Lobodin         | RUS | 25,044 |
| 2002 | Roman Šebrle      | CZE | 26,301 | Tom Pappas          | USA | 25,506 | Lev Lobodin         | RUS | 25,179 |
| 2003 | Tom Pappas        | USA | 26,119 | Roman Šebrle        | CZE | 26,047 | Laurent Hernu       | FRA | 24,244 |
| 2004 | Roman Šebrle      | CZE | 25,952 | Bryan Clay          | USA | 25,602 | Dmitriy Karpov      | KAZ | 25,336 |
| 2005 | Roman Šebrle      | CZE | 25,391 | Bryan Clay          | USA | 25,199 | Attila Zsivóczky    | HUN | 25,185 |
| 2006 | Dmitriy Karpov    | KAZ | 25,145 | Roman Šebrle        | CZE | 25,029 | Attila Zsivóczky    | HUN | 24,950 |
| 2007 | Roman Šebrle      | CZE | 25,261 | Maurice Smith       | JAM | 25,220 | Aleksey Drozdov     | RUS | 24,972 |
| 2008 | Andrey Kravchenko | BLR | 25,448 | Leonel Suárez       | CUB | 25,344 | Aleksandr Pogorelov | RUS | 24,804 |
| 2009 | Trey Hardee       | USA | 25,567 | Yordani García      | CUB | 25,231 | Oleksiy Kasyanov    | UKR | 25,056 |
| 2010 | Romain Barras     | FRA | 25,063 | Leonel Suárez       | CUB | 24,857 | Jake Arnold         | USA | 24,627 |
| 2011 | Leonel Suárez     | CUB | 25,172 | Eelco Sintnicolaas  | NED | 24,772 | Mikk Pahapill       | EST | 24,746 |
| 2012 | Hans van Alphen   | BEL | 25,259 | Pascal Behrenbruch  | GER | 25,117 | Oleksiy Kasyanov    | UKR | 24,882 |
| 2013 | Andrey Kravchenko | BLR | 25,084 | Damian Warner       | CAN | 24,980 | Pascal Behrenbruch  | GER | 24,768 |
| 2014 | Rico Freimuth     | GER | 24,981 | Eelco Sintnicolaas  | NED | 24,795 | Yordani García      | CUB | 24,423 |
| 2015 | Ilya Shkurennev   | RUS | 25,529 | Michael Schrader    | GER | 25,252 | Damian Warner       | CAN | 25,247 |
| 2016 | Kai Kazmirek      | GER | 25,221 | Jeremy Taiwo        | USA | 24,928 | Adam Helcelet       | CZE | 24,498 |

### WOMEN

|      |                    |     |        |                      |     |        |                      |     |        |
|------|--------------------|-----|--------|----------------------|-----|--------|----------------------|-----|--------|
| 1998 | Urszula Włodarczyk | POL | 19,235 | Irina Belova         | RUS | 19,146 | Remigija Nazarovienė | LTU | 19,053 |
| 1999 | Eunice Barber      | FRA | 19,880 | Sabine Braun         | GER | 19,271 | Irina Belova         | RUS | 19,115 |
| 2000 | Sabine Braun       | GER | 19,151 | Natalya Roshchupkina | RUS | 19,127 | Natalya Sazanovich   | BLR | 19,047 |
|      |                    |     |        |                      |     |        | Urszula Włodarczyk   | POL | 19,047 |
| 2001 | Yelena Prokhorova  | RUS | 19,624 | Natalya Roshchupkina | RUS | 19,357 | Natalya Sazanovich   | BLR | 19,264 |
| 2002 | Sabine Braun       | GER | 18,987 | Shelia Burrell       | USA | 18,747 | Austra Skujytė       | LTU | 18,570 |
| 2003 | Carolina Klüft     | SWE | 20,295 | Yelena Prokhorova    | RUS | 19,019 | Larisa Netseporuk    | EST | 18,482 |
| 2004 | Carolina Klüft     | SWE | 20,541 | Kelly Sotherton      | GBR | 19,072 | Nataliya Dobrynska   | UKR | 18,825 |
| 2005 | Carolina Klüft     | SWE | 20,399 | Eunice Barber        | FRA | 20,388 | Kelly Sotherton      | GBR | 19,150 |
| 2006 | Carolina Klüft     | SWE | 20,124 | Lyudmila Blonska     | UKR | 19,232 | Lilly Schwarzkopf    | GER | 19,168 |

| YEAR | FIRST                               | SECOND                            | THIRD                         |
|------|-------------------------------------|-----------------------------------|-------------------------------|
| 2007 | Lyudmila Blonska UKR 19,895         | Jessica Ennis GBR 19,256          | Austra Skujytė LTU 18,994     |
| 2008 | Hyleas Fountain USA 19,759          | Tatyana Chernova RUS 19,575       | Nataliya Dobrynska UKR 19,430 |
| 2009 | Nataliya Dobrynska UKR 19,487       | Jennifer Oeser GER 19,255         | Hanna Melnychenko UKR 19,239  |
| 2010 | Tatyana Chernova RUS 19,537         | Jennifer Oeser GER 19,303         | Nataliya Dobrynska UKR 19,110 |
| 2011 | Tatyana Chernova RUS 20,332         | Jennifer Oeser GER 19,594         | Nataliya Dobrynska UKR 19,408 |
| 2012 | Tatyana Chernova RUS 19,717         | Antoinette Nana Djimou FRA 19,510 | Austra Skujytė LTU 19,408     |
| 2013 | Hanna Melnychenko UKR 19,310        | Brianne Theisen Eaton CAN 19,158  | Claudia Rath GER 19,014       |
| 2014 | Nadine Broersen NED 19,573          | Carolin Schäfer GER 19,164        | Lilli Schwarzkopf GER 18,973  |
| 2015 | Laura Ikauniece-Admidiņa LAT 19,422 | Claudia Rath/Salman GER 19,189    | Anouk Vetter NED 19,112       |
| 2016 | Carolin Schäfer GER 19,573          | Anouk Vetter NED 19,302           | Barbara Nwaba USA 19,163      |

## IAAF RACE WALKING CHALLENGE

In 2009-2012, points are not shown because challenge awards were determined solely by the finishing order of qualified athletes in the event designated as the final

### MEN

|      |                                   |                                   |                                   |
|------|-----------------------------------|-----------------------------------|-----------------------------------|
| 2003 | Robert Korzeniowski POL 33        | Francisco Javier Fernández ESP 28 | Aigars Fadejevs LAT 23            |
| 2004 | Robert Korzeniowski POL 28        | Jefferson Pérez ECU 27            | Ivano Brugnetti ITA 27            |
| 2005 | Francisco Javier Fernández ESP 30 | Nathan Deakes AUS 29              | Juan Manuel Molina ESP 19         |
| 2006 | Francisco Javier Fernández ESP 28 | Ilya Markov RUS 28                | Hatem Ghoulia TUN 20              |
| 2007 | Luke Adams AUS 36                 | Erik Tysse NOR 33                 | Francisco Javier Fernández ESP 32 |
| 2008 | Jared Tallent AUS 46              | Jefferson Pérez ECU 40            | Eder Sánchez MEX 38               |
| 2009 | Eder Sánchez MEX                  | Wang Hao CHN                      | Luke Adams AUS                    |
| 2010 | Wang Zhen CHN                     | Zhu Yafei CHN                     | Wang Hao CHN                      |
| 2011 | Wang Zhen CHN                     | Chu Yafei CHN                     | João Vieira POR                   |
| 2012 | Wang Zhen CHN                     | Cai Zelin CHN                     | Chen Ding CHN                     |
| 2013 | Jared Tallent AUS 34              | João Vieira POR 28                | Matej Tóth SVK 20                 |
| 2014 | Ruslan Dmytrenko UKR 29           | Jared Tallent AUS 23              | Caio Bofim BRA 18                 |
| 2015 | Matej Tóth SVK 29                 | Miguel Angel López ESP 25         | Chen Ding CHN 24                  |
| 2016 | Wang Zheng CHN 36                 | Jared Tallent AUS 27              | Andrés Chocho ECU 26              |

### WOMEN

|      |                           |                            |                           |
|------|---------------------------|----------------------------|---------------------------|
| 2003 | Gillian O'Sullivan IRL 29 | Kjersti Plätzer NOR 24     | Elisabetta Perrone ITA 22 |
| 2004 | Elisa Rigauda ITA 30      | Claudia Stef ROU 26        | María Vasco ESP 24        |
| 2005 | Rita Turova BLR 29        | Susana Feitór POR 24       | Claudia Stef ROU 22       |
| 2006 | Claudia Stef ROU 28       | Rita Turova BLR 20         | Jane Saville AUS 18       |
| 2007 | Rita Turova BLR 40        | Kjersti Plätzer NOR 37     | Sabine Zimmer GER 27      |
| 2008 | Kjersti Plätzer NOR 46    | Athanasía Tsumeléka GRE 31 | Claudia Stef ROU 28       |
| 2009 | Kjersti Plätzer NOR       | Olive Loughnane IRL        | Elisa Rigauda ITA         |
| 2010 | Liu Hong CHN              | Melanie Seeger GER         | Li Yanfei CHN             |
| 2011 | Liu Hong CHN              | Melanie Seeger GER         | Ana Cabecinha POR         |
| 2012 | Liu Hong CHN              | Ana Cabecinha POR          | Lu Xiuzhi CHN             |
| 2013 | Yelena Lashmanova RUS 38  | Inês Henriques POR 34      | Ana Cabecinha POR 23      |
| 2014 | Liu Hong CHN 34           | Eleonora Giorgi ITA 23     | Ana Cabecinha POR 22      |
| 2015 | Liu Hong CHN 40           | Eleonora Giorgi ITA 27     | Erica de Seña BRA 25      |
| 2016 | Guadalupe González MEX 34 | Qieyang Shenjie CHN 34     | Eleonora Giorgi ITA 32    |



## IAAF DIAMOND LEAGUE

**Venues** - (of finals) 2010: Zurich (18/19 Aug) & Brussels (27 Aug); 2011: Zürich (7/8 Sep) & Brussels (16 Sep); 2012: Zürich (29/30 Aug) & Brussels (7 Sep); 2013: Zürich (28/29 Aug) & Brussels (6 Sep); 2014: Zürich (28 Aug) & Brussels (5 Sep); 2015: Zürich (2/3 Sep) & Brussels (11 Sep); 2016: Zürich (31 Aug/1 Sep) & Brussels (8/9 Sep); 2017: Zürich (24 Aug) & Brussels (1 Sep)

These are the Diamond Race winners in each event, having accumulated Diamond League points throughout the season and at their respective finals

|  |   |   |
|--|---|---|
| <p><b>MEN 100 Metres</b></p> <p>2010 Tyson Gay USA (at Brussels)</p> <p>2011 Asafa Powell JAM (at Zürich)</p> <p>2012 Usain Bolt JAM (at Brussels)</p> <p>2013 Justin Gatlin USA (at Zürich)</p> <p>2014 Justin Gatlin USA (at Brussels)</p> <p>2015 Justin Gatlin USA (at Brussels)</p> <p>2016 Asafa Powell JAM (at Zürich)</p> <p>2017 <i>(Final at Zürich)</i></p>   | <p><b>200 Metres</b></p> <p>Wallace Spearmon USA (at Zürich)</p> <p>Walter Dix USA (at Brussels)</p> <p>Nickel Ashmeade JAM (at Zürich)</p> <p>Warren Weir JAM (at Brussels)</p> <p>Alonso Edward PAN (at Zürich)</p> <p>Alonso Edward PAN (at Zürich)</p> <p>Alonso Edward PAN (at Brussels)</p> <p><i>(Final at Brussels)</i></p>                               | <p><b>400 Metres</b></p> <p>Jeremy Wariner USA (at Zürich)</p> <p>Kirani James GRN (at Zürich)</p> <p>Kevin Borlée BEL (at Brussels)</p> <p>LaShawn Merritt USA (at Zürich)</p> <p>LaShawn Merritt USA (at Zürich)</p> <p>Kirani James GRN (at Zürich)</p> <p>LaShawn Merritt USA (at Zürich)</p> <p><i>(Final at Zürich)</i></p>                             |
| <p><b>800 Metres</b></p> <p>2010 David Rudisha KEN (at Brussels)</p> <p>2011 David Rudisha KEN (at Brussels)</p> <p>2012 Mohammed Aman ETH (at Zürich)</p> <p>2013 Mohammed Aman ETH (at Brussels)</p> <p>2014 Nijel Amos BOT (at Zürich)</p> <p>2015 Nijel Amos BOT (at Brussels)</p> <p>2016 Ferguson Rotich KEN (at Brussels)</p> <p>2017 <i>(Final at Brussels)</i></p>  | <p><b>1500 Metres</b></p> <p>Asbel Kiprop KEN (at Brussels)</p> <p>Nixon Chepseba KEN (at Zürich)</p> <p>Silas Kiplagat KEN (at Brussels)</p> <p>Ayanleh Souleiman DJI (at Zürich)</p> <p>Silas Kiplagat KEN (at Brussels)</p> <p>Asbel Kiprop KEN (at Zürich)</p> <p>Asbel Kiprop KEN (at Brussels)</p> <p><i>(Final at Zürich)</i></p>                          | <p><b>3000/5000 Metres</b></p> <p>Imane Merga ETH (at Zürich)</p> <p>Imane Merga ETH (at Brussels)</p> <p>Isiah Koech KEN (at Zürich)</p> <p>Yenew Alamirew ETH (at Brussels)</p> <p>Caleb Ndiku KEN (at Zürich)</p> <p>Yomif Kejelcha ETH (at Brussels)</p> <p>Hagos Gebrhiwet ETH (at Zürich)</p> <p><i>(Final at Zürich)</i></p>                           |
| <p><b>3000 Metres Steeplechase</b> (91.4cm)</p> <p>2010 Paul Kipsiele Koech KEN (at Zürich)</p> <p>2011 Paul Kipsiele Koech KEN (at Zürich)</p> <p>2012 Paul Kipsiele Koech KEN (at Brussels)</p> <p>2013 Conseslus Kipruto KEN (at Zürich)</p> <p>2014 Jairus Birech KEN (at Brussels)</p> <p>2015 Jairus Birech KEN (at Zürich)</p> <p>2016 Conseslus Kipruto KEN (at Brussels)</p> <p>2017 <i>(Final at Brussels)</i></p> | <p><b>110 Metres Hurdles</b> (106.7cm)</p> <p>David Oliver USA (at Zürich)</p> <p>Dayron Robles CUB (at Zürich)</p> <p>Aries Merritt USA (at Brussels)</p> <p>David Oliver USA (at Zürich)</p> <p>Pascal Martinot-Lagarde FRA (at Brussels)</p> <p>David Oliver USA (at Zürich)</p> <p>Orlando Ortega ESP (at Brussels)</p> <p><i>(Final at Brussels)</i></p>     | <p><b>400 Metres Hurdles</b> (91.4cm)</p> <p>Bershawn Jackson USA (at Brussels)</p> <p>Javier Culson PUR (at Brussels)</p> <p>Javier Culson PUR (at Zürich)</p> <p>Javier Culson PUR (at Brussels)</p> <p>Michael Tinsley USA (at Zürich)</p> <p>Bershawn Jackson USA (at Brussels)</p> <p>Kerron Clement USA (at Zürich)</p> <p><i>(Final at Zürich)</i></p> |
| <p><b>High Jump</b></p> <p>2010 Ivan Ukhov RUS (at Zürich)</p> <p>2011 Jesse Williams USA (at Zürich)</p> <p>2012 Robbie Grabarz GBR (at Zürich)</p> <p>2013 Bogdan Bondarenko UKR (at Zürich)</p> <p>2014 Mutaz Essa Barshim QAT (at Brussels)</p> <p>2015 Mutaz Essa Barshim QAT (at Zürich)</p> <p>2016 Erik Kynard USA (at Brussels)</p> <p>2017 <i>(Final at Zürich)</i></p>  | <p><b>Pole Vault</b></p> <p>Renaud Lavillenie FRA (at Brussels)</p> <p>Renaud Lavillenie FRA (at Brussels)</p> <p>Renaud Lavillenie FRA (at Zürich)</p> <p>Renaud Lavillenie FRA (at Brussels)</p> <p>Renaud Lavillenie FRA (at Brussels)</p> <p>Renaud Lavillenie FRA (at Brussels)</p> <p>Renaud Lavillenie FRA (at Zürich)</p> <p><i>(Final at Zürich)</i></p> | <p><b>Long Jump</b></p> <p>Dwight Phillips USA (at Brussels)</p> <p>Mitchell Watt AUS (at Zürich)</p> <p>Aleksandr Menkov RUS (at Brussels)</p> <p>Aleksandr Menkov RUS (at Zürich)</p> <p>Khotso Mokoena RSA (at Brussels)</p> <p>Greg Rutherford GBR (at Zürich)</p> <p>Fabrice Lapierre AUS (at Brussels)</p> <p><i>(Final at Zürich)</i></p>              |
| <p><b>Triple Jump</b></p> <p>2010 Teddy Tamgho FRA (at Brussels)</p> <p>2011 Phillips Idowu GBR (at Brussels)</p> <p>2012 Christian Taylor USA (at Zürich)</p> <p>2013 Christian Taylor USA (at Brussels)</p> <p>2014 Christian Taylor USA (at Zürich)</p> <p>2015 Christian Taylor USA (at Brussels)</p> <p>2016 Christian Taylor USA (at Zürich)</p> <p>2017 <i>(Final at Brussels)</i></p>                                | <p><b>Shot Put</b> (7.26Kg)</p> <p>Christian Cantwell USA (at Brussels)</p> <p>Dylan Armstrong CAN (at Zürich)</p> <p>Reese Hoffa USA (at Zürich)</p> <p>Ryan Whiting USA (at Brussels)</p> <p>Reese Hoffa USA (at Zürich)</p> <p>Joe Kovacs USA (at Brussels)</p> <p>Tom Walsh NZL (at Zürich)</p> <p><i>(Final at Brussels)</i></p>                             | <p><b>Discus Throw</b> (2Kg)</p> <p>Piotr Małachowski POL (at Zürich)</p> <p>Virgilijus Alekna LTU (at Zürich)</p> <p>Gerd Kanter EST (at Brussels)</p> <p>Gerd Kanter EST (at Zürich)</p> <p>Piotr Małachowski POL (at Brussels)</p> <p>Piotr Małachowski POL (at Zürich)</p> <p>Piotr Małachowski POL (at Brussels)</p> <p><i>(Final at Brussels)</i></p>   |
| <p><b>Javelin Throw</b> (800gm)</p> <p>2010 Andreas Thorkildsen NOR (at Brussels)</p> <p>2011 Matthias de Zordo GER (at Brussels)</p> <p>2012 Vítězslav Veselý CZE (at Zürich)</p> <p>2013 Vítězslav Veselý CZE (at Brussels)</p> <p>2014 Thomas Röhler GER (at Zürich)</p> <p>2015 Tero Pitkämäki FIN (at Brussels)</p> <p>2016 Jakub Vadlejch CZE (at Zürich)</p> <p>2017 <i>(Final at Zürich)</i></p>                     |    |   |



**WOMEN 100 Metres**

2010 Carmelita Jeter USA (at Zürich)  
 2011 Carmelita Jeter USA (at Brussels)  
 2012 Shelly-Ann Fraser-Pryce JAM (at Zürich)  
 2013 Shelly-Ann Fraser-Pryce JAM (at Brussels)  
 2014 Veronica Campbell-Brown JAM (at Zürich)  
 2015 Shelly-Ann Fraser-Pryce JAM (at Zürich)  
 2016 Elaine Thompson JAM (at Brussels)  
 2017 *(Final at Brussels)*

**800 Metres**

2010 Janeth Jepkosgei KEN (at Brussels)  
 2011 Jenny Meadows GBR (at Zürich)  
 2012 Pamela Jelimo KEN (at Brussels)  
 2013 Eunice Sum KEN (at Zürich)  
 2014 Eunice Sum KEN (at Brussels)  
 2015 Eunice Sum KEN (at Zürich)  
 2016 Caster Semenya RSA (at Zürich)  
 2017 *(Final at Zürich)*

**3000 Metres Steeplechase** (76.2cm)

2010 Milcah Chemos KEN (at Brussels)  
 2011 Milcah Chemos KEN (at Brussels)  
 2012 Milcah Chemos KEN (at Zürich)  
 2013 Milcah Chemos KEN (at Brussels)  
 2014 Hiwot Ayalew ETH (at Zürich)  
 2015 Virginia Nyambura KEN (at Brussels)  
 2016 Ruth Jebet BRN (at Zürich)  
 2017 *(Final at Zürich)*

**High Jump**

2010 Blanka Vlašić CRO (at Brussels)  
 2011 Blanka Vlašić CRO (at Brussels)  
 2012 Chaunte Lowe USA (at Brussels)  
 2013 Svetlana Shkolina RUS (at Brussels)  
 2014 Mariya Kuchina RUS (at Zürich)  
 2015 Ruth Beitia ESP (at Brussels)  
 2016 Ruth Beitia ESP (at Zürich)  
 2017 *(Final at Brussels)*

**Triple Jump**

2010 Yargelis Savigne CUB (at Zürich)  
 2011 Olga Saladukha UKR (at Brussels)  
 2012 Olga Rypakova KAZ (at Brussels)  
 2013 Caterine Ibargüen COL (at Brussels)  
 2014 Caterine Ibargüen COL (at Brussels)  
 2015 Caterine Ibargüen COL (at Brussels)  
 2016 Caterine Ibargüen COL (at Brussels)  
 2017 *(Final at Zürich)*

**Javelin Throw** (600gm)

2010 Barbora Špotáková CZE (at Zürich)  
 2011 Christina Oberghöll GER (at Zürich)  
 2012 Barbora Špotáková CZE (at Brussels)  
 2013 Christina Oberghöll GER (at Zürich)  
 2014 Barbora Špotáková CZE (at Brussels)  
 2015 Barbora Špotáková CZE (at Zürich)  
 2016 Madara Palameika LAT (at Brussels)  
 2017 *(Final at Zürich)*

**200 Metres**

Allyson Felix USA (at Brussels)  
 Carmelita Jeter USA (at Zürich)  
 Charonda Williams USA (at Brussels)  
 Shelly-Ann Fraser-Pryce JAM (at Zürich)  
 Allyson Felix USA (at Brussels)  
 Allyson Felix USA (at Brussels)  
 Dafne Schippers NED (at Zürich)  
*(Final at Zürich)*

**1500 Metres**

Nancy Jebet Langat KEN (at Zürich)  
 Morgan Uceny USA (at Brussels)  
 Abeba Aregawi ETH (at Zürich)  
 Abeba Aregawi SWE (at Brussels)  
 Jenny Simpson USA (at Zürich)  
 Sifan Hassan NED (at Brussels)  
 Laura Muir GBR (at Zürich)  
*(Final at Brussels)*

**100 Metres Hurdles** (83.8cm)

Priscilla Lopes-Schliep CAN  
 Danielle Carruthers USA (at Brussels)  
 Dawn Harper USA (at Zürich)  
 Dawn Harper Nelson USA (at Brussels)  
 Dawn Harper Nelson USA (at Zürich)  
 Dawn Harper Nelson USA (at Brussels)  
 Keni Harrison USA (at Zürich)  
*(Final at Zürich)*

**Pole Vault**

Fabiana Murer BRA (at Zürich)  
 Silke Spiegelburg GER (at Zürich)  
 Silke Spiegelburg GER (at Brussels)  
 Silke Spiegelburg GER (at Zürich)  
 Fabiana Murer BRA (at Zürich)  
 Nikoleta Kiriakopoulou GRE (at Zürich)  
 Ekateríni Stefanídi GRE (at Brussels)  
*(Final at Brussels)*

**Shot Put** (4Kg)

Nadezhda Ostapchuk BLR (at Zürich)  
 Valerie Adams NZL (at Zürich)  
 Valerie Adams NZL (at Zürich)  
 Valerie Adams NZL (at Zürich)  
 Valerie Adams NZL (at Brussels)  
 Christina Schwanitz GER (at Zürich)  
 Valerie Adams NZL (at Brussels)  
*(Final at Zürich)*

**400 Metres**

Allyson Felix USA (at Zürich)  
 Amantle Montsho BOT (at Brussels)  
 Amantle Montsho BOT (at Zürich)  
 Amantle Montsho BOT (at Brussels)  
 Novlene Williams-Mills JAM (at Brussels)  
 Francena McCorory USA (at Brussels)  
 Stephenie Ann McPherson JAM (at Brussels)  
*(Final at Brussels)*

**3000/5000 Metres**

Vivian Cheruiyot KEN (at Brussels)  
 Vivian Cheruiyot KEN (at Zürich)  
 Vivian Cheruiyot KEN (at Brussels)  
 Meseret Defar ETH (at Zürich)  
 Mercy Cherono KEN (at Brussels)  
 Genzebe Dibaba ETH (at Zürich)  
 Almaz Ayana ETH (at Brussels)  
*(Final at Brussels)*

**400 Metres Hurdles** (76.2cm)

Kaliese Spencer JAM (at Zürich)  
 Kaliese Spencer JAM (at Zürich)  
 Kaliese Spencer JAM (at Brussels)  
 Zuzana Hejnová CZE (at Zürich)  
 Kaliese Spencer JAM (at Brussels)  
 Zuzana Hejnová CZE (at Zürich)  
 Cassandra Tate USA (at Brussels)  
*(Final at Zürich)*

**Long Jump**

Brittney Reese USA (at Zürich)  
 Brittney Reese USA (at Zürich)  
 Yelena Sokolova RUS (at Zürich)  
 Shara Proctor GBR (at Zürich)  
 Tianna Bartoletta USA (at Zürich)  
 Tianna Bartoletta USA (at Zürich)  
 Ivana Španović SRB (at Zürich)  
*(Final at Brussels)*

**Discus Throw** (2Kg)

Yarelis Barrios CUB (at Brussels)  
 Li Yanfeng CHN (at Brussels)  
 Sandra Perković CRO (at Zürich)  
 Sandra Perković CRO (at Brussels)  
 Sandra Perković CRO (at Zürich)  
 Sandra Perković CRO (at Brussels)  
 Sandra Perković CRO (at Zürich)  
*(Final at Brussels)*



| YEAR | GOLD | SILVER | BRONZE |
|------|------|--------|--------|
|------|------|--------|--------|

## DISCONTINUED IAAF EVENTS

### IAAF WORLD 15 KILOMETRE ROAD RACE FOR WOMEN

**Venues** - 1983: San Diego (4 Dec); 1984: Madrid (11 Nov); 1985: Gateshead (2 Dec); 1986: Lisboa (9 Nov); 1987: Monte Carlo (21 Nov); 1988: Adelaide (20 Mar); 1989: Rio de Janeiro (23 Sep); 1990: Dublin (14 Oct); 1991: Nieuwegein (13 Oct).  
Not continued after 1991

#### Individuals (10Km in 1983 & 1984)

|      |                    |     |       |                       |     |       |                 |     |       |
|------|--------------------|-----|-------|-----------------------|-----|-------|-----------------|-----|-------|
| 1983 | Wendy Sly          | GBR | 32:23 | Betty Springs         | USA | 32:23 | Lesley Welsh    | USA | 32:41 |
| 1984 | Aurora Cunha       | POR | 33:04 | Rosa Mota             | POR | 33:18 | Carole Bradford | GBR | 33:25 |
| 1985 | Aurora Cunha       | POR | 49:17 | Judi St. Hilaire      | USA | 49:25 | Carole Bradford | GBR | 49:59 |
| 1986 | Aurora Cunha       | POR | 48:31 | Rosa Mota             | POR | 48:35 | Carla Beurskens | NED | 48:36 |
| 1987 | Ingrid Kristiansen | NOR | 47:17 | Nancy Tinari          | CAN | 48:53 | Maria Curatolo  | ITA | 49:15 |
| 1988 | Ingrid Kristiansen | NOR | 48:24 | Wang Xiuting          | CHN | 50:18 | Zoya Ivanova    | URS | 50:28 |
| 1989 | Wang Xiuting       | CHN | 49:34 | Zhong Huandi          | CHN | 49:44 | Aurora Cunha    | POR | 50:06 |
| 1990 | Iulia Negură       | ROU | 50:14 | Francie Larriue Smith | USA | 50:15 | Zhong Huandi    | CHN | 50:19 |
| 1991 | Iulia Negură       | ROU | 48:42 | Andrea Wallace        | GBR | 48:43 | Uta Pippig      | GER | 48:44 |

#### Teams (Aggregate times in 1984, otherwise place points)

|      |                    |         |          |         |                    |         |
|------|--------------------|---------|----------|---------|--------------------|---------|
| 1983 | United States      | 12      | Canada   | 19      | Ireland            | 32      |
| 1984 | Great Britain & NI | 1:41:24 | Portugal | 1:42:33 | United States      | 1:43:11 |
| 1985 | Great Britain & NI | 19      | USSR     | 20      | United States      | 36      |
| 1986 | USSR               | 20      | Portugal | 24      | United States      | 26      |
| 1987 | Portugal           | 32      | USSR     | 32      | Great Britain & NI | 46      |
| 1988 | USSR               | 21      | China    | 31      | Portugal           | 37      |
| 1989 | China              | 10      | Portugal | 15      | USSR               | 24      |
| 1990 | Portugal           | 27      | USSR     | 47      | FRG                | 62      |
| 1991 | Germany            | 22      | Romania  | 24      | USSR               | 31      |

### IAAF WORLD ROAD RELAY CHAMPIONSHIPS

**Venues** - 1992: Funchal (Madeira: 9/10 May); 1994: Litókhoron (16/17 Apr); 1996: København (13/14 Apr); 1998: Manaus (18/19 Apr). Stages of 5Km-10Km-5Km-10Km-5Km-7.195Km. Not continued after 1998

#### MEN

|      |         |         |          |         |                    |         |
|------|---------|---------|----------|---------|--------------------|---------|
| 1992 | Kenya   | 2:00:02 | Portugal | 2:01:34 | Great Britain & NI | 2:02:34 |
| 1994 | Morocco | 1:57:56 | Ethiopia | 1:58:51 | Kenya              | 2:00:51 |
| 1996 | Kenya   | 2:00:40 | Brazil   | 2:01:24 | Ethiopia           | 2:01:50 |
| 1998 | Kenya   | 2:01:13 | Ethiopia | 2:03:47 | Brazil             | 2:04:50 |

#### WOMEN

|      |          |         |          |         |         |         |
|------|----------|---------|----------|---------|---------|---------|
| 1992 | Portugal | 2:20:14 | Denmark  | 2:24:42 | Spain   | 2:25:06 |
| 1994 | Russia   | 2:17:19 | Ethiopia | 2:19:09 | Romania | 2:19:18 |
| 1996 | Ethiopia | 2:16:04 | Romania  | 2:18:41 | Japan   | 2:18:58 |
| 1998 | Ethiopia | 2:21:15 | Kenya    | 2:21:49 | Romania | 2:24:13 |

### IAAF WORLD ATHLETICS FINAL

**Venues** - 2003: Monaco (13/14 Sep), Hammer Throw at Szombathley (7 Sep); 2004: Monaco (18/19 Sep), Hammer Throw at Szombathley (5 Sep); 2005: Monaco (18/19 Sep), Hammer Throw at Szombathley (3 Sep); 2006: Stuttgart (9/10 Sep); 2007: Stuttgart (22/23 Sep); 2008: Stuttgart (20/21 Sep); 2009: Thessaloniki (12/13 Sep). Not continued after 2009

#### MEN

##### 100 Metres

|      |                  |     |       |                     |     |       |                 |     |       |      |
|------|------------------|-----|-------|---------------------|-----|-------|-----------------|-----|-------|------|
| 2003 | Bernard Williams | USA | 10.04 | John Capel          | USA | 10.05 | Uchenna Emedolu | NGR | 10.08 | 1.9  |
| 2004 | Asafa Powell     | JAM | 9.98  | Francis Obikwelu    | POR | 10.10 | Aziz Zakari     | GHA | 10.15 | -1.6 |
| 2005 | Marc Burns       | TRI | 10.00 | Aziz Zakari         | GHA | 10.01 | Dwight Thomas   | JAM | 10.01 | -0.6 |
| 2006 | Asafa Powell     | JAM | 9.89  | Leonard Scott       | USA | 9.91  | Tyson Gay       | USA | 9.92  | 0.9  |
| 2007 | Asafa Powell     | JAM | 9.83  | Jaysuma Saidu Ndure | NOR | 10.06 | Michael Frater  | JAM | 10.11 | -0.3 |
| 2008 | Asafa Powell     | JAM | 9.87  | Nesta Carter        | JAM | 10.07 | Michael Frater  | JAM | 10.10 | 0.4  |
| 2009 | Tyson Gay        | USA | 9.88  | Asafa Powell        | JAM | 9.90  | Darvis Patton   | USA | 10.00 | -0.2 |

| YEAR                                     | FIRST                    |     | SECOND   |                     | THIRD |          |                             |                |
|--|--------------------------|-----|----------|---------------------|-------|----------|-----------------------------|----------------|
| <b>200 Metres</b>                        |                          |     |          |                     |       |          |                             |                |
| 2003                                     | Joshua J. Johnson        | USA | 20.35    | Shawn Crawford      | USA   | 20.37    | Stéphane Buckland           | MRI 20.44 0.1  |
| 2004                                     | Asafa Powell             | JAM | 20.06    | Frankie Fredericks  | NAM   | 20.31    | Stéphan Buckland            | MRI 20.41 0.7  |
| 2005                                     | Tyson Gay                | USA | 19.96    | Chris Williams      | JAM   | 20.19    | Wallace Spearmon            | USA 20.21 -1.5 |
| 2006                                     | Tyson Gay                | USA | 19.68    | Wallace Spearmon    | USA   | 19.88    | Usain Bolt                  | JAM 20.10 -0.1 |
| 2007                                     | Jaysuma Saidy Ndure      | NOR | 19.89    | Wallace Spearmon    | USA   | 20.18    | Rodney Martin               | USA 20.27 1.3  |
| 2008                                     | Stéphane Buckland        | MRI | 20.57    | Paul Hession        | IRL   | 20.58    | Brendan Christian           | ANT 20.61 -0.1 |
| 2009                                     | Usain Bolt               | JAM | 19.68    | Wallace Spearmon    | USA   | 20.21    | Brendan Christian           | ANT 20.65 -0.3 |
| <b>400 Metres</b>                        |                          |     |          |                     |       |          |                             |                |
| 2003                                     | Michael Blackwood        | JAM | 45.25    | Alleyne Francique   | GRN   | 45.25    | Eric Milazar                | MRI 45.67      |
| 2004                                     | Michael Blackwood        | JAM | 44.95    | Derrick Brew        | USA   | 44.97    | Otis Harris                 | USA 45.06      |
| 2005                                     | Tyree Washington         | USA | 44.51    | Tim Benjamin        | GBR   | 44.56    | Chris Brown                 | BAH 44.68      |
| 2006                                     | Jeremy Wariner           | USA | 44.02    | Gary Kikaya         | COD   | 44.10    | LaShawn Merritt             | USA 44.14      |
| 2007                                     | LaShawn Merritt          | USA | 44.58    | Tyler Christopher   | CAN   | 44.87    | Angelo Taylor               | USA 44.92      |
| 2008                                     | LaShawn Merritt          | USA | 44.50    | Jeremy Wariner      | USA   | 44.51    | Chris Brown                 | BAH 45.36      |
| 2009                                     | LaShawn Merritt          | USA | 44.93    | Chris Brown         | BAH   | 45.49    | David Neville               | USA 45.60      |
| <b>800 Metres</b>                        |                          |     |          |                     |       |          |                             |                |
| 2003                                     | Wilfred Bungei           | KEN | 1:45.97  | Joseph Mutua        | KEN   | 1:46.13  | André Bucher                | SUI 1:46.28    |
| 2004                                     | Youssef Saad Kamel       | BRN | 1:45.91  | Joseph Mutua        | KEN   | 1:46.13  | Bram Som                    | NED 1:46.33    |
| 2005                                     | Wilfred Bungei           | KEN | 1:47.05  | Youssef Saad Kamel  | BRN   | 1:47.13  | Yuriy Borzakovskiy          | RUS 1:47.18    |
| 2006                                     | Mbulaeni Mulaudzi        | RSA | 1:46.99  | Bram Som            | NED   | 1:47.10  | Wilfred Bungei              | KEN 1:47.22    |
| 2007                                     | Youssef Saad Kamel       | BRN | 1:45.61  | Mbulaeni Mulaudzi   | RSA   | 1:45.67  | Belal Mansoor Ali           | BRN 1:45.93    |
| 2008                                     | Alfred Kirwa Yego        | KEN | 1:49.05  | Abraham Chepkirwok  | UGA   | 1:49.22  | Youssef Saad Kamel          | BRN 1:49.40    |
| 2009                                     | David Rudisha            | KEN | 1:44.85  | Gary Reed           | CAN   | 1:45.23  | Mbulaeni Mulaudzi           | RSA 1:45.53    |
| <b>1500 Metres</b>                       |                          |     |          |                     |       |          |                             |                |
| 2003                                     | Paul Korir               | KEN | 3:40.09  | Alex Kipchirchir    | KEN   | 3:40.21  | Ivan Heshko                 | UKR 3:40.72    |
| 2004                                     | Ivan Heshko              | UKR | 3:44.92  | Alex Kipchirchir    | KEN   | 3:44.95  | Laban Rotich                | KEN 3:45.38    |
| 2005                                     | Ivan Heshko              | UKR | 3:33.50  | Bernard Lagat       | USA   | 3:33.55  | Alex Kipchirchir            | KEN 3:33.71    |
| 2006                                     | Alex Kipchirchir         | KEN | 3:32.76  | Bernard Lagat       | USA   | 3:32.93  | Augustine Choge             | KEN 3:33.37    |
| 2007                                     | Daniel Kipchirchir Komen | KEN | 3:37.96  | Mehdi Baala         | FRA   | 3:38.35  | Suleiman Simotwo            | KEN 3:38.36    |
| 2008                                     | Haron Keitany            | KEN | 3:37.92  | Asbel Kiprop        | KEN   | 3:37.93  | Nick Willis                 | NZL 3:38.22    |
| 2009                                     | William Biwott           | KEN | 3:35.04  | Leonel Manzano      | USA   | 3:35.40  | Augustine Choge             | KEN 3:35.46    |
| <b>3000 Metres</b>                       |                          |     |          |                     |       |          |                             |                |
| 2003                                     | Kenenisa Bekele          | ETH | 7:36.98  | John Kibowen        | KEN   | 7:38.21  | Abraham Chebii              | KEN 7:39.28    |
| 2004                                     | Eliud Kipchoge           | KEN | 7:38.67  | James Kwalia        | KEN   | 7:39.40  | Mulugeta Wondimu            | ETH 7:39.60    |
| 2005                                     | Bernard Lagat            | USA | 7:38.00  | Eliud Kipchoge      | KEN   | 7:38.95  | Augustine Choge             | KEN 7:39.99    |
| 2006                                     | Tariku Bekele            | ETH | 7:38.98  | Edwin Soi           | KEN   | 7:39.25  | Isaac Songok                | KEN 7:39.50    |
| 2007                                     | Edwin Soi                | KEN | 7:48.81  | Joseph Ebuya        | KEN   | 7:49.70  | Mohamed Farah               | GBR 7:49.89    |
| 2008                                     | Bernard Lagat            | USA | 8:02.97  | Edwin Soi           | KEN   | 8:03.55  | Matt Tegenkamp              | USA 8:03.56    |
| 2009                                     | Kenenisa Bekele          | ETH | 8:03.79  | Bernard Lagat       | USA   | 8:04.00  | Sammy Mutahi                | KEN 8:04.64    |
| <b>5000 Metres</b>                       |                          |     |          |                     |       |          |                             |                |
| 2003                                     | Eliud Kipchoge           | KEN | 13:23.34 | Richard Limo        | KEN   | 13:23.95 | Gebre-egziabher Gebremariam | ETH 13:24.13   |
| 2004                                     | Sileshi Sihine           | ETH | 13:06.95 | Berhanu Dejene      | ETH   | 13:07.91 | Augustine Choge             | KEN 13:09.00   |
| 2005                                     | Sileshi Sihine           | ETH | 13:39.40 | Boniface Kiprop     | UGA   | 13:40.03 | Isaac Songok                | KEN 13:40.24   |
| 2006                                     | Kenenisa Bekele          | ETH | 13:48.62 | Edwin Soi           | KEN   | 13:49.45 | Abreham Cherkos             | ETH 13:49.66   |
| 2007                                     | Edwin Soi                | KEN | 13:38.16 | Micah Kogo          | KEN   | 13:39.91 | Moses Masai                 | KEN 13:39.96   |
| 2008                                     | Edwin Soi                | KEN | 13:22.81 | Moses Kipsiro       | UGA   | 13:23.02 | Micah Kogo                  | KEN 13:23.37   |
| 2009                                     | Imane Merga              | ETH | 13:29.75 | Micah Kogo          | KEN   | 13:29.76 | Edwin Soi                   | KEN 13:29.76   |
| <b>3000 Metres Steeplechase (91.4cm)</b> |                          |     |          |                     |       |          |                             |                |
| 2003                                     | Saif Saaeed Shaheen      | QAT | 7:57.38  | Paul Kipsiele Koech | KEN   | 7:57.42  | Ezekiel Kemboi              | KEN 8:11.79    |
| 2004                                     | Saif Saaeed Shaheen      | QAT | 7:56.94  | Ezekiel Kemboi      | KEN   | 8:02.98  | Paul Kipsiele Koech         | KEN 8:03.21    |
| 2005                                     | Paul Kipsiele Koech      | KEN | 8:07.91  | Ezekiel Kemboi      | KEN   | 8:09.04  | Brimin Kipruto              | KEN 8:09.20    |
| 2006                                     | Paul Kipsiele Koech      | KEN | 8:01.37  | Richard Mateelong   | KEN   | 8:08.62  | Bouabdallah Tahri           | FRA 8:10.86    |
| 2007                                     | Paul Kipsiele Koech      | KEN | 8:00.67  | Richard Mateelong   | KEN   | 8:07.66  | Brimin Kipruto              | KEN 8:11.05    |
| 2008                                     | Paul Kipsiele Koech      | KEN | 8:05.35  | Ezekiel Kemboi      | KEN   | 8:15.32  | Richard Mateelong           | KEN 8:16.05    |
| 2009                                     | Ezekiel Kemboi           | KEN | 8:04.38  | Paul Kipsiele Koech | KEN   | 8:05.47  | Bouabdallah Tahri           | FRA 8:09.14    |
| <b>110 Metres Hurdles (106.7cm)</b>      |                          |     |          |                     |       |          |                             |                |
| 2003                                     | Allen Johnson            | USA | 13.11    | Terrence Trammell   | USA   | 13.17    | Stanislav Olijar            | LAT 13.25 -1.5 |
| 2004                                     | Allen Johnson            | USA | 13.16    | Maurice Wignall     | JAM   | 13.19    | Stanislav Olijar            | LAT 13.40 -2.0 |
| 2005                                     | Allen Johnson            | USA | 13.09    | Dominique Arnold    | USA   | 13.10    | Terrence Trammell           | USA 13.17 -1.4 |
| 2006                                     | Liu Xiang                | CHN | 12.93    | Dayron Robles       | CUB   | 13.00    | Allen Johnson               | USA 13.01 -0.6 |



| YEAR                               | FIRST              |     |       | SECOND                     |     |       | THIRD                      |     |       |      |
|------------------------------------|--------------------|-----|-------|----------------------------|-----|-------|----------------------------|-----|-------|------|
| 2007                               | Dayron Robles      | CUB | 12.92 | David Payne                | USA | 13.08 | Terrence Trammell          | USA | 13.15 | 0.9  |
| 2008                               | David Oliver       | USA | 13.22 | Petr Svoboda               | CZE | 13.33 | Ryan Wilson                | USA | 13.54 | -1.3 |
| 2009                               | Ryan Brathwaite    | BAR | 13.16 | Dexter Faulk               | USA | 13.26 | Dwight Thomas              | JAM | 13.29 | -0.3 |
| <b>400 Metres Hurdles</b> (91.4cm) |                    |     |       |                            |     |       |                            |     |       |      |
| 2003                               | Felix Sánchez      | DOM | 47.80 | Kemel Thompson             | JAM | 48.50 | Danny McFarlane            | JAM | 48.66 |      |
| 2004                               | Bershawn Jackson   | USA | 47.86 | James Carter               | USA | 48.06 | Kemel Thompson             | JAM | 48.06 |      |
| 2005                               | Bershawn Jackson   | USA | 48.05 | Kemel Thompson             | JAM | 48.09 | LJ van Zyl                 | RSA | 48.11 |      |
| 2006                               | Periklis Iakovakis | GRE | 47.92 | LJ van Zyl                 | RSA | 48.08 | Bershawn Jackson           | USA | 48.24 |      |
| 2007                               | Marek Plawgo       | POL | 48.35 | Kerron Clement             | USA | 48.35 | James Carter               | USA | 48.36 |      |
| 2008                               | Kerron Clement     | USA | 48.96 | Danny McFarlane            | JAM | 49.00 | Isa Phillips               | JAM | 49.22 |      |
| 2009                               | Kerron Clement     | USA | 48.11 | LJ van Zyl                 | RSA | 48.74 | Periklís Iakovákis         | GRE | 48.90 |      |
| <b>High Jump</b>                   |                    |     |       |                            |     |       |                            |     |       |      |
| 2003                               | Yaroslav Rybakov   | RUS | 2.30  | Stefan Holm                | SWE | 2.30  | Jamie Nieto                | USA | 2.30  |      |
| 2004                               | Stefan Holm        | SWE | 2.33  | Yaroslav Rybakov           | RUS | 2.30  | Mark Boswell               | CAN | 2.30  |      |
| 2005                               | Victor Moya        | CUB | 2.35  | Vyacheslav Voronin         | RUS | 2.32  | Stefan Holm                | SWE | 2.32  |      |
| 2006                               | Linus Thörnblad    | SWE | 2.33  | Andrey Silnov              | RUS | 2.33  | Yaroslav Rybakov           | RUS | 2.32  |      |
| 2007                               | Donald Thomas      | BAH | 2.32  | Stefan Holm                | SWE | 2.30  | Stefan Holm                | SWE | 2.29  |      |
| 2008                               | Andrey Silnov      | RUS | 2.35  | Stefan Holm                | SWE | 2.33  | Yaroslav Rybakov           | RUS | 2.29  |      |
| 2009                               | Yaroslav Rybakov   | RUS | 2.34  | Jaroslav Bába              | CZE | 2.32  | Linus Thörnblad            | SWE | 2.27  |      |
| 2008                               | Andrey Silnov      | RUS | 2.35  | Stefan Holm                | SWE | 2.33  | Jesse Williams             | USA | 2.29  |      |
| 2009                               | Yaroslav Rybakov   | RUS | 2.34  | Jaroslav Bába              | CZE | 2.32  | Jesse Williams             | USA | 2.29  |      |
| <b>Pole Vault</b>                  |                    |     |       |                            |     |       |                            |     |       |      |
| 2003                               | Tim Lobinger       | GER | 5.91  | Okkert Brits               | RSA | 5.86  | Dmitri Markov              | AUS | 5.76  |      |
| 2004                               | Tim Mack           | USA | 6.01  | Toby Stevenson             | USA | 5.70  | Derek Miles                | USA | 5.70  |      |
| 2005                               | Brad Walker        | USA | 5.86  | Tim Lobinger               | GER | 5.70  | Giuseppe Gibilisco         | ITA | 5.60  |      |
| 2006                               | Paul Burgess       | AUS | 5.82  | Toby Stevenson             | USA | 5.82  | Igor Pavlov                | RUS | 5.60  |      |
| 2007                               | Brad Walker        | USA | 5.91  | Björn Otto                 | GER | 5.86  | Tim Lobinger               | GER | 5.82  |      |
| 2008                               | Derek Miles        | USA | 5.80  | Brad Walker                | USA | 5.70  | Steven Hooker              | AUS | 5.81  |      |
| 2009                               | Maksym Mazuryk     | UKR | 5.70  | Derek Miles                | USA | 5.60  | Maksym Mazuryk             | UKR | 5.60  |      |
| 2009                               | Maksym Mazuryk     | UKR | 5.70  | Derek Miles                | USA | 5.60  | Damiel Dossévi             | FRA | 5.60  |      |
| <b>Long Jump</b>                   |                    |     |       |                            |     |       |                            |     |       |      |
| 2003                               | Dwight Phillips    | USA | 8.31  | Hussein Al-Sabee           | KSA | 8.30  | Ignisious Gaisah           | GHA | 8.26  |      |
| 2004                               | Ignisious Gaisah   | GHA | 8.32  | Dwight Phillips            | USA | 8.26  | John Moffitt               | USA | 8.05  |      |
| 2005                               | Dwight Phillips    | USA | 8.46  | Miguel Pate                | USA | 8.30  | James Beckford             | JAM | 8.28  |      |
| 2006                               | Irving Saladino    | PAN | 8.41  | Mohamed Salman Al-Khualidi | KSA | 8.34  | Louís Tsátoumas            | GRE | 8.29  |      |
| 2007                               | Andrew Howe        | ITA | 8.35  | Brian Johnson              | USA | 8.16  | Khotso Mokoena             | RSA | 8.12  |      |
| 2008                               | Fabrice Lapierre   | AUS | 8.14  | Hussein Taher Al-Sabee     | KSA | 8.13  | Mohamed Salman Al-Khualidi | KSA | 8.04  |      |
| 2009                               | Fabrice Lapierre   | AUS | 8.33w | Dwight Phillips            | USA | 8.24  | Khotso Mokoena             | RSA | 8.17  |      |
| <b>Triple Jump</b>                 |                    |     |       |                            |     |       |                            |     |       |      |
| 2003                               | Christian Olsson   | SWE | 17.55 | Walter Davis               | USA | 17.09 | Kenta Bell                 | USA | 16.95 |      |
| 2004                               | Christian Olsson   | SWE | 17.66 | Danila Burkenya            | RUS | 17.20 | Kenta Bell                 | USA | 17.16 |      |
| 2005                               | Yoandri Betanzos   | CUB | 17.46 | Jadel Gregório             | BRA | 17.32 | Walter Davis               | USA | 17.23 |      |
| 2006                               | Yoandri Betanzos   | CUB | 17.29 | Jadel Gregório             | BRA | 17.12 | Walter Davis               | USA | 16.98 |      |
| 2007                               | Walter Davis       | USA | 17.35 | Aarik Wilson               | USA | 17.34 | Nelson Évora               | POR | 17.30 |      |
| 2008                               | Nelson Évora       | POR | 17.24 | Jadel Gregório             | BRA | 17.09 | Randy Lewis                | GRN | 17.01 |      |
| 2009                               | David Girat        | CUB | 17.45 | Leevan Sands               | BAH | 17.19 | Momchil Karailiev          | BUL | 17.18 |      |
| <b>Shot Put</b> (7.26Kg)           |                    |     |       |                            |     |       |                            |     |       |      |
| 2003                               | Christian Cantwell | USA | 20.93 | Yuriy Belonog              | UKR | 20.53 | Andrei Mikhnevich          | BLR | 20.51 |      |
| 2004                               | Joachim B. Olsen   | DEN | 21.46 | Adam Nelson                | USA | 20.80 | Manuel Martínez            | ESP | 20.67 |      |
| 2005                               | Adam Nelson        | USA | 21.92 | Joachim B. Olsen           | DEN | 21.03 | Reese Hoffa                | USA | 20.87 |      |
| 2006                               | Reese Hoffa        | USA | 21.05 | Christian Cantwell         | USA | 20.94 | Rutger Smith               | NED | 20.74 |      |
| 2007                               | Reese Hoffa        | USA | 20.98 | Adam Nelson                | USA | 20.95 | Dan Taylor                 | USA | 20.74 |      |
| 2008                               | Tomasz Majewski    | POL | 20.88 | Christian Cantwell         | USA | 20.73 | Daniel Taylor              | USA | 20.38 |      |
| 2009                               | Christian Cantwell | USA | 22.07 | Tomasz Majewski            | POL | 21.21 | Pavel Sofin                | RUS | 20.82 |      |
| <b>Discus Throw</b> (2Kg)          |                    |     |       |                            |     |       |                            |     |       |      |
| 2003                               | Virgilijus Alekna  | LTU | 68.30 | Róbert Fazekas             | HUN | 66.08 | Vasiliy Kaptyukh           | BLR | 65.85 |      |
| 2004                               | Mario Pestano      | ESP | 64.11 | Zoltán Kővágó              | HUN | 64.09 | Aleksander Tammert         | EST | 63.69 |      |
| 2005                               | Virgilijus Alekna  | LTU | 67.64 | Gerd Kanter                | EST | 66.01 | Zoltán Kővágó              | HUN | 65.65 |      |
| 2006                               | Virgilijus Alekna  | LTU | 68.63 | Gerd Kanter                | EST | 68.47 | Aleksander Tammert         | EST | 64.94 |      |
| 2007                               | Gerd Kanter        | EST | 66.54 | Virgilijus Alekna          | LTU | 65.94 | Piotr Małachowski          | POL | 65.35 |      |
| 2008                               | Gerd Kanter        | EST | 68.38 | Piotr Małachowski          | POL | 66.07 | Robert Harting             | GER | 65.76 |      |
| 2009                               | Virgilijus Alekna  | LTU | 67.63 | Robert Harting             | GER | 66.37 | Piotr Małachowski          | POL | 65.60 |      |

| YEAR                         | FIRST                            | SECOND                             | THIRD                             |
|------------------------------|----------------------------------|------------------------------------|-----------------------------------|
| <b>Hammer Throw (7.26Kg)</b> |                                  |                                    |                                   |
| 2003                         | Adrián Annus HUN 82.10           | Libor Charfreitag SVK 81.22        | Ivan Tikhon BLR 80.84             |
| 2004                         | Olli-Pekka Karjalainen FIN 81.43 | Krisztian Pars HUN 79.17           | Primož Kozmus SLO 77.21           |
| 2005                         | Olli-Pekka Karjalainen FIN 79.81 | Vadim Devyatovski BLR 78.98        | Krisztián Pars HUN 78.32          |
| 2006                         | Koji Murofushi JPN 81.42         | Ivan Tikhon BLR 81.12              | Krisztián Pars HUN 80.41          |
| 2007                         | Ivan Tikhon BLR 82.05            | Krisztián Pars HUN 78.42           | Koji Murofushi JPN 77.95          |
| 2008                         | Primož Kozmus SLO 79.99          | Krisztián Pars HUN 79.37           | Koji Murofushi JPN 78.99          |
| 2009                         | Primož Kozmus SLO 79.80          | Igors Sokolovs LAT 79.32           | Krisztián Pars HUN 77.49          |
| <b>Javelin Throw (800gm)</b> |                                  |                                    |                                   |
| 2003                         | Sergey Makarov RUS 85.66         | Jan Železný CZE 84.33              | Boris Henry GER 81.00             |
| 2004                         | Breaux Greer USA 87.68           | Andreas Thorkildsen NOR 82.52      | Jan Železný CZE 82.01             |
| 2005                         | Tero Pitkämäki FIN 91.33         | Andreas Thorkildsen NOR 89.60      | Sergey Makarov RUS 86.69          |
| 2006                         | Andreas Thorkildsen NOR 89.50    | Tero Pitkämäki FIN 88.25           | Peter Esenwein GER 85.30          |
| 2007                         | Tero Pitkämäki FIN 88.19         | Andreas Thorkildsen NOR 85.06      | Magnus Arvidsson SWE 83.37        |
| 2008                         | Vadims Vasiļevskis LAT 86.65     | Andreas Thorkildsen NOR 83.77      | Tero Pitkämäki FIN 81.64          |
| 2009                         | Andreas Thorkildsen NOR 87.75    | Tero Pitkämäki FIN 84.09           | Mark Frank GER 82.46              |
| <b>WOMEN</b>                 |                                  |                                    |                                   |
| <b>100 Metres</b>            |                                  |                                    |                                   |
| 2003                         | Chryste Gaines USA 10.86         | Christine Arron FRA 11.04          | Torri Edwards USA 11.06 1.2       |
| 2004                         | Veronica Campbell JAM 10.91      | Aleen Bailey JAM 11.16             | Lauryn Williams USA 11.21 0.0     |
| 2005                         | Veronica Campbell JAM 10.92      | Christine Arron FRA 10.93          | Lauryn Williams USA 11.04 -0.2    |
| 2006                         | Sherone Simpson JAM 10.89        | Torri Edwards USA 11.06            | Allyson Felix USA 11.07 -0.2      |
| 2007                         | Carmelita Jeter USA 11.10        | Allyson Felix USA 11.15            | Christine Arron FRA 11.20 -0.6    |
| 2008                         | Shelly-Ann Fraser JAM 10.94      | Kerron Stewart JAM 11.06           | Marshevet Hooker USA 11.06 0.3    |
| 2009                         | Carmelita Jeter USA 10.67        | Shelly-Ann Fraser JAM 10.89        | Kerron Stewart JAM 10.90 -0.1     |
| <b>200 Metres</b>            |                                  |                                    |                                   |
| 2003                         | Muriel Hurtis FRA 22.41          | Anastasiya Kapachinskaya RUS 22.57 | Torri Edwards USA 22.58 1.6       |
| 2004                         | Veronica Campbell JAM 22.64      | Debbie Ferguson BAH 22.66          | Aleen Bailey JAM 22.84 -2.2       |
| 2005                         | Allyson Felix USA 22.27          | Veronica Campbell JAM 22.37        | Christine Arron FRA 22.43 -0.6    |
| 2006                         | Allyson Felix USA 22.11          | Sanya Richards USA 22.17           | Sherone Simpson JAM 22.22 0.6     |
| 2007                         | Muriel Hurtis-Houairi FRA 22.73  | Debbie Ferguson-McKenzie BAH 22.74 | LaShauntea Moore USA 22.78 0.5    |
| 2008                         | Sanya Richards USA 22.50         | Marshevet Hooker USA 22.69         | Kerron Stewart JAM 22.72 0.1      |
| 2009                         | Allyson Felix USA 22.29          | Sanya Richards USA 22.29           | Kerron Stewart JAM 22.42 0.1      |
| <b>400 Metres</b>            |                                  |                                    |                                   |
| 2003                         | Ana Guevara MEX 49.34            | Lorraine Fenton JAM 50.29          | Tonique Williams BAH 50.87        |
| 2004                         | Ana Guevara MEX 50.13            | Monique Hennagan USA 50.20         | Deedee Trotter USA 50.60          |
| 2005                         | Sanya Richards USA 49.52         | Tonique Williams-Darling BAH 49.54 | Deedee Trotter USA 50.64          |
| 2006                         | Sanya Richards USA 49.25         | Novlene Williams JAM 50.36         | Shericka Williams JAM 50.44       |
| 2007                         | Sanya Richards USA 49.27         | Novlene Williams JAM 50.12         | Christine Ohuruogu GBR 50.20      |
| 2008                         | Sanya Richards USA 50.41         | Christine Ohuruogu GBR 50.83       | Novlene Williams JAM 51.30        |
| 2009                         | Sanya Richards USA 49.95         | Novlene Williams-Mills JAM 50.34   | Shericka Williams JAM 50.49       |
| <b>800 Metres</b>            |                                  |                                    |                                   |
| 2003                         | Maria Mutola MOZ 1:59.59         | Kelly Holmes GBR 1:59.92           | Mina Ait Hammou MAR 1:59.97       |
| 2004                         | Hasna Benhassi MAR 2:01.42       | Jearl Miles-Clark USA 2:01.73      | Mina Ait Hammou MAR 2:01.78       |
| 2005                         | Zulia Calatayú CUB 1:59.07       | Hasna Benhassi MAR 1:59.86         | Mayte Martínez ESP 2:00.36        |
| 2006                         | Zulia Calatayú CUB 1:59.02       | Janeth Jepkosgei KEN 1:59.10       | Hasna Benhassi MAR 1:59.44        |
| 2007                         | Janeth Jepkosgei KEN 1:57.87     | Mayte Martínez ESP 1:58.14         | Marilyn Okoro GBR 1:58.76         |
| 2008                         | Pamela Jelimo KEN 1:56.23        | Janeth Jepkosgei KEN 1:58.41       | Marilyn Okoro GBR 1:58.64         |
| 2009                         | Anna Willard USA 2:00.20         | Maggie Vessey USA 2:00.31          | Jenny Meadows GBR 2:00.41         |
| <b>1500 Metres</b>           |                                  |                                    |                                   |
| 2003                         | Süreyya Ayhan TUR 3:57.72        | Jackline Maranga KEN 4:01.48       | Hayley Tullett GBR 4:01.60        |
| 2004                         | Kelly Holmes GBR 4:04.55         | Tatyana Tomashova RUS 4:05.18      | Yelena Zadorozhnaya RUS 4:05.71   |
| 2005                         | Maryam Jamal BRN 3:59.35         | Tatyana Tomashova RUS 4:00.28      | Natalya Yevdokimova RUS 4:00.60   |
| 2006                         | Maryam Jamal BRN 4:01.58         | Tatyana Tomashova RUS 4:03.26      | Yelena Soboleva RUS 4:03.49       |
| 2007                         | Maryam Jamal BRN 4:01.23         | Sarah Jamieson AUS 4:05.43         | Agnes Samaria NAM 4:05.44         |
| 2008                         | Maryam Jamal BRN 4:06.59         | Gelete Burka ETH 4:07.45           | Iryna Lishchynska UKR 4:07.65     |
| 2009                         | Nancy Jebet Langat KEN 4:13.63   | Hannah England GBR 4:14.05         | Christin Wurth-Thomas USA 4:14.10 |
| <b>3000 Metres</b>           |                                  |                                    |                                   |
| 2003                         | Edith Masai KEN 8:36.82          | Yelena Zadorozhnaya RUS 8:37.40    | Jo Pavey GBR 8:37.89              |
| 2004                         | Meseret Defar ETH 8:36.46        | Yelena Zadorozhnaya RUS 8:37.65    | Lidia Chojecka POL 8:39.16        |
| 2005                         | Meseret Defar ETH 8:47.26        | Gelete Burka ETH 8:48.65           | Zakia Mrisho TAN 8:49.63          |
| 2006                         | Meseret Defar ETH 8:34.22        | Tirunesh Dibaba ETH 8:34.74        | Vivian Cheruiyot KEN 8:38.86      |

| YEAR | FIRST         |     |         | SECOND           |     |         | THIRD           |     |         |
|------|---------------|-----|---------|------------------|-----|---------|-----------------|-----|---------|
| 2007 | Meseret Defar | ETH | 8:27.24 | Vivian Cheruiyot | KEN | 8:28.66 | Priscah Cherono | KEN | 8:29.06 |
| 2008 | Meseret Defar | ETH | 8:43.60 | Vivian Cheruiyot | KEN | 8:44.64 | Jane Kiptoo     | KEN | 8:47.65 |
| 2009 | Meseret Defar | ETH | 8:30.15 | Vivian Cheruiyot | KEN | 8:30.61 | Wude Ayalew     | ETH | 8:30.93 |

**5000 Metres**

|      |                   |     |          |                  |     |          |                  |     |          |
|------|-------------------|-----|----------|------------------|-----|----------|------------------|-----|----------|
| 2003 | Elvan Abeylegesse | TUR | 14:56.25 | Derartu Tulu     | ETH | 14:56.93 | Tirunesh Dibaba  | ETH | 14:57.87 |
| 2004 | Elvan Abeylegesse | TUR | 14:59.19 | Isabella Ochichi | KEN | 14:59.48 | Ejagayou Dibaba  | ETH | 14:59.52 |
| 2005 | Meseret Defar     | ETH | 14:45.87 | Tirunesh Dibaba  | ETH | 14:46.84 | Berhane Adere    | ETH | 14:46.91 |
| 2006 | Tirunesh Dibaba   | ETH | 16:04.77 | Meseret Defar    | ETH | 16:04.78 | Isabella Ochichi | KEN | 16:07.39 |
| 2007 | Vivian Cheruiyot  | KEN | 14:56.94 | Sylvia Kibet     | KEN | 14:57.37 | Priscah Cherono  | KEN | 14:58.97 |
| 2008 | Meseret Defar     | ETH | 14:53.82 | Vivian Cheruiyot | KEN | 14:54.60 | Meselech Melkamu | ETH | 14:58.76 |
| 2009 | Meseret Defar     | ETH | 15:25.31 | Tirunesh Dibaba  | ETH | 15:25.92 | Vivian Cheruiyot | KEN | 15:26.21 |

**3000 Metres Steeplechase** (76.2cm)

|      |                          |     |         |                   |     |         |                   |     |         |
|------|--------------------------|-----|---------|-------------------|-----|---------|-------------------|-----|---------|
| 2005 | Dorcus Inzikuru          | UGA | 9:21.80 | Wioletta Janowska | POL | 9:25.47 | Mardrea Hyman     | JAM | 9:27.21 |
| 2006 | Alesya Turova            | BLR | 9:27.08 | Cheruto Kiptum    | KEN | 9:28.60 | Salome Chepchumba | KEN | 9:29.58 |
| 2007 | Eunice Jepkorir          | KEN | 9:35.03 | Roisin Mcgettigan | IRL | 9:35.86 | Cristina Casandra | ROU | 9:36.38 |
| 2008 | Gulnara Samitova-Galkina | RUS | 9:21.73 | Eunice Jepkorir   | KEN | 9:24.03 | Ruth Bisibori     | KEN | 9:24.38 |
| 2009 | Ruth Bisibori            | KEN | 9:13.43 | Milcah Chemos     | KEN | 9:20.19 | Gladys Kipkemboi  | KEN | 9:21.18 |

**100 Metres Hurdles** (76.2cm)

|        |                        |     |       |                        |     |       |                        |     |       |      |
|--------|------------------------|-----|-------|------------------------|-----|-------|------------------------|-----|-------|------|
| 2003   | Gail Devers            | USA | 12.45 | Glory Alozie           | ESP | 12.66 | Miesha McKelvy         | USA | 12.69 | 1.3  |
| 2004   | Joanna Hayes           | USA | 12.58 | Jenny Adams            | USA | 12.68 | Lacena Golding-Clarke  | JAM | 12.69 | 1.0  |
| 2005   | Michelle Perry         | USA | 12.54 | Brigitte Foster-Hylton | JAM | 12.55 | Delloreen Ennis-London | JAM | 12.57 | -0.8 |
| 2006   | Michelle Perry         | USA | 12.52 | Damu Cherry            | USA | 12.56 | Perdita Felicien       | CAN | 12.58 | 0.6  |
| 2007   | Michelle Perry         | USA | 12.68 | Josephine Onyia        | ESP | 12.70 | Delloreen Ennis-London | JAM | 12.72 | -0.3 |
| 2008 X | Lolo Jones             | USA | 12.56 | Delloreen Ennis-London | JAM | 12.56 | Dawn Harper            | USA | 12.67 | 0.3  |
| 2009   | Brigitte Foster-Hylton | JAM | 12.58 | Dawn Harper            | USA | 12.61 | Delloreen Ennis-London | JAM | 12.61 | -0.1 |

**400 Metres Hurdles** (83.8cm)

|      |                |     |       |                             |     |       |                             |     |       |
|------|----------------|-----|-------|-----------------------------|-----|-------|-----------------------------|-----|-------|
| 2003 | Sandra Glover  | USA | 53.65 | Andrea Blackett             | BAR | 54.28 | Ionela Tirlea               | ROU | 54.44 |
| 2004 | Sandra Glover  | USA | 54.57 | Tatyana Tereshchuk-Antipova | UKR | 54.64 | Brenda Taylor               | USA | 55.00 |
| 2005 | Lashinda Demus | USA | 53.37 | Yuliya Nosova-Pechonkina    | RUS | 53.80 | Sandra Glover               | USA | 54.09 |
| 2006 | Lashinda Demus | USA | 53.42 | Tiffany Ross-Williams       | USA | 54.22 | Tatyana Tereshchuk-Antipova | UKR | 54.76 |
| 2007 | Anna Jesień    | POL | 54.17 | Jana Rawlinson              | AUS | 54.19 | Melaine Walker              | JAM | 54.31 |
| 2008 | Melaine Walker | JAM | 54.06 | Anastasiya Rabchenyuk       | UKR | 54.92 | Tiffany Williams            | USA | 55.16 |
| 2009 | Melaine Walker | JAM | 53.36 | Kaliese Spencer             | JAM | 53.99 | Josanne Lucas               | TRI | 54.31 |

**High Jump**

|      |                   |     |      |                       |     |      |                       |     |      |
|------|-------------------|-----|------|-----------------------|-----|------|-----------------------|-----|------|
| 2003 | Hestrie Cloete    | RSA | 2.01 | Vita Palamar          | UKR | 2.01 | Kajsa Bergqvist       | SWE | 1.99 |
| 2004 | Yelena Slesarenko | RUS | 2.01 | Viktoriya Styopina    | UKR | 1.98 | Irina Mikhailchenko   | UKR | 1.98 |
| 2005 | Kajsa Bergqvist   | SWE | 2.00 | Irina Mikhailchenko   | UKR | 1.93 | Vita Palamar          | UKR | 1.93 |
| 2006 | Kajsa Bergqvist   | SWE | 1.98 | Tia Hellebaut         | BEL | 1.98 | Venelina Veneva       | BUL | 1.98 |
| 2007 | Blanka Vlašić     | CRO | 2.00 | Antonietta Di Martino | ITA | 1.97 | Anna Chicherova       | RUS | 1.97 |
| 2008 | Blanka Vlašić     | CRO | 2.01 | Anna Chicherova       | RUS | 1.99 | Tia Hellebaut         | BEL | 1.97 |
| 2009 | Blanka Vlašić     | CRO | 2.04 | Anna Chicherova       | RUS | 2.00 | Antonietta Di Martino | ITA | 1.97 |

**Pole Vault**

|      |                   |     |      |                    |     |      |                    |     |      |
|------|-------------------|-----|------|--------------------|-----|------|--------------------|-----|------|
| 2003 | Tanya Polnova     | RUS | 4.68 | Svetlana Feofanova | RUS | 4.60 | Stacy Dragila      | USA | 4.50 |
| 2004 | Yelena Isinbaeva  | RUS | 4.83 | Tanya Polnova      | RUS | 4.78 | Anna Rogowska      | POL | 4.60 |
| 2005 | Yelena Isinbaeva  | RUS | 4.74 | Monika Pyrek       | POL | 4.62 | Tanya Polnova      | RUS | 4.50 |
| 2006 | Yelena Isinbaeva  | RUS | 4.75 | Monika Pyrek       | POL | 4.65 | Jenn Stuczynski    | USA | 4.60 |
| 2007 | Yelena Isinbaeva  | RUS | 4.87 | Monika Pyrek       | POL | 4.82 | Svetlana Feofanova | RUS | 4.82 |
| 2008 | Silke Spiegelburg | GER | 4.70 | Svetlana Feofanova | RUS | 4.70 | Monika Pyrek       | POL | 4.70 |
| 2009 | Yelena Isinbaeva  | RUS | 4.80 | Fabiana Murer      | BRA | 4.60 |                    |     |      |
|      |                   |     |      | Monika Pyrek       | POL | 4.60 |                    |     |      |

**Long Jump**

|        |                   |     |      |                  |     |      |                  |     |      |
|--------|-------------------|-----|------|------------------|-----|------|------------------|-----|------|
| 2003   | Eunice Barber     | FRA | 7.05 | Tatyana Kotova   | RUS | 6.92 | Grace Upshaw     | USA | 6.60 |
| 2004   | Irina Simagina    | RUS | 6.74 | Tatyana Lebedeva | RUS | 6.72 | Tatyana Kotova   | RUS | 6.65 |
| 2005 X | Anju Bobby George | IND | 6.75 | Grace Upshaw     | USA | 6.67 | Eunice Barber    | FRA | 6.51 |
| 2006   | Tatyana Lebedeva  | RUS | 6.92 | Bronwyn Thompson | AUS | 6.77 | Rose Richmond    | USA | 6.75 |
| 2007   | Tatyana Lebedeva  | RUS | 6.78 | Grace Upshaw     | USA | 6.64 | Oksana Udmurtova | RUS | 6.52 |
| 2008   | Naide Gomes       | POR | 6.71 | Ksenija Balta    | EST | 6.65 | Tatyana Lebedeva | RUS | 6.64 |
| 2009   | Brittney Reese    | USA | 7.08 | Yelena Sokolova  | RUS | 6.81 | Tatyana Lebedeva | RUS | 6.79 |



| YEAR                         | FIRST                        | SECOND                            | THIRD                          |
|------------------------------|------------------------------|-----------------------------------|--------------------------------|
| <b>Triple Jump</b>           |                              |                                   |                                |
| 2003                         | Tatyana Lebedeva RUS 15.13   | Yamilé Aldama CUB 14.99           | Françoise Mbango CMR 14.83     |
| 2004                         | Françoise Mbango CMR 15.01   | Tatyana Lebedeva RUS 14.96        | Yamilé Aldama SUD 14.92        |
| 2005                         | Chrisopiýí Devetzí GRE 14.89 | Tatyana Lebedeva RUS 14.86        | Yargelis Savigne CUB 14.81     |
| 2006                         | Tatyana Lebedeva RUS 14.82   | Chrisopiýí Devetzí GRE 14.67      | Yamilé Aldama SUD 14.67        |
| 2007                         | Yargelis Savigne CUB 14.78   | Tatyana Lebedeva RUS 14.72        | Yamilé Aldama SUD 14.41        |
| 2008                         | Anna Pyatykh RUS 14.78       | Tatyana Lebedeva RUS 14.63        | Marija Šestak SLO 14.63        |
| 2009                         | Mabel Gay CUB 14.62          | Biljana Topić SRB 14.56           | Tatyana Lebedeva RUS 14.48     |
| <b>Shot Put (4Kg)</b>        |                              |                                   |                                |
| 2003                         | Vita Pavlysh UKR 19.86       | Svetlana Krivelyova RUS 19.66     | Nadezhda Ostapchuk BLR 19.51   |
| 2004                         | Nadezhda Ostapchuk BLR 19.23 | Krystyna Zabawska POL 18.27       | Lieja Tunks NED 18.11          |
| 2005                         | Valerie Vili NZL 19.55       | Natalia Khoroneko BLR 18.80       | Olga Ryabinkina RUS 18.64      |
| 2006                         | Natalia Khoroneko BLR 19.81  | Valerie Vili NZL 19.64            | Yumileidi Cumbá CUB 18.78      |
| 2007                         | Nadezhda Ostapchuk BLR 20.45 | Valerie Vili NZL 20.40            | Nadine Kleinert GER 19.36      |
| 2008                         | Valerie Vili NZL 19.69       | Nadine Kleinert GER 19.42         | Misleidis González CUB 18.55   |
| 2009                         | Valerie Vili NZL 21.07       | Nadezhda Ostapchuk BLR 19.56      | Natalia Mikhnevich BLR 19.27   |
| <b>Discus Throw (2Kg)</b>    |                              |                                   |                                |
| 2003                         | Vera Pospisilová CZE 65.42   | Aretha Hill USA 65.10             | Katerina Vóggoli GRE 63.55     |
| 2004                         | Vera Cechlová CZE 65.86      | Natalya Sadova RUS 65.57          | Aretha Hill USA 63.43          |
| 2005                         | Natalya Sadova RUS 63.40     | Franka Dietzsch GER 61.91         | Aretha Hill/Thurmond USA 60.68 |
| 2006                         | Franka Dietzsch GER 64.73    | Nicoleta Grasu ROU 62.32          | Anna Söderberg SWE 61.50       |
| 2007                         | Franka Dietzsch GER 62.58    | Věra Cechlová CZE 62.04           | Nicoleta Grasu ROU 61.75       |
| 2008                         | Nicoleta Grasu ROU 62.48     | Stephanie Brown Trafton USA 62.23 | Věra Cechlová CZE 58.72        |
| 2009                         | Yarelis Barrios CUB 65.86    | Žaneta Glanc POL 63.36            | Mélina Robert-Michon FRA 61.74 |
| <b>Hammer Throw (4Kg)</b>    |                              |                                   |                                |
| 2003                         | Yipsi Moreno CUB 73.42       | Olga Kuzenkova RUS 71.16          | Mihaela Melinte ROU 69.27      |
| 2004                         | Olga Kuzenkova RUS 72.90     | Olga Tsander BLR 72.06            | Manuèla Montebrun FRA 70.63    |
| 2005                         | Yipsi Moreno CUB 74.75       | Kamila Skolimowska POL 72.73      | Tatyana Lysenko RUS 72.34      |
| 2006                         | Betty Heidler GER 75.44      | Kamila Skolimowska POL 73.33      | Yipsi Moreno CUB 71.85         |
| 2007                         | Yipsi Moreno CUB 73.76       | Ivana Brkljačić CRO 73.22         | Clarissa Claretti ITA 70.34    |
| 2008                         | Yipsi Moreno CUB 74.09       | Martina Hrasnová SVK 71.40        | Anita Włodarczyk POL 70.97     |
| 2009                         | Betty Heidler GER 72.03      | Clarissa Claretti ITA 70.56       | Martina Hrašnová SVK 70.45     |
| <b>Javelin Throw (600gm)</b> |                              |                                   |                                |
| 2003                         | Tatyana Shikolenko RUS 64.47 | Steffi Nerius GER 64.25           | Nikolett Szabó HUN 62.88       |
| 2004                         | Osleidys Menéndez CUB 66.20  | Nikola Brejchová CZE 64.58        | Steffi Nerius GER 61.16        |
| 2005                         | Osleidys Menéndez CUB 67.24  | Steffi Nerius GER 66.35           | Sonia Bisset CUB 63.56         |
| 2006                         | Barbora Špotáková CZE 66.21  | Steffi Nerius GER 65.06           | Christina Scherwin DEN 64.83   |
| 2007                         | Barbora Špotáková CZE 67.12  | Steffi Nerius GER 64.90           | Christina Obergföll GER 62.47  |
| 2008                         | Barbora Špotáková CZE 72.28  | Christina Obergföll GER 63.28     | Steffi Nerius GER 62.78        |
| 2009                         | Maria Abakumova RUS 64.60    | Barbora Špotáková CZE 63.45       | Steffi Nerius GER 62.59        |

## IAAF WORLD MARATHON CUP

**Venues -** 1985: Hiroshima (13/14 Apr); 1987: Seoul (11/12 Apr); 1989: Milano (15/16 Apr); 1991: London (21 Apr); 1993: San Sebastián (31 Oct); 1995: Athína (9 Apr); 1997: Athína (Men – 10 Aug, Women – 9 Aug); 1999: Sevilla (Men – 28 Aug, Women – 29 Aug); 2001: Edmonton (Men – 3 Aug, Women – Aug 12); 2003: Paris (Men – 30 Aug, Women – 31 Aug); 2005: Helsinki (Men – 13 Aug, Women – 14 Aug); 2007: Osaka (Men – 25 Aug, Women – 2 Sep); 2009: Berlin (Men – 22 Aug; Women – 23 Aug); 2011: Daegu (Men – 4 Sep, Women – 27 Aug). Not continued after 2011

### MEN

#### Individuals

|      |                               |                                  |                               |
|------|-------------------------------|----------------------------------|-------------------------------|
| 1985 | Ahmed Salah DJI 2:08:09       | Takeyuki Nakayama JPN 2:18:15    | Djama Robleh DJI 2:08:26      |
| 1987 | Ahmed Salah DJI 2:10:55       | Taisuke Kodama JPN 2:11:23       | Salvatore Bettiol ITA 2:11:28 |
| 1989 | Metaferia Zeleke ETH 2:10:28  | Dereje Nedi ETH 2:10:36          | Gianni Poli ITA 2:10:49       |
| 1991 | Yakov Tolstikov URS 2:09:18   | Manuel Matias POR 2:10:21        | Jan Huruk POL 2:10:21         |
| 1993 | Richard Nerurkar GBR 2:10:03  | Severino Bernardini ITA 2:10:12  | Kebede Gemechu ETH 2:10:16    |
| 1995 | Douglas Wakiihuri KEN 2:12:01 | Takahiro Sunada JPN 2:13:16      | Davide Milesi ITA 2:13:23     |
| 1997 | Abel Antón ESP 2:13:16        | Martín Fiz ESP 2:13:21           | Steve Moneghetti AUS 2:14:16  |
| 1999 | Abel Antón ESP 2:13:36        | Vincenzo Modica ITA 2:14:03      | Nobuyuki Sato JPN 2:14:07     |
| 2001 | Gezahegn Abera ETH 2:12:42    | Simon Biwott KEN 2:12:43         | Stefano Baldini ITA 2:13:18   |
| 2003 | Jaouad Gharib MAR 2:08:31     | Julio Rey ESP 2:08:38            | Stefano Baldini ITA 2:09:14   |
| 2005 | Jaouad Gharib MAR 2:10:10     | Christopher Isegwe TAN 2:10:21   | Tsuyoshi Ogata JPN 2:11:16    |
| 2007 | Luke Kibet KEN 2:15:59        | Mubarak Hassan Shami QAT 2:17:18 | Viktor Röthlin SUI 2:17:25    |

| YEAR | GOLD       |     |         | SILVER          |     |         | BRONZE        |     |         |
|------|------------|-----|---------|-----------------|-----|---------|---------------|-----|---------|
| 2009 | Abel Kirui | KEN | 2:06:54 | Emmanuel Mutai  | KEN | 2:07:48 | Tsegay Kebede | ETH | 2:08:35 |
| 2011 | Abel Kirui | KEN | 2:07:38 | Vincent Kipruto | KEN | 2:10:06 | Feyisa Lilesa | ETH | 2:10:32 |

**Teams**

|      |                    |         |          |         |                    |         |
|------|--------------------|---------|----------|---------|--------------------|---------|
| 1985 | Djibouti           | 6:27:08 | Japan    | 6:31:43 | Ethiopia           | 6:32:46 |
| 1987 | Italy              | 6:36:38 | Japan    | 6:39:23 | France             | 6:43:46 |
| 1989 | Ethiopia           | 6:37:20 | Italy    | 6:37:51 | France             | 6:38:51 |
| 1991 | Great Britain & NI | 6:34:59 | Portugal | 6:35:55 | Poland             | 6:36:12 |
| 1993 | Ethiopia           | 6:31:17 | Italy    | 6:32:41 | Great Britain & NI | 6:34:06 |
| 1995 | Italy              | 6:43:42 | France   | 6:48:47 | Spain              | 6:51:05 |
| 1997 | Spain              | 6:43:30 | Italy    | 6:55:33 | Brazil             | 7:02:56 |
| 1999 | Italy              | 6:45:16 | Japan    | 6:45:42 | Ethiopia           | 6:50:11 |
| 2001 | Ethiopia           | 6:43:32 | Japan    | 6:48:36 | Italy              | 6:51:56 |
| 2003 | Japan              | 6:30:43 | Italy    | 6:32:19 | South Africa       | 6:35:54 |
| 2005 | Japan              | 6:38:39 | Kenya    | 6:46:38 | Ethiopia           | 6:52:14 |
| 2007 | Japan              | 6:54:23 | Korea    | 7:12:08 | Kenya              | 7:12:33 |
| 2009 | Kenya              | 6:25:28 | Ethiopia | 6:32:26 | Japan              | 6:41:05 |
| 2011 | Kenya              | 6:29:23 | Japan    | 6:41:13 | Morocco            | 6:42:18 |

**WOMEN****Individuals**

|      |                   |     |         |                       |     |         |                          |     |         |
|------|-------------------|-----|---------|-----------------------|-----|---------|--------------------------|-----|---------|
| 1985 | Katrin Dörre      | GDR | 2:33:30 | Zoya Ivanova          | URS | 2:34:17 | Karolina Szabó           | HUN | 2:34:57 |
| 1987 | Zoya Ivanova      | URS | 2:30:39 | Maria Lelut           | FRA | 2:31:27 | Katrin Dörre             | GDR | 2:31:30 |
| 1989 | Sue Marchiano     | USA | 2:30:48 | Miyako Miyahara       | JPN | 2:35:36 | Uta Pippig               | GDR | 2:35:17 |
| 1991 | Rosa Mota         | POR | 2:26:14 | Francie Larrieu Smith | USA | 2:27:35 | Valentina Yegorova       | URS | 2:28:18 |
| 1993 | Wang Junxia       | CHN | 2:28:16 | Zhang Linli           | CHN | 2:29:42 | Zhang Lirong             | CHN | 2:29:45 |
| 1995 | Anuța Cătună      | ROU | 2:31:10 | Lidia Șimon           | ROU | 2:31:46 | Cristina Pomacu          | ROU | 2:32:09 |
| 1997 | Hiromi Suzuki     | JPN | 2:29:48 | Manuela Machado       | POR | 2:31:12 | Lidia Șimon              | ROU | 2:31:55 |
| 1999 | Jong Song-Ok      | PRK | 2:26:59 | Ari Ichihashi         | JPN | 2:27:02 | Lidia Șimon              | ROU | 2:27:41 |
| 2001 | Lidia Șimon       | ROU | 2:26:01 | Reiko Tosa            | JPN | 2:26:06 | Svetlana Zakharova       | RUS | 2:26:18 |
| 2003 | Catherine Ndereba | KEN | 2:23:55 | Mizuki Noguchi        | JPN | 2:24:14 | Masako Chiba             | JPN | 2:25:09 |
| 2005 | Paula Radcliffe   | GBR | 2:20:57 | Catherine Ndereba     | KEN | 2:22:01 | Constantina Tomescu-Diță | ROU | 2:23:19 |
| 2007 | Catherine Ndereba | KEN | 2:30:37 | Zhou Chunxiu          | CHN | 2:30:45 | Reiko Tosa               | JPN | 2:30:55 |
| 2009 | Bai Xue           | CHN | 2:25:15 | Yoshimi Ozaki         | JPN | 2:25:25 | Aselefech Mergia         | ETH | 2:25:32 |
| 2011 | Edna Kiplagat     | KEN | 2:28:43 | Priscah Jeptoo        | KEN | 2:29:00 | Sharon Cherop            | KEN | 2:29:14 |

**Teams**

|      |             |         |               |         |                    |         |
|------|-------------|---------|---------------|---------|--------------------|---------|
| 1985 | Italy       | 7:51:27 | USSR          | 7:53:22 | GDR                | 8:00:02 |
| 1987 | USSR        | 7:34:33 | GDR           | 7:42:10 | France             | 7:46:41 |
| 1989 | USSR        | 7:51:29 | United States | 7:56:17 | China              | 7:57:07 |
| 1991 | USSR        | 7:30:21 | Italy         | 7:36:37 | France             | 7:38:51 |
| 1993 | PR of China | 7:27:43 | Spain         | 7:33:55 | Russia             | 7:44:07 |
| 1995 | Romania     | 7:35:05 | Russia        | 7:47:39 | Italy              | 7:50:46 |
| 1997 | Japan       | 7:38:57 | Romania       | 7:52:18 | Italy              | 7:56:31 |
| 1999 | Japan       | 7:27:52 | Romania       | 7:34:37 | Germany            | 7:35:41 |
| 2001 | Japan       | 7:22:36 | Russia        | 7:26:00 | Romania            | 7:29:44 |
| 2003 | Japan       | 7:14:48 | Ethiopia      | 7:24:56 | Russia             | 7:31:04 |
| 2005 | Kenya       | 7:12:37 | Japan         | 7:16:35 | Great Britain & NI | 7:27:04 |
| 2007 | Kenya       | 7:35:02 | PR of China   | 7:35:52 | Japan              | 7:37:39 |
| 2009 | PR of China | 7:17:02 | Japan         | 7:22:15 | Ethiopia           | 7:28:17 |
| 2011 | Kenya       | 7:26:57 | PR of China   | 7:31:34 | Ethiopia           | 7:32:20 |



## IAAF GRAND PRIX

**Venues -** 1985: Roma (7 Sep); 1986: Roma (10 Sep); 1987: Bruxelles (11 Sep); 1988: Berlin (26 Aug); 1989: Monte Carlo (1 of finals) Sep); 1990: Athina (7 Sep); 1991: Barcelona (20 Sep); 1992: Torino (4 Sep); 1993: London (10 Sep); 1994: Paris (3 Sep); 1995: Monte Carlo (9 Sep); 1996: Milano (7 Sep); 1997: Fukuoka (13 Sep); 1998: Moskva (5 Sep); 1999: München (11 Sep); 2000: Doha (5 Oct); 2001: Melbourne (9 Sep); 2002: Paris (14 Sep). Replaced with World Athletics Final from 2003

### OVERALL AWARDS

#### MEN

|      |                    |     |     |                    |     |     |                    |     |     |
|------|--------------------|-----|-----|--------------------|-----|-----|--------------------|-----|-----|
| 1985 | Doug Padilla       | USA | 63  | Mike Franks        | USA | 60  | Sergey Bubka       | URS | 59  |
| 1986 | Saïd Aouita        | MAR | 63  | Andre Phillips     | USA | 61  | Steve Scott        | USA | 61  |
| 1987 | Tonie Campbell     | USA | 63  | Greg Foster        | USA | 59  | Sergey Bubka       | RUS | 58  |
| 1988 | Saïd Aouita        | MAR | 63  | Mike Conley        | USA | 61  | Danny Harris       | USA | 58  |
| 1989 | Saïd Aouita        | MAR | 69  | Roger Kingdom      | USA | 63  | Steve Backley      | GBR | 63  |
| 1990 | Leroy Burrell      | USA | 63  | Noureddine Morceli | ALG | 61  | Danny Harris       | USA | 59  |
| 1991 | Sergey Bubka       | URS | 69  | Jan Železný        | TCH | 63  | Michael Johnson    | USA | 63  |
| 1992 | Kevin Young        | USA | 63  | Werner Günthör     | SUI | 63  | Igor Astapkovich   | BLR | 59  |
| 1993 | Sergey Bubka       | UKR | 72  | Jan Železný        | CZE | 72  | Colin Jackson      | GBR | 72  |
| 1994 | Noureddine Morceli | ALG | 78  | Samuel Matete      | ZAM | 72  | Mike Conley        | USA | 72  |
| 1995 | Moses Kiptanui     | KEN | 84  | Jan Železný        | CZE | 72  | Mark Crear         | USA | 72  |
| 1996 | Daniel Komen       | KEN | 103 | Jonathan Edwards   | GBR | 99  | Dennis Mitchell    | USA | 95  |
| 1997 | Wilson Kipketer    | DEN | 114 | Lars Riedel        | GER | 99  | Mark Crear         | USA | 95  |
| 1998 | Hicham El Guerrouj | MAR | 136 | Haile Gebrselassie | ETH | 114 | Denis Kapustin     | RUS | 97  |
| 1999 | Bernard Barmasai   | KEN | 111 | Kóstas Gatsioudis  | GRE | 109 | Wilson Kipketer    | DEN | 108 |
| 2000 | Angelo Taylor      | USA | 101 | Yuriy Belonog      | UKR | 94  | Adam Nelson        | USA | 93  |
| 2001 | André Bucher       | SUI | 102 | Allen Johnson      | USA | 101 | Hicham El Guerrouj | MAR | 100 |
| 2002 | Hicham El Guerrouj | MAR | 116 | Felix Sánchez      | DOM | 116 | Christian Olsson   | SWE | 102 |

#### WOMEN

|      |                       |     |     |                     |     |     |                       |     |     |
|------|-----------------------|-----|-----|---------------------|-----|-----|-----------------------|-----|-----|
| 1985 | Mary Slaney           | USA | 69  | Stefka Kostadinova  | BUL | 63  | Judi Brown King       | USA | 63  |
| 1986 | Yordanka Donkova      | BUL | 69  | Maricica Puică      | ROU | 65  | Tsvetanka Khristova   | BUL | 63  |
| 1987 | Merlene Ottey         | JAM | 63  | Doina Melinte       | ROU | 63  | Stefka Kostadinova    | BUL | 61  |
| 1988 | Paula Ivan            | ROU | 63  | Grace Jackson       | JAM | 63  | Ana Quirot            | CUB | 57  |
| 1989 | Paula Ivan            | ROU | 67  | Galina Chistyakova  | URS | 63  | Sandra Farmer-Patrick | USA | 63  |
| 1990 | Merlene Ottey         | JAM | 63  | Heike Drechsler     | GDR | 63  | Petra Felke           | GDR | 63  |
| 1991 | Heike Henkel          | GER | 63  | Merlene Ottey       | JAM | 63  | Natalya Artyomova     | URS | 63  |
| 1992 | Heike Drechsler       | GER | 63  | Merlene Ottey       | JAM | 63  | Trine Hattestad       | NOR | 59  |
| 1993 | Sandra Farmer-Patrick | USA | 72  | Sonia O'Sullivan    | IRL | 72  | Stefka Kostadinova    | BUL | 72  |
| 1994 | Jackie Joyner-Kersey  | USA | 72  | Svetla Dimitrova    | BUL | 72  | Sonia O'Sullivan      | IRL | 72  |
| 1995 | Maria Mutola          | MOZ | 78  | Anna Biryukova      | RUS | 72  | Gwen Torrence         | USA | 72  |
| 1996 | Ludmila Engquist      | SWE | 93  | Merlene Ottey       | JAM | 90  | Michelle Freeman      | JAM | 85  |
| 1997 | Astrid Kumbernuss     | GER | 99  | Deon Hemmings       | JAM | 93  | Kim Batten            | USA | 91  |
| 1998 | Marion Jones          | USA | 130 | Svetlana Masterkova | RUS | 107 | Falilat Ogunkoya      | NGR | 98  |
| 1999 | Gabriela Szabo        | ROU | 108 | Maria Mutola        | MOZ | 108 | Deon Hemmings         | JAM | 104 |
| 2000 | Trine Hattestad       | NOR | 110 | Gail Devers         | USA | 104 | Violeta Szekely       | ROU | 94  |
| 2001 | Violeta Szekely       | ROU | 116 | Maria Mutola        | MOZ | 105 | Tatyana Tereshchuk    | UKR | 96  |
| 2002 | Gail Devers           | USA | 111 | Tayna Lawrence      | JAM | 109 | Ana Guevara           | MEX | 108 |

### EVENT WINNERS

#### 100 Metres

|      |                    |     |
|------|--------------------|-----|
| 1986 | Chidi Imoh         | NGR |
| 1988 | Chidi Imoh         | NGR |
| 1990 | Leroy Burrell      | USA |
| 1992 | Dennis Mitchell    | USA |
| 1994 | Dennis Mitchell    | USA |
| 1996 | Dennis Mitchell    | USA |
| 1998 | Frankie Fredericks | NAM |
| 2000 | Darren Campbell    | GBR |
| 2002 | Jon Drummond       | USA |

#### 200 Metres

|      |                    |     |
|------|--------------------|-----|
| 1985 | Calvin Smith       | USA |
| 1987 | Thomas Jefferson   | USA |
| 1989 | Robson da Silva    | BRA |
| 1991 | Michael Johnson    | USA |
| 1993 | Frankie Fredericks | NAM |
| 1995 | Michael Johnson    | USA |
| 1997 | Frankie Fredericks | NAM |
| 1999 | Claudinei da Silva | BRA |
| 2001 | Shawn Crawford     | USA |

#### 400 Metres

|      |                   |     |
|------|-------------------|-----|
| 1985 | Michael Franks    | USA |
| 1987 | Innocent Egbunike | NGR |
| 1989 | Danny Everett     | USA |
| 1991 | Roger Black       | GBR |
| 1993 | David Grindley    | GBR |
| 1994 | Derek Mills       | USA |
| 1996 | Michael Johnson   | USA |
| 1998 | Mark Richardson   | GBR |
| 2000 | Mark Richardson   | GBR |
| 2002 | Michael Blackwood | JAM |

#### 800 Metres

|      |                   |     |
|------|-------------------|-----|
| 1986 | José Luiz Barbosa | BRA |
| 1988 | Tom McKean        | GBR |
| 1990 | Nixon Kiprotich   | KEN |
| 1992 | Nixon Kiprotich   | KEN |
| 1995 | Benson Koech      | KEN |
| 1997 | Wilson Kipketer   | DEN |
| 1999 | Wilson Kipketer   | DEN |
| 2001 | André Bucher      | SUI |

#### 1500 Metres/One Mile (y)

|        |                    |     |
|--------|--------------------|-----|
| 1985   | Steve Scott        | USA |
| 1986/y | Steve Scott        | USA |
| 1987   | Abdi Bile          | SOM |
| 1988/y | Saïd Aouita        | MAR |
| 1989   | Abdi Bile          | SOM |
| 1990/y | Noureddine Morceli | ALG |
| 1991   | Noureddine Morceli | ALG |
| 1992/y | Wilfred Kirochi    | KEN |

#### 3000 Metres/5000 Metres

|         |                 |     |
|---------|-----------------|-----|
| 1985/5K | Doug Padilla    | USA |
| 1986/5K | Saïd Aouita     | MAR |
| 1987/5K | Arturo Barrios  | MEX |
| 1988/5K | Eamonn Martin   | GBR |
| 1989/5K | Arturo Barrios  | MEX |
| 1990/5K | Khalid Skah     | MAR |
| 1991/5K | Brahim Boutayeb | MAR |
| 1992/5K | Paul Bitok      | KEN |



**1500 Metres/One Mile (y)**

|        |                    |     |
|--------|--------------------|-----|
| 1993   | Noureddine Morceli | ALG |
| 1994   | Noureddine Morceli | ALG |
| 1996   | Hicham El Guerrouj | MAR |
| 1997/y | Robert Andersen    | DEN |
| 1998   | Hicham El Guerrouj | MAR |
| 1999   | Noah Ngeny         | KEN |
| 2000   | Noah Ngeny         | KEN |
| 2001   | Hicham El Guerrouj | MAR |
| 2002   | Hicham El Guerrouj | MAR |

**3000 Metres/5000 Metres**

|         |                    |     |
|---------|--------------------|-----|
| 1993/5K | Ismael Kirui       | KEN |
| 1994/5K | Khalid Skah        | MAR |
| 1995/3K | Haile Gebrselassie | ETH |
| 1996/5K | Daniel Komen       | KEN |
| 1997/5K | Khalid Boulami     | MAR |
| 1998/3K | Haile Gebrselassie | ETH |
| 1999/3K | Benjamin Limo      | KEN |
| 2000/3K | Luke Kipkosgei     | KEN |
| 2001/3K | Paul Bitok         | KEN |
| 2002/3K | Abraham Chebii     | KEN |

**3000 Metres Steeplechase (91.4cm)**

|      |                  |     |
|------|------------------|-----|
| 1986 | William Van Dijk | BEL |
| 1988 | Julius Kariuki   | KEN |
| 1990 | Julius Kariuki   | KEN |
| 1991 | Moses Kiptanui   | KEN |
| 1993 | Patrick Sang     | KEN |
| 1995 | Moses Kiptanui   | KEN |
| 1997 | Joseph Keter     | KEN |
| 1999 | Bernard Barmasai | KEN |
| 2001 | Brahim Boulami   | MAR |

**110 Metres Hurdles (106.7cm)**

|      |                |     |
|------|----------------|-----|
| 1985 | Mark McKoy     | CAN |
| 1987 | Tonie Campbell | USA |
| 1989 | Roger Kingdom  | USA |
| 1991 | Tony Dees      | USA |
| 1993 | Colin Jackson  | GBR |
| 1995 | Mark Crear     | USA |
| 1997 | Mark Crear     | USA |
| 1999 | Mark Crear     | USA |
| 2001 | Anier García   | CUB |

**400 Metres Hurdles (91.4)**

|      |                  |     |
|------|------------------|-----|
| 1986 | Andre Phillips   | USA |
| 1988 | Danny Harris     | USA |
| 1990 | Danny Harris     | USA |
| 1992 | Kevin Young      | USA |
| 1994 | Samuel Matete    | ZAM |
| 1996 | Derrick Adkins   | USA |
| 1998 | Stéphane Diagana | FRA |
| 2000 | Angelo Taylor    | USA |
| 2002 | Felix Sánchez    | DOM |

**High Jump**

|      |                    |     |
|------|--------------------|-----|
| 1986 | Jim Howard         | USA |
| 1988 | Javier Sotomayor   | CUB |
| 1990 | Hollis Conway      | USA |
| 1992 | Patrik Sjöberg     | SWE |
| 1994 | Javier Sotomayor   | CUB |
| 1996 | Patrik Sjöberg     | SWE |
| 1998 | Javier Sotomayor   | CUB |
| 2000 | Vyacheslav Voronin | RUS |
| 2002 | Stefan Holm        | SWE |

**Pole Vault**

|      |                  |     |
|------|------------------|-----|
| 1985 | Sergey Bubka     | URS |
| 1987 | Sergey Bubka     | URS |
| 1989 | Rodion Gataullin | URS |
| 1991 | Sergey Bubka     | URS |
| 1993 | Sergey Bubka     | UKR |
| 1995 | Okkert Brits     | RSA |
| 1997 | Sergey Bubka     | UKR |
| 1998 | Maksim Tarasov   | RUS |
| 1999 | Maksim Tarasov   | RUS |
| 2000 | Tim Lobinger     | GER |
| 2002 | Jeff Hartwig     | USA |

**Long Jump**

|      |                  |     |
|------|------------------|-----|
| 1985 | Mike Conley      | USA |
| 1987 | Larry Myricks    | USA |
| 1989 | Larry Myricks    | USA |
| 1991 | Llewellyn Starks | USA |
| 1993 | Mike Powell      | USA |
| 1995 | Iván Pedroso     | CUB |
| 1997 | Iván Pedroso     | CUB |
| 1999 | Iván Pedroso     | CUB |
| 2001 | Younès Moudrik   | MAR |

**Triple Jump**

|      |                  |     |
|------|------------------|-----|
| 1986 | Mike Conley      | USA |
| 1988 | Mike Conley      | USA |
| 1990 | Mike Conley      | USA |
| 1992 | Mike Conley      | USA |
| 1994 | Mike Conley      | USA |
| 1996 | Jonathan Edwards | GBR |
| 1998 | Charles Friedek  | GER |
| 2000 | Jonathan Edwards | GBR |
| 2002 | Christian Olsson | SWE |

**Shot Put (7.26Kg)**

|      |                  |     |
|------|------------------|-----|
| 1986 | Werner Günthör   | SUI |
| 1988 | Remigius Machura | TCH |
| 1990 | Ulf Timmermann   | GDR |
| 1992 | Werner Günthör   | SUI |
| 1994 | Randy Barnes     | USA |
| 1996 | John Godina      | USA |
| 1998 | John Godina      | USA |
| 2000 | Andy Bloom       | USA |
| 2002 | Adam Nelson      | USA |

**Discus Throw (2Kg)**

|       |                   |     |
|-------|-------------------|-----|
| 1985  | Imrich Bugár      | TCH |
| 1987  | Romas Ubartas     | URS |
| 1989  | Wolfgang Schmidt  | FRG |
| 1991  | Lars Riedel       | GER |
| 1993  | Lars Riedel       | GER |
| 1995✕ | Lars Riedel       | GER |
| 1997  | Lars Riedel       | GER |
| 1999  | Lars Riedel       | GER |
| 2001  | Virgilijus Alekna | LTU |

**Hammer Throw (7.26Kg)**

|      |                    |     |
|------|--------------------|-----|
| 1986 | Yuriy Sedykh       | URS |
| 1988 | Tibor Gécsek       | HUN |
| 1990 | Yuriy Sedykh       | URS |
| 1992 | Igor Astapkovich   | BLR |
| 1994 | Andrey Abduvaliyev | TJK |
| 1996 | Lance Deal         | USA |
| 1998 | Tibor Gécsek       | HUN |
| 2000 | Andrey Skvaruk     | UKR |
| 2002 | Koji Murofushi     | JPN |

**Javelin Throw (800gm)**

|      |                   |     |
|------|-------------------|-----|
| 1985 | Tom Petranoff     | USA |
| 1987 | Tom Petranoff     | USA |
| 1989 | Steve Backley     | GBR |
| 1991 | Jan Železný       | TCH |
| 1993 | Jan Železný       | CZE |
| 1995 | Jan Železný       | CZE |
| 1997 | Jan Železný       | CZE |
| 1999 | Kóstas Gatsioudis | GRE |
| 2001 | Jan Železný       | CZE |

**WOMEN****100 Metres**

|       |                 |     |
|-------|-----------------|-----|
| 1985  | Alice Brown     | USA |
| 1987  | Merlene Ottey   | JAM |
| 1989  | Merlene Ottey   | JAM |
| 1991  | Merlene Ottey   | JAM |
| 1993  | Gwen Torrence   | USA |
| 1994  | Merlene Ottey   | JAM |
| 1996  | Merlene Ottey   | JAM |
| 1998  | Marion Jones    | USA |
| 1999  | Savatheda Fynes | BAH |
| 2000✕ | Chryste Gaines  | USA |
| 2002✕ | Debbie Ferguson | BAH |

**200 Metres**

|      |                |     |
|------|----------------|-----|
| 1986 | Evelyn Ashford | USA |
| 1988 | Grace Jackson  | JAM |
| 1990 | Merlene Ottey  | JAM |
| 1992 | Merlene Ottey  | JAM |
| 1995 | Gwen Torrence  | USA |
| 1997 | Marion Jones   | USA |
| 2001 | Myriam Mani    | CMR |

**400 Metres**

|      |                  |     |
|------|------------------|-----|
| 1986 | Diane Dixon      | USA |
| 1988 | Ana Quirot       | CUB |
| 1990 | Ana Quirot       | CUB |
| 1992 | Sandie Richards  | JAM |
| 1994 | Marie-José Pérec | FRA |
| 1996 | Cathy Freeman    | AUS |
| 1998 | Falilat Ogunkoya | NGR |
| 2000 | Lorraine Graham  | JAM |
| 2002 | Ana Guevara      | MEX |

## WOMEN

**800 Metres**

|      |                       |     |
|------|-----------------------|-----|
| 1985 | Jarmila Kratochvílová | TCH |
| 1987 | Ana Quirot            | CUB |
| 1989 | Ana Quirot            | CUB |
| 1991 | Ana Quirot            | CUB |
| 1993 | Maria Mutola          | MOZ |
| 1995 | Maria Mutola          | MOZ |
| 1997 | Ana Quirot            | CUB |
| 1999 | Maria Mutola          | MOZ |
| 2001 | Maria Mutola          | MOZ |

**1500 Metres/One Mile (y)**

|        |                     |     |
|--------|---------------------|-----|
| 1986   | Maricica Puică      | ROU |
| 1987/y | Elly van Hulst      | NED |
| 1988   | Paula Ivan          | ROU |
| 1989/y | Paula Ivan          | ROU |
| 1990   | Doina Melinte       | ROU |
| 1991/y | Natalya Artyomova   | URS |
| 1992   | Lyudmila Rogachova  | RUS |
| 1993/y | Lyubov Kremlyova    | RUS |
| 1994   | Angela Chalmers     | CAN |
| 1996   | Svetlana Masterkova | RUS |
| 1997/y | Carla Sacramento    | POR |
| 1998   | Svetlana Masterkova | RUS |
| 1999   | Violeta Szekely     | ROU |
| 2000   | Violeta Szekely     | ROU |
| 2001   | Violeta Szekely     | ROU |
| 2002   | Yelena Zadorozhnaya | RUS |

**3000 Metres/5000 Metres**

|         |                   |     |
|---------|-------------------|-----|
| 1985/3K | Mary Slaney       | USA |
| 1986/5K | Svetlana Guskova  | URS |
| 1987/3K | Maricica Puică    | ROU |
| 1988/5K | Liz McColgan      | GBR |
| 1989/3K | PattiSue Plumer   | USA |
| 1990/5K | PattiSue Plumer   | USA |
| 1991/3K | Susan Sirma       | KEN |
| 1992/5K | Sonia O'Sullivan  | IRL |
| 1993/3K | Sonia O'Sullivan  | IRL |
| 1994/5K | Sonia O'Sullivan  | IRL |
| 1995/3K | Sonia O'Sullivan  | IRL |
| 1996/5K | Roberta Brunet    | ITA |
| 1997/5K | Sally Barsosio    | KEN |
| 1998/3K | Gete Wami         | ETH |
| 1999/3K | Gabriela Szabo    | ROU |
| 2000/3K | Sonia O'Sullivan  | IRL |
| 2001/3K | Tatyana Tomashova | RUS |
| 2002/3K | Gabriela Szabo    | ROU |

**100 Metres Hurdles (83.8cm)**

|      |                     |     |
|------|---------------------|-----|
| 1986 | Yordanka Donkova    | BUL |
| 1988 | Claudia Zaczkiewicz | FRG |
| 1990 | Monique Ewanjé-Épée | FRA |
| 1992 | Lynda Tolbert       | USA |
| 1994 | Svetla Dimitrova    | BUL |
| 1996 | Ludmila Engquist    | SWE |
| 1998 | Michelle Freeman    | JAM |
| 2000 | Gail Devers         | USA |
| 2002 | Gail Devers         | USA |

**400 Metres Hurdles (76.2cm)**

|      |                       |     |
|------|-----------------------|-----|
| 1985 | Judi Brown-King       | USA |
| 1987 | Debbie Flintoff-King  | AUS |
| 1989 | Sandra Farmer-Patrick | USA |
| 1991 | Sandra Farmer-Patrick | USA |
| 1993 | Sandra Farmer-Patrick | USA |
| 1995 | Kim Batten            | USA |
| 1997 | Kim Batten            | USA |
| 1999 | Deon Hemmings         | JAM |
| 2001 | Tonja Buford-Bailey   | USA |

**High Jump**

|      |                    |     |
|------|--------------------|-----|
| 1985 | Stefka Kostadinova | BUL |
| 1987 | Stefka Kostadinova | BUL |
| 1989 | Jan Wohlschlag     | USA |
| 1991 | Heike Henkel       | GER |
| 1993 | Stefka Kostadinova | BUL |
| 1995 | Inga Babakova      | UKR |
| 1997 | Inga Babakova      | UKR |
| 1999 | Hestrie Cloete     | RSA |
| 2001 | Hestrie Cloete     | RSA |

**Pole Vault**

|      |               |     |
|------|---------------|-----|
| 2001 | Stacy Dragila | USA |
|------|---------------|-----|

**Long Jump**

|      |                      |     |
|------|----------------------|-----|
| 1985 | Galina Chistyakova   | URS |
| 1987 | Valy Ionescu         | ROU |
| 1989 | Galina Chistyakova   | URS |
| 1990 | Heike Drechsler      | GDR |
| 1992 | Heike Drechsler      | GER |
| 1994 | Jackie Joyner-Kersey | USA |
| 1996 | Inessa Kravets       | UKR |
| 1998 | Marion Jones         | USA |
| 2000 | Heike Drechsler      | GER |
| 2002 | Maurren Maggi        | BRA |

**Triple Jump**

|      |                 |     |
|------|-----------------|-----|
| 1993 | Iolanda Chen    | RUS |
| 1995 | Anna Biryukova  | RUS |
| 1997 | Ashia Hansen    | GBR |
| 1999 | Ashia Hansen    | GBR |
| 2001 | Tereza Marinova | BUL |

**Shot Put (7.26Kg)**

|      |                     |     |
|------|---------------------|-----|
| 1985 | Helena Fibingerová  | TCH |
| 1987 | Helena Fibingerová  | TCH |
| 1989 | Natalya Lisovskaya  | URS |
| 1991 | Huang Zhihong       | CHN |
| 1993 | Svetlana Krivelyova | RUS |
| 1995 | Astrid Kumbernuss   | GER |
| 1997 | Astrid Kumbernuss   | GER |
| 1999 | Nadine Kleinert     | GER |
| 2001 | Astrid Kumbernuss   | GER |

**Discus Throw (1Kg)**

|      |                     |     |
|------|---------------------|-----|
| 1986 | Tsvetanka Khristova | BUL |
| 1988 | Hilda Ramos         | CUB |
| 1990 | Ilke Wyludda        | GDR |
| 1992 | Ilke Wyludda        | GER |
| 1994 | Ilke Wyludda        | GER |
| 1996 | Ilke Wyludda        | GER |
| 1998 | Natalya Sadova      | RUS |
| 2000 | Franka Dietzsch     | GER |
| 2002 | Natalya Sadova      | RUS |

**Hammer Throw (4Kg)**

|      |                    |     |
|------|--------------------|-----|
| 2001 | Kamila Skolimowska | POL |
|------|--------------------|-----|

**Javelin Throw (600gm)**

|      |                    |     |
|------|--------------------|-----|
| 1986 | Petra Felke        | GDR |
| 1988 | Manuela Alizadeh   | FRG |
| 1990 | Petra Felke        | GDR |
| 1992 | Trine Hattestad    | NOR |
| 1994 | Natalya Shikolenko | BLR |
| 1996 | Tanja Damaske      | GER |
| 1998 | Tanja Damaske      | GER |
| 2000 | Sonia Bisset       | CUB |
| 2002 | Osleidys Menéndez  | CUB |



| YEAR | FIRST | SECOND | THIRD |
|------|-------|--------|-------|
|------|-------|--------|-------|

## IAAF WORLD CROSS CHALLENGE

Not continued after 1999/2000 season

**OVERALL AWARDS****MEN**

|         |                    |     |     |                  |     |     |                  |     |     |
|---------|--------------------|-----|-----|------------------|-----|-----|------------------|-----|-----|
| 1990/91 | Ondoro Osoro       | KEN | 115 | Addis Abebe      | ETH | 113 | Richard Chelimo  | KEN | 107 |
| 1991/92 | Fita Bayissa       | ETH | 138 | Ondoro Osoro     | KEN | 97  | Dominic Kirui    | KEN | 88  |
| 1992/93 | Ismael Kirui       | KEN | 116 | Fita Bayissa     | ETH | 110 | Dominic Kirui    | KEN | 103 |
| 1993/94 | Haile Gebrselassie | ETH | 107 | William Sigei    | KEN | 97  | Ismael Kirui     | KEN | 91  |
| 1994/95 | Ismael Kirui       | KEN | 135 | Paulo Guerra     | POR | 130 | Salah Hissou     | MAR | 117 |
| 1995/96 | Paul Tergat        | KEN | 125 | James Kariuki    | KEN | 97  | Joseph Kimani    | KEN | 64  |
| 1996/97 | Paul Tergat        | KEN | 113 | Bernard Barmasai | KEN | 102 | Jon Brown        | GBR | 83  |
| 1997/98 | Paul Tergat        | KEN | 139 | Thomas Nyariki   | KEN | 119 | Paul Koech       | KEN | 113 |
| 1998/99 | Paul Koech         | KEN | 118 | Paul Tergat      | KEN | 97  | Mohammed Mourhit | BEL | 85  |
| 1999/00 | Paul Tergat        | KEN | 107 | Patrick Ivuti    | KEN | 104 | Assefa Mezgebu   | ETH | 102 |

**WOMEN**

|         |                     |     |     |                 |     |     |                  |     |     |
|---------|---------------------|-----|-----|-----------------|-----|-----|------------------|-----|-----|
| 1990/91 | Susan Sirma         | KEN | 125 | Jane Ngotho     | KEN | 123 | Derartu Tulu     | ETH | 88  |
| 1991/92 | Catherina McKiernan | IRL | 141 | Albertina Dias  | POR | 123 | Lucia Yishak     | ETH | 122 |
| 1992/93 | Catherina McKiernan | IRL | 141 | Albertina Dias  | POR | 138 | Esther Kiplagat  | KEN | 98  |
| 1993/94 | Catherina McKiernan | IRL | 141 | Albertina Dias  | POR | 123 | Margareta Keszeg | ROU | 97  |
| 1994/95 | Catherina McKiernan | IRL | 135 | Rose Cheruiyot  | KEN | 126 | Catherine Kirui  | KEN | 100 |
| 1995/96 | Rose Cheruiyot      | KEN | 138 | Gabriela Szabo  | ROU | 109 | Gete Wami        | ETH | 104 |
| 1996/97 | Gete Wami           | ETH | 132 | Elena Fidatof   | ROU | 118 | Paula Radcliffe  | GBR | 99  |
| 1997/98 | Merima Denboba      | ETH | 120 | Paula Radcliffe | GBR | 104 | Jackline Maranga | KEN | 98  |
| 1998/99 | Gete Wami           | ETH | 144 | Merima Denboba  | ETH | 79  | Paula Radcliffe  | GBR | 72  |
| 1999/00 | Lydia Cheromei      | KEN | 122 | Gete Wami       | ETH | 119 | Ayelech Worku    | ETH | 94  |

## IAAF GOLDEN LEAGUE JACKPOT WINNERS

The IAAF Golden League ran from 1998 to 2009, replaced thereafter by the IAAF Diamond League

**1998** (Those with victories at all six Golden League meetings plus the IAAF Grand Prix Final)

Total jackpot: \$1,000,000; Each below awarded \$333,333.33

|                    |     |                  |
|--------------------|-----|------------------|
| Hicham El Guerrouj | MAR | 1500 Metres      |
| Haile Gebrselassie | ETH | 3000/5000 Metres |
| Marion Jones       | USA | 100 Metres       |

**1999** (Those with victories at all six Golden League meetings plus the IAAF Grand Prix Final)

Total jackpot: \$1,000,000; Each below awarded \$500,000

|                 |     |                  |
|-----------------|-----|------------------|
| Wilson Kipketer | DEN | 800 Metres       |
| Gabriela Szabo  | ROU | 3000/5000 Metres |

**2000** (Those with victories at five or more of seven Golden League meetings plus participation in the IAAF Grand Prix Final)

Total jackpot: \$500,000; Each below awarded \$166,666.66

|                 |     |                    |
|-----------------|-----|--------------------|
| Gail Devers     | USA | 100 Metres Hurdles |
| Trine Hattestad | NOR | Javelin Throw      |
| Tatyana Kotova  | RUS | Long Jump          |

**2001** (Those with victories at five or more of seven Golden League meetings)

Total jackpot: \$500,000; Each below originally awarded \$83,333.33

|                    |     |   |
|--------------------|-----|---|
| André Bucher       | SUI | 800 Metres  |
| Hicham El Guerrouj | MAR | 1500 Metres   |
| Allen Johnson      | USA | 110 Metres Hurdles  |
| Marion Jones       | USA | 100 Metres, though all these performances were annulled in 2008 for doping violations |
| Violeta Szekely    | ROU | 1500 Metres   |
| Olga Yegorova      | RUS | 3000 Metres   |

**2002** (Those with victories at all seven Golden League meetings)

Total jackpot: \$500,000; Each below originally awarded \$125,000

|                    |     |   |
|--------------------|-----|---|
| Hicham El Guerrouj | MAR | 1500 Metres   |
| Felix Sánchez      | DOM | 400 Metres Hurdles  |
| Marion Jones       | USA | 100 Metres, though all these performances were annulled in 2008 for doping violations |
| Ana Guevara        | MEX | 400 Metres  |

**2003** (One athlete with victories at all six Golden League meetings plus participation in the World Athletics Final)

Total jackpot: \$1,000,000

|              |     |            |
|--------------|-----|------------|
| Maria Mutola | MOZ | 800 Metres |
|--------------|-----|------------|



**2004** (Those with victories at all six Golden League meetings plus participation in the World Athletics Final)

Total jackpot: \$1,000,000; Each below awarded \$500,000

Christian Olsson SWE Triple Jump  
Tonique Williams-Darling BAH 400 Metres**2005** (One athlete with victories at all six Golden League meetings plus participation in the World Athletics Final)

Total jackpot: \$1,000,000

Tatyana Lebedeva RUS Triple Jump

**2006**

Main jackpot \$500,000; secondary jackpot \$500,000

(Those with victories at all six Golden League meetings plus participation in the World Athletics Final). Each awarded \$249,999 (one third of main jackpot (\$166,666) plus one sixth of the secondary jackpot (\$83,333))

Asafa Powell JAM 100 Metres  
Jeremy Wariner USA 400 Metres  
Sanya Richards USA 400 Metres

(Those with victories at five of the six Golden League meetings plus participation in the World Athletics Final). Each awarded \$83,333 (one sixth of secondary jackpot)

Kenenisa Bekele ETH 5000 Metres  
Irving Saladino PAN Long Jump  
Tirunesh Dibaba ETH 5000m**2007** (Those with victories at all six Golden League meetings plus participation in the World Athletics Final)

Total jackpot: \$1,000,000; Each below awarded \$500,000

Sanya Richards USA 400 Metres  
Yelena Isinbaeva RUS Pole Vault**2008** (One athlete with victories at all six Golden League meetings plus participation in the World Athletics Final)

Total jackpot: \$1,000,000

Pamela Jelimo KEN 800 Metres

**2009** (Those with victories at all six Golden League meetings plus participation in the World Athletics Final)

Total jackpot: \$1,000,000; Each below awarded \$333,333.33

Kenenisa Bekele ETH 5000 Metres  
Sanya Richards USA 400 Metres  
Yelena Isinbaeva RUS Pole Vault

---

## IAAF GOLDEN EVENTS

---

This series of events were staged for men only

**1978 One Mile – Tokyo**

25 Sep Steve Ovett GBR 3:55.5 Francis Gonzalez FRA 3:57.3 Graham Williamson GBR 3:59.2

**1979 Javelin Throw – Budapest**

10 Jul Arto Härkönen FIN 90.18 Antero Puranen FIN 89.40 Ferenc Paragi HUN 85.38

**One Mile – Oslo**

17 Jul Sebastian Coe GBR 3:48.95 Steve Scott USA 3:51.11 Craig Masback USA 3:52.02

**Sprints – Zürich**

15 Aug James Sanford USA 30.54 Allan Wells GBR 30.64 James Gilkes GUY 30.67

**10,000 Metres – Bruxelles**

4 Sep Mick McLeod GBR 27:39.76 Brendan Foster GBR 27:41.23 Leon Schots BEL 27:41.34

**1980 Pole Vault – Nice**

17 Aug Serge Ferreira FRA 5.70 Pierre Houvion FRA 5.60 Mariusz Klimczyk POL 5.60

**One Mile – London**

25 Aug Steve Ovett GBR 3:52.84 Steve Scott USA 3:52.92 John Walker NZL 3:53.19

**1981 5000 Metres – Gateshead**

7 Jun Barry Smith GBR 13:21.14 Tolossa Kotu ETH 13:23.95 Bill McChesney USA 13:24.66

**10,000m – Praha**

19 Jun Mick McLeod GBR 27:59.38 Geoff Smith GBR 27:59.43 Nick Rose GBR 27:59.68

**Sprints – Berlin**

21 Aug Allan Wells GBR 30.30 Mel Lattany USA 30.86 Jeff Phillips USA 30.97

**One Mile – Bruxelles**

28 Aug Sebastian Coe GBR 3:47.33 Mike Boit KEN 3:49.45 Steve Scott USA 3:51.48

**1982 Marathon – Athína**

7 Mar Rodolfo Gómez MEX 2:11:49 Vladimir Kotov URS 2:13:34 Greg Meyer USA 2:14:07

## IAAF WORLD ATHLETES OF THE YEAR

|      | Men                |     | Women                    |     |
|------|--------------------|-----|--------------------------|-----|
| 1988 | Carl Lewis         | USA | Florence Griffith Joyner | USA |
| 1989 | Roger Kingdom      | USA | Ana Quirot               | CUB |
| 1990 | Steve Backley      | GBR | Merlene Ottey            | JAM |
| 1991 | Carl Lewis         | USA | Katrin Krabbe            | GER |
| 1992 | Kevin Young        | USA | Heike Henkel             | GER |
| 1993 | Colin Jackson      | GBR | Sally Gunnell            | GBR |
| 1994 | Noureddine Morceli | ALG | Jackie Joyner-Kersey     | USA |
| 1995 | Jonathan Edwards   | GBR | Gwen Torrence            | USA |
| 1996 | Michael Johnson    | USA | Svetlana Masterkova      | RUS |
| 1997 | Wilson Kipketer    | DEN | Marion Jones             | USA |
| 1998 | Haile Gebrselassie | ETH | Marion Jones             | USA |
| 1999 | Michael Johnson    | USA | Gabriela Szabo           | ROU |
| 2000 | Jan Železný        | CZE | Marion Jones*            | USA |
| 2001 | Hicham El Guerrouj | MAR | Stacy Dragila            | USA |
| 2002 | Hicham El Guerrouj | MAR | Paula Radcliffe          | GBR |
| 2003 | Hicham El Guerrouj | MAR | Hestrie Cloete           | RSA |
| 2004 | Kenenisa Bekele    | ETH | Yelena Isinbaeva         | RUS |
| 2005 | Kenenisa Bekele    | ETH | Yelena Isinbaeva         | RUS |
| 2006 | Asafa Powell       | JAM | Sanya Richards           | USA |
| 2007 | Tyson Gay          | USA | Meseret Defar            | ETH |
| 2008 | Usain Bolt         | JAM | Yelena Isinbaeva         | RUS |
| 2009 | Usain Bolt         | JAM | Sanya Richards           | USA |
| 2010 | David Rudisha      | KEN | Blanka Vlašić            | CRO |
| 2011 | Usain Bolt         | JAM | Sally Pearson            | AUS |
| 2012 | Usain Bolt         | JAM | Allyson Felix            | USA |
| 2013 | Usain Bolt         | JAM | Shelly-Ann Fraser-Pryce  | JAM |
| 2014 | Renaud Lavillenie  | FRA | Valerie Adams            | NZL |
| 2015 | Ashton Eaton       | USA | Genzebe Dibaba           | ETH |
| 2016 | Usain Bolt         | JAM | Almaz Ayana              | ETH |

\* In 2008 Jones admitted doping violations dating back to 2000 and was stripped of the five Olympic medals she won that year. The other two women shortlisted in 2000 were Cathy Freeman AUS and Stacy Dragila USA



# OLYMPIC GAMES

The second IAAF Congress in Berlin 1913 declared that the Olympic Games should serve as their World Championships, which was the case until the first IAAF World Championships of 1983. There are several shades of opinion over the details of early Olympic results. Names, nationalities and even representative countries were not always documented. Further comments are welcomed by the Editor

The symbol “**x**” is shown for those events where a medallist was definitely disqualified for a doping offence  
The symbol “**O**” indicates an event where a medallist has been sanctioned by the IOC for a doping offence, but the case remained open to appeal as at June 30, 2017. In these seven cases, the result has not been amended here, but fourth place is shown.

Finally, in the 2012 women’s 800m and 1500m, the IOC has not yet confirmed the logical medal upgrades as at June 30, 2017

**Venues** - 1896: Athína; 1900: Paris; 1904: St. Louis; 1906: Athína; 1908: London; 1912: Stockholm; 1920: Antwerpen; 1924: Paris; 1928: Amsterdam; 1932: Los Angeles; 1936: Berlin; 1948: London; 1952: Helsinki; 1956: Melbourne; 1960: Roma; 1964: Tokyo; 1968: Ciudad de México; 1972: München; 1976: Montréal; 1980: Moskva; 1984: Los Angeles; 1988: Seoul; 1992: Barcelona; 1996: Atlanta; 2000: Sydney; 2004: Athína; 2008: Beijing; 2012: London; 2016: Río de Janeiro; 2020: Tokyo

## MEN

| YEAR              | GOLD             |     |       | SILVER             |     |       | BRONZE            |     |       | Wind |
|-------------------|------------------|-----|-------|--------------------|-----|-------|-------------------|-----|-------|------|
| <b>100 Metres</b> |                  |     |       |                    |     |       |                   |     |       |      |
| 1896              | Thomas Burke     | USA | 12.0  | Fritz Hofmann      | GER | 12.2  | Alajos Szokolyi   | HUN | 12.6  |      |
| 1900              | Frank Jarvis     | USA | 11.0  | Walter Tewksbury   | USA | 11.1  | Stan Rowley       | AUS | 11.2  |      |
| 1904              | Archie Hahn      | USA | 11.0  | Nate Cartmell      | USA | 11.2  | William Hogenson  | USA | 11.3  |      |
| 1906              | Archie Hahn      | USA | 11.2  | Fay Moulton        | USA | 11.4  | Nigel Barker      | AUS | 11.4  |      |
| 1908              | Reggie Walker    | RSA | 10.7  | James Rector       | USA | 10.8  | Robert Kerr       | CAN | 10.8  |      |
| 1912              | Ralph Craig      | USA | 10.8  | Alvah Meyer        | USA | 10.9  | Donald Lippincott | USA | 10.9  |      |
| 1920              | Charles Paddock  | USA | 10.8  | Morris Kirksey     | USA | 10.8  | Harry Edward      | GBR | 10.9  |      |
| 1924              | Harold Abrahams  | GBR | 10.6  | Jackson Scholz     | USA | 10.7  | Arthur Porritt    | NZL | 10.8  |      |
| 1928              | Percy Williams   | CAN | 10.8  | Jack London        | GBR | 10.9  | Georg Lammers     | GER | 10.9  |      |
| 1932              | Eddie Tolan      | USA | 10.38 | Ralph Metcalfe     | USA | 10.38 | Arthur Jonath     | GER | 10.50 |      |
| 1936              | Jesse Owens      | USA | 10.3w | Ralph Metcalfe     | USA | 10.4  | Martinus Osendarp | NED | 10.5  | 2.7  |
| 1948              | Harrison Dillard | USA | 10.3  | Barney Ewell       | USA | 10.4  | Lloyd LaBeach     | PAN | 10.6  | 1.6  |
| 1952              | Lindy Remigino   | USA | 10.79 | Herb McKenley      | JAM | 10.80 | McDonald Bailey   | GBR | 10.83 |      |
| 1956              | Bobby Morrow     | USA | 10.62 | Thane Baker        | USA | 10.77 | Hector Hogan      | AUS | 10.77 | -2.0 |
| 1960              | Armin Hary       | GER | 10.32 | David Sime         | USA | 10.35 | Peter Radford     | GBR | 10.42 | 0.0  |
| 1964              | Bob Hayes        | USA | 10.06 | Enrique Figuerola  | CUB | 10.25 | Harry Jerome      | CAN | 10.27 | 1.1  |
| 1968              | Jim Hines        | USA | 9.95  | Lennox Miller      | JAM | 10.04 | Charlie Greene    | USA | 10.07 | 0.3  |
| 1972              | Valeriy Borzov   | URS | 10.14 | Robert Taylor      | USA | 10.24 | Lennox Miller     | JAM | 10.33 | 0.3  |
| 1976              | Hasely Crawford  | TTO | 10.06 | Don Quarrie        | JAM | 10.07 | Valeriy Borzov    | URS | 10.14 | 0.0  |
| 1980              | Allan Wells      | GBR | 10.25 | Silvio Leonard     | CUB | 10.25 | Petur Petrov      | BUL | 10.39 | 1.2  |
| 1984              | Carl Lewis       | USA | 9.99  | Sam Graddy         | USA | 10.19 | Ben Johnson       | CAN | 10.22 | 0.2  |
| 1988 <b>x</b>     | Carl Lewis       | USA | 9.92  | Linford Christie   | GBR | 9.97  | Calvin Smith      | USA | 9.99  | 1.1  |
| 1992              | Linford Christie | GBR | 9.96  | Frankie Fredericks | NAM | 10.02 | Dennis Mitchell   | USA | 10.04 | 0.5  |
| 1996              | Donovan Bailey   | CAN | 9.84  | Frankie Fredericks | NAM | 9.89  | Ato Boldon        | TTO | 9.90  | 0.7  |
| 2000              | Maurice Greene   | USA | 9.87  | Ato Boldon         | TTO | 9.99  | Obadele Thompson  | BAR | 10.04 | -0.3 |
| 2004              | Justin Gatlin    | USA | 9.85  | Francis Obikwelu   | POR | 9.86  | Maurice Greene    | USA | 9.87  | 0.6  |
| 2008              | Usain Bolt       | JAM | 9.69  | Richard Thompson   | TTO | 9.89  | Walter Dix        | USA | 9.91  | 0.0  |
| 2012              | Usain Bolt       | JAM | 9.63  | Yohan Blake        | JAM | 9.75  | Justin Gatlin     | USA | 9.79  | 1.5  |
| 2016              | Usain Bolt       | JAM | 9.81  | Justin Gatlin      | USA | 9.89  | Andre De Grasse   | CAN | 9.91  | 0.2  |

## 200 Metres

1896: Not contested

|      |                  |     |       |                   |     |      |                   |     |      |
|------|------------------|-----|-------|-------------------|-----|------|-------------------|-----|------|
| 1900 | Walter Tewksbury | USA | 22.2  | Norman Pritchard  | GBR | 22.5 | Stan Rowley       | AUS | 22.6 |
| 1904 | Archie Hahn      | USA | 21.6  | Nate Cartmell     | USA | 21.9 | William Hogenson  | USA | 22.1 |
| 1906 | Not contested    |     |       |                   |     |      |                   |     |      |
| 1908 | Robert Kerr      | CAN | 22.6  | Robert Cloughen   | USA | 22.6 | Nate Cartmell     | USA | 22.7 |
| 1912 | Ralph Craig      | USA | 21.7  | Donald Lippincott | USA | 21.8 | Willie Applegarth | GBR | 22.0 |
| 1920 | Allen Woodring   | USA | 22.0  | Charles Paddock   | USA | 22.0 | Harry Edward      | GBR | 22.2 |
| 1924 | Jackson Scholz   | USA | 21.6  | Charles Paddock   | USA | 21.7 | Eric Liddell      | GBR | 21.9 |
| 1928 | Percy Williams   | CAN | 21.8  | Walter Rangeley   | GBR | 21.9 | Helmut Körnig     | GER | 21.9 |
| 1932 | Eddie Tolan      | USA | 21.12 | George Simpson    | USA | 21.4 | Ralph Metcalfe    | USA | 21.5 |



| YEAR | GOLD            |     |       | SILVER             |     |       | BRONZE              |     |       | Wind |
|------|-----------------|-----|-------|--------------------|-----|-------|---------------------|-----|-------|------|
| 1936 | Jesse Owens     | USA | 20.7  | Mack Robinson      | USA | 21.1  | Martinus Osendarp   | NED | 21.3  |      |
| 1948 | Mel Patton      | USA | 21.1  | Barney Ewell       | USA | 21.1  | Lloyd LaBeach       | PAN | 21.2  | <0   |
| 1952 | Andy Stanfield  | USA | 20.81 | Thane Baker        | USA | 20.97 | James Gathers       | USA | 21.08 | 1.0  |
| 1956 | Bobby Morrow    | USA | 20.75 | Andy Stanfield     | USA | 20.97 | Thane Baker         | USA | 21.05 |      |
| 1960 | Livio Berruti   | ITA | 20.62 | Lester Carney      | USA | 20.69 | Abdoulaye Seye      | FRA | 20.83 |      |
| 1964 | Henry Carr      | USA | 20.36 | Paul Drayton       | USA | 20.58 | Edwin Roberts       | TTO | 20.63 | -0.7 |
| 1968 | Tommie Smith    | USA | 19.83 | Peter Norman       | AUS | 20.06 | John Carlos         | USA | 20.10 | 0.9  |
| 1972 | Valeriy Borzov  | URS | 20.00 | Larry Black        | USA | 20.19 | Pietro Mennea       | ITA | 20.30 | 0.0  |
| 1976 | Don Quarrie     | JAM | 20.22 | Millard Hampton    | USA | 20.29 | Dwayne Evans        | USA | 20.43 | 0.8  |
| 1980 | Pietro Mennea   | ITA | 20.19 | Allan Wells        | GBR | 20.21 | Don Quarrie         | JAM | 20.29 | 0.9  |
| 1984 | Carl Lewis      | USA | 19.80 | Kirk Baptiste      | USA | 19.96 | Thomas Jefferson    | USA | 20.26 | -0.9 |
| 1988 | Joe DeLoach     | USA | 19.75 | Carl Lewis         | USA | 19.79 | Robson da Silva     | BRA | 20.04 | 1.7  |
| 1992 | Michael Marsh   | USA | 20.01 | Frankie Fredericks | NAM | 20.13 | Michael Bates       | USA | 20.38 | -1.0 |
| 1996 | Michael Johnson | USA | 19.32 | Frankie Fredericks | NAM | 19.68 | Ato Boldon          | TTO | 19.80 | 0.4  |
| 2000 | Kostas Kedéris  | GRE | 20.09 | Darren Campbell    | GBR | 20.14 | Ato Boldon          | TTO | 20.20 | -0.6 |
| 2004 | Shawn Crawford  | USA | 19.79 | Bernard Williams   | USA | 20.01 | Justin Gatlin       | USA | 20.03 | 1.2  |
| 2008 | Usain Bolt      | JAM | 19.30 | Shawn Crawford     | USA | 19.96 | Walter Dix          | USA | 19.98 | 0.9  |
| 2012 | Usain Bolt      | JAM | 19.32 | Yohan Blake        | JAM | 19.44 | Warren Weir         | JAM | 19.84 | 0.4  |
| 2016 | Usain Bolt      | JAM | 19.78 | Andre De Grasse    | CAN | 20.02 | Christophe Lemaitre | FRA | 20.12 | -0.5 |

**400 Metres**

|      |                    |     |       |                     |     |       |                   |     |       |
|------|--------------------|-----|-------|---------------------|-----|-------|-------------------|-----|-------|
| 1896 | Thomas Burke       | USA | 54.2  | Herbert Jamison     | USA | 55.2  | Charles Gmelin    | GBR | 58.0  |
| 1900 | Maxie Long         | USA | 49.4  | William Holland     | USA | 49.6  | Ernst Schulz      | DEN | 52.4  |
| 1904 | Harry Hillman      | USA | 49.2  | Frank Waller        | USA | 49.9  | Herman Groman     | USA | 50.0  |
| 1906 | Paul Pilgrim       | USA | 53.2  | Wyndham Halswelle   | GBR | 53.8  | Nigel Barker      | AUS | 54.1  |
| 1908 | Wyndham Halswelle  | GBR | 50.0  | -                   | -   | -     | -                 | -   | -     |
| 1912 | Charles Reidpath   | USA | 48.2  | Hanns Braun         | GER | 48.3  | Edward Lindberg   | USA | 48.4  |
| 1920 | Bevil Rudd         | RSA | 49.6  | Guy Butler          | GBR | 49.9  | Nils Engdahl      | SWE | 50.0  |
| 1924 | Eric Liddell       | GBR | 47.6  | Horatio Fitch       | USA | 48.4  | Guy Butler        | GBR | 48.6  |
| 1928 | Ray Barbuti        | USA | 47.8  | James Ball          | CAN | 47.9  | Joachim Büchner   | GER | 48.1  |
| 1932 | Bill Carr          | USA | 46.28 | Ben Eastman         | USA | 46.50 | Alex Wilson       | CAN | 47.4  |
| 1936 | Archie Williams    | USA | 46.66 | Godfrey Brown       | GBR | 46.68 | James LuValle     | USA | 46.84 |
| 1948 | Arthur Wint        | JAM | 46.3  | Herb McKenley       | JAM | 46.6  | Mal Whitfield     | USA | 47.0  |
| 1952 | George Rhoden      | JAM | 46.09 | Herb McKenley       | JAM | 46.20 | Ollie Matson      | USA | 46.94 |
| 1956 | Charles Jenkins    | USA | 46.85 | Karl-Friedrich Haas | GER | 47.12 | Voitto Hellsten   | FIN | 47.15 |
|      |                    |     |       |                     |     |       | Ardalion Ignatyev | URS | 47.15 |
| 1960 | Otis Davis         | USA | 45.07 | Carl Kaufmann       | GER | 45.08 | Malcolm Spence    | RSA | 45.60 |
| 1964 | Mike Larrabee      | USA | 45.15 | Wendell Mottley     | TTO | 45.24 | Andrzej Badeński  | POL | 45.64 |
| 1968 | Lee Evans          | USA | 43.86 | Larry James         | USA | 43.97 | Ron Freeman       | USA | 44.41 |
| 1972 | Vince Matthews     | USA | 44.66 | Wayne Collett       | USA | 44.80 | Julius Sang       | KEN | 44.92 |
| 1976 | Alberto Juantorena | CUB | 44.26 | Fred Newhouse       | USA | 44.40 | Herman Frazier    | USA | 44.95 |
| 1980 | Viktor Markin      | URS | 44.60 | Rick Mitchell       | AUS | 44.84 | Frank Schaffer    | GDR | 44.87 |
| 1984 | Alonzo Babers      | USA | 44.27 | Gabriel Tiacoh      | CIV | 44.54 | Antonio McKay     | USA | 44.71 |
| 1988 | Steve Lewis        | USA | 43.87 | Butch Reynolds      | USA | 43.93 | Danny Everett     | USA | 44.09 |
| 1992 | Quincy Watts       | USA | 43.50 | Steve Lewis         | USA | 44.21 | Samson Kitur      | KEN | 44.24 |
| 1996 | Michael Johnson    | USA | 43.49 | Roger Black         | GBR | 44.41 | Davis Kamoga      | UGA | 44.53 |
| 2000 | Michael Johnson    | USA | 43.84 | Alvin Harrison      | USA | 44.40 | Greg Haughton     | JAM | 44.70 |
| 2004 | Jeremy Wariner     | USA | 44.00 | Otis Harris         | USA | 44.16 | Derrick Brew      | USA | 44.42 |
| 2008 | LaShawn Merritt    | USA | 43.75 | Jeremy Wariner      | USA | 44.74 | David Neville     | USA | 44.80 |
| 2012 | Kirani James       | GRN | 43.94 | Luguelín Santos     | DOM | 44.46 | Lalonde Gordon    | TTO | 44.52 |
| 2016 | Wayde van Niekerk  | RSA | 43.03 | Kirani James        | GRN | 43.76 | LaShawn Merritt   | USA | 43.85 |

**800 Metres**

|      |                 |     |         |                  |     |         |                   |     |         |
|------|-----------------|-----|---------|------------------|-----|---------|-------------------|-----|---------|
| 1896 | Edwin Flack     | AUS | 2:11.0  | Nándor Dáni      | HUN | 2:11.8  | Dimitrios Golemis | GRE | 2:28.0  |
| 1900 | Alfred Tysoe    | GBR | 2:01.2  | John Cregan      | USA | 2:01.8  | David Hall        | USA | 2:05.0  |
| 1904 | James Lightbody | USA | 1:56.0  | Howard Valentine | USA | 1:56.3  | Emil Breitkreutz  | USA | 1:56.4  |
| 1906 | Paul Pilgrim    | USA | 2:01.5  | James Lightbody  | USA | 2:01.6  | Wyndham Halswelle | GBR | 2:03.0  |
| 1908 | Mel Sheppard    | USA | 1:52.8  | Emilio Lunghi    | ITA | 1:54.2  | Hanns Braun       | GER | 1:55.2  |
| 1912 | Ted Meredith    | USA | 1:51.9  | Mel Sheppard     | USA | 1:52.0  | Ira Davenport     | USA | 1:52.0  |
| 1920 | Albert Hill     | GBR | 1:53.4  | Earl Eby         | USA | 1:53.7  | Bevil Rudd        | RSA | 1:53.7  |
| 1924 | Douglas Lowe    | GBR | 1:52.4  | Paul Martin      | SUI | 1:52.5  | Schuyler Enck     | USA | 1:52.9  |
| 1928 | Douglas Lowe    | GBR | 1:51.8  | Erik Byléhn      | SWE | 1:52.8  | Hermann Engelhard | GER | 1:53.2  |
| 1932 | Tommy Hampson   | GBR | 1:49.70 | Alex Wilson      | CAN | 1:49.9  | Phil Edwards      | CAN | 1:51.5  |
| 1936 | John Woodruff   | USA | 1:52.9  | Mario Lanzi      | ITA | 1:53.3  | Phil Edwards      | CAN | 1:53.6  |
| 1948 | Mal Whitfield   | USA | 1:49.3  | Arthur Wint      | JAM | 1:49.6  | Marcel Hansenne   | FRA | 1:50.1  |
| 1952 | Mal Whitfield   | USA | 1:49.34 | Arthur Wint      | JAM | 1:49.63 | Heinz Ulzheimer   | GER | 1:49.78 |
| 1956 | Tom Courtney    | USA | 1:47.75 | Derek Johnson    | GBR | 1:47.88 | Audun Boysen      | NOR | 1:48.25 |
| 1960 | Peter Snell     | NZL | 1:46.48 | Roger Moens      | BEL | 1:46.55 | George Kerr       | BWI | 1:47.25 |

| YEAR | GOLD               |     |         | SILVER            |     |         | BRONZE             |     |         |
|------|--------------------|-----|---------|-------------------|-----|---------|--------------------|-----|---------|
| 1964 | Peter Snell        | NZL | 1:45.1  | Bill Crothers     | CAN | 1:45.6  | Wilson Kiprugut    | KEN | 1:45.9  |
| 1968 | Ralph Doubell      | AUS | 1:44.40 | Wilson Kiprugut   | KEN | 1:44.57 | Tom Farrell        | USA | 1:45.46 |
| 1972 | Dave Wottle        | USA | 1:45.86 | Yevgeniy Arzhanov | URS | 1:45.89 | Mike Boit          | KEN | 1:46.01 |
| 1976 | Alberto Juantorena | CUB | 1:43.50 | Ivo Van Damme     | BEL | 1:43.86 | Rick Wohlhuter     | USA | 1:44.12 |
| 1980 | Steve Ovett        | GBR | 1:45.40 | Sebastian Coe     | GBR | 1:45.85 | Nikolay Kirov      | URS | 1:45.94 |
| 1984 | Joaquim Cruz       | BRA | 1:43.00 | Sebastian Coe     | GBR | 1:43.64 | Earl Jones         | USA | 1:43.83 |
| 1988 | Paul Ereng         | KEN | 1:43.45 | Joaquim Cruz      | BRA | 1:43.90 | Saïd Aouita        | MAR | 1:44.06 |
| 1992 | William Tanui      | KEN | 1:43.66 | Nixon Kiprotich   | KEN | 1:43.70 | Johnny Gray        | USA | 1:43.97 |
| 1996 | Vebjørn Rodal      | NOR | 1:42.58 | Hezekiel Sepeng   | RSA | 1:42.74 | Fred Onyancha      | KEN | 1:42.79 |
| 2000 | Nils Schumann      | GER | 1:45.08 | Wilson Kipketer   | DEN | 1:45.14 | Djabir Saïd-Guerni | ALG | 1:45.16 |
| 2004 | Yuriy Borzakovskiy | RUS | 1:44.45 | Mbulaeni Mulaudzi | RSA | 1:44.61 | Wilson Kipketer    | DEN | 1:44.65 |
| 2008 | Wilfred Bungei     | KEN | 1:44.65 | Ahmed Ismail      | SUD | 1:44.70 | Alfred Kirwa Yego  | KEN | 1:44.82 |
| 2012 | David Rudisha      | KEN | 1:40.91 | Nijel Amos        | BOT | 1:41.73 | Timothy Kitum      | KEN | 1:42.53 |
| 2016 | David Rudisha      | KEN | 1:42.15 | Taoufik Makhloufi | ALG | 1:42.61 | Clayton Murphy     | USA | 1:42.93 |

**1500 Metres**

|      |                    |     |         |                    |     |         |                     |     |         |
|------|--------------------|-----|---------|--------------------|-----|---------|---------------------|-----|---------|
| 1896 | Edwin Flack        | AUS | 4:33.2  | Arthur Blake       | USA | 4:34.0  | Albin Lermusiaux    | FRA | 4:36.0  |
| 1900 | Charles Bennett    | GBR | 4:06.2  | Henri Deloge       | FRA | 4:07.2  | John Bray           | USA | 4:10.0  |
| 1904 | James Lightbody    | USA | 4:05.4  | William Verner     | USA | 4:06.8  | Lacey Hearn         | USA | -       |
| 1906 | James Lightbody    | USA | 4:12.0  | John McGough       | GBR | 4:12.6  | Kristian Hellström  | SWE | 4:13.4  |
| 1908 | Mel Sheppard       | USA | 4:03.4  | Harold Wilson      | GBR | 4:03.6  | Norman Hallows      | GBR | 4:04.0  |
| 1912 | Arnold Jackson     | GBR | 3:56.8  | Abel Kiviat        | USA | 3:56.9  | Norman Taber        | USA | 3:56.9  |
| 1920 | Albert Hill        | GBR | 4:01.8  | Philip Baker       | GBR | 4:02.4  | Lawrence Shields    | USA | 4:03.1  |
| 1924 | Paavo Nurmi        | FIN | 3:53.6  | Willy Schärer      | SUI | 3:55.0  | Henry Stallard      | GBR | 3:55.6  |
| 1928 | Harri Larva        | FIN | 3:53.2  | Jules Ladoumègue   | FRA | 3:53.8  | Eino Purje          | FIN | 3:56.4  |
| 1932 | Luigi Beccali      | ITA | 3:51.20 | Jerry Cornes       | GBR | 3:52.6  | Phil Edwards        | CAN | 3:52.8  |
| 1936 | Jack Lovelock      | NZL | 3:47.8  | Glenn Cunningham   | USA | 3:48.4  | Luigi Beccali       | ITA | 3:49.2  |
| 1948 | Henry Eriksson     | SWE | 3:49.8  | Lennart Strand     | SWE | 3:50.4  | Willem Slijkhuis    | NED | 3:50.4  |
| 1952 | Josy Barthel       | LUX | 3:45.28 | Bob McMillen       | USA | 3:45.39 | Werner Lueg         | GER | 3:45.67 |
| 1956 | Ron Delany         | IRL | 3:41.49 | Klaus Richtzenhain | GER | 3:42.02 | John Landy          | AUS | 3:42.03 |
| 1960 | Herb Elliott       | AUS | 3:35.6  | Michel Jazy        | FRA | 3:38.4  | István Rózsavölgyi  | HUN | 3:39.2  |
| 1964 | Peter Snell        | NZL | 3:38.1  | Josef Odložil      | CZE | 3:39.6  | John Davies         | NZL | 3:39.6  |
| 1968 | Kip Keino          | KEN | 3:34.91 | Jim Ryun           | USA | 3:37.89 | Bodo Tümmler        | FRG | 3:39.08 |
| 1972 | Pekka Vasala       | FIN | 3:36.33 | Kip Keino          | KEN | 3:36.81 | Rod Dixon           | NZL | 3:37.46 |
| 1976 | John Walker        | NZL | 3:39.17 | Ivo Van Damme      | BEL | 3:39.27 | Paul-Heinz Wellmann | FRG | 3:39.33 |
| 1980 | Sebastian Coe      | GBR | 3:38.40 | Jürgen Straub      | GDR | 3:38.80 | Steve Ovett         | GBR | 3:38.99 |
| 1984 | Sebastian Coe      | GBR | 3:32.53 | Steve Cram         | GBR | 3:33.40 | José Abascal        | ESP | 3:34.30 |
| 1988 | Peter Rono         | KEN | 3:35.96 | Peter Elliott      | GBR | 3:36.15 | Jens-Peter Herold   | GDR | 3:36.21 |
| 1992 | Fermín Cacho       | ESP | 3:40.12 | Rachid El Basir    | MAR | 3:40.62 | Mohammed Suleiman   | QAT | 3:40.69 |
| 1996 | Noureddine Morceli | ALG | 3:35.78 | Fermín Cacho       | ESP | 3:36.40 | Stephen Kipkorir    | KEN | 3:36.72 |
| 2000 | Noah Ngeny         | KEN | 3:32.07 | Hicham El Guerrouj | MAR | 3:32.32 | Bernard Lagat       | KEN | 3:32.44 |
| 2004 | Hicham El Guerrouj | MAR | 3:34.18 | Bernard Lagat      | KEN | 3:34.30 | Rui Silva           | POR | 3:34.68 |
| 2008 | Asbel Kiprop       | KEN | 3:33.11 | Nick Willis        | NZL | 3:34.16 | Mehdi Baala         | FRA | 3:34.21 |
| 2012 | Taoufik Makhloufi  | ALG | 3:34.08 | Leonel Manzano     | USA | 3:34.79 | Abdelaati Iguider   | MAR | 3:35.13 |
| 2016 | Matthew Centrowitz | USA | 3:50.00 | Taoufik Makhloufi  | ALG | 3:50.11 | Nick Willis         | NZL | 3:50.24 |

**5000 Metres**

1896 &amp; 1908: Not contested

|      |                    |     |          |                  |     |          |                         |     |          |
|------|--------------------|-----|----------|------------------|-----|----------|-------------------------|-----|----------|
| 1912 | Hannes Kolehmainen | FIN | 14:36.6  | Jean Bouin       | FRA | 14:36.7  | George Hutson           | GBR | 15:07.6  |
| 1920 | Joseph Guillemot   | FRA | 14:55.6  | Paavo Nurmi      | FIN | 15:00.0  | Erik Backman            | SWE | 15:13.0  |
| 1924 | Paavo Nurmi        | FIN | 14:31.2  | Ville Ritola     | FIN | 14:31.4  | Edvin Wide              | SWE | 15:01.8  |
| 1928 | Ville Ritola       | FIN | 14:38.0  | Paavo Nurmi      | FIN | 14:40.0  | Edvin Wide              | SWE | 14:41.2  |
| 1932 | Lauri Lehtinen     | FIN | 14:29.91 | Ralph Hill       | USA | 14:30.0  | Lauri Virtanen          | FIN | 14:44.0  |
| 1936 | Gunnar Höckert     | FIN | 14:22.2  | Lauri Lehtinen   | FIN | 14:25.8  | Henry Jonsson           | SWE | 14:29.0  |
| 1948 | Gaston Reiff       | BEL | 14:17.6  | Emil Zátopek     | CZE | 14:17.8  | Willem Slijkhuis        | NED | 14:26.8  |
| 1952 | Emil Zátopek       | CZE | 14:06.72 | Alain Mimoun     | FRA | 14:07.58 | Herbert Schade          | GER | 14:08.80 |
| 1956 | Vladimir Kuts      | URS | 13:39.86 | Gordon Pirie     | GBR | 13:50.78 | Derek Ibbotson          | GBR | 13:54.60 |
| 1960 | Murray Halberg     | NZL | 13:43.76 | Hans Grodotzki   | GER | 13:45.01 | Kazimierz Zimny         | POL | 13:45.09 |
| 1964 | Bob Schul          | USA | 13:48.8  | Harald Norpoth   | GER | 13:49.6  | Bill Dellinger          | USA | 13:49.8  |
| 1968 | Mohamed Gammoudi   | TUN | 14:05.01 | Kipchoge Keino   | KEN | 14:05.16 | Naftali Temu            | KEN | 14:06.41 |
| 1972 | Lasse Viren        | FIN | 13:26.42 | Mohamed Gammoudi | TUN | 13:27.33 | Ian Stewart             | GBR | 13:27.61 |
| 1976 | Lasse Viren        | FIN | 13:24.76 | Dick Quax        | NZL | 13:25.16 | Klaus-Peter Hildenbrand | FRG | 13:25.38 |
| 1980 | Miruts Yifter      | ETH | 13:20.91 | Suleiman Nyambui | TAN | 13:21.60 | Kaarlo Maaninka         | FIN | 13:22.00 |
| 1984 | Saïd Aouita        | MAR | 13:05.59 | Markus Ryffel    | SUI | 13:07.54 | António Leitão          | POR | 13:09.20 |
| 1988 | John Ngugi         | KEN | 13:11.70 | Dieter Baumann   | FRG | 13:15.52 | Hansjörg Kunze          | GDR | 13:15.73 |
| 1992 | Dieter Baumann     | GER | 13:12.52 | Paul Bitok       | KEN | 13:12.71 | Fita Bayissa            | ETH | 13:13.03 |
| 1996 | Vénuste Niyongabo  | BDI | 13:07.96 | Paul Bitok       | KEN | 13:08.16 | Khalid Boulami          | MAR | 13:08.37 |
| 2000 | Million Wolde      | ETH | 13:35.49 | Ali Saïdi Sief   | ALG | 13:36.20 | Brahim Lahlafi          | MAR | 13:36.47 |

| YEAR | GOLD               |     |          | SILVER            |     |          | BRONZE           |     |          |
|------|--------------------|-----|----------|-------------------|-----|----------|------------------|-----|----------|
| 2004 | Hicham El Guerrouj | MAR | 13:14.39 | Kenenisa Bekele   | ETH | 13:14.59 | Eliud Kipchoge   | KEN | 13:15.10 |
| 2008 | Kenenisa Bekele    | ETH | 12:57.82 | Eliud Kipchoge    | KEN | 13:02.80 | Edwin Soi        | KEN | 13:06.22 |
| 2012 | Mohamed Farah      | GBR | 13:41.66 | Dejen Gebremeskel | ETH | 13:41.98 | Thomas Longosiwa | KEN | 13:42.36 |
| 2016 | Mohamed Farah      | GBR | 13:03.30 | Paul Chelimo      | USA | 13:03.90 | Hagos Gebrihwet  | ETH | 13:04.35 |

**10,000 Metres***1896 to 1908: Not contested*

|      |                    |     |          |                   |     |          |                     |     |          |
|------|--------------------|-----|----------|-------------------|-----|----------|---------------------|-----|----------|
| 1912 | Hannes Kolehmainen | FIN | 31:20.8  | Louis Tewanima    | USA | 32:06.6  | Albin Stenroos      | FIN | 32:21.8  |
| 1920 | Paavo Nurmi        | FIN | 31:45.8  | Joseph Guillemot  | FRA | 31:47.2  | James Wilson        | GBR | 31:50.8  |
| 1924 | Ville Ritola       | FIN | 30:23.2  | Edvin Wide        | SWE | 30:55.2  | Eero Berg           | FIN | 31:43.0  |
| 1928 | Paavo Nurmi        | FIN | 30:18.8  | Ville Ritola      | FIN | 30:19.4  | Edvin Wide          | SWE | 31:00.8  |
| 1932 | Janusz Kusocinski  | POL | 30:11.42 | Volmari Iso-Hollo | FIN | 30:12.6  | Lauri Virtanen      | FIN | 30:35.0  |
| 1936 | Ilmari Salminen    | FIN | 30:15.4  | Arvo Askola       | FIN | 30:15.6  | Volmari Iso-Hollo   | FIN | 30:20.2  |
| 1948 | Emil Zátopek       | CZE | 29:59.6  | Alain Mimoun      | FRA | 30:47.4  | Bertil Albertsson   | SWE | 30:53.6  |
| 1952 | Emil Zátopek       | CZE | 29:17.0  | Alain Mimoun      | FRA | 29:32.8  | Aleksandr Anufriyev | URS | 29:48.2  |
| 1956 | Vladimir Kuts      | URS | 28:45.59 | József Kovács     | HUN | 28:52.36 | Allan Lawrence      | AUS | 28:53.59 |
| 1960 | Pyotr Bolotnikov   | URS | 28:32.18 | Hans Grodotzki    | GER | 28:37.22 | David Power         | AUS | 28:37.65 |
| 1964 | Billy Mills        | USA | 28:24.4  | Mohamed Gammoudi  | TUN | 28:24.8  | Ron Clarke          | AUS | 28:25.8  |
| 1968 | Naftali Temu       | KEN | 29:27.40 | Mamo Wolde        | ETH | 29:27.75 | Mohamed Gammoudi    | TUN | 29:34.2  |
| 1972 | Lasse Viren        | FIN | 27:38.35 | Emiel Puttemans   | BEL | 27:39.58 | Miruts Yifter       | ETH | 27:40.96 |
| 1976 | Lasse Viren        | FIN | 27:40.38 | Carlos Lopes      | POR | 27:45.17 | Brendan Foster      | GBR | 27:54.92 |
| 1980 | Miruts Yifter      | ETH | 27:42.69 | Kaarlo Maaninka   | FIN | 27:44.28 | Mohamed Kedir       | ETH | 27:44.64 |
| 1984 | Alberto Cova       | ITA | 27:47.54 | Mick McLeod       | GBR | 28:06.22 | Mike Musyoki        | KEN | 28:06.46 |
| 1988 | Brahim Boutayeb    | MAR | 27:21.46 | Salvatore Antibo  | ITA | 27:23.55 | Kipkemboi Kimeli    | KEN | 27:25.16 |
| 1992 | Khalid Skah        | MAR | 27:46.70 | Richard Chelimo   | KEN | 27:47.72 | Addis Abebe         | ETH | 28:00.07 |
| 1996 | Haile Gebrselassie | ETH | 27:07.34 | Paul Tergat       | KEN | 27:08.17 | Salah Hissou        | MAR | 27:24.67 |
| 2000 | Haile Gebrselassie | ETH | 27:18.20 | Paul Tergat       | KEN | 27:18.29 | Assefa Mezgebu      | ETH | 27:19.75 |
| 2004 | Kenenisa Bekele    | ETH | 27:05.10 | Sileshi Sihine    | ETH | 27:09.39 | Zersenay Tadese     | ERI | 27:22.57 |
| 2008 | Kenenisa Bekele    | ETH | 27:01.17 | Sileshi Sihine    | ETH | 27:02.77 | Micah Kogo          | KEN | 27:04.11 |
| 2012 | Mohamed Farah      | GBR | 27:30.42 | Galen Rupp        | USA | 27:30.90 | Tariku Bekele       | ETH | 27:31.43 |
| 2016 | Mohamed Farah      | GBR | 27:05.17 | Paul Tanui        | KEN | 27:05.64 | Tamirat Tola        | ETH | 27:06.26 |

**Marathon**

|                         |                     |     |           |                     |     |           |                        |     |           |
|-------------------------|---------------------|-----|-----------|---------------------|-----|-----------|------------------------|-----|-----------|
| 1896 <sup>40Km</sup>    | Spyridon Louis      | GRE | 2:58:50   | Harilaos Vasilakos  | GRE | 3:06:03   | Gyula Kellner          | HUN | 3:06:35   |
| 1900 <sup>40.26Km</sup> | Michel Théato       | FRA | 2:59:45   | Émile Champion      | FRA | 3:04:17   | Ernst Fast             | SWE | 3:37:14   |
| 1904 <sup>41Km</sup>    | Thomas Hicks        | USA | 3:28:53   | Albert Corey        | FRA | 3:34:52   | Arthur Newton          | USA | 3:47:33   |
| 1906 <sup>41.86Km</sup> | Billy Sherring      | CAN | 2:51:23.6 | John Svanberg       | SWE | 2:58:20.8 | William Frank          | USA | 3:00:46.8 |
| 1908                    | John Hayes          | USA | 2:55:18.4 | Charles Hefferon    | RSA | 2:56:06.0 | Joseph Forshaw         | USA | 2:57:10.4 |
| 1912 <sup>40.2Km</sup>  | Kenneth MacArthur   | RSA | 2:36:54.8 | Christian Gitsham   | RSA | 2:37:52.0 | Gaston Strobino        | USA | 2:38:42.4 |
| 1920 <sup>42.75Km</sup> | Hannes Kolehmainen  | FIN | 2:32:35.8 | Jüri Lossman        | EST | 2:32:48.6 | Valerio Arri           | ITA | 2:36:32.8 |
| 1924                    | Albin Stenroos      | FIN | 2:41:22.6 | Romeo Bertini       | ITA | 2:47:19.6 | Clarence DeMar         | USA | 2:48:14.0 |
| 1928                    | Boughèra El Ouafi   | FRA | 2:32:57   | Manuel Plaza        | CHI | 2:33:23   | Martii Martelin        | FIN | 2:35:02   |
| 1932                    | Juan Carlos Zabala  | ARG | 2:31:36   | Sam Ferris          | GBR | 2:31:55   | Armas Toivonen         | FIN | 2:32:12   |
| 1936                    | Sohn Kee-Chung      | JPN | 2:29:19.2 | Ernie Harper        | GBR | 2:31:23.2 | Nam Sung-Yong          | JPN | 2:31:42.0 |
| 1948                    | Delfo Cabrera       | ARG | 2:34:51.6 | Tom Richards        | GBR | 2:35:07.6 | Etienne Gailly         | BEL | 2:35:33.6 |
| 1952                    | Emil Zátopek        | CZE | 2:23:03.2 | Reinaldo Gorno      | ARG | 2:25:35.0 | Gustaf Jansson         | SWE | 2:26:07.0 |
| 1956                    | Alain Mimoun        | FRA | 2:25:00   | Franjo Mihalic      | YUG | 2:26:32   | Veikko Karvonen        | FIN | 2:27:47   |
| 1960                    | Abebe Bikila        | ETH | 2:15:16.2 | Rhadi ben Abdesslem | MAR | 2:15:41.6 | Barry Magee            | NZL | 2:17:18.2 |
| 1964                    | Abebe Bikila        | ETH | 2:12:11.2 | Basil Heatley       | GBR | 2:16:19.2 | Kokichi Tsuburaya      | JPN | 2:16:22.8 |
| 1968                    | Mamo Wolde          | ETH | 2:20:26.4 | Kenji Kimihara      | JPN | 2:23:31.0 | Michael Ryan           | NZL | 2:23:45.0 |
| 1972                    | Frank Shorter       | USA | 2:12:19.8 | Karel Lismont       | BEL | 2:14:31.8 | Mamo Wolde             | ETH | 2:15:08.4 |
| 1976                    | Waldemar Cierpinski | GDR | 2:09:55.0 | Frank Shorter       | USA | 2:10:45.8 | Karel Lismont          | BEL | 2:11:12.6 |
| 1980                    | Waldemar Cierpinski | GDR | 2:11:03   | Gerard Nijboer      | NED | 2:11:20   | Satymkul Dzhumanazarov | URS | 2:11:35   |
| 1984                    | Carlos Lopes        | POR | 2:09:21   | John Treacy         | IRL | 2:09:56   | Charlie Spedding       | GBR | 2:09:58   |
| 1988                    | Gelindo Bordin      | ITA | 2:10:32   | Douglas Wakiihuri   | KEN | 2:10:47   | Ahmed Salah            | DJI | 2:10:59   |
| 1992                    | Hwang Young-cho     | KOR | 2:13:23   | Koichi Morishita    | JPN | 2:13:45   | Stephan Freigang       | GER | 2:14:00   |
| 1996                    | Josia Thugwane      | RSA | 2:12:36   | Lee Bong-Ju         | KOR | 2:12:39   | Eric Wainaina          | KEN | 2:12:44   |
| 2000                    | Gezahegn Abera      | ETH | 2:10:11   | Eric Wainaina       | KEN | 2:10:31   | Tesfaye Tola           | ETH | 2:11:10   |
| 2004                    | Stefano Baldini     | ITA | 2:10:55   | Meb Keflezighi      | USA | 2:11:29   | Vanderlei de Lima      | BRA | 2:12:11   |
| 2008                    | Samuel Wanjiru      | KEN | 2:06:32   | Jaouad Gharib       | MAR | 2:07:16   | Tsegay Kebede          | ETH | 2:10:00   |
| 2012                    | Stephen Kiprotich   | UGA | 2:08:01   | Abel Kirui          | KEN | 2:08:27   | Wilson Kipsang         | KEN | 2:09:37   |
| 2016                    | Eliud Kipchoge      | KEN | 2:08:44   | Feyisa Lilesa       | ETH | 2:09:56   | Galen Rupp             | USA | 2:10:05   |

**3000 Metres Steeplechase***1896 to 1912: Not contested*

|                       |                   |     |         |                |     |         |                   |     |         |
|-----------------------|-------------------|-----|---------|----------------|-----|---------|-------------------|-----|---------|
| 1920                  | Percy Hodge       | GBR | 10:00.4 | Patrick Flynn  | USA | 10:00.4 | Ernesto Ambrosini | ITA | 10:21.0 |
| 1924                  | Ville Ritola      | FIN | 9:33.6  | Elias Katz     | FIN | 9:44.0  | Paul Bontemps     | FRA | 9:45.2  |
| 1928                  | Toivo Loukola     | FIN | 9:21.70 | Paavo Nurmi    | FIN | 9:31.2  | Ove Andersen      | FIN | 9:35.6  |
| 1932 <sup>3460m</sup> | Volmari Iso-Hollo | FIN | 10:33.4 | Thomas Evenson | GBR | 10:46.0 | Joe McCluskey     | USA | 10:46.2 |



| YEAR | GOLD                  |     |         | SILVER                      |     |         | BRONZE                      |     |         | Wind |
|------|-----------------------|-----|---------|-----------------------------|-----|---------|-----------------------------|-----|---------|------|
| 1936 | Volmari Iso-Hollo     | FIN | 9:03.8  | Kalle Tuominen              | FIN | 9:06.8  | Alfred Dompert              | GER | 9:07.2  |      |
| 1948 | Tore Sjöstrand        | SWE | 9:04.6  | Erik Elmsäter               | SWE | 9:08.2  | Göte Hagström               | SWE | 9:11.8  |      |
| 1952 | Horace Ashenfelter    | USA | 8:45.68 | Vladimir Kazantsev          | URS | 8:51.52 | John Disley                 | GBR | 8:51.94 |      |
| 1956 | Chris Brasher         | GBR | 8:41.35 | Sándor Rozsnyói             | HUN | 8:43.68 | Ernst Larsen                | NOR | 8:44.05 |      |
| 1960 | Zdzisław Krzyszkowiak | POL | 8:34.30 | Nikolay Sokolov             | URS | 8:36.55 | Semyon Rzhishchin           | URS | 8:42.34 |      |
| 1964 | Gaston Roelants       | BEL | 8:30.8  | Maurice Herriott            | GBR | 8:32.4  | Ivan Belyayev               | URS | 8:33.8  |      |
| 1968 | Amos Biwott           | KEN | 8:51.02 | Benjamin Kogo               | KEN | 8:51.56 | George Young                | USA | 8:51.86 |      |
| 1972 | Kip Keino             | KEN | 8:23.64 | Ben Jipcho                  | KEN | 8:24.62 | Tapio Kantanen              | FIN | 8:24.66 |      |
| 1976 | Anders Gärderud       | SWE | 8:08.02 | Bronisław Malinowski        | POL | 8:09.11 | Frank Baumgartl             | GDR | 8:10.36 |      |
| 1980 | Bronisław Malinowski  | POL | 8:09.70 | Filbert Bayi                | TAN | 8:12.48 | Eshetu Tura                 | ETH | 8:13.57 |      |
| 1984 | Julius Korir          | KEN | 8:11.80 | Joseph Mahmoud              | FRA | 8:13.31 | Brian Diemer                | USA | 8:14.06 |      |
| 1988 | Julius Kariuki        | KEN | 8:05.51 | Peter Koech                 | KEN | 8:06.79 | Mark Rowland                | GBR | 8:07.96 |      |
| 1992 | Matthew Birir         | KEN | 8:08.94 | Patrick Sang                | KEN | 8:09.55 | William Mutwol              | KEN | 8:10.74 |      |
| 1996 | Joseph Keter          | KEN | 8:07.12 | Moses Kiptanui              | KEN | 8:08.33 | Alessandro Lambruschini     | ITA | 8:11.28 |      |
| 2000 | Reuben Kosgei         | KEN | 8:21.43 | Wilson Boit Kipketer        | KEN | 8:21.77 | Ali Ezzine                  | MAR | 8:22.15 |      |
| 2004 | Ezekiel Kemboi        | KEN | 8:05.81 | Brimin Kipruto              | KEN | 8:06.11 | Paul Kipsiele Koech         | KEN | 8:06.64 |      |
| 2008 | Brimin Kipruto        | KEN | 8:10.34 | Mahiedine Mekhissi-Benabbad | FRA | 8:10.49 | Richard Mateelong           | KEN | 8:11.01 |      |
| 2012 | Ezekiel Kemboi        | KEN | 8:18.56 | Mahiedine Mekhissi-Benabbad | FRA | 8:19.08 | Abel Mutai                  | KEN | 8:19.73 |      |
| 2016 | Consensus Kipruto     | KEN | 8:03.28 | Evan Jager                  | USA | 8:04.28 | Mahiedine Mekhissi-Benabbad | FRA | 8:11.52 |      |

**110 Metres Hurdles**

|      |                  |     |       |                   |     |       |                       |     |       |      |
|------|------------------|-----|-------|-------------------|-----|-------|-----------------------|-----|-------|------|
| 1896 | Thomas Curtis    | USA | 17.6  | Grantley Goulding | GBR | 17.7  | -                     |     |       |      |
| 1900 | Alvin Kraenzlein | USA | 15.4  | John McLean       | USA | 15.5  | Fred Moloney          | USA | 15.6  |      |
| 1904 | Fred Schule      | USA | 16.0  | Thaddeus Shideler | USA | 16.2  | Lesley Ashburner      | USA | 16.4  |      |
| 1906 | Robert Leavitt   | USA | 16.2  | Alfred Healey     | GBR | 16.2  | Vincent Dunkler       | RSA | 16.3  |      |
| 1908 | Forrest Smithson | USA | 15.0  | John Garrels      | USA | 15.7  | Arthur Shaw           | USA | 15.8  |      |
| 1912 | Fred Kelly       | USA | 15.1  | James Wendell     | USA | 15.2  | Martin Hawkins        | USA | 15.3  |      |
| 1920 | Earl Thomson     | CAN | 14.8  | Harold Barron     | USA | 15.0  | Feg Murray            | USA | 15.2  |      |
| 1924 | Daniel Kinsey    | USA | 15.0  | Sydney Atkinson   | RSA | 15.0  | Sten-Pelle Pettersson | SWE | 15.4  |      |
| 1928 | Sydney Atkinson  | RSA | 14.8  | Stephen Anderson  | USA | 14.8  | John Collier          | USA | 14.9  |      |
| 1932 | George Saling    | USA | 14.57 | Percy Beard       | USA | 14.72 | Don Finlay            | GBR | 14.79 |      |
| 1936 | Forrest Towns    | USA | 14.2  | Don Finlay        | GBR | 14.4  | Fritz Pollard         | USA | 14.4  |      |
| 1948 | William Porter   | USA | 13.9  | Clyde Scott       | USA | 14.1  | Craig Dixon           | USA | 14.1  | <0   |
| 1952 | Harrison Dillard | USA | 13.91 | Jack Davis        | USA | 14.00 | Art Barnard           | USA | 14.40 |      |
| 1956 | Lee Calhoun      | USA | 13.70 | Jack Davis        | USA | 13.73 | Joel Shankle          | USA | 14.25 | -1.9 |
| 1960 | Lee Calhoun      | USA | 13.98 | Willie May        | USA | 13.99 | Hayes Jones           | USA | 14.17 | 0.1  |
| 1964 | Hayes Jones      | USA | 13.67 | Blaine Lindgren   | USA | 13.74 | Anatoliy Mikhaylov    | URS | 13.78 | 2.0  |
| 1968 | Willie Davenport | USA | 13.33 | Ervin Hall        | USA | 13.42 | Eddy Ottoz            | ITA | 13.46 | 0.0  |
| 1972 | Rod Milburn      | USA | 13.24 | Guy Drut          | FRA | 13.34 | Tomas Hill            | USA | 13.48 | 0.3  |
| 1976 | Guy Drut         | FRA | 13.30 | Alejandro Casañas | CUB | 13.33 | Willie Davenport      | USA | 13.38 | 0.0  |
| 1980 | Thomas Munkelt   | GDR | 13.39 | Alejandro Casañas | CUB | 13.40 | Aleksandr Puchkov     | URS | 13.44 | 0.9  |
| 1984 | Roger Kingdom    | USA | 13.20 | Greg Foster       | USA | 13.23 | Arto Bryggare         | FIN | 13.40 | -0.4 |
| 1988 | Roger Kingdom    | USA | 12.98 | Colin Jackson     | GBR | 13.28 | Tonie Campbell        | USA | 13.38 | 1.5  |
| 1992 | Mark McKoy       | CAN | 13.12 | Tony Dees         | USA | 13.24 | Jack Pierce           | USA | 13.26 | 0.8  |
| 1996 | Allen Johnson    | USA | 12.95 | Mark Crear        | USA | 13.09 | Florian Schwarthoff   | GER | 13.17 | 0.6  |
| 2000 | Anier García     | CUB | 13.00 | Terrence Trammell | USA | 13.16 | Mark Crear            | USA | 13.22 | 0.6  |
| 2004 | Liu Xiang        | CHN | 12.91 | Terrence Trammell | USA | 13.18 | Anier García          | CUB | 13.20 | 0.3  |
| 2008 | Dayron Robles    | CUB | 12.93 | David Payne       | USA | 13.17 | David Oliver          | USA | 13.18 | 0.1  |
| 2012 | Aries Merritt    | USA | 12.92 | Jason Richardson  | USA | 13.04 | Hansle Parchment      | JAM | 13.12 | -0.3 |
| 2016 | Omar McLeod      | JAM | 13.05 | Orlando Ortega    | ESP | 13.17 | Dmitri Bascou         | FRA | 13.24 | 0.2  |

**400 Metres Hurdles***1896: Not contested*

|                        |                  |     |       |                 |     |       |                  |     |       |  |
|------------------------|------------------|-----|-------|-----------------|-----|-------|------------------|-----|-------|--|
| 1900                   | Walter Tewksbury | USA | 57.6  | Henri Tauzin    | FRA | 58.3  | George Orton     | CAN | 58.9  |  |
| 1904 <sup>76.2cm</sup> | Harry Hillman    | USA | 53.0  | Frank Waller    | USA | 53.2  | George Poage     | USA | 58.4  |  |
| 1906                   | Not contested    |     |       |                 |     |       |                  |     |       |  |
| 1908                   | Charles Bacon    | USA | 55.0  | Harry Hillman   | USA | 55.3  | Jimmy Tremeer    | GBR | 57.0  |  |
| 1912                   | Not contested    |     |       |                 |     |       |                  |     |       |  |
| 1920                   | Frank Loomis     | USA | 54.0  | John Norton     | USA | 54.6  | August Desch     | USA | 54.7  |  |
| 1924                   | Morgan Taylor    | USA | 52.6  | Erik Wilén      | FIN | 53.8  | Ivan Riley       | USA | 54.2  |  |
| 1928                   | Lord Burghley    | GBR | 53.4  | Frank Cuhel     | USA | 53.6  | Morgan Taylor    | USA | 53.6  |  |
| 1932                   | Robert Tisdall   | IRL | 51.67 | Glenn Hardin    | USA | 51.85 | Morgan Taylor    | USA | 51.96 |  |
| 1936                   | Glenn Hardin     | USA | 52.4  | John Loaring    | CAN | 52.7  | Miguel White     | PHI | 52.8  |  |
| 1948                   | Roy Cochran      | USA | 51.1  | Duncan White    | SRI | 51.8  | Rune Larsson     | SWE | 52.2  |  |
| 1952                   | Charlie Moore    | USA | 51.06 | Yuriy Lituyev   | URS | 51.51 | John Holland     | NZL | 52.26 |  |
| 1956                   | Glenn Davis      | USA | 50.29 | Eddie Southern  | USA | 50.94 | Josh Culbreath   | USA | 51.74 |  |
| 1960                   | Glenn Davis      | USA | 49.51 | Clifton Cushman | USA | 49.77 | Dick Howard      | USA | 49.90 |  |
| 1964                   | Rex Cawley       | USA | 49.6  | John Cooper     | GBR | 50.1  | Salvatore Morale | ITA | 50.1  |  |
| 1968                   | David Hemery     | GBR | 48.12 | Gerhard Hennige | FRG | 49.02 | John Sherwood    | GBR | 49.03 |  |

| YEAR | GOLD           |     |       | SILVER             |     |       | BRONZE              |     |       |
|------|----------------|-----|-------|--------------------|-----|-------|---------------------|-----|-------|
| 1972 | John Akii-Bua  | UGA | 47.82 | Ralph Mann         | USA | 48.51 | David Hemery        | GBR | 48.52 |
| 1976 | Edwin Moses    | USA | 47.63 | Mike Shine         | USA | 48.69 | Yevgeniy Gavrilenko | URS | 49.45 |
| 1980 | Volker Beck    | GDR | 48.70 | Vasiliy Arkhipenko | URS | 48.86 | Gary Oakes          | GBR | 49.11 |
| 1984 | Edwin Moses    | USA | 47.75 | Danny Harris       | USA | 48.13 | Harald Schmid       | FRG | 48.19 |
| 1988 | Andre Phillips | USA | 47.19 | Amadou Dia Bâ      | SEN | 47.23 | Edwin Moses         | USA | 47.56 |
| 1992 | Kevin Young    | USA | 46.78 | Winthrop Graham    | JAM | 47.66 | Kriss Akabusi       | GBR | 47.82 |
| 1996 | Derrick Adkins | USA | 47.54 | Samuel Matete      | ZAM | 47.78 | Calvin Davis        | USA | 47.96 |
| 2000 | Angelo Taylor  | USA | 47.50 | Hadi Al-Somaily    | KSA | 47.53 | Llewellyn Herbert   | RSA | 47.81 |
| 2004 | Felix Sánchez  | DOM | 47.63 | Danny McFarlane    | JAM | 48.11 | Naman Keita         | FRA | 48.26 |
| 2008 | Angelo Taylor  | USA | 47.25 | Kerron Clement     | USA | 47.98 | Bershawn Jackson    | USA | 48.06 |
| 2012 | Félix Sánchez  | DOM | 47.63 | Michael Tinsley    | USA | 47.91 | Javier Culson       | PUR | 48.10 |
| 2016 | Kerron Clement | USA | 47.73 | Boniface Tumuti    | KEN | 47.78 | Yasmani Copello     | TUR | 47.92 |

**High Jump**

|      |                     |     |       |                    |     |       |                       |     |       |
|------|---------------------|-----|-------|--------------------|-----|-------|-----------------------|-----|-------|
| 1896 | Ellery Clark        | USA | 1.81  | James Connolly     | USA | 1.65  |                       |     |       |
|      |                     |     |       | Robert Garrett     | USA | 1.65  |                       |     |       |
| 1900 | Irving Baxter       | USA | 1.90  | Patrick Leahy      | GBR | 1.78  | Lajos Gönczy          | HUN | 1.75  |
| 1904 | Samuel Jones        | USA | 1.803 | Garrett Serviss    | USA | 1.778 | Paul Weinstein        | GER | 1.778 |
| 1906 | Con Leahy           | GBR | 1.775 | Lajos Gönczy       | HUN | 1.75  | Themistoklis Diakidis | GRE | 1.725 |
|      |                     |     |       |                    |     |       | Herbert Kerrigan      | USA | 1.725 |
| 1908 | Harry Porter        | USA | 1.905 | Con Leahy          | GBR | 1.88  |                       |     |       |
|      |                     |     |       | István Somodi      | HUN | 1.88  |                       |     |       |
|      |                     |     |       | Géo André          | FRA | 1.88  |                       |     |       |
| 1912 | Alma Richards       | USA | 1.93  | Hans Liesche       | GER | 1.91  | George Horine         | USA | 1.89  |
| 1920 | Richmond Landon     | USA | 1.935 | Harold Muller      | USA | 1.90  | Bo Ekelund            | SWE | 1.90  |
| 1924 | Harold Osborn       | USA | 1.98  | Leroy Brown        | USA | 1.95  | Pierre Lewden         | FRA | 1.92  |
| 1928 | Bob King            | USA | 1.94  | Benjamin Hedges    | USA | 1.91  | Claude Ménard         | FRA | 1.91  |
| 1932 | Duncan McNaughton   | CAN | 1.97  | Robert Van Osdel   | USA | 1.97  | Simeon Toribio        | PHI | 1.97  |
| 1936 | Cornelius Johnson   | USA | 2.03  | Dave Albritton     | USA | 2.00  | Delos Thurber         | USA | 2.00  |
| 1948 | John Winter         | AUS | 1.98  | Bjørn Paulson      | NOR | 1.95  | George Stanich        | USA | 1.95  |
| 1952 | Walt Davis          | USA | 2.04  | Ken Wiesner        | USA | 2.01  | José da Conceição     | BRA | 1.98  |
| 1956 | Charles Dumas       | USA | 2.12  | Chilla Porter      | AUS | 2.10  | Igor Kashkarov        | URS | 2.08  |
| 1960 | Robert Shavlakadze  | URS | 2.16  | Valeriy Brumel     | URS | 2.16  | John Thomas           | USA | 2.14  |
| 1964 | Valeriy Brumel      | URS | 2.18  | John Thomas        | USA | 2.18  | John Rambo            | USA | 2.16  |
| 1968 | Dick Fosbury        | USA | 2.24  | Ed Caruthers       | USA | 2.22  | Valentin Gavrilov     | URS | 2.20  |
| 1972 | Jüri Tarmak         | URS | 2.23  | Stefan Junge       | GDR | 2.21  | Dwight Stones         | USA | 2.21  |
| 1976 | Jacek Wszola        | POL | 2.25  | Greg Joy           | CAN | 2.23  | Dwight Stones         | USA | 2.21  |
| 1980 | Gerd Wessig         | GDR | 2.36  | Jacek Wszola       | POL | 2.31  | Jörg Freimuth         | GDR | 2.31  |
| 1984 | Dietmar Mögenburg   | FRG | 2.35  | Patrik Sjöberg     | SWE | 2.33  | Zhu Jianhua           | CHN | 2.31  |
| 1988 | Gennadiy Avdyeyenko | URS | 2.38  | Hollis Conway      | USA | 2.36  | Rudolf Povarnitsyn    | URS | 2.36  |
|      |                     |     |       |                    |     |       | Patrik Sjöberg        | SWE | 2.36  |
| 1992 | Javier Sotomayor    | CUB | 2.34  | Patrik Sjöberg     | SWE | 2.34  | Artur Partyka         | POL | 2.34  |
|      |                     |     |       |                    |     |       | Tim Forsyth           | AUS | 2.34  |
|      |                     |     |       |                    |     |       | Hollis Conway         | USA | 2.34  |
| 1996 | Charles Austin      | USA | 2.39  | Artur Partyka      | POL | 2.37  | Steve Smith           | GBR | 2.35  |
| 2000 | Sergey Klyugin      | RUS | 2.35  | Javier Sotomayor   | CUB | 2.32  | Abderrahmane Hammad   | ALG | 2.32  |
| 2004 | Stefan Holm         | SWE | 2.36  | Matt Hemingway     | USA | 2.34  | Jaroslav Bába         | CZE | 2.34  |
| 2008 | Andrey Silnov       | RUS | 2.36  | Germaine Mason     | GBR | 2.34  | Yaroslav Rybakov      | RUS | 2.34  |
| 2012 | Ivan Ukhov          | RUS | 2.38  | Erik Kynard        | USA | 2.33  | Derek Drouin          | CAN | 2.29  |
| 2016 | Derek Drouin        | CAN | 2.38  | Mutaz Essa Barshim | QAT | 2.36  | Bogdan Bondarenko     | UKR | 2.33  |

**Pole Vault**

|      |                |     |       |                      |     |      |                        |     |      |
|------|----------------|-----|-------|----------------------|-----|------|------------------------|-----|------|
| 1896 | William Hoyt   | USA | 3.30  | Albert Tyler         | USA | 3.20 | Evangelos Damaskos     | GRE | 2.60 |
|      |                |     |       |                      |     |      | Ioannis Theodoropoulos | GRE | 2.60 |
| 1900 | Irving Baxter  | USA | 3.30  | Meredith Colkett     | USA | 3.25 | Carl "Flisa" Andersen  | NOR | 3.20 |
| 1904 | Charles Dvorak | USA | 3.505 | Leroy Samse          | USA | 3.35 | Louis Wilkins          | USA | 3.35 |
| 1906 | Fernand Gonder | FRA | 3.50  | Bruno Söderström     | SWE | 3.40 | Edward Glover          | USA | 3.35 |
| 1908 | Edward Cook    | USA | 3.71  | -                    |     |      | Charles Jacobs         | USA | 3.58 |
|      | Alfred Gilbert | USA | 3.71  | -                    |     |      | Edward Archibald       | CAN | 3.58 |
|      |                |     |       |                      |     |      | Bruno Söderström       | SWE | 3.58 |
| 1912 | Harry Babcock  | USA | 3.95  | Frank Nelson         | USA | 3.85 | -                      |     |      |
|      |                |     |       | Marcus Wright        | USA | 3.85 |                        |     |      |
| 1920 | Frank Foss     | USA | 4.09  | Henry Petersen       | DEN | 3.70 | Edwin Myers            | USA | 3.60 |
| 1924 | Lee Barnes     | USA | 3.95  | Glenn Graham         | USA | 3.95 | James Brooker          | USA | 3.90 |
| 1928 | Sabin Carr     | USA | 4.20  | William Droegemuller | USA | 4.10 | Charles McGinnis       | USA | 3.95 |
| 1932 | Bill Miller    | USA | 4.315 | Shuhei Nishida       | JPN | 4.30 | George Jefferson       | USA | 4.20 |
| 1936 | Earle Meadows  | USA | 4.35  | Shuhei Nishida       | JPN | 4.25 |                        |     |      |

| YEAR | GOLD                  |     |      | SILVER              |     |      | BRONZE             |     |      |
|------|-----------------------|-----|------|---------------------|-----|------|--------------------|-----|------|
|      |                       |     |      | Sueo Oe             | JPN | 4.25 |                    |     |      |
| 1948 | Guinn Smith           | USA | 4.30 | Erkki Kataja        | FIN | 4.20 | Bob Richards       | USA | 4.20 |
| 1952 | Bob Richards          | USA | 4.55 | Don Laz             | USA | 4.50 | Ragnar Lundberg    | SWE | 4.40 |
| 1956 | Bob Richards          | USA | 4.56 | Bob Gutowski        | USA | 4.53 | Yorgos Roubanis    | GRE | 4.50 |
| 1960 | Don Bragg             | USA | 4.70 | Ron Morris          | USA | 4.60 | Eeles Landström    | FIN | 4.55 |
| 1964 | Fred Hansen           | USA | 5.10 | Wolfgang Reinhardt  | GER | 5.05 | Klaus Lehnertz     | GER | 5.00 |
| 1968 | Bob Seagren           | USA | 5.40 | Claus Schiprowski   | FRG | 5.40 | Wolfgang Nordwig   | GDR | 5.40 |
| 1972 | Wolfgang Nordwig      | GDR | 5.50 | Bob Seagren         | USA | 5.40 | Jan Johnson        | USA | 5.35 |
| 1976 | Tadeusz Slusarski     | POL | 5.50 | Antti Kalliomäki    | FIN | 5.50 | David Roberts      | USA | 5.50 |
| 1980 | Wladyslaw Kozakiewicz | POL | 5.78 | Konstantin Volkov   | URS | 5.65 |                    |     |      |
|      |                       |     |      | Tadeusz Slusarski   | POL | 5.65 |                    |     |      |
| 1984 | Pierre Quinon         | FRA | 5.75 | Mike Tully          | USA | 5.65 | Earl Bell          | USA | 5.60 |
|      |                       |     |      |                     |     |      | Thierry Vigneron   | FRA | 5.60 |
| 1988 | Sergey Bubka          | URS | 5.90 | Radion Gataullin    | URS | 5.85 | Grigoriy Yegorov   | URS | 5.80 |
| 1992 | Maksim Tarasov        | EUN | 5.80 | Igor Trandekov      | EUN | 5.80 | Javier García      | ESP | 5.75 |
| 1996 | Jean Galfione         | FRA | 5.92 | Igor Trandekov      | RUS | 5.92 | Andrei Tivontchik  | GER | 5.92 |
| 2000 | Nick Hysong           | USA | 5.90 | Lawrence Johnson    | USA | 5.90 | Maksim Tarasov     | RUS | 5.90 |
| 2004 | Tim Mack              | USA | 5.95 | Toby Stevenson      | USA | 5.90 | Giuseppe Gibilisco | ITA | 5.85 |
| 2008 | Steven Hooker         | AUS | 5.96 | Yevgeniy Lukyanenko | RUS | 5.85 | Derek Miles        | USA | 5.70 |
| 2012 | Renaud Lavillenie     | FRA | 5.97 | Björn Otto          | GER | 5.91 | Raphael Holzdeppe  | GER | 5.91 |
| 2016 | Thiago Braz           | BRA | 6.03 | Renaud Lavillenie   | FRA | 5.98 | Sam Kendricks      | USA | 5.85 |

**Long Jump**

|      |                    |     |       |                   |     |       |                      |     |       |
|------|--------------------|-----|-------|-------------------|-----|-------|----------------------|-----|-------|
| 1896 | Ellery Clark       | USA | 6.35  | Robert Garrett    | USA | 6.00  | James Connolly       | USA | 5.84  |
| 1900 | Alvin Kraenzlein   | USA | 7.185 | Myer Prinstein    | USA | 7.175 | Patrick Leahy        | GBR | 6.95  |
| 1904 | Myer Prinstein     | USA | 7.34  | Daniel Frank      | USA | 6.89  | Robert Stangland     | USA | 6.88  |
| 1906 | Myer Prinstein     | USA | 7.20  | Peter O'Connor    | GBR | 7.025 | Hugo Friend          | USA | 6.96  |
| 1908 | Frank Irons        | USA | 7.48  | Daniel Kelly      | USA | 7.09  | Calvin Bricker       | CAN | 7.08  |
| 1912 | Albert Gutterson   | USA | 7.60  | Calvin Bricker    | CAN | 7.21  | Georg Åberg          | SWE | 7.18  |
| 1920 | William Pettersson | SWE | 7.15  | Carl Johnson      | USA | 7.095 | Erik Abrahamsson     | SWE | 7.08  |
| 1924 | DeHart Hubbard     | USA | 7.445 | Ed Gourdin        | USA | 7.275 | Sverre Hansen        | NOR | 7.26  |
| 1928 | Ed Hamm            | USA | 7.73  | Silvio Cator      | HAI | 7.58  | Al Bates             | USA | 7.40  |
| 1932 | Ed Gordon          | USA | 7.64  | Lambert Redd      | USA | 7.60  | Chuhei Nambu         | JPN | 7.45  |
| 1936 | Jesse Owens        | USA | 8.06w | Luz Long          | GER | 7.87w | Naoto Tajima         | JPN | 7.74w |
| 1948 | Willie Steele      | USA | 7.825 | Theo Bruce        | AUS | 7.555 | Herb Douglas         | USA | 7.545 |
| 1952 | Jerome Biffle      | USA | 7.57  | Meredith Gourdine | USA | 7.53  | Odön Földessy        | HUN | 7.30  |
| 1956 | Greg Bell          | USA | 7.83  | John Bennett      | USA | 7.68  | Jorma Valkama        | FIN | 7.48  |
| 1960 | Ralph Boston       | USA | 8.12  | Bo Roberson       | USA | 8.11  | Igor Ter-Ovanesyan   | URS | 8.04  |
| 1964 | Lynn Davies        | GBR | 8.07  | Ralph Boston      | USA | 8.03  | Igor Ter-Ovanesyan   | URS | 7.99  |
| 1968 | Bob Beamon         | USA | 8.90  | Klaus Beer        | GDR | 8.19  | Ralph Boston         | USA | 8.16  |
| 1972 | Randy Williams     | USA | 8.24  | Hans Baumgartner  | FRG | 8.18  | Arnie Robinson       | USA | 8.03  |
| 1976 | Arnie Robinson     | USA | 8.35  | Randy Williams    | USA | 8.11  | Frank Wartenberg     | GDR | 8.02  |
| 1980 | Lutz Dombrowski    | GDR | 8.54  | Frank Paschek     | GDR | 8.21  | Valeriy Podluzhniy   | URS | 8.18  |
| 1984 | Carl Lewis         | USA | 8.54  | Gary Honey        | AUS | 8.24  | Giovanni Evangelisti | ITA | 8.24  |
| 1988 | Carl Lewis         | USA | 8.72  | Mike Powell       | USA | 8.49  | Larry Myricks        | USA | 8.27  |
| 1992 | Carl Lewis         | USA | 8.67  | Mike Powell       | USA | 8.64  | Joe Greene           | USA | 8.34  |
| 1996 | Carl Lewis         | USA | 8.50  | James Beckford    | JAM | 8.29  | Joe Greene           | USA | 8.24  |
| 2000 | Iván Pedroso       | CUB | 8.55  | Jai Taurima       | AUS | 8.49  | Roman Shchurenko     | UKR | 8.31  |
| 2004 | Dwight Phillips    | USA | 8.59  | John Moffitt      | USA | 8.47  | Joan Lino Martínez   | ESP | 8.32  |
| 2008 | Irving Saladino    | PAN | 8.34  | Khotso Mokoena    | RSA | 8.24  | Ibrahim Camejo       | CUB | 8.20  |
| 2012 | Greg Rutherford    | GBR | 8.31  | Mitchell Watt     | AUS | 8.16  | Will Claye           | USA | 8.12  |
| 2016 | Jeff Henderson     | USA | 8.38  | Luyo Manyonga     | RSA | 8.37  | Greg Rutherford      | GBR | 8.29  |

**Triple Jump**

|      |                  |     |        |                    |     |       |                  |     |        |
|------|------------------|-----|--------|--------------------|-----|-------|------------------|-----|--------|
| 1896 | James Connolly   | USA | 13.71  | Alexandre Tuffère  | FRA | 12.70 | Ioannis Persakis | GRE | 12.52  |
| 1900 | Myer Prinstein   | USA | 14.47  | James Connolly     | USA | 13.97 | Lewis Sheldon    | USA | 13.64  |
| 1904 | Myer Prinstein   | USA | 14.35  | Fred Englehardt    | USA | 13.90 | Robert Stangland | USA | 13.36  |
| 1906 | Peter O'Connor   | GBR | 14.075 | Con Leahy          | GBR | 13.98 | Thomas Cronan    | USA | 13.70  |
| 1908 | Tim Ahearne      | GBR | 14.915 | Garfield MacDonald | CAN | 14.76 | Edvard Larsen    | NOR | 14.395 |
| 1912 | Gustaf Lindblom  | SWE | 14.76  | Georg Åberg        | SWE | 14.51 | Erik Almlöf      | SWE | 14.17  |
| 1920 | Vilho Tuulos     | FIN | 14.505 | Folke Jansson      | SWE | 14.48 | Erik Almlöf      | SWE | 14.27  |
| 1924 | Nick Winter      | AUS | 15.52  | Luis Brunetto      | ARG | 15.42 | Vilho Tuulos     | FIN | 15.37  |
| 1928 | Mikio Oda        | JPN | 15.21  | Levi Casey         | USA | 15.17 | Vilho Tuulos     | FIN | 15.11  |
| 1932 | Chuhei Nambu     | JPN | 15.72  | Erik Svensson      | SWE | 15.32 | Kenkichi Oshima  | JPN | 15.12  |
| 1936 | Naoto Tajima     | JPN | 16.00  | Masao Harada       | JPN | 15.66 | Jack Metcalfe    | AUS | 15.50  |
| 1948 | Arne Åhman       | SWE | 15.40  | George Avery       | AUS | 15.36 | Rudi Sarialp     | TUR | 15.02  |
| 1952 | Adhemar da Silva | BRA | 16.22  | Leonid Shcherbakov | URS | 15.98 | Asnoldo Devonish | VEN | 15.52  |



| YEAR | GOLD             |     |        | SILVER               |     |       | BRONZE              |     |       |
|------|------------------|-----|--------|----------------------|-----|-------|---------------------|-----|-------|
| 1956 | Adhemar da Silva | BRA | 16.35  | Vilhjalmur Einarsson | ISL | 16.26 | Vitold Kreyer       | URS | 16.02 |
| 1960 | Józef Schmidt    | POL | 16.81  | Vladimir Goryayev    | URS | 16.63 | Vitold Kreyer       | URS | 16.43 |
| 1964 | Józef Schmidt    | POL | 16.85  | Oleg Fedoseyev       | URS | 16.58 | Viktor Kravchenko   | URS | 16.57 |
| 1968 | Viktor Saneyev   | URS | 17.39  | Nelson Prudencio     | BRA | 17.27 | Giuseppe Gentile    | ITA | 17.22 |
| 1972 | Viktor Saneyev   | URS | 17.35  | Jörg Drehmel         | GDR | 17.31 | Nelson Prudencio    | BRA | 17.05 |
| 1976 | Viktor Saneyev   | URS | 17.29  | James Butts          | USA | 17.18 | João de Oliveira    | BRA | 16.90 |
| 1980 | Jaak Uudmäe      | URS | 17.35  | Viktor Saneyev       | URS | 17.24 | João de Oliveira    | BRA | 17.22 |
| 1984 | Al Joyner        | USA | 17.26w | Mike Conley          | USA | 17.18 | Keith Connor        | GBR | 16.87 |
| 1988 | Khristo Markov   | BUL | 17.61  | Igor Lapshin         | URS | 17.52 | Aleksandr Kovalenko | URS | 17.42 |
| 1992 | Mike Conley      | USA | 18.17w | Charles Simpkins     | USA | 17.60 | Frank Rutherford    | BAH | 17.36 |
| 1996 | Kenny Harrison   | USA | 18.09  | Jonathan Edwards     | GBR | 17.88 | Yoelbi Quesada      | CUB | 17.44 |
| 2000 | Jonathan Edwards | GBR | 17.71  | Yoel García          | CUB | 17.47 | Denis Kapustin      | RUS | 17.46 |
| 2004 | Christian Olsson | SWE | 17.79  | Marian Oprea         | ROU | 17.55 | Danila Burkenya     | RUS | 17.48 |
| 2008 | Nelson Évora     | POR | 17.67  | Phillips Idowu       | GBR | 17.62 | Leevan Sands        | BAH | 17.59 |
| 2012 | Christian Taylor | USA | 17.81  | Will Claye           | USA | 17.62 | Fabrizio Donato     | ITA | 17.48 |
| 2016 | Christian Taylor | USA | 17.86  | Will Claye           | USA | 17.05 | Dong Bin            | CHN | 17.58 |

**Shot Put**

|       |                   |     |        |                       |     |       |                       |     |       |
|-------|-------------------|-----|--------|-----------------------|-----|-------|-----------------------|-----|-------|
| 1896  | Robert Garrett    | USA | 11.22  | Miltiadis Gouskos     | GRE | 11.20 | Georgios Papisideris  | GRE | 10.36 |
| 1900  | Richard Sheldon   | USA | 14.10  | Josiah McCracken      | USA | 12.85 | Robert Garrett        | USA | 12.35 |
| 1904  | Ralph Rose        | USA | 14.81  | Wesley Coe            | USA | 14.40 | Leon Feuerbach        | USA | 13.37 |
| 1906  | Martin Sheridan   | USA | 12.325 | Mihály Dávid          | HUN | 11.85 | Erik Lemming          | SWE | 11.26 |
| 1908  | Ralph Rose        | USA | 14.21  | Dennis Horgan         | GBR | 13.62 | John Garrels          | USA | 13.18 |
| 1912  | Pat McDonald      | USA | 15.34  | Ralph Rose            | USA | 15.25 | Lawrence Whitney      | USA | 13.93 |
| 1920  | Ville Pörhölä     | FIN | 14.81  | Elmer Niklander       | FIN | 14.15 | Harry Liversedge      | USA | 14.15 |
| 1924  | Bud Houser        | USA | 14.99  | Glenn Hartranft       | USA | 14.89 | Ralph Hills           | USA | 14.64 |
| 1928  | John Kuck         | USA | 15.87  | Herman Brix           | USA | 15.75 | Emil Hirschfeld       | GER | 15.72 |
| 1932  | Leo Sexton        | USA | 16.00  | Harlow Rothert        | USA | 15.67 | František Douša       | CZE | 15.61 |
| 1936  | Hans Woellke      | GER | 16.20  | Sulo Bärlund          | FIN | 16.12 | Gerhard Stöck         | GER | 15.66 |
| 1948  | Wilbur Thompson   | USA | 17.12  | Jim Delaney           | USA | 16.68 | Jim Fuchs             | USA | 16.42 |
| 1952  | Parry O'Brien     | USA | 17.41  | Darrow Hooper         | USA | 17.39 | Jim Fuchs             | USA | 17.06 |
| 1956  | Parry O'Brien     | USA | 18.57  | Bill Nieder           | USA | 18.18 | Jirí Skobla           | CZE | 17.65 |
| 1960  | Bill Nieder       | USA | 19.68  | Parry O'Brien         | USA | 19.11 | Dallas Long           | USA | 19.01 |
| 1964  | Dallas Long       | USA | 20.33  | Randy Matson          | USA | 20.20 | Vilmos Varjú          | HUN | 19.39 |
| 1968  | Randy Matson      | USA | 20.54  | George Woods          | USA | 20.12 | Eduard Gushchin       | URS | 20.09 |
| 1972  | Wladyslaw Komar   | POL | 21.18  | George Woods          | USA | 21.17 | Hartmut Briesenick    | GDR | 21.14 |
| 1976  | Udo Beyer         | GDR | 21.05  | Yevgeniy Mironov      | URS | 21.03 | Aleksandr Baryshnikov | URS | 21.00 |
| 1980  | Vladimir Kiselyov | URS | 21.35  | Aleksandr Baryshnikov | URS | 21.08 | Udo Beyer             | GDR | 21.06 |
| 1984  | Alessandro Andrei | ITA | 21.26  | Michael Carter        | USA | 21.09 | Dave Laut             | USA | 20.97 |
| 1988  | Ulf Timmermann    | GDR | 22.47  | Randy Barnes          | USA | 22.39 | Werner Günthör        | SUI | 21.99 |
| 1992  | Mike Stulce       | USA | 21.70  | Jim Doehring          | USA | 20.96 | Vyacheslav Lykho      | EUN | 20.94 |
| 1996  | Randy Barnes      | USA | 21.62  | John Godina           | USA | 20.79 | Aleksandr Bagach      | UKR | 20.75 |
| 2000  | Arsi Harju        | FIN | 21.29  | Adam Nelson           | USA | 21.21 | John Godina           | USA | 21.20 |
| 2004✘ | Adam Nelson       | USA | 21.16  | Joachim B. Olsen      | DEN | 21.07 | Manuel Martínez       | ESP | 20.84 |
| 2008✘ | Tomasz Majewski   | POL | 21.51  | Christian Cantwell    | USA | 21.09 | Dylan Armstrong       | CAN | 21.04 |
| 2012  | Tomasz Majewski   | POL | 21.89  | David Storl           | GER | 21.86 | Reese Hoffa           | USA | 21.23 |
| 2016  | Ryan Crouser      | USA | 22.52  | Joe Kovacs            | USA | 21.78 | Tom Walsh             | NZL | 21.36 |

**Discus Throw**

|      |                  |     |       |                      |     |       |                     |     |       |
|------|------------------|-----|-------|----------------------|-----|-------|---------------------|-----|-------|
| 1896 | Robert Garrett   | USA | 29.15 | Pan. Paraskevopoulos | GRE | 28.95 | Sotirios Versis     | GRE | 28.78 |
| 1900 | Rudolf Bauer     | HUN | 36.04 | František Janda-Suk  | BOH | 35.25 | Richard Sheldon     | USA | 34.60 |
| 1904 | Martin Sheridan  | USA | 39.28 | Ralph Rose           | USA | 39.28 | Nikolaos Yeorgantas | GRE | 37.68 |
| 1906 | Martin Sheridan  | USA | 41.46 | Nikolaos Yeorgantas  | GRE | 38.06 | Werner Järvinen     | FIN | 36.82 |
| 1908 | Martin Sheridan  | USA | 40.89 | Merritt Giffin       | USA | 40.70 | Bill Horr           | USA | 39.44 |
| 1912 | Armas Taipale    | FIN | 45.21 | Richard Byrd         | USA | 42.32 | James Duncan        | USA | 42.28 |
| 1920 | Elmer Niklander  | FIN | 44.68 | Armas Taipale        | FIN | 44.19 | Augustus Pope       | USA | 42.13 |
| 1924 | Bud Houser       | USA | 46.15 | Vilho Niittymaa      | FIN | 44.95 | Thomas Lieb         | USA | 44.83 |
| 1928 | Bud Houser       | USA | 47.32 | Antero Kivi          | FIN | 47.23 | James Corson        | USA | 47.10 |
| 1932 | John Anderson    | USA | 49.49 | Henri LaBorde        | USA | 48.47 | Paul Winter         | FRA | 47.85 |
| 1936 | Ken Carpenter    | USA | 50.48 | Gordon Dunn          | USA | 49.36 | Giorgio Oberweger   | ITA | 49.23 |
| 1948 | Adolfo Consolini | ITA | 52.78 | Giuseppe Tosi        | ITA | 51.78 | Fortune Gordien     | USA | 50.77 |
| 1952 | Sim Iness        | USA | 55.03 | Adolfo Consolini     | ITA | 53.78 | James Dillion       | USA | 53.28 |
| 1956 | Al Oerter        | USA | 56.36 | Fortune Gordien      | USA | 54.81 | Des Koch            | USA | 54.40 |
| 1960 | Al Oerter        | USA | 59.18 | Rink Babka           | USA | 58.02 | Dick Cochran        | USA | 57.16 |
| 1964 | Al Oerter        | USA | 61.00 | Ludvík Danek         | CZE | 60.52 | Dave Weill          | USA | 59.49 |
| 1968 | Al Oerter        | USA | 64.78 | Lothar Milde         | GDR | 63.08 | Ludvík Danek        | CZE | 62.92 |
| 1972 | Ludvík Danek     | CZE | 64.40 | Jay Silvester        | USA | 63.50 | Ricky Bruch         | SWE | 63.40 |
| 1976 | Mac Wilkins      | USA | 67.50 | Wolfgang Schmidt     | GDR | 66.22 | John Powell         | USA | 65.70 |

| YEAR   | GOLD               |     |       | SILVER                |     |       | BRONZE             |     |       |
|--------|--------------------|-----|-------|-----------------------|-----|-------|--------------------|-----|-------|
| 1980   | Viktor Rashchupkin | URS | 66.64 | Imrich Bugár          | CZE | 66.38 | Luís Delís         | CUB | 66.32 |
| 1984   | Rolf Danneberg     | FRG | 66.60 | Mac Wilkins           | USA | 66.30 | John Powell        | USA | 65.46 |
| 1988   | Jürgen Schult      | GDR | 68.82 | Romas Ubartas         | URS | 67.48 | Rolf Danneberg     | FRG | 67.38 |
| 1992   | Romas Ubartas      | LTU | 65.12 | Jürgen Schult         | GER | 64.94 | Roberto Moya       | CUB | 64.12 |
| 1996   | Lars Riedel        | GER | 69.40 | Vladimir Dubrovshchik | BLR | 66.60 | Vasilij Kaptjukh   | BLR | 65.80 |
| 2000   | Virgilijus Alekna  | LTU | 69.30 | Lars Riedel           | GER | 68.50 | Frantz Kruger      | RSA | 68.19 |
| 2004 ✘ | Virgilijus Alekna  | LTU | 69.89 | Zoltán Kóvágó         | HUN | 67.04 | Aleksander Tammert | EST | 66.66 |
| 2008   | Gerd Kanter        | EST | 68.82 | Piotr Malachowski     | POL | 67.82 | Virgilijus Alekna  | LTU | 67.79 |
| 2012   | Robert Harting     | GER | 68.27 | Ehsan Hadadi          | IRI | 68.18 | Gerd Kanter        | EST | 68.03 |
| 2016   | Christoph Harting  | GER | 68.37 | Piotr Małachowski     | POL | 65.89 | Daniel Jasinski    | GER | 67.05 |

### Hammer Throw

|         |                     |     |        |                      |     |        |                        |     |       |
|---------|---------------------|-----|--------|----------------------|-----|--------|------------------------|-----|-------|
| 1896    | Not contested       |     |        |                      |     |        |                        |     |       |
| 1900    | John Flanagan       | USA | 51.01  | Truxton Hare         | USA | 46.25  | Josiah McCracken       | USA | 44.50 |
| 1904    | John Flanagan       | USA | 51.23  | John DeWitt          | USA | 50.265 | Ralph Rose             | USA | 45.73 |
| 1906    | Not contested       |     |        |                      |     |        |                        |     |       |
| 1908    | John Flanagan       | USA | 51.92  | Matt McGrath         | USA | 51.18  | Con Walsh              | USA | 48.50 |
| 1912    | Matt McGrath        | USA | 54.74  | Duncan Gillis        | CAN | 48.39  | Clarence Childs        | USA | 48.17 |
| 1920    | Patrick Ryan        | USA | 52.875 | Carl-Johan Lind      | SWE | 48.43  | Basil Bennet           | USA | 48.25 |
| 1924    | Fred Tootell        | USA | 53.29  | Matt McGrath         | USA | 50.84  | Malcolm Nokes          | GBR | 48.87 |
| 1928    | Pat O'Callaghan     | IRL | 51.39  | Ossian Skiöld        | SWE | 51.29  | Edmund Black           | USA | 49.03 |
| 1932    | Pat O'Callaghan     | IRL | 53.92  | Ville Pörhölä        | FIN | 52.27  | Peter Zaremba          | USA | 50.33 |
| 1936    | Karl Hein           | GER | 56.49  | Erwin Blask          | GER | 55.04  | Fred Warngård          | SWE | 54.83 |
| 1948    | Imre Németh         | HUN | 56.07  | Ivan Gubijan         | YUG | 54.27  | Robert Bennett         | USA | 53.73 |
| 1952    | József Csermák      | HUN | 60.34  | Karl Storch          | GER | 58.86  | Imre Németh            | HUN | 57.74 |
| 1956    | Harold Connolly     | USA | 63.19  | Mikhail Krivonosov   | URS | 63.03  | Anatoliy Samotsvetov   | URS | 62.56 |
| 1960    | Vasilij Rudenkov    | URS | 67.10  | Gyula Zsivótzky      | HUN | 65.79  | Tadeusz Rut            | POL | 65.64 |
| 1964    | Romuald Klim        | URS | 69.74  | Gyula Zsivótzky      | HUN | 69.09  | Uwe Beyer              | FRG | 68.09 |
| 1968    | Gyula Zsivótzky     | HUN | 73.36  | Romuald Klim         | URS | 73.28  | Lázár Lovász           | HUN | 69.78 |
| 1972    | Anatoliy Bondarchuk | URS | 75.50  | Jochen Sachse        | GDR | 74.96  | Vasilij Khmelevskiy    | URS | 74.04 |
| 1976    | Yuriy Sedykh        | URS | 77.52  | Aleksey Spiridonov   | URS | 76.08  | Anatoliy Bondarchuk    | URS | 75.48 |
| 1980    | Yuriy Sedykh        | URS | 81.80  | Sergey Litvinov      | URS | 80.64  | Jüri Tamm              | URS | 78.96 |
| 1984    | Juha Tiainen        | FIN | 78.08  | Karl-Hans Riehm      | FRG | 77.98  | Klaus Ploghaus         | FRG | 76.68 |
| 1988    | Sergey Litvinov     | URS | 84.80  | Yuriy Sedykh         | URS | 83.76  | Jüri Tamm              | URS | 81.16 |
| 1992    | Andrey Abduvaliyev  | EUN | 82.54  | Igor Astapkovich     | EUN | 81.96  | Igor Nikulin           | EUN | 81.38 |
| 1996    | Balázs Kiss         | HUN | 81.24  | Lance Deal           | USA | 81.12  | Aleksey Krykun         | UKR | 80.02 |
| 2000    | Szymon Ziolkowski   | POL | 80.02  | Nicola Vizzone       | ITA | 79.64  | Igor Astapkovich       | BLR | 79.17 |
| 2004 ✘* | Koji Murofushi      | JPN | 82.91  | <b>Not allocated</b> |     |        | Eşref Apak             | TUR | 79.51 |
|         |                     |     |        |                      |     |        | 4th: Vadim Devyatovski | BLR | 78.82 |
| 2008    | Primož Kozmus       | SLO | 82.02  | Vadim Devyatovski    | BLR | 81.61  | Ivan Tikhon            | BLR | 81.51 |
| 2012    | Krisztián Pars      | HUN | 80.59  | Primož Kozmus        | SLO | 79.36  | Koji Murofushi         | JPN | 78.71 |
| 2016    | Dilshod Nazarov     | TJK | 78.68  | Ivan Tikhon          | BLR | 77.79  | Wojciech Nowicki       | POL | 77.73 |

\* As at June 30, 2017, the IOC have not re-allocated the silver medal following their retroactive disqualification of Ivan Tikhon BLR who was originally second with 79.81 but who failed a doping control re-test

### Javelin Throw

1896 to 1904: Not contested

|      |                     |     |        |                    |     |        |                   |     |        |
|------|---------------------|-----|--------|--------------------|-----|--------|-------------------|-----|--------|
| 1908 | Eric Lemming        | SWE | 54.825 | Arne Halse         | NOR | 50.57  | Otto Nilsson      | SWE | 47.10  |
| 1912 | Eric Lemming        | SWE | 60.64  | Juho Saaristo      | FIN | 58.66  | Mór Kóvács        | HUN | 55.50  |
| 1920 | Jonni Myyrä         | FIN | 65.78  | Urho Peltonen      | FIN | 63.605 | Pekko Johansson   | FIN | 63.095 |
| 1924 | Jonni Myyrä         | FIN | 62.96  | Gunnar Lindström   | SWE | 60.92  | Eugene Oberst     | USA | 58.35  |
| 1928 | Erik Lundqvist      | SWE | 66.60  | Béla Szepes        | HUN | 65.26  | Olav Sunde        | NOR | 63.97  |
| 1932 | Matti Järvinen      | FIN | 72.71  | Matti Sippala      | FIN | 69.80  | Eino Penttilä     | FIN | 68.70  |
| 1936 | Gerhard Stöck       | GER | 71.84  | Yrjö Nikkanen      | FIN | 70.77  | Kalervo Toivonen  | FIN | 70.72  |
| 1948 | Tapio Rautavaara    | FIN | 69.77  | Steve Seymour      | USA | 67.56  | József Várszegi   | HUN | 67.03  |
| 1952 | Cyrus Young         | USA | 73.78  | Bill Miller        | USA | 72.46  | Toivo Hyytiäinen  | FIN | 71.89  |
| 1956 | Egil Danielsen      | NOR | 85.71  | Janusz Sidło       | POL | 79.98  | Viktor Tsybulenko | URS | 79.50  |
| 1960 | Viktor Tsybulenko   | URS | 84.64  | Walter Krüger      | GER | 79.36  | Gergely Kulcsár   | HUN | 78.57  |
| 1964 | Pauli Nevala        | FIN | 82.66  | Gergely Kulcsár    | HUN | 82.32  | Jānis Lūsis       | URS | 80.57  |
| 1968 | Jānis Lūsis         | URS | 90.10  | Jorma Kinnunen     | FIN | 88.58  | Gergely Kulcsár   | HUN | 87.06  |
| 1972 | Klaus Wolfermann    | FRG | 90.48  | Jānis Lūsis        | URS | 90.46  | Bill Schmidt      | USA | 84.42  |
| 1976 | Miklós Németh       | HUN | 94.58  | Hannu Siitonen     | FIN | 87.92  | Gheorghe Megelea  | ROU | 87.16  |
| 1980 | Dainis Kūla         | URS | 91.20  | Aleksandr Makarov  | URS | 89.64  | Wolfgang Hanisch  | GDR | 86.72  |
| 1984 | Arto Härkönen       | FIN | 86.76  | David Ottley       | GBR | 85.74  | Kentth Eldebrink  | SWE | 83.72  |
| 1988 | Tapio Korjus        | FIN | 84.28  | Jan Železný        | CZE | 84.12  | Seppo Rätty       | FIN | 83.26  |
| 1992 | Jan Železný         | CZE | 89.66  | Seppo Rätty        | FIN | 86.60  | Steve Backley     | GBR | 83.38  |
| 1996 | Jan Železný         | CZE | 88.16  | Steve Backley      | GBR | 87.44  | Seppo Rätty       | FIN | 86.98  |
| 2000 | Jan Železný         | CZE | 90.17  | Steve Backley      | GBR | 89.85  | Sergey Makarov    | RUS | 88.67  |
| 2004 | Andreas Thorkildsen | NOR | 86.50  | Vadims Vasilevskis | LAT | 84.95  | Sergey Makarov    | RUS | 84.84  |

| YEAR | GOLD                |     |       | SILVER          |     |       | BRONZE           |     |       |
|------|---------------------|-----|-------|-----------------|-----|-------|------------------|-----|-------|
| 2008 | Andreas Thorkildsen | NOR | 90.57 | Ainārs Kovals   | LAT | 86.64 | Tero Pitkämäki   | FIN | 86.16 |
| 2012 | Keshorn Walcott     | TTO | 84.58 | Antti Ruuskanen | FIN | 84.12 | Vítězslav Veselý | CZE | 83.34 |
| 2016 | Thomas Röhler       | GER | 90.30 | Julius Yego     | KEN | 88.24 | Keshorn Walcott  | TTO | 85.38 |

### Decathlon

1896, 1900 & 1908: Not contested

All scores on tables in use at time of competition

|       |                  |     |          |                    |     |          |                     |     |          |
|-------|------------------|-----|----------|--------------------|-----|----------|---------------------|-----|----------|
| 1912* | Jim Thorpe       | USA | 8412.955 |                    |     |          |                     |     |          |
|       | Hugo Wieslander  | SWE | 7724.495 | Charles Lomberg    | SWE | 7413.510 | Gösta Holmer        | SWE | 7347.855 |
| 1920  | Helge Løvland    | NOR | 6804.355 | Brutus Hamilton    | USA | 6771.085 | Bertil Ohlsson      | SWE | 6580.03  |
| 1924  | Harold Osborn    | USA | 7710.775 | Emerson Norton     | USA | 7350.895 | Aleksander Klumberg | EST | 7329.36  |
| 1928  | Paavo Yrjölä     | FIN | 8053.29  | Akilles Järvinen   | FIN | 7931.5   | Ken Doherty         | USA | 7706.65  |
| 1932  | Jim Bausch       | USA | 8462.235 | Akilles Järvinen   | FIN | 8292.48  | Wolrad Eberle       | GER | 8030.805 |
| 1936  | Glenn Morris     | USA | 7900     | Bob Clark          | USA | 7601     | Jack Parker         | USA | 7275     |
| 1948  | Bob Mathias      | USA | 7139     | Ignace Heinrich    | FRA | 6974     | Floyd Simmons       | USA | 6950     |
| 1952  | Bob Mathias      | USA | 7887     | Milt Campbell      | USA | 6975     | Floyd Simmons       | USA | 6788     |
| 1956  | Milt Campbell    | USA | 7937     | Rafer Johnson      | USA | 7587     | Vasilii Kuznetsov   | URS | 7465     |
| 1960  | Rafer Johnson    | USA | 8392     | Yang Chuan-Kwang   | TPE | 8334     | Vasilii Kuznetsov   | URS | 7809     |
| 1964  | Willi Holdorf    | FRG | 7887     | Rein Aun           | URS | 7842     | Hans-Joachim Walde  | GER | 7809     |
| 1968  | Bill Toomey      | USA | 8193     | Hans-Joachim Walde | FRG | 8111     | Kurt Bendlin        | FRG | 8064     |
| 1972  | Mykola Avilov    | URS | 8454     | Leonid Litvinenko  | URS | 8035     | Ryszard Katus       | POL | 7984     |
| 1976  | Bruce Jenner     | USA | 8618     | Guido Kratschmer   | FRG | 8411     | Mykola Avilov       | URS | 8369     |
| 1980  | Daley Thompson   | GBR | 8495     | Yuriy Kutsenko     | URS | 8331     | Sergey Zhelanov     | URS | 8135     |
| 1984  | Daley Thompson   | GBR | 8798     | Jürgen Hingsen     | FRG | 8673     | Siegfried Wentz     | FRG | 8412     |
| 1988  | Christian Schenk | GDR | 8488     | Torsten Voss       | GDR | 8399     | Dave Steen          | CAN | 8328     |
| 1992  | Robert Zmelik    | CZE | 8611     | Antonio Peñalver   | ESP | 8412     | Dave Johnson        | USA | 8309     |
| 1996  | Dan O'Brien      | USA | 8824     | Frank Busemann     | GER | 8706     | Tomás Dvorák        | CZE | 8664     |
| 2000  | Erki Nool        | EST | 8641     | Román Šebrle       | CZE | 8606     | Chris Huffins       | USA | 8595     |
| 2004  | Román Šebrle     | CZE | 8893     | Bryan Clay         | USA | 8820     | Dmitriy Karpov      | KAZ | 8725     |
| 2008  | Bryan Clay       | USA | 8791     | Andrey Kravchenko  | BLR | 8551     | Leonel Suárez       | CUB | 8527     |
| 2012  | Ashton Eaton     | USA | 8869     | Trey Hardee        | USA | 8671     | Leonel Suárez       | CUB | 8523     |
| 2016  | Ashton Eaton     | USA | 8893     | Kevin Mayer        | FRA | 8834     | Damian Warner       | CAN | 8666     |

\* Thorpe originally finished outright first but was later disqualified for a breach of amateur rules. He was reinstated in 1982 by the IOC, but only as joint first

### 20 Kilometres Walk

1896 to 1952: Not contested

|      |                      |     |           |                      |     |           |                       |     |           |
|------|----------------------|-----|-----------|----------------------|-----|-----------|-----------------------|-----|-----------|
| 1956 | Leonid Spirin        | URS | 1:31:27.4 | Antonias Mikenas     | URS | 1:32:03.0 | Bruno Junk            | URS | 1:32:12.0 |
| 1960 | Vladimir Golubnichiy | URS | 1:34:07.2 | Noel Freeman         | AUS | 1:34:16.4 | Stan Vickers          | GBR | 1:34:56.4 |
| 1964 | Ken Matthews         | GBR | 1:29:34.0 | Dieter Lindner       | GDR | 1:31:13.2 | Vladimir Golubnichiy  | URS | 1:31:59.4 |
| 1968 | Vladimir Golubnichiy | URS | 1:33:58.4 | José Pedraza         | MEX | 1:34:00.0 | Mykola Smaga          | URS | 1:34:03.4 |
| 1972 | Peter Frenkel        | GDR | 1:26:42.4 | Vladimir Golubnichiy | URS | 1:26:55.2 | Hans-Georg Reimann    | GDR | 1:27:16.6 |
| 1976 | Daniel Bautista      | MEX | 1:24:40.6 | Hans-Georg Reimann   | GDR | 1:25:13.8 | Peter Frenkel         | GDR | 1:25:29.4 |
| 1980 | Maurizio Damilano    | ITA | 1:23:35.5 | Pyotr Pochenchuk     | URS | 1:24:45.4 | Roland Wieser         | GDR | 1:25:58.2 |
| 1984 | Ernesto Canto        | MEX | 1:23:13   | Raúl González        | MEX | 1:23:20   | Maurizio Damilano     | ITA | 1:23:26   |
| 1988 | Jozef Pribilinec     | CZE | 1:19:57   | Ronald Weigel        | GDR | 1:20:00   | Maurizio Damilano     | ITA | 1:20:14   |
| 1992 | Daniel Plaza         | ESP | 1:21:45   | Guillaume Leblanc    | CAN | 1:22:25   | Giovanni DeBenedictis | ITA | 1:23:11   |
| 1996 | Jefferson Pérez      | ECU | 1:20:07   | Ilya Markov          | RUS | 1:20:16   | Bernado Segura        | MEX | 1:20:23   |
| 2000 | Robert Korzeniowski  | POL | 1:18:59   | Noe Hernández        | MEX | 1:19:03   | Vladimir Andreyev     | RUS | 1:19:27   |
| 2004 | Ivano Brugnetti      | ITA | 1:19:40   | Francisco Fernández  | ESP | 1:19:45   | Nathan Deakes         | AUS | 1:20:02   |
| 2008 | Valeriy Borchin      | RUS | 1:19:01   | Jefferson Pérez      | ECU | 1:19:15   | Jared Tallent         | AUS | 1:19:42   |
| 2012 | Chen Ding            | CHN | 1:18:46   | Erick Barrondo       | GUA | 1:18:57   | Wang Zhen             | CHN | 1:19:25   |
| 2016 | Wang Zhen            | CHN | 1:19:14   | Cai Zelin            | CHN | 1:19:26   | Dane Bird-Smith       | AUS | 1:19:37   |

### 50 Kilometres Walk

1896 to 1928: Not contested

|      |                     |     |            |                     |     |           |                     |     |           |
|------|---------------------|-----|------------|---------------------|-----|-----------|---------------------|-----|-----------|
| 1932 | Tommy Green         | GBR | 4:50:10    | Jānis Daliņš        | LAT | 4:57:20   | Ugo Frigerio        | ITA | 4:59:06   |
| 1936 | Harold Whitlock     | GBR | 4:30:41.4  | Arthur Tell Schwab  | SUI | 4:32:09.2 | Adalberts Bubenko   | LAT | 4:32:42.2 |
| 1948 | John Ljunggren      | SWE | 4:41:52    | Gaston Godel        | SUI | 4:48:17   | Tebbs Lloyd-Johnson | GBR | 4:48:31   |
| 1952 | Giuseppe Dordoni    | ITA | 4:28:07.8  | Josef Doležal       | CZE | 4:30:17.8 | Antal Róka          | HUN | 4:31:27.2 |
| 1956 | Norman Read         | NZL | 4:30:42.8  | Yevgeniy Maskinskoy | URS | 4:32:57.0 | John Ljunggren      | SWE | 4:35:02.0 |
| 1960 | Don Thompson        | GBR | 4:25:30.0  | John Ljunggren      | SWE | 4:25:47.0 | Abdon Pamich        | ITA | 4:27:55.4 |
| 1964 | Abdon Pamich        | ITA | 4:11:12.4  | Paul Nihill         | GBR | 4:11:31.2 | Ingvar Pettersson   | SWE | 4:14:17.4 |
| 1968 | Christoph Höhne     | GDR | 4:20:13.6  | Antal Kiss          | HUN | 4:30:17.0 | Larry Young         | USA | 4:31:55.4 |
| 1972 | Bernd Kannenberg    | FRG | 3:56:11.57 | Veniamin Soldatenko | URS | 3:58:24.0 | Larry Young         | USA | 4:00:46.0 |
| 1976 | Not contested       |     |            |                     |     |           |                     |     |           |
| 1980 | Hartwig Gauder      | GDR | 3:49:23.4  | Jordi Llopart       | ESP | 3:51:25   | Yevgeniy Ivchenko   | URS | 3:56:32   |
| 1984 | Raúl González       | MEX | 3:47:26    | Bo Gustafsson       | SWE | 3:53:19   | Alessandro Bellucci | ITA | 3:53:45   |
| 1988 | Vyacheslav Ivanenko | URS | 3:38:29    | Ronald Weigel       | GDR | 3:38:56   | Hartwig Gauder      | GDR | 3:39:45   |
| 1992 | Andrey Perlov       | EUN | 3:50:13    | Carlos Mercenario   | MEX | 3:52:09   | Ronald Weigel       | GER | 3:53:45   |



| YEAR  | GOLD                |     | SILVER  |                     | BRONZE |         |                    |     |         |
|-------|---------------------|-----|---------|---------------------|--------|---------|--------------------|-----|---------|
| 1996  | Robert Korzeniowski | POL | 3:43:30 | Mikhail Shchennikov | RUS    | 3:43:46 | Valentí Massana    | ESP | 3:44:19 |
| 2000  | Robert Korzeniowski | POL | 3:42:22 | Aigars Fadejevs     | LAT    | 3:43:40 | Joel Sánchez       | MEX | 3:44:36 |
| 2004  | Robert Korzeniowski | POL | 3:38:46 | Denis Nizhegorodov  | RUS    | 3:42:50 | Aleksey Voyevodin  | RUS | 3:43:34 |
| 2008  | Alex Schwazer       | ITA | 3:37:09 | Jared Tallent       | AUS    | 3:39:27 | Denis Nizhegorodov | RUS | 3:40:14 |
| 2012✘ | Jared Tallent       | AUS | 3:36:53 | Si Tianfeng         | CHN    | 3:37:16 | Robert Heffernan   | IRL | 3:37:54 |
| 2016  | Matej Tóth          | SVK | 3:40:58 | Jared Tallent       | AUS    | 3:41:16 | Hiroki Arai        | JPN | 3:41:24 |

#### 4 x 100 Metres Relay

1896 to 1908: Not contested

|       |                         |       |                    |       |                    |       |
|-------|-------------------------|-------|--------------------|-------|--------------------|-------|
| 1912  | Great Britain & Ireland | 42.4  | Sweden             | 42.6  | -                  |       |
| 1920  | United States           | 42.2  | France             | 42.5  | Sweden             | 42.8  |
| 1924  | United States           | 41.0  | Great Britain & NI | 41.2  | Holland            | 41.8  |
| 1928  | United States           | 41.0  | Germany            | 41.2  | Great Britain & NI | 41.8  |
| 1932  | United States           | 40.10 | Germany            | 40.9  | Italy              | 41.2  |
| 1936  | United States           | 39.8  | Italy              | 41.13 | Germany            | 41.30 |
| 1948  | United States           | 40.7  | Great Britain & NI | 41.5  | Italy              | 41.8  |
| 1952  | United States           | 40.26 | USSR               | 40.58 | Hungary            | 40.83 |
| 1956  | United States           | 39.60 | USSR               | 39.93 | Germany            | 40.34 |
| 1960  | Germany                 | 39.66 | USSR               | 40.24 | Great Britain & NI | 40.32 |
| 1964  | United States           | 39.06 | Poland             | 39.36 | France             | 39.36 |
| 1968  | United States           | 38.24 | Cuba               | 38.40 | France             | 38.43 |
| 1972  | United States           | 38.19 | USSR               | 38.50 | FRG                | 38.79 |
| 1976  | United States           | 38.33 | GDR                | 38.66 | USSR               | 38.78 |
| 1980  | USSR                    | 38.26 | Poland             | 38.33 | France             | 38.53 |
| 1984  | United States           | 37.83 | Jamaica            | 38.62 | Canada             | 38.70 |
| 1988  | USSR                    | 38.19 | Great Britain & NI | 38.28 | France             | 38.40 |
| 1992  | United States           | 37.40 | Nigeria            | 37.98 | Cuba               | 38.00 |
| 1996  | Canada                  | 37.69 | United States      | 38.05 | Brazil             | 38.41 |
| 2000  | United States           | 37.61 | Brazil             | 37.90 | Cuba               | 38.04 |
| 2004  | Great Britain & NI      | 38.07 | United States      | 38.08 | Nigeria            | 38.23 |
| 2008○ | Jamaica                 | 37.10 | Trinidad & Tobago  | 38.06 | Japan              | 38.15 |
|       |                         |       |                    |       | 4th: Brazil        | 38.24 |
| 2012✘ | Jamaica                 | 36.84 | Trinidad & Tobago  | 38.12 | France             | 38.16 |
| 2016  | Jamaica                 | 37.27 | Japan              | 37.60 | Canada             | 37.64 |

#### 4 x 400 Metres Relay

1896 to 1906: Not contested

|       |                         |         |                    |         |                         |         |
|-------|-------------------------|---------|--------------------|---------|-------------------------|---------|
| 1912  | United States           | 3:16.6  | France             | 3:20.7  | Great Britain & Ireland | 3:23.2  |
| 1920  | Great Britain & Ireland | 3:22.2  | South Africa       | 3:24.2  | France                  | 3:23.9  |
| 1924  | United States           | 3:16.0  | Sweden             | 3:17.0  | Great Britain & NI      | 3:17.4  |
| 1928  | United States           | 3:14.2  | Germany            | 3:14.8  | Canada                  | 3:15.4  |
| 1932  | United States           | 3:08.14 | Great Britain & NI | 3:11.2  | Canada                  | 3:12.8  |
| 1936  | Great Britain & NI      | 3:09.0  | United States      | 3:11.0  | Germany                 | 3:11.8  |
| 1948  | United States           | 3:10.4  | France             | 3:14.8  | Sweden                  | 3:16.0  |
| 1952  | Jamaica                 | 3:04.04 | United States      | 3:04.21 | Germany                 | 3:06.78 |
| 1956  | United States           | 3:04.81 | Australia          | 3:06.19 | Great Britain & NI      | 3:07.19 |
| 1960  | United States           | 3:02.37 | Germany            | 3:02.84 | British West Indies     | 3:04.13 |
| 1964  | United States           | 3:00.7  | Great Britain & NI | 3:01.6  | Trinidad & Tobago       | 3:01.7  |
| 1968  | United States           | 2:56.16 | Kenya              | 2:59.64 | FRG                     | 3:00.57 |
| 1972  | Kenya                   | 2:59.83 | Great Britain & NI | 3:00.46 | France                  | 3:00.65 |
| 1976  | United States           | 2:58.65 | Poland             | 3:01.43 | FRG                     | 3:01.98 |
| 1980  | USSR                    | 3:01.08 | GDR                | 3:01.26 | Italy                   | 3:04.3  |
| 1984  | United States           | 2:57.91 | Great Britain & NI | 2:59.13 | Nigeria                 | 2:59.32 |
| 1988  | United States           | 2:56.16 | Jamaica            | 3:00.30 | FRG                     | 3:00.56 |
| 1992  | United States           | 2:55.74 | Cuba               | 2:59.51 | Great Britain & NI      | 2:59.73 |
| 1996  | United States           | 2:55.99 | Great Britain & NI | 2:56.60 | Jamaica                 | 2:59.42 |
| 2000✘ | Nigeria                 | 2:58.68 | Jamaica            | 2:58.78 | Bahamas                 | 2:59.23 |
| 2004  | United States           | 2:55.91 | Australia          | 3:00.60 | Nigeria                 | 3:00.90 |
| 2008✘ | United States           | 2:55.39 | Bahamas            | 2:58.03 | Great Britain & NI      | 2:58.81 |
| 2012  | Bahamas                 | 2:56.72 | United States      | 2:57.05 | Trinidad & Tobago       | 2:59.40 |
| 2016  | United States           | 2:57.30 | Jamaica            | 2:58.16 | Bahamas                 | 2:58.49 |

| YEAR  | GOLD                     |     |        | SILVER                  |     |       | BRONZE                  |     |       | Wind |
|---|--------------------------|-----|--------|-------------------------|-----|-------|-------------------------|-----|-------|------|
| <b>WOMEN (From 1928)</b>  |                          |     |        |                         |     |       |                         |     |       |      |
| <b>100 Metres</b>   |                          |     |        |                         |     |       |                         |     |       |      |
| 1928  | Betty Robinson           | USA | 12.2   | Fanny Rosenfeld         | CAN | 12.2  | Ethel Smith             | CAN | 12.3  |      |
| 1932  | Stella Walasiewicz       | POL | 11.9   | Hilda Strike            | CAN | 11.9  | Bille Von Bremen        | USA | 12.0  |      |
| 1936  | Helen Stephens           | USA | 11.5w  | Stella Walasiewicz      | POL | 11.7  | Käthe Krauss            | GER | 11.9  | 3.5  |
| 1948  | Fanny Blankers-Koen      | NED | 12.2   | Dorothy Manley          | GBR | 12.4  | Shirley Strickland      | AUS | 12.6  | <0   |
| 1952  | Marjorie Jackson         | AUS | 11.67  | Daphne Hasenjager       | RSA | 12.05 | Shirley Strickland      | AUS | 12.12 | 1.7  |
| 1956  | Betty Cuthbert           | AUS | 11.82  | Christa Stubnick        | GDR | 11.92 | Marlene Matthews        | AUS | 11.94 | -2.3 |
| 1960  | Wilma Rudolph            | USA | 11.18w | Dorothy Hyman           | GBR | 11.43 | Giuseppina Leone        | ITA | 11.48 | 2.8  |
| 1964  | Wyomia Tyus              | USA | 11.49  | Edith Maguire           | USA | 11.62 | Ewa Klobukowska         | POL | 11.64 | -1.2 |
| 1968  | Wyomia Tyus              | USA | 11.08  | Barbara Ferrell         | USA | 11.15 | Irena Szewińska         | POL | 11.19 | 1.2  |
| 1972  | Renate Stecher           | GDR | 11.07  | Raelene Boyle           | AUS | 11.23 | Silvia Chivás           | CUB | 11.24 | -0.2 |
| 1976  | Annegret Richter         | FRG | 11.08  | Renate Stecher          | GDR | 11.13 | Inge Helten             | FRG | 11.17 | 0.0  |
| 1980  | Lyudmila Kondratyeva     | URS | 11.06  | Marlies Göhr            | GDR | 11.07 | Ingrid Auerswald        | GDR | 11.14 | 1.0  |
| 1984  | Evelyn Ashford           | USA | 10.97  | Alice Brown             | USA | 11.13 | Merlene Ottey-Page      | JAM | 11.16 | -1.2 |
| 1988  | Florence Griffith Joyner | USA | 10.54w | Evelyn Ashford          | USA | 10.83 | Heike Drechsler         | GDR | 10.85 | 3.0  |
| 1992  | Gail Devers              | USA | 10.82  | Juliet Cuthbert         | JAM | 10.83 | Irina Privalova         | EUN | 10.84 | -1.0 |
| 1996  | Gail Devers              | USA | 10.94  | Merlene Ottey           | JAM | 10.94 | Gwen Torrence           | USA | 10.96 | -0.7 |
| 2000x*  | <b>Not allocated</b>     |     |        | Katerína Thánou         | GRE | 11.12 | Merlene Ottey           | JAM | 11.19 | -0.4 |
|   |                          |     |        | Tanya Lawrence          | JAM | 11.18 |                         |     |       |      |
| 2004  | Yuliya Nesterenko        | BLR | 10.93  | Lauryn Williams         | USA | 10.96 | Veronica Campbell       | JAM | 10.97 | 0.1  |
| 2008  | Shelly-Ann Fraser        | JAM | 10.78  | Sherone Simpson         | JAM | 10.98 |                         |     |       | 0.0  |
|   |                          |     |        | Kerron Stewart          | JAM | 10.98 |                         |     |       |      |
| 2012  | Shelly-Ann Fraser-Pryce  | JAM | 10.75  | Carmelita Jeter         | USA | 10.78 | Veronica Campbell-Brown | JAM | 10.81 | 1.5  |
| 2016  | Elaine Thompson          | JAM | 10.71  | Tori Bowie              | USA | 10.83 | Shelly-Ann Fraser-Pryce | JAM | 10.86 | 0.5  |
| * This race was originally won in 10.75 by Marion Jones USA who in 2008 admitted to doping violations and was disqualified. Original silver medallist Katerina Thanou GRE has not been upgraded to gold medal status and remains silver medallist alongside Tanya Lawrence JAM who was promoted from bronze. In December 2009, the IOC spokesman Mark Adams explained that Thanou "disgraced herself and the Olympic movement by avoiding three doping tests ... she admitted anti-doping violations when she accepted a two-year suspension from the IAAF. The rankings in the actual race are a matter for the IAAF, and they are changed, but the actual awarding of any medal is not a right. Therefore, in this case, it will not happen. It is felt that with her conduct, she did not deserve to be honoured with this recognition." |                          |     |        |                         |     |       |                         |     |       |      |
| <b>200 Metres</b>   |                          |     |        |                         |     |       |                         |     |       |      |
| 1928 to 1936: Not contested   |                          |     |        |                         |     |       |                         |     |       |      |
| 1948*   | Fanny Blankers-Koen      | NED | 24.4   | Audrey Williamson       | GBR | 25.2  | Audrey Patterson        | USA | 25.3  | 0.0  |
| 1952  | Marjorie Jackson         | AUS | 23.89  | Bertha Brouwer          | NED | 24.25 | Nadyezhda Khnykina      | URS | 24.37 |      |
| 1956  | Betty Cuthbert           | AUS | 23.55  | Christa Stubnick        | GER | 23.89 | Marlene Mathews         | AUS | 24.10 |      |
| 1960  | Wilma Rudolph            | USA | 24.13  | Jutta Heine             | GER | 24.58 | Dorothy Hyman           | GBR | 24.82 | <0.0 |
| 1964  | Edith Maguire            | USA | 23.05  | Irena Kirszenstein      | POL | 23.13 | Marilyn Black           | AUS | 23.18 | 0.8  |
| 1968  | Irena Szewińska          | POL | 22.58  | Raelene Boyle           | AUS | 22.74 | Jennifer Lamy           | AUS | 22.88 | 2.0  |
| 1972  | Renate Stecher           | GDR | 22.40  | Raelene Boyle           | AUS | 22.45 | Irena Szewińska         | POL | 22.74 | 1.1  |
| 1976  | Bärbel Eckert            | GDR | 22.37  | Annegret Richter        | FRG | 22.39 | Renate Stecher          | GDR | 22.47 | 0.0  |
| 1980  | Bärbel Wöckel            | GDR | 22.03  | Natalya Bochina         | URS | 22.19 | Merlene Ottey           | JAM | 22.20 | 1.5  |
| 1984  | Valerie Brisco-Hooks     | USA | 21.81  | Florence Griffith       | USA | 22.04 | Merlene Ottey-Page      | JAM | 22.09 | -0.1 |
| 1988  | Florence Griffith Joyner | USA | 21.34  | Grace Jackson           | JAM | 21.72 | Heike Drechsler         | GDR | 21.95 | 1.3  |
| 1992  | Gwen Torrence            | USA | 21.81  | Juliet Cuthbert         | JAM | 22.02 | Merlene Ottey           | JAM | 22.09 | -0.6 |
| 1996  | Marie-José Pérec         | FRA | 22.12  | Merlene Ottey           | JAM | 22.24 | Mary Onyali             | NGR | 22.38 | 0.3  |
| 2000x   | Pauline Davis            | BAH | 22.27  | Susanthika Jayasinghe   | SRI | 22.28 | Beverley McDonald       | JAM | 22.35 | 0.7  |
| 2004  | Veronica Campbell        | JAM | 22.05  | Allyson Felix           | USA | 22.18 | Debbie Ferguson         | BAH | 22.30 | 0.8  |
| 2008  | Veronica Campbell-Brown  | JAM | 21.74  | Allyson Felix           | USA | 21.93 | Kerron Stewart          | JAM | 22.00 | 0.6  |
| 2012  | Allyson Felix            | USA | 21.88  | Shelly-Ann Fraser-Pryce | JAM | 22.09 | Carmelita Jeter         | USA | 22.14 | -0.2 |
| 2016  | Elaine Thompson          | JAM | 21.78  | Dafne Schippers         | NED | 21.88 | Tori Bowie              | USA | 22.15 | -0.1 |
| * Photo-finish subsequently revealed that Shirley Strickland (AUS) placed third ahead of Patterson  |                          |     |        |                         |     |       |                         |     |       |      |
| <b>400 Metres</b>   |                          |     |        |                         |     |       |                         |     |       |      |
| 1928 to 1960: Not contested   |                          |     |        |                         |     |       |                         |     |       |      |
| 1964  | Betty Cuthbert           | AUS | 52.01  | Ann Packer              | GBR | 52.20 | Judy Amoore             | AUS | 53.4  |      |
| 1968  | Colette Besson           | FRA | 52.03  | Lillian Board           | GBR | 52.12 | Natalya Pechonkina      | URS | 52.25 |      |
| 1972  | Monika Zehrt             | GDR | 51.08  | Rita Wilden             | FRG | 51.21 | Kathy Hammond           | USA | 51.64 |      |
| 1976  | Irena Szewińska          | POL | 49.28  | Christina Brehmer       | GDR | 50.51 | Ellen Streidt           | GDR | 50.55 |      |
| 1980  | Marita Koch              | GDR | 48.88  | Jarmila Kratochvílová   | CZE | 49.46 | Christina Lathan        | GDR | 49.66 |      |
| 1984  | Valerie Brisco-Hooks     | USA | 48.83  | Chandra Cheeseborough   | USA | 49.05 | Kathy Cook              | GBR | 49.43 |      |
| 1988  | Olga Bryzgina            | URS | 48.65  | Petra Müller            | GDR | 49.45 | Olga V. Nazarova        | URS | 49.90 |      |
| 1992  | Marie-José Pérec         | FRA | 48.83  | Olga Bryzgina           | EUN | 49.05 | Ximena Restrepo         | COL | 49.64 |      |
| 1996  | Marie-José Pérec         | FRA | 48.25  | Cathy Freeman           | AUS | 48.63 | Falilat Ogunkoya        | NGR | 49.10 |      |
| 2000  | Cathy Freeman            | AUS | 49.11  | Lorraine Graham         | JAM | 49.58 | Katharine Merry         | GBR | 49.72 |      |
| 2004  | Tonique Williams-Darling | BAH | 49.41  | Ana Guevar              | MEX | 49.56 | Natalya Antyukh         | RUS | 49.89 |      |
| 2008  | Christine Ohuruogu       | GBR | 49.62  | Shericka Williams       | JAM | 49.69 | Sanya Richards          | USA | 49.93 |      |
| 2012  | Sanya Richards-Ross      | USA | 49.55  | Christine Ohuruogu      | GBR | 49.70 | Deedee Trotter          | USA | 49.72 |      |
| 2016  | Shaunae Miller           | BAH | 49.44  | Allyson Felix           | USA | 49.51 | Shericka Jackson        | JAM | 49.85 |      |

| YEAR  | GOLD                     |     | SILVER   |                       | BRONZE |          |                      |     |          |
|---|--------------------------|-----|----------|-----------------------|--------|----------|----------------------|-----|----------|
| <b>800 Metres</b>   |                          |     |          |                       |        |          |                      |     |          |
| 1928  | Lina Radke               | GER | 2:16.8   | Kinuye Hitomi         | JPN    | 2:17.6   | Inga Gentzel         | SWE | 2:18.8   |
| <i>1932 to 1956: Not contested</i>                              |                          |     |          |                       |        |          |                      |     |          |
| 1960  | Lyudmila Shevtsova       | URS | 2:04.50  | Brenda Jones          | AUS    | 2:04.58  | Ursula Donath        | GDR | 2:05.73  |
| 1964  | Ann Packer               | GBR | 2:01.1   | Maryvonne Dupureur    | FRA    | 2:01.9   | Marise Chamberlain   | NZL | 2:02.8   |
| 1968  | Madeline Manning         | USA | 2:00.92  | Ilona Silai           | ROU    | 2:02.58  | Maria Gommers        | NED | 2:02.63  |
| 1972  | Hildegard Falck          | FRG | 1:58.55  | Niolé Sabaité         | URS    | 1:58.65  | Gunhild Hoffmeister  | GDR | 1:59.19  |
| 1976  | Tatyana Kazankina        | URS | 1:54.94  | Nikolina Shtereva     | BUL    | 1:55.42  | Elfi Zinn            | GDR | 1:55.60  |
| 1980  | Nadyezhda Olizarenko     | URS | 1:53.43  | Olga Mineyeva         | URS    | 1:54.81  | Tatyana Providokhina | URS | 1:55.46  |
| 1984  | Doina Melinte            | ROU | 1:57.60  | Kim Gallagher         | USA    | 1:58.63  | Fița Lovin           | ROU | 1:58.83  |
| 1988  | Sigrun Wodars            | GDR | 1:56.10  | Christine Wachtel     | GDR    | 1:56.64  | Kim Gallagher        | USA | 1:56.91  |
| 1992  | Ellen van Langen         | NED | 1:55.54  | Liliya Nurutdinova    | EUN    | 1:55.99  | Ana Quirot           | CUB | 1:56.80  |
| 1996  | Svetlana Masterkova      | RUS | 1:57.73  | Ana Quirot            | CUB    | 1:58.11  | Maria Mutola         | MOZ | 1:58.71  |
| 2000  | Maria Mutola             | MOZ | 1:56.15  | Stephanie Graf        | AUT    | 1:56.64  | Kelly Holmes         | GBR | 1:56.80  |
| 2004  | Kelly Holmes             | GBR | 1:56.38  | Hasna Benhassi        | MAR    | 1:56.43  | Jolanda Čeplak       | SLO | 1:56.43  |
| 2008  | Pamela Jelimo            | KEN | 1:54.87  | Janeth Jepkosgei      | KEN    | 1:56.07  | Hasna Benhassi       | MAR | 1:56.73  |
| <i>Podium awaiting confirmation as at June 30, 2017:</i>        |                          |     |          |                       |        |          |                      |     |          |
| 2012 ✕  | Caster Semenya           | RSA | 1:57.23  | Yekaterina Poistogova | RUS    | 1:57.53  | Pamela Jelimo        | KEN | 1:57.59  |
| 2016  | Caster Semenya           | RSA | 1:55.28  | Francine Niyonsaba    | BDI    | 1:56.49  | Margaret Wambui      | KEN | 1:56.89  |
| <b>1500 Metres</b>  |                          |     |          |                       |        |          |                      |     |          |
| <i>1928 to 1968: Not contested</i>                              |                          |     |          |                       |        |          |                      |     |          |
| 1972  | Lyudmila Bragina         | URS | 4:01.38  | Gunhild Hoffmeister   | GDR    | 4:02.83  | Paola Cacchi         | ITA | 4:02.85  |
| 1976  | Tatyana Kazankina        | URS | 4:05.48  | Gunhild Hoffmeister   | GDR    | 4:06.02  | Ulrike Klapezynski   | GDR | 4:06.09  |
| 1980  | Tatyana Kazankina        | URS | 3:56.56  | Christiane Wartenberg | GDR    | 3:57.71  | Nadyezhda Olizarenko | URS | 3:59.52  |
| 1984  | Gabriella Dorio          | ITA | 4:03.25  | Doina Melinte         | ROU    | 4:03.76  | Maricica Puică       | ROU | 4:04.15  |
| 1988  | Paula Ivan               | ROU | 3:53.96  | Laima Baikauskaitė    | URS    | 4:00.24  | Tatyana Samolenko    | URS | 4:00.30  |
| 1992  | Hassiba Boulmerka        | ALG | 3:55.30  | Lyudmila Rogachova    | EUN    | 3:56.91  | Qu Yunxia            | CHN | 3:57.08  |
| 1996  | Svetlana Masterkova      | RUS | 4:00.83  | Gabriela Szabo        | ROU    | 4:01.54  | Theresia Kiesl       | AUT | 4:03.02  |
| 2000  | Nouria Mérah-Benida      | ALG | 4:05.10  | Violeta Szekely       | ROU    | 4:05.15  | Gabriela Szabo       | ROU | 4:05.27  |
| 2004  | Kelly Holmes             | GBR | 3:57.90  | Tatyana Tomashova     | RUS    | 3:58.12  | Maria Cioncan        | ROU | 3:58.39  |
| 2008  | Nancy Jebet Lagat        | KEN | 4:00.23  | Iryna Lishchynska     | UKR    | 4:01.63  | Nataliya Tobias      | UKR | 4:01.78  |
| <i>Podium awaiting confirmation as at June 30, 2017:</i>        |                          |     |          |                       |        |          |                      |     |          |
| 2012 ✕  | Maryam Jamal             | BRN | 4:10.74  | Tatyana Tomashova     | RUS    | 4:10.90  | Abeba Aregawi        | ETH | 4:11.03  |
| 2016  | Faith Kipyegon           | KEN | 4:08.92  | Genzebe Dibaba        | ETH    | 4:10.27  | Jennifer Simpson     | USA | 4:10.53  |
| <b>3000/5000 Metres</b>   |                          |     |          |                       |        |          |                      |     |          |
| <i>1928 to 1980: Not contested; replaced by 5000m from 1996</i> |                          |     |          |                       |        |          |                      |     |          |
| 1984  | Maricica Puică           | ROU | 8:35.96  | Wendy Sly             | GBR    | 8:39.47  | Lynn Williams        | CAN | 8:42.14  |
| 1988  | Tatyana Samolenko        | URS | 8:26.53  | Paula Ivan            | ROU    | 8:27.15  | Yvonne Murray        | GBR | 8:29.02  |
| 1992  | Yelena Romanova          | EUN | 8:46.04  | Tatyana Dorovskikh    | EUN    | 8:46.85  | Angela Chalmers      | CAN | 8:47.22  |
| 1996  | Wang Junxia              | CHN | 14:59.88 | Pauline Konga         | KEN    | 15:03.49 | Roberta Brunet       | ITA | 15:07.52 |
| 2000  | Gabriela Szabo           | ROU | 14:40.79 | Sonia O'Sullivan      | IRL    | 14:41.02 | Gete Wami            | ETH | 14:42.23 |
| 2004  | Meseret Defar            | ETH | 14:45.65 | Isabella Ochichi      | KEN    | 14:48.19 | Tirunesh Dibaba      | ETH | 14:51.83 |
| 2008 ✕  | Tirunesh Dibaba          | ETH | 15:41.40 | Meseret Defar         | ETH    | 15:44.12 | Sylvia Kibet         | KEN | 15:44.96 |
| 2012  | Meseret Defar            | ETH | 15:04.25 | Vivian Cheruiyot      | KEN    | 15:04.73 | Tirunesh Dibaba      | ETH | 15:05.15 |
| 2016  | Vivian Cheruiyot         | KEN | 14:26.17 | Hellen Obiri          | KEN    | 14:29.77 | Almaz Ayana          | ETH | 14:33.59 |
| <b>10,000 Metres</b>  |                          |     |          |                       |        |          |                      |     |          |
| <i>1928 to 1984: Not contested</i>                              |                          |     |          |                       |        |          |                      |     |          |
| 1988  | Olga Bondarenko          | URS | 31:05.21 | Liz McColgan          | GBR    | 31:08.44 | Yelena Zhupiyova     | URS | 31:19.82 |
| 1992  | Derartu Tulu             | ETH | 31:06.02 | Elana Meyer           | RSA    | 31:11.75 | Lynn Jennings        | USA | 31:19.89 |
| 1996  | Fernanda Ribeiro         | POR | 31:01.63 | Wang Junxia           | CHN    | 31:02.58 | Gete Wami            | ETH | 31:06.65 |
| 2000  | Derartu Tulu             | ETH | 30:17.49 | Gete Wami             | ETH    | 30:22.48 | Fernanda Ribeiro     | POR | 30:22.88 |
| 2004  | Xing Huina               | CHN | 30:24.36 | Ejegayehu Dibaba      | ETH    | 30:24.98 | Derartu Tulu         | ETH | 30:26.42 |
| 2008 ✕  | Tirunesh Dibaba          | ETH | 29:54.66 | Shalane Flanagan      | USA    | 30:22.22 | Linet Masai          | KEN | 30:26.50 |
| 2012  | Tirunesh Dibaba          | ETH | 30:20.75 | Sally Kipyego         | KEN    | 30:26.37 | Vivian Cheruiyot     | KEN | 30:30.44 |
| 2016  | Almaz Ayana              | ETH | 29:17.45 | Vivian Cheruiyot      | KEN    | 29:32.53 | Tirunesh Dibaba      | ETH | 29:42.56 |
| <b>Marathon</b>   |                          |     |          |                       |        |          |                      |     |          |
| <i>1928 to 1980: Not contested</i>                              |                          |     |          |                       |        |          |                      |     |          |
| 1984  | Joan Benoit              | USA | 2:24:52  | Grete Waitz           | NOR    | 2:26:18  | Rosa Mota            | POR | 2:26:57  |
| 1988  | Rosa Mota                | POR | 2:25:40  | Lisa Martin           | AUS    | 2:25:53  | Katrin Dörre         | GDR | 2:26:21  |
| 1992  | Valentina Yegorova       | EUN | 2:32:41  | Yuko Arimori          | JPN    | 2:32:49  | Lorraine Moller      | NZL | 2:33:59  |
| 1996  | Fatuma Roba              | ETH | 2:26:05  | Valentina Yegorova    | RUS    | 2:28:05  | Yuko Arimori         | JPN | 2:28:39  |
| 2000  | Naoko Takahashi          | JPN | 2:23:14  | Lidia Simon           | ROU    | 2:23:22  | Joyce Chepchumba     | KEN | 2:24:45  |
| 2004  | Mizuki Noguchi           | JPN | 2:26:20  | Catherine Ndereba     | KEN    | 2:26:32  | Deena Kastor         | USA | 2:27:20  |
| 2008  | Constantina Tomescu-Diță | ROU | 2:26:44  | Catherine Ndereba     | KEN    | 2:27:06  | Zhou Chunxiu         | CHN | 2:27:07  |
| 2012  | Tiki Gelana              | ETH | 2:23:07  | Priscah Jeptoo        | KEN    | 2:23:12  | Tatyana Arkhipova    | RUS | 2:23:29  |
| 2016  | Jemima Sumgong           | KEN | 2:24:04  | Eunice Jepkirui       | BRN    | 2:24:13  | Mare Dibaba          | ETH | 2:24:30  |



| YEAR                               | GOLD |                          | SILVER |                    | BRONZE                  |     | Wind    |                         |     |         |      |
|------------------------------------|------|--------------------------|--------|--------------------|-------------------------|-----|---------|-------------------------|-----|---------|------|
| <b>3000 Metres Steeplechase</b>    |      |                          |        |                    |                         |     |         |                         |     |         |      |
| <i>1928 to 2004: Not contested</i> |      |                          |        |                    |                         |     |         |                         |     |         |      |
| 2008                               | ✘    | Gulnara Samitova-Galkina | RUS    | 8:58.81            | Eunice Jepkorir         | KEN | 9:07.41 | Tatyana Petrova         | RUS | 9:12.33 |      |
| 2012                               | ✘    | Habiba Ghribi            | TUN    | 9:08.37            | Sofia Assefa            | ETH | 9:09.84 | Milcah Chemos           | KEN | 9:09.88 |      |
| 2016                               |      | Ruth Jebet               | BRN    | 8:59.75            | Hyvin Jepkemoi          | KEN | 9:07.12 | Emma Coburn             | USA | 9:07.63 |      |
| <b>80/100 Metres Hurdles</b>       |      |                          |        |                    |                         |     |         |                         |     |         |      |
| <i>100 Metres from 1972</i>        |      |                          |        |                    |                         |     |         |                         |     |         |      |
| 1928                               |      | Not contested            |        |                    |                         |     |         |                         |     |         |      |
| 1932                               |      | Mildred Didrikson        | USA    | 11.7               | Evelyne Hall            | USA | 11.7    | Marjorie Clark          | RSA | 11.8    |      |
| 1936                               |      | Trebisonda Valla         | ITA    | 11.75              | Anny Steuer             | GER | 11.81   | Elizabeth Taylor        | CAN | 11.82   | 1.4  |
| 1948                               |      | Fanny Blankers-Koen      | NED    | 11.4               | Maureen Gardner         | GBR | 11.5    | Shirley Strickland      | AUS | 11.5    | 1.9  |
| 1952                               |      | Shirley Strickland       | AUS    | 11.01              | Mariya Golubnichaya     | URS | 11.24   | Maria Sander            | GER | 11.38   |      |
| 1956                               |      | Shirley Strickland       | AUS    | 10.96              | Gisela Köhler           | GER | 11.12   | Norma Thrower           | AUS | 11.25   | -1.3 |
| 1960                               |      | Irina Press              | URS    | 10.93              | Carole Quinton          | GBR | 10.99   | Gisela Birkemeyer       | GER | 11.13   | 0.0  |
| 1964                               |      | Karin Balzer             | GER    | 10.54 <sup>w</sup> | Teresa Ciepla           | POL | 10.55   | Pam Kilborn             | AUS | 10.56   | 2.3  |
| 1968                               |      | Maureen Caird            | AUS    | 10.39              | Pam Kilborn             | AUS | 10.46   | Chi Cheng               | TPE | 10.51   | 0.0  |
| 1972                               |      | Annelie Ehrhardt         | GDR    | 12.59              | Valeria Bufanu          | ROU | 12.84   | Karin Balzer            | GDR | 12.90   | -0.6 |
| 1976                               |      | Johanna Schaller         | GDR    | 12.77              | Tatyana Anisimova       | URS | 12.78   | Natalya Lebedeva        | URS | 12.80   | 0.0  |
| 1980                               |      | Vera Komisova            | URS    | 12.56              | Johanna Klier           | GDR | 12.63   | Lucyna Langer           | POL | 12.65   | 1.0  |
| 1984                               |      | Benita Fitzgerald-Brown  | USA    | 12.84              | Shirley Strong          | GBR | 12.88   | Kim Turner              | USA | 13.06   | -0.7 |
|                                    |      |                          |        |                    |                         |     |         | Michèle Chardonnet      | FRA | 13.06   |      |
| 1988                               |      | Yordanka Donkova         | BUL    | 12.38              | Gloria Siebert          | GDR | 12.61   | Claudia Zaczkiewicz     | FRG | 12.75   | 0.2  |
| 1992                               |      | Voula Patoulidou         | GRE    | 12.64              | LaVonna Martin          | USA | 12.69   | Yordanka Donkova        | BUL | 12.70   | 0.4  |
| 1996                               |      | Ludmila Engquist         | SWE    | 12.58              | Brigita Bukovec         | SLO | 12.59   | Patricia Girard-Léno    | FRA | 12.65   | 0.2  |
| 2000                               |      | Olga Shishigina          | KAZ    | 12.65              | Glory Alozie            | NGR | 12.68   | Melissa Morrison        | USA | 12.76   | 0.0  |
| 2004                               |      | Joanna Hayes             | USA    | 12.37              | Yelena Krasovska        | UKR | 12.45   | Melissa Morrison        | USA | 12.56   | 1.5  |
| 2008                               |      | Dawn Harper              | USA    | 12.54              | Sally McLellan          | AUS | 12.64   | Priscilla Lopes-Schliep | CAN | 12.64   | 0.1  |
| 2012                               |      | Sally Pearson            | AUS    | 12.35              | Dawn Harper             | USA | 12.37   | Kellie Wells            | USA | 12.48   | -0.2 |
| 2016                               |      | Brianna Rollins          | USA    | 12.48              | Nia Ali                 | USA | 12.59   | Kristi Castlin          | USA | 12.61   | 0.0  |
| <b>400 Metres Hurdles</b>          |      |                          |        |                    |                         |     |         |                         |     |         |      |
| <i>1928 to 1980: Not contested</i> |      |                          |        |                    |                         |     |         |                         |     |         |      |
| 1984                               |      | Nawal El Moutawakel      | MAR    | 54.61              | Judi Brown              | USA | 55.20   | Cristiana Cojocar       | ROU | 55.41   |      |
| 1988                               |      | Debbie Flintoff-King     | AUS    | 53.17              | Tatyana Ledovskaya      | URS | 53.18   | Ellen Fiedler           | GDR | 53.63   |      |
| 1992                               |      | Sally Gunnell            | GBR    | 53.23              | Sandra Farmer-Patrick   | USA | 53.69   | Janeene Vickers         | USA | 54.31   |      |
| 1996                               |      | Deon Hemmings            | JAM    | 52.82              | Kim Batten              | USA | 53.08   | Tonja Buford-Bailey     | USA | 53.22   |      |
| 2000                               |      | Irina Privalova          | RUS    | 53.02              | Deon Hemmings           | JAM | 53.45   | Nezha Bidouane          | MAR | 53.57   |      |
| 2004                               |      | Faní Halkiá              | GRE    | 52.82              | Ionela Tirlea-Manolache | ROU | 53.38   | Tatyana Tereshchuk      | UKR | 53.44   |      |
| 2008                               |      | Melaine Walker           | JAM    | 52.64              | Sheena Tosta            | USA | 53.70   | Tasha Danvers           | GBR | 53.84   |      |
| 2012                               |      | Natalya Antyukh          | RUS    | 52.70              | Lashinda Demus          | USA | 52.77   | Zuzana Hejnová          | CZE | 53.38   |      |
| 2016                               |      | Dalilah Muhammad         | USA    | 53.13              | Sara Slott Petersen     | DEN | 53.55   | Ashley Spencer          | USA | 53.72   |      |
| <b>High Jump</b>                   |      |                          |        |                    |                         |     |         |                         |     |         |      |
| 1928                               |      | Ethel Catherwood         | CAN    | 1.59               | Carolina Gisolf         | NED | 1.56    | Mildred Wiley           | USA | 1.56    |      |
| 1932                               |      | Jean Shiley              | USA    | 1.65               | Mildred Didrikson       | USA | 1.65    | Eva Dawes               | CAN | 1.60    |      |
| 1936                               |      | Ibolya Csák              | HUN    | 1.60               | Dorothy Odam            | GBR | 1.60    | Elfriede Kaun           | GER | 1.60    |      |
| 1948                               |      | Alice Coachman           | USA    | 1.68               | Dorothy Tyler           | GBR | 1.68    | Micheline Ostermeyer    | FRA | 1.61    |      |
| 1952                               |      | Esther Brand             | RSA    | 1.67               | Sheila Lerwill          | GBR | 1.65    | Aleksandra Chudina      | URS | 1.63    |      |
| 1956                               |      | Mildred McDaniel         | USA    | 1.76               | Maria Pisareva          | URS | 1.67    |                         |     |         |      |
|                                    |      |                          |        |                    | Thelma Hopkins          | GBR | 1.67    |                         |     |         |      |
| 1960                               |      | Iolanda Balaş            | ROU    | 1.85               | Jar. Józwiakowska       | POL | 1.71    |                         |     |         |      |
|                                    |      |                          |        |                    | Dorothy Shirley         | GBR | 1.71    |                         |     |         |      |
| 1964                               |      | Iolanda Balaş            | ROU    | 1.90               | Michele Brown           | AUS | 1.80    | Taisiya Chenchik        | URS | 1.78    |      |
| 1968                               |      | Miloslava Rezková        | CZE    | 1.82               | Antonina Okorokova      | URS | 1.80    | Valentina Kozyr         | URS | 1.80    |      |
| 1972                               |      | Ulrike Meyfarth          | FRG    | 1.92               | Yordanka Blagoeva       | BUL | 1.88    | Ilona Gusenbauer        | AUT | 1.88    |      |
| 1976                               |      | Rosemarie Ackermann      | GDR    | 1.93               | Sara Simeoni            | ITA | 1.91    | Yordanka Blagoeva       | BUL | 1.91    |      |
| 1980                               |      | Sara Simeoni             | ITA    | 1.97               | Urszula Kielan          | POL | 1.94    | Jutta Kirst             | GDR | 1.94    |      |
| 1984                               |      | Ulrike Meyfarth          | FRG    | 2.02               | Sara Simeoni            | FRG | 2.00    | Joni Huntley            | USA | 1.97    |      |
| 1988                               |      | Louise Ritter            | USA    | 2.03               | Stefka Kostadinova      | BUL | 2.01    | Tamara Bykova           | URS | 1.99    |      |
| 1992                               |      | Heike Henkel             | GER    | 2.02               | Alina Astafei           | ROU | 2.00    | Ioamnet Quintero        | CUB | 1.97    |      |
| 1996                               |      | Stefka Kostadinova       | BUL    | 2.05               | Niki Bakoyianni         | GRE | 2.03    | Inga Babakova           | UKR | 2.01    |      |
| 2000                               |      | Yelena Yelesina          | RUS    | 2.01               | Hestrie Cloete          | RSA | 2.01    | Oana Pantelimon         | ROU | 1.99    |      |
|                                    |      |                          |        |                    |                         |     |         | Kajsa Bergqvist         | SWE | 1.99    |      |
| 2004                               |      | Yelena Slesarenko        | RUS    | 2.06               | Hestrie Cloete          | RSA | 2.02    | Viktoriya Styopina      | UKR | 2.02    |      |
| 2008                               | ○    | Tia Hellebaut            | BEL    | 2.05               | Blanka Vlašić           | CRO | 2.05    | Anna Chicherova         | RUS | 2.03    |      |
|                                    |      |                          |        |                    |                         |     |         | 4th: Chaunté Lowe       | USA | 1.97    |      |
| 2012                               |      | Anna Chicherova          | RUS    | 2.05               | Brigetta Barrett        | USA | 2.03    | Svetlana Shkolina       | RUS | 2.03    |      |
| 2016                               |      | Ruth Beitia              | ESP    | 1.97               | Mirela Demireva         | BUL | 1.97    | Blanka Vlašić           | CRO | 1.97    |      |

| YEAR | GOLD |  |  | SILVER |  |  | BRONZE |  |  |
|------|------|--|--|--------|--|--|--------|--|--|
|------|------|--|--|--------|--|--|--------|--|--|

**Pole Vault***1928 to 1996: Not contested*

|      |                     |     |      |                    |     |      |                    |     |      |
|------|---------------------|-----|------|--------------------|-----|------|--------------------|-----|------|
| 2000 | Stacy Dragila       | USA | 4.60 | Tatiana Grigorieva | AUS | 4.55 | Vala Flosadóttir   | ISL | 4.50 |
| 2004 | Yelena Isinbaeva    | RUS | 4.91 | Svetlana Feofanova | RUS | 4.75 | Anna Rogowska      | POL | 4.70 |
| 2008 | Yelena Isinbaeva    | RUS | 5.05 | Jenn Stuczynski    | USA | 4.80 | Svetlana Feofanova | RUS | 4.75 |
| 2012 | Jenn Suhr           | USA | 4.75 | Yarisley Silva     | CUB | 4.75 | Yelena Isinbaeva   | RUS | 4.70 |
| 2016 | Ekaterini Stefanídi | GRE | 4.85 | Sandi Morris       | USA | 4.85 | Eliza McCartney    | NZL | 4.80 |

**Long Jump***1928 to 1936: Not contested*

|       |                      |     |       |                     |     |      |                      |     |       |
|-------|----------------------|-----|-------|---------------------|-----|------|----------------------|-----|-------|
| 1948  | Olga Gyarmati        | HUN | 5.695 | Noémi de Portela    | ARG | 5.60 | Ann-Britt Leyman     | SWE | 5.575 |
| 1952  | Yvette Williams      | NZL | 6.24  | Aleksandra Chudina  | URS | 6.14 | Shirley Cawley       | GBR | 5.92  |
| 1956  | Elżbieta Krzesińska  | POL | 6.35  | Willye White        | USA | 6.09 | Nadyezda Dvalishvili | URS | 6.07  |
| 1960  | Vera Krepkina        | URS | 6.37  | Elzbieta Krzesinska | POL | 6.27 | Hildrun Claus        | GDR | 6.21  |
| 1964  | Mary Rand            | GBR | 6.76  | Irena Kirszenstein  | POL | 6.60 | Tatyana Shchelkanova | URS | 6.42  |
| 1968  | Viorica Viscopoleanu | ROU | 6.82  | Sheila Sherwood     | GBR | 6.68 | Tatyana Talysheva    | URS | 6.66  |
| 1972  | Heide Rosendahl      | FRG | 6.78  | Diana Yorgova       | BUL | 6.77 | Eva Suranová         | CZE | 6.67  |
| 1976  | Angela Voigt         | GDR | 6.72  | Kathy McMillan      | USA | 6.66 | Lidiya Alfeyeva      | URS | 6.60  |
| 1980  | Tatyana Kolpakova    | URS | 7.06  | Brigitte Wujak      | GDR | 7.04 | Tatyana Skatchko     | URS | 7.01  |
| 1984  | Anișoara Stanciu     | ROU | 6.96  | Valy Ionescu        | ROU | 6.81 | Sue Hearnshaw        | GBR | 6.80w |
| 1988  | Jackie Joyner-Kersey | USA | 7.40  | Heike Drechsler     | GDR | 7.22 | Galina Chistyakova   | URS | 7.11  |
| 1992  | Heike Drechsler      | GER | 7.14  | Inessa Kravets      | EUN | 7.12 | Jackie Joyner-Kersey | USA | 7.07  |
| 1996  | Chioma Ajunwa        | NGR | 7.12  | Fiona May           | ITA | 7.02 | Jackie Joyner-Kersey | USA | 7.00  |
| 2000✕ | Heike Drechsler      | GER | 6.99  | Fiona May           | ITA | 6.92 | Tatyana Kotova       | RUS | 6.83  |
| 2004  | Tatyana Lebedeva     | RUS | 7.07  | Irina Simagina      | RUS | 7.05 | Tatyana Kotova       | RUS | 7.05  |
| 2008○ | Maurren Higa Maggi   | BRA | 7.04  | Tatyana Lebedeva    | RUS | 7.03 | Blessing Okagbare    | NGR | 6.91  |
|       |                      |     |       |                     |     |      | 4th: Chelsea Hammond | USA | 6.79  |
| 2012  | Brittney Reese       | USA | 7.12  | Yelena Sokolova     | RUS | 7.07 | Janay DeLoach        | USA | 6.89  |
| 2016  | Tianna Bartoletta    | USA | 7.17  | Brittany Reese      | USA | 7.15 | Ivana Španović       | SRB | 7.08  |

**Triple Jump***1928 to 1992: Not contested*

|        |                   |     |       |                   |     |       |                       |     |       |
|--------|-------------------|-----|-------|-------------------|-----|-------|-----------------------|-----|-------|
| 1996   | Inessa Kravets    | UKR | 15.33 | Inna Lasovskaya   | RUS | 14.98 | Šárka Kašpárková      | CZE | 14.98 |
| 2000   | Tereza Marinova   | BUL | 15.20 | Tatyana Lebedeva  | RUS | 15.00 | Yelena Govorova       | UKR | 14.96 |
| 2004   | Françoise Mbango  | CMR | 15.30 | Hrysopiýi Devetzí | GRE | 15.25 | Tatyana Lebedeva      | RUS | 15.14 |
| 2008✕○ | Françoise Mbango  | CMR | 15.39 | Tatyana Lebedeva  | RUS | 15.32 | Olga Rypakova         | KAZ | 15.11 |
|        |                   |     |       |                   |     |       | 4th: Yargelis Savigne | CUB | 15.05 |
| 2012   | Olga Rypakova     | KAZ | 14.98 | Caterina Ibargüen | COL | 14.80 | Olga Saladukha        | UKR | 14.79 |
| 2016   | Caterine Ibargüen | COL | 15.17 | Yulimar Rojas     | VEN | 14.98 | Olga Rypakova         | KAZ | 14.74 |

**Shot Put***1928 to 1936: Not contested*

|        |                      |     |       |                       |     |       |                         |     |       |
|--------|----------------------|-----|-------|-----------------------|-----|-------|-------------------------|-----|-------|
| 1948   | Micheline Ostermeyer | FRA | 13.75 | Amelia Piccinini      | ITA | 13.09 | Ina Schäffer            | AUT | 13.08 |
| 1952   | Galina Zybina        | URS | 15.28 | Marianne Werner       | GER | 14.57 | Klavdiya Tochonova      | URS | 14.50 |
| 1956   | Tamara Tyshkevich    | URS | 16.59 | Galina Zybina         | URS | 16.53 | Marianne Werner         | GER | 15.61 |
| 1960   | Tamara Press         | URS | 17.32 | Johanna Lüttge        | GER | 16.61 | Earlene Brown           | USA | 16.42 |
| 1964   | Tamara Press         | URS | 18.14 | Renate Garisch        | GER | 17.61 | Galina Zybina           | URS | 17.45 |
| 1968   | Margitta Gummel      | GDR | 19.61 | Marita Lange          | GDR | 18.78 | Nadyezda Chizhova       | URS | 18.19 |
| 1972   | Nadyezda Chizhova    | URS | 21.03 | Margitta Gummel       | GDR | 20.22 | Ivanka Khristova        | BUL | 19.35 |
| 1976   | Ivanka Khristova     | BUL | 21.16 | Nadyezda Chizhova     | URS | 20.96 | Helena Fibingerová      | CZE | 20.67 |
| 1980   | Ilona Slupianek      | GDR | 22.41 | Svetlana Krachevskaya | URS | 21.42 | Margitta Pufe           | GDR | 21.20 |
| 1984   | Claudia Losch        | FRG | 20.48 | Mihaela Loghin        | ROU | 20.47 | Gael Martin             | AUS | 19.19 |
| 1988   | Natalya Lisovskaya   | URS | 22.24 | Kathrin Neimke        | GDR | 21.07 | Li Meisu                | CHN | 21.06 |
| 1992   | Svetlana Krivelyova  | EUN | 21.06 | Huang Zhihong         | CHN | 20.47 | Kathrin Neimke          | GER | 19.78 |
| 1996   | Astrid Kumbernuss    | GER | 20.56 | Sui Xinmei            | CHN | 19.88 | Irina Khudorozhkina     | RUS | 19.35 |
| 2000   | Yanina Korolchik     | BLR | 20.56 | Larisa Peleshenko     | RUS | 19.92 | Astrid Kumbernuss       | GER | 19.62 |
| 2004✕* | Yumeileidi Cumbá     | CUB | 19.59 | Nadine Kleinert       | GER | 19.55 | <b>Not allocated</b>    |     |       |
|        |                      |     |       |                       |     |       | 4th: Nadezhda Ostapchuk | BLR | 19.01 |
| 2008✕  | Valerie Vili         | NZL | 20.56 | Misleydis González    | CUB | 19.50 | Gong Lijiao             | CHN | 19.20 |
| 2012✕  | Valerie Adams        | NZL | 20.70 | Gong Lijiao           | CHN | 20.22 | Li Ling                 | CHN | 19.63 |
| 2016   | Michelle Carter      | USA | 20.63 | Valerie Adams         | NZL | 20.42 | Anita Márton            | HUN | 19.87 |

\* As at June 30, 2017, the IOC have not re-allocated the bronze medal following their retroactive disqualification of Svetlana Krivelyova RUS, who was originally third with 19.49 but failed a doping control re-test

**Discus Throw**

|      |                      |     |       |                         |     |       |                   |     |       |
|------|----------------------|-----|-------|-------------------------|-----|-------|-------------------|-----|-------|
| 1928 | Helena Konopacka     | POL | 39.62 | Lillian Copeland        | USA | 37.08 | Ruth Svedberg     | SWE | 35.92 |
| 1932 | Lillian Copeland     | USA | 40.58 | Ruth Osburn             | USA | 40.12 | Jadwiga Wajs      | POL | 38.74 |
| 1936 | Gisela Mauermayer    | GER | 47.63 | Jadwiga Wajs            | POL | 46.22 | Paula Mollenhauer | GER | 39.80 |
| 1948 | Micheline Ostermeyer | FRA | 41.92 | Edera Gentile           | ITA | 41.17 | Jacqueline Mazéas | FRA | 40.47 |
| 1952 | Nina Romashkova      | URS | 51.42 | Yelizaveta Bagriantseva | URS | 47.08 | Nina Dumbadze     | URS | 46.29 |

| YEAR | GOLD                    |     |       | SILVER               |     |       | BRONZE                    |     |       |
|------|-------------------------|-----|-------|----------------------|-----|-------|---------------------------|-----|-------|
| 1956 | Olga Fikotová           | CZE | 53.69 | Irina Beglyakova     | URS | 52.54 | Nina Ponomaryova          | URS | 52.02 |
| 1960 | Nina Ponomaryova        | URS | 55.10 | Tamara Press         | URS | 52.59 | Lia Manoliu               | ROU | 52.36 |
| 1964 | Tamara Press            | URS | 57.27 | Ingrid Lotz          | GER | 57.21 | Lia Manoliu               | ROU | 56.97 |
| 1968 | Lia Manoliu             | ROU | 58.28 | Liesel Westermann    | FRG | 57.76 | Jolan Kleiber-Kontsek     | HUN | 54.90 |
| 1972 | Faina Melnik            | URS | 66.62 | Argentina Menis      | ROU | 65.06 | Vasilka Stoeva            | BUL | 64.34 |
| 1976 | Evelin Schlaak          | GDR | 69.00 | Mariya Vergova       | BUL | 67.30 | Gabriele Hinzmann         | GDR | 66.84 |
| 1980 | Evelin Jahl             | GDR | 69.96 | Mariya Petkova       | BUL | 67.90 | Tatyana Lesovaya          | URS | 67.40 |
| 1984 | Ria Stalman             | NED | 65.36 | Leslie Deniz         | USA | 64.86 | Florența Crăciunescu      | ROU | 63.64 |
| 1988 | Martina Hellmann        | GDR | 72.30 | Diana Gansky         | GDR | 71.88 | Tsvetanka Khristova       | BUL | 69.74 |
| 1992 | Maritza Marten          | CUB | 70.06 | Tsvetanka Khristova  | BUL | 67.78 | Daniela Costian           | AUS | 66.24 |
| 1996 | Ike Wyludda             | GER | 69.66 | Natalya Sadova       | RUS | 66.48 | Ellina Zvereva            | BLR | 65.64 |
| 2000 | Ellina Zvereva          | BLR | 68.40 | Anastasía Kelesídou  | GRE | 65.71 | Irina Yatchenko           | BLR | 65.20 |
| 2004 | Natalya Sadova          | RUS | 67.02 | Anastasia Kelesídou  | GRE | 66.68 | Věra Pospíšilová-Cechlová | CZE | 66.08 |
| 2008 | Stephanie Brown Trafton | USA | 64.74 | Yelena Antonova      | UKR | 62.59 | Song Aimin                | CHN | 62.20 |
| 2012 | Sandra Perković         | CRO | 69.11 | Li Yanfeng           | CHN | 67.22 | Yarelis Barrios           | CUB | 66.38 |
| 2016 | Sandra Perković         | CRO | 69.21 | Mélina Robert-Michon | FRA | 66.73 | Denia Caballero           | CUB | 65.34 |

### Hammer Throw

1928 to 1996: Not contested

|      |                    |     |       |                |     |       |                   |     |       |
|------|--------------------|-----|-------|----------------|-----|-------|-------------------|-----|-------|
| 2000 | Kamila Skolimowska | POL | 71.16 | Olga Kuzenkova | RUS | 69.77 | Kirsten Münchow   | GER | 69.28 |
| 2004 | Olga Kuzenkova     | RUS | 75.02 | Yipsi Moreno   | CUB | 73.36 | Yunaika Crawford  | CUB | 73.16 |
| 2008 | Yipsi Moreno       | CUB | 75.20 | Zhang Wenxiu   | CHN | 74.32 | Manuèla Montebrun | FRA | 72.54 |
| 2012 | Anita Włodarczyk   | POL | 77.60 | Betty Heidler  | GER | 77.12 | Zhang Wenxiu      | CHN | 76.34 |
| 2016 | Anita Włodarczyk   | POL | 82.29 | Zhang Wenxiu   | CHN | 76.75 | Sophie Hitchon    | GBR | 74.54 |

### Javelin Throw

1928 Not contested

|      |                   |     |       |                     |     |       |                     |     |       |
|------|-------------------|-----|-------|---------------------|-----|-------|---------------------|-----|-------|
| 1932 | Mildred Didrikson | USA | 43.68 | Ellen Braumüller    | GER | 43.50 | Tilly Fleischer     | GER | 43.15 |
| 1936 | Tilly Fleischer   | GER | 45.18 | Luise Krüger        | GER | 43.29 | Maria Kwaśniewska   | POL | 41.80 |
| 1948 | Hermine Bauma     | AUT | 45.57 | Kaisa Parviainen    | FIN | 43.79 | Lily Carlstedt      | DEN | 42.08 |
| 1952 | Dana Zátopková    | CZE | 50.47 | Aleksandra Chudina  | URS | 50.01 | Yelena Gorchakova   | URS | 49.76 |
| 1956 | Inese Jaunzeme    | URS | 53.86 | Marlene Ahrens      | CHI | 50.38 | Nadyezda Konyayeva  | URS | 50.28 |
| 1960 | Elvīra Ozoliņa    | URS | 55.98 | Dana Zátopková      | CZE | 53.78 | Birutė Kalėdienė    | URS | 53.45 |
| 1964 | Mihaela Peneș     | ROU | 60.54 | Márta Rudas         | HUN | 58.27 | Yelena Gorchakova   | URS | 57.06 |
| 1968 | Angela Németh     | HUN | 60.36 | Mihaela Penes       | ROU | 59.92 | Eva Janko           | AUT | 58.04 |
| 1972 | Ruth Fuchs        | GDR | 63.88 | Jacqueline Todten   | GDR | 62.54 | Kate Schmidt        | USA | 59.94 |
| 1976 | Ruth Fuchs        | GDR | 65.94 | Marion Becker       | FRG | 64.70 | Kate Schmidt        | USA | 63.96 |
| 1980 | María Colón       | CUB | 68.40 | Saida Gunba         | URS | 67.76 | Ute Hommola         | GDR | 66.56 |
| 1984 | Tessa Sanderson   | GBR | 69.56 | Tiina Lillak        | FIN | 69.00 | Fatima Whitbread    | GBR | 67.14 |
| 1988 | Petra Felck       | GDR | 74.68 | Fatima Whitbread    | GBR | 70.32 | Beate Koch          | GDR | 67.30 |
| 1992 | Silke Renk        | GER | 68.34 | Natalya Shikolenko  | EUN | 68.26 | Karen Forkel        | GER | 66.86 |
| 1996 | Heli Rantanen     | FIN | 67.94 | Louise McPaul       | AUS | 65.54 | Trine Hattestad     | NOR | 64.98 |
| 2000 | Trine Hattestad   | NOR | 68.91 | Mirela Tzelíli      | GRE | 67.51 | Osleidys Menéndez   | CUB | 66.18 |
| 2004 | Osleidys Menéndez | CUB | 71.53 | Steffi Nerius       | GER | 65.82 | Mirela Manjani      | GRE | 64.29 |
| 2008 | Barbora Špotáková | CZE | 71.42 | Mariya Abakumova    | RUS | 70.78 | Christina Obergföll | GER | 66.13 |
|      |                   |     |       |                     |     |       | 4th: Goldie Sayers  | GBR | 65.75 |
| 2012 | Barbora Špotáková | CZE | 69.55 | Christina Obergföll | GER | 65.16 | Linda Stahl         | GER | 64.91 |
| 2016 | Sara Kolak        | CRO | 66.18 | Sunette Viljoen     | RSA | 64.92 | Barbora Špotáková   | CZE | 64.80 |

### Pentathlon/Heptathlon

1928 to 1960: Not contested

Heptathlon from 1984

All scores on tables in use at time of competition

|      |                      |     |      |                     |     |      |                       |     |      |
|------|----------------------|-----|------|---------------------|-----|------|-----------------------|-----|------|
| 1964 | Irina Press          | URS | 5246 | Mary Rand           | GBR | 5035 | Galina Bystrova       | URS | 4956 |
| 1968 | Ingrid Becker        | FRG | 5098 | Liese Prokop        | AUT | 4966 | Annamária Tóth        | HUN | 4959 |
| 1972 | Mary Peters          | GBR | 4801 | Heide Rosendahl     | FRG | 4791 | Burglinde Pollak      | GDR | 4768 |
| 1976 | Siegrun Siegl        | GDR | 4745 | Christine Laser     | GDR | 4745 | Burglinde Pollak      | GDR | 4740 |
| 1980 | Nadyezda Tkachenko   | URS | 5083 | Olga Rukavishnikova | URS | 4937 | Olga Kuragina         | URS | 4875 |
| 1984 | Glynis Nunn          | AUS | 6390 | Jackie Joyner       | USA | 6385 | Sabine Everts         | FRG | 6363 |
| 1988 | Jackie Joyner-Kersey | USA | 7291 | Sabine John         | GDR | 6897 | Anke Behmer           | GDR | 6858 |
| 1992 | Jackie Joyner-Kersey | USA | 7044 | Irina Belova        | EUN | 6845 | Sabine Braun          | GER | 6649 |
| 1996 | Ghada Shouaa         | SYR | 6780 | Natasha Sazanovich  | BLR | 6563 | Denise Lewis          | GBR | 6489 |
| 2000 | Denise Lewis         | GBR | 6584 | Yelena Prokhorova   | RUS | 6531 | Natalya Sazanovich    | BLR | 6527 |
| 2004 | Carolina Klüft       | SWE | 6952 | Austra Skujytė      | LTU | 6435 | Kelly Sotherton       | GBR | 6424 |
| 2008 | Nataliya Dobrynska   | UKR | 6733 | Hyleas Fountain     | USA | 6619 | Tatyana Chernova      | RUS | 6591 |
|      |                      |     |      |                     |     |      | 4th: Kelly Sotherton  | GBR | 6517 |
| 2012 | Jessica Ennis        | GBR | 6955 | Lilli Schwarzkopf   | GER | 6649 | Tatyana Chernova      | RUS | 6628 |
|      |                      |     |      |                     |     |      | 4th: Austra Skujytė   | LTU | 6599 |
| 2016 | Nafissatou Thiam     | BEL | 6810 | Jessica Ennis-Hill  | GBR | 6775 | Brianne Theisen-Eaton | CAN | 6653 |



| YEAR | GOLD |  |  | SILVER |  |  | BRONZE |  |  |
|------|------|--|--|--------|--|--|--------|--|--|
|------|------|--|--|--------|--|--|--------|--|--|

**10/20 Kilometres Walk**

1928 to 1988 Not contested

20 Kilometres from 2000

|       |                      |     |         |                    |     |         |               |     |         |
|-------|----------------------|-----|---------|--------------------|-----|---------|---------------|-----|---------|
| 1992  | Chen Yueling         | CHN | 44:32   | Yelena Nikolayeva  | EUN | 44:33   | Li Chunxiu    | CHN | 44:41   |
| 1996  | Yelena Nikolayeva    | RUS | 41:49   | Elisabetta Perrone | ITA | 42:12   | Wang Yan      | CHN | 42:19   |
| 2000  | Wang Liping          | CHN | 1:29:05 | Kjersti Plätzer    | NOR | 1:29:33 | Maria Vascó   | ESP | 1:30:23 |
| 2004  | Athanasia Tsoumeléka | GRE | 1:29:12 | Olimpiada Ivanova  | RUS | 1:29:16 | Jane Saville  | AUS | 1:29:25 |
| 2008  | Olga Kaniskina       | RUS | 1:26:31 | Kjersti Plätzer    | NOR | 1:27:07 | Elisa Rigaudó | ITA | 1:27:12 |
| 2012✕ | Yelena Lashmanova    | RUS | 1:25:02 | Qieyang Shenjie    | CHN | 1:25:16 | Liu Hong      | CHN | 1:26:00 |
| 2016  | Liu Hong             | CHN | 1:28:35 | Guadalupe González | MEX | 1:28:37 | Lu Xiuzhi     | CHN | 1:28:42 |

**4 x 100 Metres Relay**

|        |               |       |                    |       |                    |       |
|--------|---------------|-------|--------------------|-------|--------------------|-------|
| 1928   | Canada        | 48.4  | United States      | 48.8  | Germany            | 49.0  |
| 1932   | United States | 46.86 | Canada             | 47.0  | Great Britain & NI | 47.6  |
| 1936   | United States | 46.9  | Great Britain & NI | 47.6  | Canada             | 47.8  |
| 1948   | Netherlands   | 47.5  | Australia          | 47.6  | Canada             | 47.8  |
| 1952   | United States | 46.14 | Germany            | 46.18 | Great Britain & NI | 46.41 |
| 1956   | Australia     | 44.65 | Great Britain & NI | 44.70 | United States      | 45.04 |
| 1960   | United States | 44.72 | Germany            | 45.00 | Poland             | 45.19 |
| 1964   | Poland        | 43.69 | United States      | 43.92 | Great Britain & NI | 44.09 |
| 1968   | United States | 42.88 | Cuba               | 43.36 | USSR               | 43.41 |
| 1972   | FRG           | 42.81 | GDR                | 42.95 | Cuba               | 43.36 |
| 1976   | GDR           | 42.55 | FRG                | 42.59 | USSR               | 43.09 |
| 1980   | GDR           | 41.60 | USSR               | 42.10 | Great Britain & NI | 42.43 |
| 1984   | United States | 41.65 | Canada             | 42.77 | Great Britain & NI | 43.11 |
| 1988   | United States | 41.98 | GDR                | 42.09 | USSR               | 42.75 |
| 1992   | United States | 42.11 | Unified Team       | 42.16 | Nigeria            | 42.81 |
| 1996   | United States | 41.95 | Bahamas            | 42.14 | Jamaica            | 42.24 |
| 2000✕* | Bahamas       | 41.95 | Jamaica            | 42.13 | United States      | 42.20 |
|        |               |       |                    |       | 4th: France        | 42.42 |
| 2004   | Jamaica       | 41.73 | Russia             | 42.27 | France             | 42.54 |
| 2008✕  | Belgium       | 42.54 | Nigeria            | 43.04 | Brazil             | 43.14 |
| 2012   | United States | 40.82 | Jamaica            | 41.41 | Ukraine            | 42.04 |
| 2016   | United States | 41.01 | Jamaica            | 41.36 | Great Britain & NI | 41.77 |

\* The United States were initially disqualified by the IOC (in April 2008) for a doping violation by team member Marion Jones, but in July 2010 were reinstated as bronze medallists (without Jones) after a successful appeal by Jones's team-mates to The Court of Arbitration for Sport

**4 x 400 Metres Relay**

1928 to 1968: Not contested

|        |               |         |               |         |                         |         |
|--------|---------------|---------|---------------|---------|-------------------------|---------|
| 1972   | GDR           | 3:22.95 | United States | 3:25.15 | FRG                     | 3:26.51 |
| 1976   | GDR           | 3:19.23 | United States | 3:22.81 | USSR                    | 3:24.24 |
| 1980   | USSR          | 3:20.12 | GDR           | 3:20.35 | Great Britain & NI      | 3:27.5  |
| 1984   | United States | 3:18.29 | Canada        | 3:21.21 | FRG                     | 3:22.98 |
| 1988   | USSR          | 3:15.17 | United States | 3:15.51 | GDR                     | 3:18.29 |
| 1992   | Unified Team  | 3:20.20 | United States | 3:20.92 | Great Britain & NI      | 3:24.23 |
| 1996   | United States | 3:20.91 | Nigeria       | 3:21.04 | Germany                 | 3:21.14 |
| 2000✕* | United States | 3:22.62 | Jamaica       | 3:23.25 | Russia                  | 3:23.46 |
|        |               |         |               |         | 4th: Nigeria            | 3:23.80 |
| 2004✕# | United States | 3:19.01 | Russia        | 3:20.16 | Jamaica                 | 3:22.00 |
|        |               |         |               |         | 4th: Great Britain & NI | 3:25.12 |
| 2008✕  | United States | 3:18.54 | Jamaica       | 3:20.40 | Great Britain & NI      | 3:22.68 |
| 2012✕  | United States | 3:16.87 | Jamaica       | 3:20.95 | Ukraine                 | 3:23.57 |
| 2016   | United States | 3:19.06 | Jamaica       | 3:20.34 | Great Britain & NI      | 3:25.88 |

\* The United States were initially disqualified by the IOC (in April 2008) for a doping violation by team member Marion Jones, but in July 2010 were reinstated as bronze medallists (without Jones) after a successful appeal by Jones's team-mates to The Court of Arbitration for Sport

# Crystal Cox, who ran in the heats for the winning team in 2004, was disqualified for doping violations dating back to November 2001 and her personal medal was withdrawn. Despite this, in June 2013, the IOC decided not to re-allocate the other medals awarded in this event



| YEAR | GOLD |  |  | SILVER |  |  | BRONZE |  |  |
|------|------|--|--|--------|--|--|--------|--|--|
|------|------|--|--|--------|--|--|--------|--|--|

## Discontinued Events

### MEN ONLY

#### 60 Metres

|      |                  |     |     |                  |     |     |                |     |     |
|------|------------------|-----|-----|------------------|-----|-----|----------------|-----|-----|
| 1900 | Alvin Kraenzlein | USA | 7.0 | Walter Tewksbury | USA | 7.0 | Stanley Rowley | AUS | 7.1 |
| 1904 | Archie Hahn      | USA | 7.0 | William Hogenson | USA | 7.2 | Fay Moulton    | USA | 7.2 |

#### 3000 Metres Team Race

|      |               |    |                         |    |                         |    |
|------|---------------|----|-------------------------|----|-------------------------|----|
| 1912 | United States | 9  | Sweden                  | 13 | Great Britain & Ireland | 23 |
| 1920 | United States | 10 | Great Britain & Ireland | 20 | Sweden                  | 24 |
| 1924 | Finland       | 8  | Great Britain & NI      | 14 | United States           | 25 |

#### Three Miles Team Race

|      |                         |   |               |    |        |    |
|------|-------------------------|---|---------------|----|--------|----|
| 1908 | Great Britain & Ireland | 6 | United States | 19 | France | 32 |
|------|-------------------------|---|---------------|----|--------|----|

#### 5000 Metres Team Race

|      |                         |    |        |    |   |
|------|-------------------------|----|--------|----|---|
| 1900 | Great Britain & Ireland | 26 | France | 29 | - |
|------|-------------------------|----|--------|----|---|

#### Four Miles Team Race

|      |               |    |               |    |   |
|------|---------------|----|---------------|----|---|
| 1904 | United States | 27 | United States | 28 | - |
|------|---------------|----|---------------|----|---|

#### Five Miles

|      |               |     |         |               |     |         |               |     |         |
|------|---------------|-----|---------|---------------|-----|---------|---------------|-----|---------|
| 1906 | Henry Hawtrey | GBR | 26:11.8 | John Svanberg | SWE | 26:19.4 | Edward Dahl   | SWE | 26:26.2 |
| 1908 | Emil Voigt    | GBR | 25:11.2 | Edward Owen   | GBR | 25:24.0 | John Svanberg | SWE | 25:37.2 |

#### Cross Country

|                        |                    |     |         |                   |     |         |                    |     |         |
|------------------------|--------------------|-----|---------|-------------------|-----|---------|--------------------|-----|---------|
| 1912 <sup>12Km</sup>   | Hannes Kolehmainen | FIN | 45:11.6 | Hjalmar Andersson | SWE | 45:44.8 | John Eke           | SWE | 46:37.6 |
| 1920 <sup>8Km</sup>    | Paavo Nurmi        | FIN | 27:15.0 | Eric Backman      | SWE | 27:17.6 | Heikki Liimatainen | FIN | 27:37.4 |
| 1924 <sup>10.7Km</sup> | Paavo Nurmi        | FIN | 32:54.8 | Ville Ritola      | FIN | 34:19.4 | Earle Johnson      | USA | 35:21.0 |

#### Cross Country Team Race

|      |         |    |                         |    |                         |    |
|------|---------|----|-------------------------|----|-------------------------|----|
| 1912 | Sweden  | 10 | Finland                 | 11 | Great Britain & Ireland | 49 |
| 1920 | Finland | 10 | Great Britain & Ireland | 21 | Sweden                  | 23 |
| 1924 | Finland | 11 | United States           | 14 | France                  | 20 |

#### 2500 Metres Steeplechase

|      |              |     |        |                 |     |        |                   |     |        |
|------|--------------|-----|--------|-----------------|-----|--------|-------------------|-----|--------|
| 1900 | George Orton | CAN | 7:34.4 | Sidney Robinson | GBR | 7:35.8 | Jacques Chastanié | FRA | 7:42.0 |
|------|--------------|-----|--------|-----------------|-----|--------|-------------------|-----|--------|

#### 2590 Metres Steeplechase

|      |                 |     |        |           |     |        |               |     |        |
|------|-----------------|-----|--------|-----------|-----|--------|---------------|-----|--------|
| 1904 | James Lightbody | USA | 7:39.6 | John Daly | GBR | 8:01.6 | Arthur Newton | USA | 8:07.0 |
|------|-----------------|-----|--------|-----------|-----|--------|---------------|-----|--------|

#### 3200 Metres Steeplechase

|      |                |     |         |                  |     |         |             |     |         |
|------|----------------|-----|---------|------------------|-----|---------|-------------|-----|---------|
| 1908 | Arthur Russell | GBR | 10:47.8 | Archie Robertson | GBR | 10:48.4 | John Eisele | USA | 11:00.8 |
|------|----------------|-----|---------|------------------|-----|---------|-------------|-----|---------|

#### 4000 Metres Steeplechase

|      |             |     |         |                 |     |         |                 |     |         |
|------|-------------|-----|---------|-----------------|-----|---------|-----------------|-----|---------|
| 1900 | John Rimmer | GBR | 12:58.4 | Charles Bennett | GBR | 12:58.6 | Sidney Robinson | GBR | 12:58.8 |
|------|-------------|-----|---------|-----------------|-----|---------|-----------------|-----|---------|

#### 200 Metres Hurdles

|      |                  |     |      |                  |     |      |                  |     |      |
|------|------------------|-----|------|------------------|-----|------|------------------|-----|------|
| 1900 | Alvin Kraenzlein | USA | 25.4 | Norman Pritchard | GBR | 26.0 | Walter Tewksbury | USA | 26.1 |
| 1904 | Harry Hillman    | USA | 24.6 | Frank Castleman  | USA | 24.9 | George Poage     | USA | 25.2 |

#### Standing High Jump

|      |             |     |       |                  |     |       |                  |     |      |
|------|-------------|-----|-------|------------------|-----|-------|------------------|-----|------|
| 1900 | Ray Ewry    | USA | 1.655 | Irving Baxter    | USA | 1.525 | Lewis Sheldon    | USA | 1.50 |
| 1904 | Ray Ewry    | USA | 1.60  | Joseph Stadler   | USA | 1.45  | Lawson Robertson | USA | 1.45 |
| 1906 | Ray Ewry    | USA | 1.56  | Martin Sheridan  | USA | 1.40  |                  |     |      |
|      |             |     |       | Léon Dupont      | BEL | 1.40  |                  |     |      |
|      |             |     |       | Lawson Robertson | USA | 1.40  |                  |     |      |
| 1908 | Ray Ewry    | USA | 1.575 | Kostas Tsiklitis | GRE | 1.55  |                  |     |      |
|      |             |     |       | John Biller      | USA | 1.55  |                  |     |      |
| 1912 | Platt Adams | USA | 1.63  | Ben Adams        | USA | 1.60  | Kostas Tsiklitis | GRE | 1.55 |

#### Standing Long Jump

|      |                  |     |       |                  |     |       |                   |     |       |
|------|------------------|-----|-------|------------------|-----|-------|-------------------|-----|-------|
| 1900 | Ray Ewry         | USA | 3.21  | Irving Baxter    | USA | 3.135 | Emile Torcheboeuf | FRA | 3.03  |
| 1904 | Ray Ewry         | USA | 3.47  | Charles King     | USA | 3.28  | John Biller       | USA | 3.25  |
| 1906 | Ray Ewry         | USA | 3.30  | Martin Sheridan  | USA | 3.095 | Lawson Robertson  | USA | 3.05  |
| 1908 | Ray Ewry         | USA | 3.335 | Kostas Tsiklitis | GRE | 3.235 | Martin Sheridan   | USA | 3.225 |
| 1912 | Kostas Tsiklitis | GRE | 3.37  | Platt Adams      | USA | 3.36  | Ben Adams         | USA | 3.28  |

#### Standing Triple Jump

|      |          |     |       |               |     |       |                |     |      |
|------|----------|-----|-------|---------------|-----|-------|----------------|-----|------|
| 1900 | Ray Ewry | USA | 10.58 | Irving Baxter | USA | 9.95  | Robert Garrett | USA | 9.50 |
| 1904 | Ray Ewry | USA | 10.55 | Charles King  | USA | 10.16 | Joseph Stadler | USA | 9.60 |

#### Shot Put, both arms

|      |            |     |       |                  |     |       |                 |     |       |
|------|------------|-----|-------|------------------|-----|-------|-----------------|-----|-------|
| 1912 | Ralph Rose | USA | 27.70 | Patrick McDonald | USA | 27.53 | Elmer Niklander | FIN | 27.14 |
|------|------------|-----|-------|------------------|-----|-------|-----------------|-----|-------|

#### Discus Throw, Greek Style

|      |                 |     |       |                     |     |       |                 |     |       |
|------|-----------------|-----|-------|---------------------|-----|-------|-----------------|-----|-------|
| 1906 | Verner Järvinen | FIN | 35.17 | Nicolaos Georgantas | GRE | 32.80 | István Mudin    | HUN | 31.91 |
| 1908 | Martin Sheridan | USA | 38.00 | Bill Horr           | USA | 37.32 | Verner Järvinen | FIN | 36.48 |

| YEAR  | GOLD                |     |           | SILVER            |     |           | BRONZE                  |     |           |
|---|---------------------|-----|-----------|-------------------|-----|-----------|-------------------------|-----|-----------|
| <b>Discus Throw, both arms</b>  |                     |     |           |                   |     |           |                         |     |           |
| 1912  | Armas Taipale       | FIN | 82.86     | Elmer Niklander   | FIN | 77.96     | Emil Magnusson          | SWE | 77.37     |
| <b>Javelin Throw, Freestyle</b>   |                     |     |           |                   |     |           |                         |     |           |
| 1906  | Eric Lemming        | SWE | 53.90     | Knut Lindberg     | SWE | 45.17     | Bruno Söderström        | SWE | 44.92     |
| 1908  | Eric Lemming        | SWE | 54.44     | Michel Dorizas    | GRE | 51.36     | Arne Halse              | NOR | 49.73     |
| <b>Javelin Throw, both arms</b>   |                     |     |           |                   |     |           |                         |     |           |
| 1912  | Juho Saaristo       | FIN | 109.42    | Väinö Siikaniemi  | FIN | 101.13    | Urho Peltonen           | FIN | 100.24    |
| <b>56 Pound Weight Throw</b>  |                     |     |           |                   |     |           |                         |     |           |
| 1904  | Étienne Desmarteau  | CAN | 10.465    | John Flanagan     | USA | 10.16     | James Mitchel           | USA | 10.135    |
| 1920  | Pat McDonald        | USA | 11.265    | Pat Ryan          | USA | 10.965    | Carl-Johan Lind         | SWE | 10.25     |
| <b>Stone Throw</b>  |                     |     |           |                   |     |           |                         |     |           |
| 1906  | Nicolaos Yeorgantas | GRE | 19.925    | Martin Sheridan   | USA | 19.035    | Michel Dorizas          | GRE | 18.585    |
| <b>Pentathlon</b>   |                     |     |           |                   |     |           |                         |     |           |
| 1906  | Hjalmar Mellander   | SWE | 24        | István Mudin      | HUN | 25        | Eric Lemming            | SWE | 29        |
| 1912*   | Jim Thorpe          | USA | 7         |                   |     |           |                         |     |           |
|   | Ferdinand Bie       | NOR | 21        | James Donahue     | USA | 29        | Franke Lukeman          | CAN | 29        |
| 1920  | Eero Lehtonen       | FIN | 14        | Everett Bradley   | USA | 24        | Hugo Lahtinen           | FIN | 26        |
| 1924  | Eero Lehtonen       | FIN | 14        | Elemér Somfay     | HUN | 16        | Robert LeGendre         | USA | 18        |
| * Thorpe originally finished outright first but was later disqualified for a breach of amateur rules. He was reinstated in 1982 by the IOC, but only as joint first |                     |     |           |                   |     |           |                         |     |           |
| <b>All-Around</b>   |                     |     |           |                   |     |           |                         |     |           |
| <i>Consisted of 100yd, 1 mile, 120yd hurdles, 880yd walk, high jump, long jump, pole vault, shot put, hammer and 56lb weight</i>                                    |                     |     |           |                   |     |           |                         |     |           |
| 1904  | Thomas Kiely        | GBR | 6036      | Adam Gunn         | USA | 5907      | Truxton Hare            | USA | 5813      |
| <b>1500 Metres Walk</b>   |                     |     |           |                   |     |           |                         |     |           |
| 1906  | George Bonhag       | USA | 7:12.6    | Donald Linden     | CAN | 7:19.8    | Konstantinos Spetsiotis | GRE | 7:22.0    |
| <b>3000 Metres Walk</b>   |                     |     |           |                   |     |           |                         |     |           |
| 1906  | György Sztantics    | HUN | 15:13.2   | Hermann Müller    | GER | 15:20.0   | Yorgos Saridakis        | GRE | 15:33.0   |
| 1920  | Ugo Frigerio        | ITA | 13:14.2   | George Parker     | AUS | 13:19.6   | Richard Remer           | USA | 13:22.2   |
| <b>3500 Metres Walk</b>   |                     |     |           |                   |     |           |                         |     |           |
| 1908  | George Larnar       | GBR | 14:55.0   | Ernest Webb       | GBR | 15:07.4   | Harry Kerr              | NZL | 15:43.4   |
| <b>10 Kilometres Walk</b>   |                     |     |           |                   |     |           |                         |     |           |
| 1912  | George Goulding     | CAN | 46:28.4   | Ernest Webb       | GBR | 46:50.4   | Fernando Altmani        | ITA | 47:37.6   |
| 1920  | Ugo Frigerio        | ITA | 48:06.2   | Joseph Pearman    | USA | 49:40.2   | Charles Gunn            | GBR | 49:43.9   |
| 1912  | Ugo Frigerio        | ITA | 47:49.0   | Gordon Goodwin    | GBR | 48:37.9   | Cecil McMaster          | RSA | 49:08.0   |
| 1948  | John Mikaelsson     | SWE | 45:13.2   | Ingemar Johansson | SWE | 45:43.8   | Fritz Schwab            | SUI | 46:00.2   |
| 1952  | John Mikaelsson     | SWE | 45:02.85  | Fritz Schwab      | SUI | 45:41.03  | Bruno Junk              | URS | 45:41.05  |
| <b>10 Miles Walk</b>  |                     |     |           |                   |     |           |                         |     |           |
| 1908  | George Larnar       | GBR | 1:15:57.4 | Ernest Webb       | GBR | 1:17:31.0 | Edward Spencer          | GBR | 1:21:20.2 |
| <b>Medley Relay</b>   |                     |     |           |                   |     |           |                         |     |           |
| 1908  | USA                 |     | 3:29.4    | Germany           |     | 3:32.4    | Hungary                 |     | 3:32.5    |

Olympic Champions stripped of gold medals by the IOC following doping violations (as at June 30, 2017)

|                                 |  |     |         |                    |
|---------------------------------|--|-----|---------|--------------------|
| 1988 Men's 100 Metres           | Ben Johnson                                      | CAN | 9.79    |                    |
| 2000 Men's 4x400 Metres Relay   | United States (Antonio Pettigrew & Jerome Young) |     | 2:56.35 |                    |
| 2000 Women's 100 Metres         | Marion Jones                                     | USA | 10.75   |                    |
| 2000 Women's 200 Metres         | Marion Jones                                     | USA | 21.84   |                    |
| 2004 Men's Shot Put             | Yuriy Belonog                                    | UKR | 21.16   |                    |
| 2004 Men's Discus Throw         | Robert Fazekas                                   | HUN | 70.93   |                    |
| 2004 Men's Hammer Throw         | Adrián Annus                                     | HUN | 83.19   |                    |
| 2004 Women's Shot Put           | Irina Korzhanenko                                | RUS | 21.06   |                    |
| 2004 Women's 4x400m Relay       | Crystal Cox only                                 | USA | 3:23.79 | (1h2, 51.82 split) |
| 2008 Men's 1500 Metres          | Rashid Ramzi                                     | BRN | 3:32.94 |                    |
| 2008 Women's Hammer Throw       | Oksana Menkova                                   | BLR | 76.34   |                    |
| 2008 Women's 4x100 Metres Relay | Russia (Yuliya Chermoshanskaya)                  |     | 42.31   |                    |
| 2012 Men's 50 Kilometres Walk   | Sergey Kiryapkin                                 | RUS | 3:35:59 |                    |
| 2012 Women's 800 Metres         | Mariya Savinova                                  | RUS | 1:56.19 |                    |
| 2012 Women's 3000m Steeplechase | Yuliya Zarudneva/Zaripova                        | RUS | 9:06.72 |                    |
| 2012 Women's Shot Put           | Nadezhda Ostapchuk                               | BLR | 21.36   |                    |
| 2012 Women's Hammer Throw       | Tatyana Lysenko/Beloborodova                     | RUS | 78.18   |                    |

Appeal pending:

|                         |                        |  |       |
|-------------------------|------------------------|--|-------|
| 2012 Men's 4x100m Relay | Jamaica (Nesta Carter) |  | 37.10 |
|-------------------------|------------------------|--|-------|



## Olympic Games Placing Tables

Here, points are awarded for the first eight placings in each event, with eight for first place down to one for 8th. For ties, points are divided between the countries involved, so that for instance equal second place by two athletes is worth 6.5 points for each country. Points are only awarded for athletes who finished in the final, none are given to those who did not finish or were disqualified. As we go to press there are a number of doping cases in progress and others which have been partially concluded. We have strived to include the latest news and respect that it is the prerogative of the IOC to issue upgraded medals in the wake of doping disqualifications. A revised placing may not necessarily be accompanied with a re-issued medal, as is the case with the winner of the 2000 Olympic 100m final, Katerína Thánou (see note on page 437).

These tables should therefore be regarded as showing placings rather than medals. The editor understands that besides Thánou, the only other athletes who have not yet been rewarded with upgraded medals are Eşref Apak TUR and Vadim Devyatovski BLR (originally third and fourth in the 2004 men's hammer throw) and Nadezhda Ostapchuk BLR (originally fourth in the 2004 women's shot put). The consequences are confusing. Greece have nine first places, but only eight golds (and one more silver than their 13 second places because Thánou was left with her original silver). Turkey has one second place and no third, but no silver and one bronze. Belarus have eight third places, but only six actual bronzes. Apart from that all placings and medals should match, though note that at June 30, 2017, the IOC's medal re-allocation process is still active for the 2012 Women's 800m and 2012 women's 1500m.

There are seven further events where appeal proceedings are open (as at June 30, 2017), following an IOC statement of sanction. These are the 2008 men's 4x100m, women's high jump, long jump, triple jump, javelin throw & heptathlon and the 2012 women's heptathlon. In these cases, the original result is reflected in these tables. The athletes concerned are shown across pages 451-453.

| COUNTRY             | 1st    | 2nd      | 3rd    | 4th    | 5th    | 6th    | 7th   | 8th   | Top3s | POINTS |
|---------------------|--------|----------|--------|--------|--------|--------|-------|-------|-------|--------|
| <b>OVERALL</b>      |        |          |        |        |        |        |       |       |       |        |
| USA <sup>1, 4</sup> | 343+2= | 257.8+7= | 204+5= | 183+5= | 146+5= | 129+6= | 86+4= | 91+7= | 818.8 | 8067.3 |
| GER <sup>2</sup>    | 72     | 94       | 98     | 106+2= | 105+4= | 91+4=  | 78+4= | 59+2= | 264   | 3296.2 |
| GBR <sup>3, 4</sup> | 58.8   | 84+3=    | 68+1=  | 74+2=  | 82     | 61+3=  | 45+4= | 58+3= | 214.8 | 2539.3 |
| URS/EUN             | 71     | 64+2=    | 75+2=  | 67     | 51     | 37+2=  | 34+2= | 45    | 214   | 2260.5 |
| FIN                 | 49     | 36       | 30+1=  | 40     | 24+1=  | 33+2=  | 26+1= | 21    | 116   | 1305   |
| SWE                 | 21     | 25       | 42+3=  | 40+4=  | 40+1=  | 34+5=  | 36+4= | 38+1= | 91    | 1218.5 |
| FRA                 | 15     | 25.2+1=  | 28+2=  | 37+1=  | 33+4=  | 27+1=  | 42+3= | 36+1= | 71.2  | 1021.4 |
| KEN                 | 30     | 37       | 29     | 18     | 20     | 16     | 15    | 7     | 96    | 928    |
| AUS                 | 21.2   | 26       | 28+1=  | 19     | 24+3=  | 38+2=  | 24+1= | 22    | 76.2  | 915.6  |
| JAM                 | 23     | 33+2=    | 19     | 22+1=  | 22     | 20     | 21    | 8     | 77    | 854.5  |
| POL                 | 25     | 16+2=    | 13+1=  | 18+1=  | 28     | 39+1=  | 38+1= | 23    | 57    | 832.5  |
| ITA                 | 19     | 15       | 26     | 25+1=  | 22     | 28+1=  | 27    | 22+1= | 60    | 791.5  |
| CAN                 | 15     | 16       | 28+2=  | 29+2=  | 25     | 23+4=  | 13    | 18+1= | 61    | 783.7  |
| RUS                 | 21     | 24       | 23     | 17+1=  | 15+1=  | 19     | 11    | 16    | 68    | 721.5  |
| HUN                 | 11     | 14+1=    | 19     | 18+1=  | 22+1=  | 11+3=  | 24    | 18    | 45    | 592.6  |
| ETH                 | 22     | 11       | 21     | 17     | 8      | 11     | 6     | 5     | 54    | 546    |
| CUB                 | 11     | 13       | 17     | 19     | 12     | 18     | 7+1=  | 14+1= | 41    | 507.8  |
| GRE                 | 9      | 12+1=    | 11+3=  | 9      | 14+2=  | 13+2=  | 10+2= | 7     | 36    | 423.5  |
| JPN                 | 7      | 8        | 10     | 16     | 17     | 16+3=  | 13+3= | 9     | 25    | 409.8  |
| CHN                 | 8      | 10       | 14     | 12     | 16     | 7      | 7     | 12    | 32    | 389    |
| ROU                 | 11     | 14       | 9+1=   | 5      | 8+1=   | 13     | 13    | 14    | 35    | 385    |
| RSA                 | 9      | 13       | 6      | 9      | 9      | 13     | 6     | 6+2=  | 28    | 338    |
| TCH                 | 11     | 8        | 5      | 9      | 8      | 11+1=  | 8+1=  | 10+1= | 24    | 312.0  |
| NOR                 | 7      | 5        | 8      | 11+1=  | 15+1=  | 2+1=   | 10    | 16+2= | 20    | 305.2  |
| NED                 | 6      | 4        | 6      | 4      | 17+1=  | 12     | 10    | 9     | 16    | 268    |
| ESP                 | 3      | 5        | 6      | 8      | 12+1=  | 12+1=  | 15    | 8     | 14    | 262    |
| BUL                 | 5      | 8        | 6      | 8      | 6+1=   | 12     | 6     | 13    | 19    | 260.5  |
| NZL <sup>5</sup>    | 10     | 3        | 11     | 6      | 5      | 4      | 9     | 4     | 24    | 251    |
| BRA                 | 5      | 3        | 8      | 10     | 10     | 7      | 6     | 8     | 16    | 240    |
| UKR                 | 2      | 3        | 12     | 10+1=  | 9      | 3+1=   | 8     | 7     | 17    | 233    |
| BEL                 | 5      | 5+1=     | 2      | 7      | 6      | 8      | 10    | 4+1=  | 13    | 200.2  |
| BLR                 | 3      | 5        | 8      | 6      | 7      | 4      | 6     | 7     | 16    | 196    |
| MAR                 | 6      | 5        | 8      | 3      | 2      | 3      | 5     | 5     | 19    | 178    |
| TTO                 | 2      | 5        | 8      | 4      | 1      | 10     | 7     | 5     | 15    | 172    |
| CZE                 | 5      | 2        | 7      | 4+1=   | 3      | 4+1=   | 10+1= | 4     | 14    | 171.5  |
| NGR                 | 2      | 4        | 7      | 3      | 7      | 4      | 11    | 5     | 13    | 168    |
| BAH                 | 5      | 2        | 5      | 6      | 2      | 8      | 8+1=  | 2     | 12    | 165    |
| MEX                 | 3      | 6        | 2      | 3      | 5      | 7      | 6     | 5     | 11    | 151    |
| SUI                 | -      | 6        | 2      | 2      | 9      | 9      | 4+1=  | 2     | 8     | 138.5  |
| AUT                 | 1      | 2        | 4      | 2      | 7      | 9+2=   | 5     | 3+1=  | 7     | 125.3  |
| POR                 | 4      | 2        | 4      | 2      | 2      | 6      | 2     | 6     | 10    | 116    |
| DEN                 | -      | 4        | 3      | 5      | 5      | 4      | 3     | 5+2=  | 7     | 114.7  |
| IRL                 | 4      | 2        | 1      | 6      | -      | 3      | 2     | 4     | 7     | 99     |
| ARG                 | 2      | 3        | -      | 3      | 2      | 6      | 4     | 1     | 5     | 87     |
| ALG                 | 4      | 3        | 2      | -      | 2      | 1      | 4     | 2     | 9     | 86     |
| YUG <sup>6</sup>    | -      | 2        | -      | 1      | 6      | 7      | 6     | 3     | 2     | 79     |
| EST                 | 2      | 1        | 3      | 1      | 3      | 5      | -     | 5     | 6     | 78     |

| COUNTRY       | 1st           | 2nd            | 3rd            | 4th            | 5th            | 6th            | 7th            | 8th            | Top3s       | POINTS       |
|---------------|---------------|----------------|----------------|----------------|----------------|----------------|----------------|----------------|-------------|--------------|
| LAT           | -             | 4              | 1              | 2              | 1              | 1              | 4              | 3              | 5           | 62           |
| LTU           | 3             | 1              | 1              | 2              | 1+1=           | -              | -              | 2              | 5           | 56           |
| SLO           | 1             | 2              | 1              | 1              | 2              | 1              | 1              | -              | 4           | 46           |
| KAZ           | 2             | -              | 3              | 1              | -              | 1              | -              | 1+1=           | 5           | 43.5         |
| BRN           | 2             | 1              | -              | -              | 2              | 2              | 2              | 1              | 3           | 42           |
| UGA           | 2             | -              | 1              | 2              | -              | 1              | 1              | 3              | 3           | 40           |
| TUN           | 2             | 2              | 1              | -              | -              | -              | -              | 2              | 5           | 38           |
| CRO           | 3             | 1              | 1              | -              | -              | -              | -              | -              | 5           | 37           |
| TUR           | -             | 1              | 2              | 1              | -              | 2              | 2              | 3              | 3           | 37           |
| NAM           | -             | 4              | -              | 1              | -              | -              | -              | -              | 4           | 33           |
| QAT           | -             | 1              | 1+1=           | 1              | -              | 1              | 1              | 3              | 3           | 31           |
| PAN           | 1             | -              | 2              | -              | 2              | -              | 1              | -              | 3           | 30           |
| ISL           | -             | 1              | 1              | -              | 3              | 1              | 1              | -              | 2           | 30           |
| SEN           | -             | 1              | -              | 2              | 2              | 1              | -              | 1              | 1           | 29           |
| IND           | -             | -              | -              | 2              | 2              | 1              | 3              | 2              | 0           | 29           |
| CIV           | -             | 1              | -              | 2              | -              | 2+1=           | 1              | 1              | 1           | 28.5         |
| KOR           | 1             | 1              | -              | 2              | -              | -              | -              | 2+1=           | 2           | 27.5         |
| ECU           | 1             | 1              | -              | 2              | -              | -              | 1              | -              | 2           | 27           |
| MOZ           | 1             | -              | 1              | 1              | 2              | -              | -              | -              | 2           | 27           |
| SVK           | 1             | -              | -              | -              | 3              | 2              | -              | 1              | 1           | 27           |
| BOT           | -             | 1              | -              | 1              | 2              | 1              | 1              | 2              | 1           | 27           |
| COL           | 1             | 1              | 1              | -              | 1              | -              | -              | -              | 3           | 25           |
| BAR           | -             | -              | 1              | 2              | 1              | 1              | 1              | -              | 1           | 25           |
| BDI           | 1             | 1              | -              | 1              | 1              | -              | -              | -              | 2           | 24           |
| ERI           | -             | -              | 1              | 1              | 1              | 1              | 2              | 2              | 1           | 24           |
| DOM           | 2             | 1              | -              | -              | -              | -              | -              | -              | 3           | 23           |
| VEN           | -             | 1              | 1              | -              | 1              | 2              | -              | -              | 2           | 23           |
| TAN           | -             | 2              | -              | -              | 1              | 1              | 1              | -              | 2           | 23           |
| GRN           | 1             | 1              | -              | 1              | -              | -              | 1              | -              | 2           | 22           |
| CHI           | -             | 2              | -              | -              | -              | 2              | -              | 2              | 2           | 22           |
| TPE           | -             | 1              | 1              | -              | 1              | -              | 1              | 1              | 2           | 20           |
| PHI           | -             | -              | 2              | 1              | -              | -              | -              | -              | 2           | 17           |
| SRB/SCG       | -             | -              | 1              | 1              | -              | 1              | 1              | 1              | 1           | 17           |
| CMR           | 2             | -              | -              | -              | -              | -              | -              | -              | 2           | 16           |
| BWI           | -             | -              | 2              | -              | 1              | -              | -              | -              | 2           | 16           |
| SUD           | -             | 1              | -              | -              | 1              | -              | 1              | 2              | 1           | 15           |
| GHA           | -             | -              | -              | 1              | -              | 2              | 2              | -              | 0           | 15           |
| SRI           | -             | 2              | -              | -              | -              | -              | -              | -              | 2           | 14           |
| LUX           | 1             | -              | -              | -              | -              | 1              | 1              | -              | 1           | 13           |
| ISR           | -             | -              | -              | -              | 2              | 1              | -              | 2              | 0           | 13           |
| DJI           | -             | -              | 1              | 1              | -              | -              | -              | 1              | 1           | 12           |
| ZIM           | -             | -              | -              | 2              | -              | -              | 1              | -              | 0           | 12           |
| PUR           | -             | -              | 1              | 1              | -              | -              | -              | -              | 1           | 11           |
| BER           | -             | -              | -              | -              | 2              | 1              | -              | -              | 0           | 11           |
| SYR           | 1             | -              | -              | -              | -              | -              | 1=             | -              | 1           | 9            |
| HAI           | -             | 1              | -              | -              | -              | -              | 1              | -              | 1           | 9            |
| TJK           | 1             | -              | -              | -              | -              | -              | -              | -              | 1           | 8            |
| SKN           | -             | -              | -              | -              | -              | 2              | 1              | -              | 0           | 8            |
| GUA           | -             | 1              | -              | -              | -              | -              | -              | -              | 1           | 7            |
| IRI           | -             | 1              | -              | -              | -              | -              | -              | -              | 1           | 7            |
| KSA           | -             | 1              | -              | -              | -              | -              | -              | -              | 1           | 7            |
| ZAM           | -             | 1              | -              | -              | -              | -              | -              | -              | 1           | 7            |
| AHO           | -             | -              | -              | 1              | -              | -              | -              | -              | 0           | 5            |
| CGO           | -             | -              | -              | 1              | -              | -              | -              | -              | 0           | 5            |
| ARM           | -             | -              | -              | -              | 1              | -              | -              | -              | 0           | 4            |
| MDA           | -             | -              | -              | -              | 1              | -              | -              | -              | 0           | 4            |
| SLE           | -             | -              | -              | -              | 1              | -              | -              | -              | 0           | 4            |
| PRK           | -             | -              | -              | -              | -              | 1              | -              | 1              | 0           | 4            |
| CYP           | -             | -              | -              | -              | -              | -              | 1+1=           | 1              | 0           | 4            |
| LCA           | -             | -              | -              | -              | -              | 1              | -              | -              | 0           | 3            |
| MRI           | -             | -              | -              | -              | -              | 1              | -              | -              | 0           | 3            |
| SOM           | -             | -              | -              | -              | -              | 1              | -              | -              | 0           | 3            |
| URU           | -             | -              | -              | -              | -              | 1              | -              | -              | 0           | 3            |
| UZB           | -             | -              | -              | -              | -              | -              | 1              | 1              | 0           | 3            |
| IOP           | -             | -              | -              | -              | -              | -              | 1              | 1=             | 0           | 2.3          |
| GUY           | -             | -              | -              | -              | -              | -              | 1              | -              | 0           | 2            |
| CAY           | -             | -              | -              | -              | -              | -              | -              | 1              | 0           | 1            |
| MAD           | -             | -              | -              | -              | -              | -              | -              | 1              | 0           | 1            |
| OMA           | -             | -              | -              | -              | -              | -              | -              | 1              | 0           | 1            |
| RWA           | -             | -              | -              | -              | -              | -              | -              | 1              | 0           | 1            |
| <b>Totals</b> | <b>999+2=</b> | <b>987+20=</b> | <b>974+23=</b> | <b>961+24=</b> | <b>932+28=</b> | <b>895+47=</b> | <b>784+36=</b> | <b>737+29=</b> | <b>3005</b> | <b>34860</b> |

| COUNTRY  | 1st | 2nd | 3rd | 4th | 5th | 6th | 7th | 8th | Top3s | POINTS |
|--|-----|-----|-----|-----|-----|-----|-----|-----|-------|--------|
| 1. Incorporating two golds for Jim Thorpe (who was originally disqualified after winning the 1912 Pentathlon and Decathlon)  |     |     |     |     |     |     |     |     |       |        |
| 2. Incorporating placings by Germany, the FRG (1952-1988) and the GDR (1956-1988)  |     |     |     |     |     |     |     |     |       |        |
| 3. In the years 1896-1920, Irish athletes competed with Great Britain. For the purpose of the tables, placings are combined with those from Great Britain & Northern Ireland (GBR). From 1924, Ireland (IRL) competed independently<br>Incorporating silvers in 1900 200m flat & hurdles by Indian-born Norman Pritchard |     |     |     |     |     |     |     |     |       |        |
| 4. Australia, Great Britain & Ireland, France and the USA appear with fractions in the "Gold" and "Silver" columns. This is because teams of mixed nationalities won medals in the 1900 5000m Team Race (GBR/AUS) and the 1904 Four Miles Team Race (USA/FRA)  |     |     |     |     |     |     |     |     |       |        |
| 5. Incorporating Australasian bronze in 1908 3500m walk  |     |     |     |     |     |     |     |     |       |        |
| 6. Incorporating Yugoslavian placings in 1924-1988. In 1992, Yugoslav athletes competed as Independent Olympic Participants (IOP). Placings by Yugoslavia in 1996-2004 are attributed to Serbia  |     |     |     |     |     |     |     |     |       |        |

| MEN                 | 1st    | 2nd      | 3rd    | 4th    | 5th    | 6th    | 7th   | 8th   | Top3s | Points |
|---------------------|--------|----------|--------|--------|--------|--------|-------|-------|-------|--------|
| USA <sup>1, 4</sup> | 285+2= | 216.8+7= | 174+4= | 147+5= | 118+4= | 100+6= | 61+2= | 59+5= | 688.8 | 6663.4 |
| GBR <sup>3, 4</sup> | 48.8   | 64+1=    | 46+1=  | 52+2=  | 63     | 41+1=  | 26+2= | 36+1= | 160.8 | 1860.6 |
| GER <sup>2</sup>    | 30     | 48       | 54     | 58+2=  | 59     | 50+2=  | 39+3= | 33+2= | 132   | 1703.7 |
| FIN                 | 48     | 34       | 30+1=  | 36     | 24+1=  | 31+2=  | 21+1= | 18    | 113   | 1244   |
| URS/EUN             | 37     | 36+1=    | 40+2=  | 34     | 26     | 21+2=  | 24+1= | 30    | 116   | 1226.5 |
| SWE                 | 19     | 25       | 39+2=  | 38+4=  | 38+1=  | 31+4=  | 33+3= | 37+1= | 85    | 1141.5 |
| FRA                 | 9      | 23.2+1=  | 23+1=  | 28+1=  | 25+4=  | 22     | 32+3= | 28+1= | 57.2  | 802.4  |
| KEN                 | 25     | 25       | 22     | 11     | 16     | 11     | 15    | 4     | 72    | 693    |
| ITA                 | 16     | 8        | 22     | 19+1=  | 16     | 19+1=  | 24    | 18    | 46    | 603.0  |
| CAN                 | 13     | 11       | 19+2=  | 21+1=  | 17     | 15+3=  | 8     | 10    | 45    | 558.5  |
| HUN                 | 8      | 13+1=    | 16     | 14+1=  | 19+1=  | 9+3=   | 19    | 12    | 38    | 489.6  |
| POL                 | 16     | 9+1=     | 5+1=   | 11+1=  | 13     | 27+1=  | 24+1= | 14    | 32    | 489.0  |
| AUS                 | 8.2    | 14       | 15+1=  | 8      | 14+2=  | 23     | 11+1= | 12    | 38.2  | 466.1  |
| JAM                 | 14     | 16       | 6      | 11     | 9      | 7      | 12    | 3     | 36    | 399    |
| GRE                 | 4      | 7+1=     | 10+3=  | 8      | 12+2=  | 13+2=  | 7+2=  | 5     | 25    | 321.5  |
| JPN                 | 5      | 6        | 9      | 11     | 11     | 16+3=  | 7+3=  | 7     | 20    | 310.8  |
| ETH                 | 12     | 6        | 12     | 9      | 3      | 10     | 3     | 3     | 30    | 306    |
| CUB                 | 6      | 8        | 9      | 11     | 5      | 9      | 4     | 6+1=  | 23    | 274.3  |
| NOR                 | 6      | 2        | 7      | 10+1=  | 13+1=  | 2+1=   | 8     | 15+2= | 15    | 252.2  |
| RSA                 | 6      | 8        | 5      | 8      | 7      | 10     | 6     | 5+1=  | 19    | 249.5  |
| BRA                 | 4      | 3        | 7      | 9      | 10     | 6      | 4     | 8     | 14    | 214    |
| ESP                 | 2      | 5        | 5      | 7      | 10     | 9      | 12    | 6     | 12    | 213    |
| TCH                 | 8      | 6        | 3      | 5      | 6      | 6+1=   | 5+1=  | 7     | 17    | 209.5  |
| RUS                 | 5      | 5        | 9      | 2+1=   | 5      | 7      | 4     | 2     | 19    | 194.5  |
| NZL <sup>5</sup>    | 7      | 2        | 8      | 4      | 3      | 2      | 5     | 3     | 17    | 169    |
| BEL                 | 2      | 5+1=     | 2      | 7      | 5      | 6      | 9     | 4+1=  | 10    | 164.2  |
| TTO                 | 2      | 5        | 8      | 4      | -      | 7      | 5     | 5     | 15    | 155    |
| MAR                 | 5      | 4        | 6      | 3      | 2      | 3      | 5     | 4     | 15    | 150    |
| SUI                 | -      | 6        | 2      | 2      | 8      | 7      | 4+1=  | 1     | 8     | 127.5  |
| MEX                 | 3      | 4        | 2      | 3      | 3      | 7      | 5     | 5     | 9     | 127    |
| CHN                 | 3      | 2        | 3      | 7      | 4      | 2      | 1     | 3     | 8     | 118    |
| NED                 | -      | 1        | 5      | -      | 8      | 5      | 6     | 4     | 6     | 100    |
| BLR                 | -      | 4        | 4      | 4      | 3      | 1      | 3     | 5     | 8     | 98     |
| CZE                 | 3      | 2        | 3      | 1=     | 2      | 3      | 6+1=  | 3     | 8     | 93.5   |
| DEN                 | -      | 3        | 2      | 5      | 3      | 4      | 3     | 4+2=  | 5     | 92.7   |
| UKR                 | -      | -        | 4      | 5+1=   | 4      | 2      | 4     | 2     | 4     | 85.5   |
| IRL                 | 4      | 1        | 1      | 5      | -      | 2      | 1     | 3     | 6     | 81     |
| NGR                 | 1      | 1        | 3      | 1      | 4      | 3      | 6     | 2     | 5     | 77     |
| EST                 | 2      | 1        | 3      | 1      | 3      | 4      | -     | 5     | 6     | 75     |
| ARG                 | 2      | 2        | -      | 3      | 2      | 5      | 3     | -     | 4     | 74     |
| BAH                 | 1      | 1        | 4      | 2      | 1      | 2      | 3+1=  | 1     | 6     | 67     |
| POR                 | 2      | 2        | 2      | 2      | 2      | 1      | -     | 3     | 6     | 66     |
| ALG                 | 2      | 3        | 2      | -      | 1      | -      | 4     | 2     | 7     | 63     |
| ROU                 | -      | 1        | 1      | 2      | 4      | 2      | 2     | 3     | 2     | 52     |
| YUG <sup>6</sup>    | -      | 2        | -      | -      | 3      | 6      | 2     | 2     | 2     | 50     |
| LAT                 | -      | 4        | 1      | -      | 1      | 1      | 3     | -     | 5     | 47     |
| BUL                 | 1      | -        | 1      | -      | -      | 5      | 4     | 6     | 2     | 43     |
| LTU                 | 3      | -        | 1      | 1      | 1      | -      | -     | 1     | 4     | 40     |
| UGA                 | 2      | -        | 1      | 2      | -      | 1      | 1     | 3     | 3     | 40     |
| AUT                 | -      | -        | -      | 1      | 3      | 4+2=   | 2     | 2     | 0     | 36.1   |
| NAM                 | -      | 4        | -      | 1      | -      | -      | -     | -     | 4     | 33     |
| QAT                 | -      | 1        | 1+1=   | 1      | -      | 1      | 1     | 3     | 3     | 31     |
| TUN                 | 1      | 2        | 1      | -      | -      | -      | -     | 2     | 4     | 30     |
| PAN                 | 1      | -        | 2      | -      | 2      | -      | 1     | -     | 3     | 30     |
| SEN                 | -      | 1        | -      | 2      | 2      | 1      | -     | 1     | 1     | 29     |
| TUR                 | -      | 1        | 2      | 1      | -      | -      | 1     | 2     | 3     | 28     |
| ECU                 | 1      | 1        | -      | 2      | -      | -      | 1     | -     | 2     | 27     |
| KOR                 | 1      | 1        | -      | 2      | -      | -      | -     | 2     | 2     | 27     |



| COUNTRY       | 1st           | 2nd            | 3rd            | 4th            | 5th            | 6th            | 7th            | 8th            | Top3s       | POINTS       |
|---------------|---------------|----------------|----------------|----------------|----------------|----------------|----------------|----------------|-------------|--------------|
| BAR           | -             | -              | 1              | 2              | 1              | 1              | 1              | -              | 1           | 25           |
| ERI           | -             | -              | 1              | 1              | 1              | 1              | 2              | 2              | 1           | 24           |
| DOM           | 2             | 1              | -              | -              | -              | -              | -              | -              | 3           | 23           |
| TAN           | -             | 2              | -              | -              | 1              | 1              | 1              | -              | 2           | 23           |
| GRN           | 1             | 1              | -              | 1              | -              | -              | 1              | -              | 2           | 22           |
| SLO           | 1             | 1              | -              | -              | 1              | 1              | -              | -              | 2           | 22           |
| SVK           | 1             | -              | -              | -              | 2              | 1              | -              | 1              | 1           | 20           |
| BOT           | -             | 1              | -              | -              | 2              | -              | 1              | 2              | 1           | 19           |
| ISL           | -             | 1              | -              | -              | 2              | 1              | -              | -              | 1           | 18           |
| PHI           | -             | -              | 2              | 1              | -              | -              | -              | -              | 2           | 17           |
| BWI           | -             | -              | 2              | -              | 1              | -              | -              | -              | 2           | 16           |
| VEN           | -             | -              | 1              | -              | 1              | 2              | -              | -              | 1           | 16           |
| CHI           | -             | 1              | -              | -              | -              | 2              | -              | 1              | 1           | 14           |
| CIV           | -             | 1              | -              | -              | -              | 1+1=           | -              | 1              | 1           | 13.5         |
| BDI           | 1             | -              | -              | 1              | -              | -              | -              | -              | 1           | 13           |
| IND           | -             | -              | -              | 1              | 1              | -              | 1              | 2              | 0           | 13           |
| TPE           | -             | 1              | -              | -              | 1              | -              | -              | 1              | 1           | 12           |
| DJI           | -             | -              | 1              | 1              | -              | -              | -              | 1              | 1           | 12           |
| KAZ           | -             | -              | 1              | 1              | -              | -              | -              | 1              | 1           | 12           |
| ZIM           | -             | -              | -              | 2              | -              | -              | 1              | -              | 0           | 12           |
| LUX           | 1             | -              | -              | -              | -              | 1              | -              | -              | 1           | 11           |
| SUD           | -             | 1              | -              | -              | -              | -              | 1              | 2              | 1           | 11           |
| PUR           | -             | -              | 1              | 1              | -              | -              | -              | -              | 1           | 11           |
| BER           | -             | -              | -              | -              | 2              | 1              | -              | -              | 0           | 11           |
| BRN           | -             | -              | -              | -              | 1              | 1              | 2              | -              | 0           | 11           |
| GHA           | -             | -              | -              | 1              | -              | 1              | 1              | -              | 0           | 10           |
| HAI           | -             | 1              | -              | -              | -              | -              | 1              | -              | 1           | 9            |
| TJK           | 1             | -              | -              | -              | -              | -              | -              | -              | 1           | 8            |
| SRB           | -             | -              | -              | 1              | -              | -              | 1              | 1              | 0           | 8            |
| SKN           | -             | -              | -              | -              | -              | 2              | 1              | -              | 0           | 8            |
| GUA           | -             | 1              | -              | -              | -              | -              | -              | -              | 1           | 7            |
| IRI           | -             | 1              | -              | -              | -              | -              | -              | -              | 1           | 7            |
| KSA           | -             | 1              | -              | -              | -              | -              | -              | -              | 1           | 7            |
| SRI           | -             | 1              | -              | -              | -              | -              | -              | -              | 1           | 7            |
| ZAM           | -             | 1              | -              | -              | -              | -              | -              | -              | 1           | 7            |
| ISR           | -             | -              | -              | -              | 1              | -              | -              | 2              | 0           | 6            |
| AHO           | -             | -              | -              | 1              | -              | -              | -              | -              | 0           | 5            |
| CGO           | -             | -              | -              | 1              | -              | -              | -              | -              | 0           | 5            |
| ARM           | -             | -              | -              | -              | 1              | -              | -              | -              | 0           | 4            |
| COL           | -             | -              | -              | -              | 1              | -              | -              | -              | 0           | 4            |
| CYP           | -             | -              | -              | -              | -              | -              | 1+1=           | 1              | 0           | 4            |
| MRI           | -             | -              | -              | -              | -              | 1              | -              | -              | 0           | 3            |
| SOM           | -             | -              | -              | -              | -              | 1              | -              | -              | 0           | 3            |
| URU           | -             | -              | -              | -              | -              | 1              | -              | -              | 0           | 3            |
| SRB           | -             | -              | -              | -              | -              | -              | 1              | 1=             | 0           | 2.3          |
| GUY           | -             | -              | -              | -              | -              | -              | 1              | -              | 0           | 2            |
| MAD           | -             | -              | -              | -              | -              | -              | -              | 1              | 0           | 1            |
| OMA           | -             | -              | -              | -              | -              | -              | -              | 1              | 0           | 1            |
| RWA           | -             | -              | -              | -              | -              | -              | -              | 1              | 0           | 1            |
| UZB           | -             | -              | -              | -              | -              | -              | -              | 1              | 0           | 1            |
| SYR           | -             | -              | -              | -              | -              | -              | 1=             | -              | 0           | 1            |
| <b>Totals</b> | <b>692+2=</b> | <b>683+14=</b> | <b>672+19=</b> | <b>657+22=</b> | <b>633+16=</b> | <b>602+35=</b> | <b>518+28=</b> | <b>486+18=</b> | <b>2082</b> | <b>23938</b> |

Footnotes as for the overall table

| WOMEN            | 1st | 2nd   | 3rd   | 4th   | 5th   | 6th   | 7th   | 8th   | Top3s | Points |
|------------------|-----|-------|-------|-------|-------|-------|-------|-------|-------|--------|
| GER <sup>1</sup> | 42  | 46    | 44    | 48    | 46+4= | 41+2= | 39+1= | 26    | 132   | 1592.5 |
| USA              | 58  | 41    | 30+1= | 36    | 28+1= | 29    | 25+2= | 32+2= | 130   | 1403.9 |
| URS/EUN          | 34  | 28+1= | 35    | 33    | 25    | 16    | 10+1= | 15    | 98    | 1034   |
| GBR              | 10  | 20+2= | 22    | 22    | 19    | 20+2= | 19+2= | 22+2= | 54    | 678.7  |
| RUS              | 16  | 19    | 14    | 15    | 10+1= | 12    | 7     | 14    | 49    | 527    |
| JAM              | 9   | 17+2= | 13    | 11+1= | 13    | 13    | 9     | 5     | 41    | 455.5  |
| AUS              | 13  | 12    | 13    | 11    | 10+1= | 15+2= | 13    | 10    | 38    | 449.5  |
| POL              | 9   | 7+1=  | 8     | 7     | 15    | 12    | 14    | 9     | 25    | 343.5  |
| ROU              | 11  | 13    | 8+1=  | 3     | 4+1=  | 11    | 11    | 11    | 33    | 333    |
| CHN              | 5   | 8     | 11    | 5     | 12    | 5     | 6     | 9     | 24    | 271    |
| ETH              | 10  | 5     | 9     | 8     | 5     | 1     | 3     | 2     | 24    | 240    |
| KEN              | 5   | 12    | 7     | 7     | 4     | 5     | -     | 3     | 24    | 235    |
| CUB              | 5   | 5     | 8     | 8     | 7     | 9     | 3+1=  | 8     | 18    | 233.5  |
| CAN              | 2   | 5     | 9     | 8+1=  | 8     | 8+1=  | 5     | 8+1=  | 16    | 225.2  |
| FRA              | 6   | 2     | 5+1=  | 9     | 8     | 5+1=  | 10    | 8     | 14    | 219    |

| COUNTRY       | 1st        | 2nd           | 3rd           | 4th           | 5th            | 6th            | 7th           | 8th            | Top3s      | POINTS        |
|---------------|------------|---------------|---------------|---------------|----------------|----------------|---------------|----------------|------------|---------------|
| BUL           | 4          | 8             | 5             | 8             | 6+1=           | 7              | 2             | 7              | 17         | 217.5         |
| ITA           | 3          | 7             | 4             | 6             | 6              | 9              | 3             | 4+1=           | 14         | 188.5         |
| NED           | 6          | 3             | 1             | 4             | 9+1=           | 7              | 4             | 5              | 10         | 168           |
| UKR           | 2          | 3             | 8             | 5             | 5              | 1+1=           | 4             | 5              | 13         | 147.5         |
| HUN           | 3          | 1             | 3             | 4             | 3              | 2              | 5             | 6              | 7          | 103           |
| TCH           | 3          | 2             | 2             | 4             | 2              | 5              | 3             | 3+1=           | 7          | 102.5         |
| GRE           | 5          | 5             | 1             | 1             | 2              | -              | 3             | 2              | 11         | 102           |
| JPN           | 2          | 2             | 1             | 5             | 6              | -              | 6             | 2              | 5          | 99            |
| BAH           | 4          | 1             | 1             | 4             | 1              | 6              | 5             | 1              | 6          | 98            |
| BLR           | 3          | 1             | 4             | 2             | 4              | 3              | 3             | 2              | 8          | 98            |
| NGR           | 1          | 3             | 4             | 2             | 3              | 1              | 5             | 3              | 8          | 91            |
| AUT           | 1          | 2             | 4             | 1             | 4              | 5              | 3             | 1+1=           | 7          | 89.2          |
| RSA           | 3          | 5             | 1             | 1             | 2              | 3              | -             | 1+1=           | 9          | 88.5          |
| NZL           | 3          | 1             | 3             | 2             | 2              | 2              | 4             | 1              | 7          | 82            |
| CZE           | 2          | -             | 4             | 4             | 1              | 1+1=           | 4             | 1              | 6          | 78            |
| SWE           | 2          | -             | 3+1=          | 2             | 2              | 3+1=           | 3+1=          | 1              | 6          | 77            |
| FIN           | 1          | 2             | -             | 4             | -              | 2              | 5             | 3              | 3          | 61            |
| NOR           | 1          | 3             | 1             | 1             | 2              | -              | 2             | 1              | 5          | 53            |
| POR           | 2          | -             | 2             | -             | -              | 5              | 2             | 3              | 4          | 50            |
| ESP           | 1          | -             | 1             | 1             | 2+1=           | 3+1=           | 3             | 2              | 2          | 49            |
| CRO           | 3          | 1             | 1             | -             | -              | -              | -             | -              | 5          | 37            |
| BEL           | 3          | -             | -             | -             | 1              | 2              | 1             | -              | 3          | 36            |
| KAZ           | 2          | -             | 2             | -             | -              | 1              | -             | 1=             | 4          | 31.5          |
| BRN           | 2          | 1             | -             | -             | 1              | 1              | -             | 1              | 3          | 31            |
| YUG           | -          | -             | -             | 1             | 3              | 1              | 4             | 1              | 0          | 29            |
| MAR           | 1          | 1             | 2             | -             | -              | -              | -             | 1              | 4          | 28            |
| MOZ           | 1          | -             | 1             | 1             | 2              | -              | -             | -              | 2          | 27            |
| BRA           | 1          | -             | 1             | 1             | -              | 1              | 2             | -              | 2          | 26            |
| MEX           | -          | 2             | -             | -             | 2              | -              | 1             | -              | 2          | 24            |
| SLO           | -          | 1             | 1             | 1             | 1              | -              | 1             | -              | 2          | 24            |
| ALG           | 2          | -             | -             | -             | 1              | 1              | -             | -              | 2          | 23            |
| DEN           | -          | 1             | 1             | -             | 2              | -              | -             | 1              | 2          | 22            |
| COL           | 1          | 1             | 1             | -             | -              | -              | -             | -              | 3          | 21            |
| IRL           | -          | 1             | -             | 1             | -              | 1              | 1             | 1              | 1          | 18            |
| TTO           | -          | -             | -             | -             | 1              | 3              | 2             | -              | 0          | 17            |
| CMR           | 2          | -             | -             | -             | -              | -              | -             | -              | 2          | 16            |
| LTU           | -          | 1             | -             | 1             | 1=             | -              | -             | 1              | 1          | 16            |
| IND           | -          | -             | -             | 1             | 1              | 1              | 2             | -              | 0          | 16            |
| CIV           | -          | -             | -             | 2             | -              | 1              | 1             | -              | 0          | 15            |
| LAT           | -          | -             | -             | 2             | -              | -              | 1             | 3              | 0          | 15            |
| ARG           | -          | 1             | -             | -             | -              | 1              | 1             | 1              | 1          | 13            |
| ISL           | -          | -             | 1             | -             | 1              | -              | 1             | -              | 1          | 12            |
| BDI           | -          | 1             | -             | -             | 1              | -              | -             | -              | 1          | 11            |
| SUI           | -          | -             | -             | -             | 1              | 2              | -             | 1              | 0          | 11            |
| SRB           | -          | -             | 1             | -             | -              | 1              | -             | -              | 1          | 9             |
| TUR           | -          | -             | -             | -             | -              | 2              | 1             | 1              | 0          | 9             |
| SYR           | 1          | -             | -             | -             | -              | -              | -             | -              | 1          | 8             |
| TUN           | 1          | -             | -             | -             | -              | -              | -             | -              | 1          | 8             |
| CHI           | -          | 1             | -             | -             | -              | -              | -             | 1              | 1          | 8             |
| TPE           | -          | -             | 1             | -             | -              | -              | 1             | -              | 1          | 8             |
| BOT           | -          | -             | -             | 1             | -              | 1              | -             | -              | 0          | 8             |
| SRI           | -          | 1             | -             | -             | -              | -              | -             | -              | 1          | 7             |
| VEN           | -          | 1             | -             | -             | -              | -              | -             | -              | 1          | 7             |
| ISR           | -          | -             | -             | -             | 1              | 1              | -             | -              | 0          | 7             |
| SVK           | -          | -             | -             | -             | 1              | 1              | -             | -              | 0          | 7             |
| GHA           | -          | -             | -             | -             | -              | 1              | 1             | -              | 0          | 5             |
| MDA           | -          | -             | -             | -             | 1              | -              | -             | -              | 0          | 4             |
| SLE           | -          | -             | -             | -             | 1              | -              | -             | -              | 0          | 4             |
| SUD           | -          | -             | -             | -             | 1              | -              | -             | -              | 0          | 4             |
| PRK           | -          | -             | -             | -             | -              | 1              | -             | 1              | 0          | 4             |
| EST           | -          | -             | -             | -             | -              | 1              | -             | -              | 0          | 3             |
| LCA           | -          | -             | -             | -             | -              | 1              | -             | -              | 0          | 3             |
| LUX           | -          | -             | -             | -             | -              | -              | 1             | -              | 0          | 2             |
| UZB           | -          | -             | -             | -             | -              | -              | 1             | -              | 0          | 2             |
| CAY           | -          | -             | -             | -             | -              | -              | -             | 1              | 0          | 1             |
| KOR           | -          | -             | -             | -             | -              | -              | -             | 1=             | 0          | 0.5           |
| <b>Totals</b> | <b>307</b> | <b>304+6=</b> | <b>302+4=</b> | <b>304+2=</b> | <b>299+12=</b> | <b>293+12=</b> | <b>266+8=</b> | <b>251+11=</b> | <b>923</b> | <b>109221</b> |

1. Incorporating placings by Germany, the FRG (1952-1988) and the GDR (1956-1988)

## Doping Violations in Olympic Athletics

This list shows all Olympic athletes who have had their Olympic performances annulled by the IAAF (or IOC) due to doping violations, committed either at (IAAF rule 40.1) or before (rule 40.9) the Games, admissions included. Cases reported up to June 30, 2017 are shown. Those cases shown in bold have emerged since the previous edition of this book

○ = Case under appeal (or appeal window still open) as at June 30, 2017

| YEAR   | NAME                  | COUNTRY | EVENT        | PLACE     | MARK     | PRELIMINARIES                   |
|--|-----------------------|---------|--------------|-----------|----------|---------------------------------|
| <b>1896-1972 &amp; 1980</b>  |                       |         |              |           |          |                                 |
| None   |                       |         |              |           |          |                                 |
| <b>Montreal 1976 (1)</b>   |                       |         |              |           |          |                                 |
| Women  | Danuta Rosani         | POL     | DT           | dns/final | -        | 11q/57.78                       |
| <b>Los Angeles 1984 (4)</b>  |                       |         |              |           |          |                                 |
| Men  | Vésteinn Hafsteinsson | ISL     | DT           | 7qB       | 59.58    |                                 |
|  | Gian Paolo Urlando    | ITA     | HT           | 4         | 75.96    | 4qA/72.42                       |
|  | Martti Vainio         | FIN     | 5000m        | dns/final | -        | 8s2/13:30.48                    |
|  | Vainio                |         | 10,000m      | silver    | 27:51.10 | 6h3/28:19.25                    |
| Women  | Anna Verouli          | GRE     | JT           | 7qB       | 58.62    |                                 |
| In January 2016, Ria Stalman NED admitted on a Dutch TV programme that "In the last two and a half years of my career I used a light dosage of anabolic steroids" at the time she won the Discus Throw gold in Los Angeles Olympics with 65.36 (also 1qA 58.28). As at June 30, 2017 neither the IAAF or IOC have announced any sanction |                       |         |              |           |          |                                 |
| <b>Seoul 1988 (1)</b>  |                       |         |              |           |          |                                 |
| Men  | Ben Johnson           | CAN     | 100m         | gold      | 9.79     | 1h8/10.37, 3q1/10.17, 1s2/10.03 |
| <b>Barcelona 1992 (4)</b>  |                       |         |              |           |          |                                 |
| Men  | Jud Logan             | USA     | HT           | 4         | 79.00    | 1qA/78.40                       |
| Women  | Madina Biktagirova    | BLR/RUS | EUN Marathon | 4         | 2:35:39  |                                 |
|  | Bonnie Dasse          | USA     | SP           | 8qB       | 16.68    |                                 |
|  | Nijolė Medvedeva      | LTU     | LJ           | 4         | 6.76     | 5qB/6.71                        |
| <b>Atlanta 1996 (7)</b>  |                       |         |              |           |          |                                 |
| Men  | Dean Capobianco       | AUS     | 200m         | 7q2       | 21.03    | 4h8/20.76                       |
|  | Daniel Plaza          | ESP     | 20km Walk    | 11        | 1:22:05  |                                 |
| Women  | Mary Slaney           | USA     | 5000m        | 7h2       | 15:41.30 |                                 |
|  | Nataliya Shekhodanova | RUS     | 100mH        | 7         | 12.80    | 6h1/13.24, 2q3/12.68, 3s1/12.67 |
|  | Sandra Farmer-Patrick | USA     | 400mH        | 5s2       | 54.73    | 2h1/55.55                       |
|  | Antonella Bevilacqua  | ITA     | HJ           | 4         | 1.99     | =1qA/1.93                       |
|  | Iva Prandzheva        | BUL     | LJ           | 7         | 6.82     | 1qB/6.62                        |
|  | Prandzheva            |         | TJ           | 4         | 14.92    | 1qA/14.61                       |
| <b>Sydney 2000 (4)</b>   |                       |         |              |           |          |                                 |
| Men  | Antonio Pettigrew     | USA     | 400m         | 7         | 45.42    | 1h9/45.62, 2q2/45.35, 1s2/45.24 |
|  | Pettigrew             | USA     | 4x400mR      | gold      | 2:56.35  |                                 |
|  | Jerome Young          | USA     | 4x400mR      | gold      | -        | 1h3/3:03.52, 1s1/2:58.78        |
|  | United States         | USA     | 4x400mR      | gold      | 2:56.35  |                                 |
| Women  | Marion Jones          | USA     | 100m         | gold      | 10.75    | 1h6/11.20, 1q2/10.83, 1s2/11.01 |
|  | Jones                 |         | 200m         | gold      | 21.84    | 1h1/22.75, 2q2/22.50, 1s1/22.40 |
|  | Jones                 |         | LJ           | bronze    | 6.92     | 2qB/6.78                        |
|  | Jones*                |         | 4x100mR      | bronze    | 42.20    |                                 |
|  | Jones*                |         | 4x400mR      | gold      | 3:22.62  |                                 |
|  | Svetlana Pospelova    | RUS     | 400m         | 4h8       | 53.34    |                                 |

\* The Court of Arbitration for Sport ruled in 2010 that "at the time of the Sydney Olympic Games there was no specific IOC or IAAF Rule in force that clearly allowed the annulment of the relay team results if one team member was found to have committed a doping offence". This meant that only Jones was disqualified from the medal-winning relay teams and the collective team result in each race was allowed to stand.



| YEAR                               | NAME   | COUNTRY           | EVENT      | PLACE      | MARK        | PRELIMINARIES            |              |
|------------------------------------|--|-------------------|------------|------------|-------------|--------------------------|--------------|
| <b>Athens 2004 (14)</b>            |  |                   |            |            |             |                          |              |
| Men                                | Adrián Annus   | HUN               | HT         | gold       | 83.19       | 1qA/79.59                |              |
|                                    | Yuriy Belonog  | UKR               | SP         | gold       | 21.16       | 3qA/20.61                |              |
|                                    | Robert Fazekas   | HUN               | DT         | gold       | 70.93       | 1qB/68.10                |              |
|                                    | Anton Galkin   | RUS               | 400m       | 4s2        | 45.34       | 1h3/45.43                |              |
|                                    | Aleksey Lesnichiy  | BLR               | HJ         | nh/q       | -           |                          |              |
|                                    | Duane Ross   | USA               | 110mH      | 5s1        | 13.30       | 2h5/13.39, 4q1/13.50     |              |
| Women                              | Ivan Tikhon*   | BLR               | HT         | silver     | 79.81       | 1qB/80.78452             |              |
|                                    | Zhanna Block   | UKR               | 100m       | 6s2        | 11.23       | 2h6/11.25, 5q2/11.27     |              |
|                                    | Block  | UKR               | 4x100mR    | 7h1        | 43.77       |                          |              |
|                                    | Crystal Cox€   | USA               | 4x400mR    | gold       | -           | 1h2/3:23.79              |              |
|                                    | Marion Jones   | USA               | LJ         | 5          | 6.85        | 3qA/6.70                 |              |
|                                    | Jones  | USA               | 4x100mR    | dnf/Final  | -           | 1h1/41.67                |              |
|                                    | Irina Korzhanenko  | RUS               | SP         | gold       | 21.06       | 1qA/19.43                |              |
|                                    | Svetlana Krivelyova*   | RUS               | SP         | 4th>bronze | 19.49       | 3qB/18.57                |              |
|                                    | Olga Shchukina   | UZB               | SP         | 19qB       | 14.44       |                          |              |
|                                    | Irina Yatchenko  | UKR               | DT         | bronze     | 66.17       | 3qB/63.04                |              |
|                                    | * The IOC have confirmed that these athletes have been stripped of their medals, but as at June 30, 2017 have yet to announce details of any re-allocations  |                   |            |            |             |                          |              |
|                                    | € Despite the disqualification of Cox, the IOC decided in June 2013 not to disqualify the US team which went on to win gold in the 4x400m final (in 3:19.01) |                   |            |            |             |                          |              |
| <b>Beijing 2008 (35)</b>           |  |                   |            |            |             |                          |              |
| Men                                | Denis Alekseyev  | RUS               | 400m       | 5h1        | 45.52       |                          |              |
|                                    | Alekseyev  |                   | 4x400m     | bronze     | 2:58.06     | 2h1/3:00.14              |              |
|                                    | Nesta Carter○  | JAM               | 4x100m     | gold       | 37.10       | 1h2/38.31                |              |
|                                    | Samuel Francis   | QAT               | 100m       | 8s1        | 10.21       | 1h9/10.40, 4q3/10.11     |              |
|                                    | Francis  |                   | 200m       | dns/h8     | -           |                          |              |
|                                    | Pavel Lyzhyn   | BLR               | SP         | 4          | 20.98       | 2qB/20.36                |              |
|                                    | Wilfredo Martinez  | CUB               | LJ         | 5          | 8.19        | 2qB/8.07                 |              |
|                                    | Andrei Mikhnevich  | BLR               | SP         | bronze     | 21.05       | 2qB/20.48                |              |
|                                    | Aleksandr Pogorelov  | RUS               | Decathlon  | 4          | 8328        |                          |              |
|                                    | Rashid Ramzi   | BRN               | 1500m      | gold       | 3:32.94     | 1h4/3:32.89, 1s2/3:37.11 |              |
|                                    | Denys Yurchenko  | UKR               | PV         | bronze     | 5.70        | 2qA/5.65                 |              |
|                                    | Ivan Yushkov   | RUS               | SP         | 10         | 19.67       | 5qB/20.92                |              |
|                                    | Women  | Mariya Abakumova○ | RUS        | JT         | silver      | 70.78                    | 3qA/63.48    |
|                                    |  | Elvan Abeylegesse | TUR        | 5000m      | silver      | 15:42.74                 | 5h2/14:58.79 |
|                                    |  | Abeylegesse       | TUR        | 10,000m    | silver      | 29:56.34                 |              |
|                                    |  | Inga Abitova      | RUS        | 10,000m    | 6           | 30:37.33                 |              |
|                                    |  | Yarelis Barrios   | CUB        | DT         | silver      | 63.64                    | 3qA/62.23    |
|                                    |  | Lyudmila Blonska  | UKR        | Heptathlon | silver      | 6700                     |              |
|                                    |  | Blonska           | UKR        | LJ         | 3qA         | 6.76                     |              |
| Yuliya Chermoshanskaya             |  | RUS               | 200m       | 5s1        | 22.57       | 1q3/22.63, 4h2/22.98     |              |
| Chermoshanskaya                    |  |                   | 4x100mR    | gold       | 42.31       | 2h2/42.87                |              |
| Tatyana Chernova○                  |  | RUS               | Heptathlon | bronze     | 6591        |                          |              |
| Anna Chicherova○                   |  | RUS               | HJ         | bronze     | 2.03        | 5qA/1.93                 |              |
| Hrisopiyí Devetzí                  |  | GRE               | LJ         | 8qA        | 6.57        |                          |              |
| Devetzí                            |  | TJ                | bronze     | 15.23      | 1qB/14.92   |                          |              |
| Tatyana Firova                     |  | RUS               | 400m       | 6          | 50.11       | 2h7/50.59, 3s1/50.31     |              |
| Firova                             |  |                   | 4x400mR    | silver     | 3:18.82     | 1h1/3:23.71              |              |
| Alissa Kallinikou                  |  | CYP               | 400m       | 5h7        | 52.40       |                          |              |
| Anastasiya Kapachinskaya           |  | RUS               | 400m       | 5          | 50.03       | 1h3/51.32, 2s2/50.30     |              |
| Kapachinskaya                      |  |                   | 4x400mR    | silver     | 3:18.82     |                          |              |
| By association with Kapachinskaya¶ |  | RUS               | 4x400mR    | 1h1        | 3:23.71     |                          |              |
| Tatyana Lebedeva○                  |  | RUS               | LJ         | silver     | 7.03        | 2qB/6.70                 |              |
| Lebedeva○                          | TJ   | silver            | 15.32      | 2qB/14.55  |             |                          |              |
| Oksana Menkova                     | BLR  | HT                | gold       | 76.34      | 6qB/69.77   |                          |              |
| Natallia Mikhnevich                | BLR  | SP                | silver     | 20.28      | 3qA.19.11   |                          |              |
| Tezdzhan Naimova                   | BUL  | 100m              | 5h9        | 11.70      |             |                          |              |
| Josephine Onyia                    | ESP  | 100mH             | 5s1        | 12.86      | 1h1/12.68   |                          |              |
| Nadezhda Ostapchuk                 | BLR  | SP                | bronze     | 19.08      | 2qB/19.08   |                          |              |
| Vita Palamar                       | UKR  | HJ                | 5          | 1.99       | =3qA/1.93   |                          |              |
| Daryia Pchelnik                    | BLR  | HT                | 4          | 73.65      | 5qA/71.30   |                          |              |
| Vanja Perišić                      | CRO  | 800m              | 6h3        | 2:06.82    |             |                          |              |
| Yelena Slesarenko                  | RUS  | HJ                | 4          | 2.01       | 9qB/1.93    |                          |              |
| Athanasia Tsoumeléka               | GRE  | 20km Walk         | 9th        | 1:27:54    |             |                          |              |
| Svetlana Usovich                   | BLR  | 800m              | 8s2        | 2:02.79    | 4h2/2:00.42 |                          |              |
| Usovich                            |  | 4x400mR           | 4          | 3:21.85    | 3h2/3:22.78 |                          |              |
| Yekaterina Volkova                 | RUS  | 3000mSC           | bronze     | 9:07.64    | 3h3/9:23.06 |                          |              |

¶ Team disqualified under IAAF rule 41.1 because of the doping transgression of squad member Kapachinskaya, who ran only in the final (but then also disqualified because of Firova)

| YEAR                                     | NAME                             | COUNTRY            | EVENT             | PLACE          | MARK                            | PRELIMINARIES                   |                                 |
|--|----------------------------------|--------------------|-------------------|----------------|---------------------------------|---------------------------------|---------------------------------|
| <b>London 2012 (64)</b>                  |                                  |                    |                   |                |                                 |                                 |                                 |
| <b>Men</b>                               | <b>Denis Alekseyev</b>           | <b>RUS</b>         | <b>4x400m</b>     | <b>5</b>       | <b>3:00.09</b>                  | <b>3h2/3:02.10</b>              |                                 |
|  | Hussain Jamaan Al-Hamdah         | KSA                | 5000m             | 19h1           | 14:00.43                        |                                 |                                 |
|  | <b>Sergey Bakulin</b>            | <b>RUS</b>         | <b>50Km Walk</b>  | <b>6</b>       | <b>3:38:55</b>                  |                                 |                                 |
|  | <b>Valeriy Borchin</b>           | <b>RUS</b>         | <b>20Km Walk</b>  | <b>dnf</b>     |                                 |                                 |                                 |
|  | <b>Abderrahime Bouramdane</b>    | <b>MAR</b>         | <b>Marathon</b>   | <b>dnf</b>     |                                 |                                 |                                 |
|  | Hamza Driouch                    | QAT                | 1500m             | 11s1           | 3:49.40                         | 2h2/3:39.67                     |                                 |
|  | <b>Oleksandr Drygol</b>          | <b>UKR</b>         | <b>HT</b>         | <b>18qA</b>    | <b>69.57</b>                    |                                 |                                 |
|  | <b>Maksim Dyldin</b> ○           | <b>RUS</b>         | <b>400m</b>       | <b>5s2</b>     | <b>45.39</b>                    | <b>3h1/45.52</b>                |                                 |
|  | <b>Dyldin</b> ○                  |                    | <b>4x400m</b>     | <b>5</b>       | <b>3:00.09</b>                  | <b>3h2/3:02.10</b>              |                                 |
|  | Tyson Gay                        | USA                | 100m              | 4              | 9.80                            | 1q1/10.08, 2s3/9.90             |                                 |
|  | Gay                              |                    | 4x100mR           | silver         | 37.04                           |                                 |                                 |
|  | <b>By association with Gay</b> ¶ | <b>USA</b>         | <b>4x100mR</b>    | <b>1h2</b>     | <b>37.38</b>                    |                                 |                                 |
|  | Hassan Hirt                      | FRA                | 5000m             | 11h1           | 13:35.36                        |                                 |                                 |
|  | <b>Kirill Ikonnikov</b>          | <b>RUS</b>         | <b>HT</b>         | <b>5</b>       | <b>77.86</b>                    | <b>5qA/76.85</b>                |                                 |
|  | <b>Vladimir Kanaykin</b>         | <b>RUS</b>         | <b>20Km Walk</b>  | <b>dq</b>      |                                 |                                 |                                 |
|  | <b>Sergey Kirdyapkin</b>         | <b>RUS</b>         | <b>50Km Walk</b>  | <b>gold</b>    | <b>3:35:59</b>                  |                                 |                                 |
|  | <b>Pavel Kryvitski</b>           | <b>BLR</b>         | <b>HT</b>         | <b>14qA</b>    | <b>71.49</b>                    |                                 |                                 |
|  | <b>Maksym Mazuryk</b>            | <b>UKR</b>         | <b>PV</b>         | <b>10qA</b>    | <b>5.35</b>                     |                                 |                                 |
|  | Andrei Mikhnevich                | BLR                | SP                | 8qB            | 19.89                           |                                 |                                 |
|  | <b>Oleksandr Pyatnytsya</b>      | <b>UKR</b>         | <b>JT</b>         | <b>silver</b>  | <b>84.51</b>                    | <b>3qB/82.72</b>                |                                 |
|  | Mohamed Othman Shahween          | KSA                | 1500m             | 7s1            | 3:43.39                         | 1h2/3:39.42                     |                                 |
|  | <b>Dmitriy Starodubtsev</b>      | <b>RUS</b>         | <b>PV</b>         | <b>4</b>       | <b>5.75</b>                     | <b>4qB/5.75</b>                 |                                 |
|  | Igor Yerokhin                    | RUS                | 50Km Walk         | 5              | 3:37:54                         |                                 |                                 |
|  | <b>Women</b>                     | <b>Gamze Bulut</b> | <b>TUR</b>        | <b>1500m</b>   | <b>silver</b>                   | <b>4:10.40</b>                  | <b>1h3/4:06.69, 2s2/4:01.18</b> |
|  | <b>Aslı Çakır Alptekin</b>       | <b>TUR</b>         | <b>1500m</b>      | <b>gold</b>    | <b>4:10.23</b>                  | <b>3h2/4:13.64, 1s1/4:05.11</b> |                                 |
|  | Yelena Arzhakova                 | RUS                | 800m              | 6              | 1:59.21                         | 2h5/2:08.39, 2s2/1:58.13        |                                 |
|  | <b>Maria Beshpalova</b>          | <b>RUS</b>         | <b>HT</b>         | <b>11</b>      | <b>71.13</b>                    | <b>3qB/73.58</b>                |                                 |
|  | <b>Yolanda Caballero</b>         | <b>COL</b>         | <b>Marathon</b>   | <b>dnf</b>     |                                 |                                 |                                 |
|  | <b>Tatyana Chernova</b> ○        | <b>RUS</b>         | <b>Heptathlon</b> | <b>bronze</b>  | <b>6628</b>                     |                                 |                                 |
|  | <b>Bahar Doğan</b>               | <b>TUR</b>         | <b>Marathon</b>   | <b>62</b>      | <b>2:36:35</b>                  |                                 |                                 |
|  | <b>Marta Domínguez</b>           | <b>ESP</b>         | <b>3000mSC</b>    | <b>12</b>      | <b>9:36.45</b>                  | <b>4h2/9:29.71</b>              |                                 |
|  | <b>Tetyana Gamera</b>            | <b>UKR</b>         | <b>Marathon</b>   | <b>5</b>       | <b>2:24:32</b>                  |                                 |                                 |
|  | <b>Vera Ganeyeva</b>             | <b>RUS</b>         | <b>DT</b>         | <b>11qA</b>    | <b>59.90</b>                    |                                 |                                 |
|  | Yelizaveta Grechishnikova        | RUS                | 10,000m           | 19             | 32:11.32                        |                                 |                                 |
|  | Semoy Hackett                    | TTO                | 100m              | 5s1            | 11.26                           | 2h6/11.04                       |                                 |
|  | Hackett                          |                    | 200m              | 8              | 22.87                           | 2h1/22.81, 3s2/22.55            |                                 |
|  | Hackett                          |                    | 4x100m            | dnf/final      | 2h1/42.31                       |                                 |                                 |
|  | <b>Olga Kaniskina</b>            | <b>RUS</b>         | <b>20Km Walk</b>  | <b>silver</b>  | <b>1:25:09</b>                  |                                 |                                 |
|  | <b>Anastasiya Kapachinskaya</b>  | <b>RUS</b>         | <b>4x400m</b>     | <b>2h2</b>     | <b>3:23.11</b>                  |                                 |                                 |
|  | Natallia Kareiva                 | BLR                | 1500m             | 7              | 4:11.58                         | 3h3/4:06.87, 6s2/4:02.37        |                                 |
| <b>Gulfiya Khanafeyeva</b>               | <b>RUS</b>                       | <b>HT</b>          | <b>8qB</b>        | <b>69.43</b>   |                                 |                                 |                                 |
| <b>Ümmü Kiraz</b>                        | <b>TUR</b>                       | <b>Marathon</b>    | <b>88</b>         | <b>2:43:07</b> |                                 |                                 |                                 |
| <b>Yevgeniya Kolodko</b>                 | <b>RUS</b>                       | <b>SP</b>          | <b>silver</b>     | <b>20.48</b>   | <b>1qB/19.31</b>                |                                 |                                 |
| Yekaterina Kostetskaya                   | RUS                              | 1500m              | 9                 | 4:12.90        | 4h3/4:06.94, 2s1/4:05.32        |                                 |                                 |
| <b>Antonina Krivoshapka</b>              | <b>RUS</b>                       | <b>400m</b>        | <b>6</b>          | <b>50.17</b>   | <b>1h5/50.75, 1s3/49.81</b>     |                                 |                                 |
| <b>Krivoshapka</b>                       |                                  | <b>4x400m</b>      | <b>silver</b>     | <b>3:20.23</b> |                                 |                                 |                                 |
| <b>By association with Krivoshapka</b> ¶ |                                  | <b>4x400m</b>      | <b>2h2</b>        | <b>3:23.11</b> |                                 |                                 |                                 |
| <b>Tatyana Lysenko/Beloborodova</b>      | <b>RUS</b>                       | <b>HT</b>          | <b>gold</b>       | <b>78.18</b>   | <b>3qA/74.43</b>                |                                 |                                 |
| Zalina Marghieva/Petrivskaya             | MDA                              | HT                 | 8                 | 74.06          | 5qB/72.19                       |                                 |                                 |
| <b>Yekaterina Martynova/Sharmina</b>     | <b>RUS</b>                       | <b>1500m</b>       | <b>6h2</b>        | <b>4:13.86</b> |                                 |                                 |                                 |
| Karin Melis Mey                          | TUR                              | LJ                 | dns/final         | 2qA/6.80       |                                 |                                 |                                 |
| <b>Oksana Menkova</b>                    | <b>BLR</b>                       | <b>HT</b>          | <b>7</b>          | <b>74.40</b>   | <b>4qB/73.10</b>                |                                 |                                 |
| <b>Nastassia Mironchyk-Ivanova</b>       | <b>BLR</b>                       | <b>LJ</b>          | <b>7</b>          | <b>6.72</b>    | <b>4qA/6.66</b>                 |                                 |                                 |
| <b>Anna Mishchenko</b>                   | <b>UKR</b>                       | <b>1500m</b>       | <b>11h3</b>       | <b>4:13.63</b> |                                 |                                 |                                 |
| Ghöfrane Mohammad                        | SYR                              | 400mH              | 8h2               | 58.09          |                                 |                                 |                                 |
| <b>Semiha Mutlu</b>                      | <b>TUR</b>                       | <b>20Km Walk</b>   | <b>47</b>         | <b>1:35:33</b> |                                 |                                 |                                 |
| Nadezhda Ostapchuk                       | BLR                              | SP                 | gold              | 21.36          | 1qA/20.76                       |                                 |                                 |
| Darya Pishchalnikova                     | RUS                              | DT                 | silver            | 67.56          | 2qA/65.02                       |                                 |                                 |
| <b>Meliz Redif</b>                       | <b>TUR</b>                       | <b>4x400m</b>      | <b>8h2</b>        | <b>3:34.71</b> |                                 |                                 |                                 |
| Pınar Saka                               | TUR                              | 400m               | 4h4               | 52.38          |                                 |                                 |                                 |
| Saka                                     |                                  | 4x400m             | 8h2               | 3:34.71        |                                 |                                 |                                 |
| <b>Mariya Savinova</b>                   | <b>RUS</b>                       | <b>800m</b>        | <b>gold</b>       | <b>1:56.19</b> | <b>1h2/2:01.56, 1s3/1:58.57</b> |                                 |                                 |
| Anzhela Shevchenko                       | UKR                              | 1500m              | 13h1              | 4:12.97        |                                 |                                 |                                 |
| Svitlana Shmidt                          | UKR                              | 3000mSC            | 12h3              | 10:01.09       |                                 |                                 |                                 |
| <b>Liliya Shobukhova</b>                 | <b>RUS</b>                       | <b>Marathon</b>    | <b>dnf</b>        |                |                                 |                                 |                                 |
| <b>Margaryta Tverdohlib</b>              | <b>UKR</b>                       | <b>LJ</b>          | <b>13qA</b>       | <b>6.19</b>    |                                 |                                 |                                 |
| Binnaz Uslu                              | TUR                              | 3000SC             | 15h1              | 10:31.00       |                                 |                                 |                                 |
| <b>Viktoriya Valyukevich</b>             | <b>RUS</b>                       | <b>TJ</b>          | <b>8</b>          | <b>14.19</b>   | <b>6qA/14.24</b>                |                                 |                                 |

| YEAR   | NAME                   | COUNTRY    | EVENT          | PLACE       | MARK           | PRELIMINARIES               |
|--------|------------------------|------------|----------------|-------------|----------------|-----------------------------|
| (2012) | Wang Jiali             | CHN        | Marathon       | 58          | 2:35:46        |                             |
|        | <b>Nevin Yanit</b>     | <b>TUR</b> | <b>100mH</b>   | <b>5</b>    | <b>12.58</b>   | <b>1h4/12.70, 2s3/12.58</b> |
|        | Lyudmyla Yosypenko     | UKR        | Heptathlon     | 4           | 6618           |                             |
|        | <b>Yuliya Zaripova</b> | <b>RUS</b> | <b>3000mSC</b> | <b>gold</b> | <b>9:06.72</b> | <b>2h3/9:25.68</b>          |

† Team disqualified under IAAF rule 41.1 because of the doping transgression of squad member Gay or Krivoschapka, who ran only in the final (though in Krivoschapka's case the team in the heat had a guilty member, Kapachinskaya)

### Rio 2016 (3)

|       |                            |            |              |             |                 |                    |
|-------|----------------------------|------------|--------------|-------------|-----------------|--------------------|
| Men   | <b>Moukhled Al-Outaibi</b> | <b>KSA</b> | <b>5000m</b> | <b>21h1</b> | <b>14:18.48</b> |                    |
| Women | <b>Anastasiya Kudinova</b> | <b>KAZ</b> | <b>400m</b>  | <b>7h8</b>  | <b>56.03</b>    |                    |
|       | <b>Nataliya Lupu</b>       | <b>UKR</b> | <b>800m</b>  | <b>8s2</b>  | <b>2:02.10</b>  | <b>2h5/1:59.91</b> |

### REALLOCATED MEDALS as at June 30, 2017

IOC-confirmed upgrades shown in underline, pending-*italic* (○ = case under appeal), unchanged-**bold**

|                                |                                  |     |         |                 |                      |                       |                      |
|--------------------------------|----------------------------------|-----|---------|-----------------|----------------------|-----------------------|----------------------|
| <b>1984</b> (1 stripped medal) |                                  |     |         | <b>Stripped</b> | <b>Gold</b>          | <b>Silver</b>         | <b>Bronze</b>        |
| Men                            | Martti Vainio                    | FIN | 10,000m | silver          | <b>Cova ITA</b>      | <u>McLeod GBR</u>     | <u>Musyoki KEN</u>   |
| <b>1988</b> (1)                |                                  |     |         |                 |                      |                       |                      |
| Men                            | Ben Johnson                      | CAN | 100m    | gold            | <u>Lewis USA</u>     | <u>Christie GBR</u>   | <u>Smith USA</u>     |
| <b>Sydney 2000</b> (6)         |                                  |     |         |                 |                      |                       |                      |
| Men                            | Antonio Pettigrew & Jerome Young | USA | 4x400mR | gold            | <u>Nigeria</u>       | <u>Jamaica</u>        | <u>Bahamas</u>       |
| Women                          | Marion Jones                     | USA | 100m    | gold*           | Not allocated        | <b>Thanou GRE</b>     | <u>Ottey JAM</u>     |
|                                |                                  |     |         |                 |                      | <u>Lawrence JAM</u>   |                      |
|                                | Jones                            |     | 200m    | gold            | <u>Davis BAH</u>     | <u>Jayasinghe SRI</u> | <u>McDonald JAM</u>  |
|                                | Jones                            |     | LJ      | bronze          | <b>Drechsler GER</b> | <b>May ITA</b>        | <u>Kotova RUS</u>    |
|                                | Jones                            |     | 4x100mR | bronze€         | <b>Bahamas</b>       | <b>Jamaica</b>        | <b>United States</b> |
|                                | Jones                            |     | 4x400mR | gold€           | <b>United States</b> | <b>Jamaica</b>        | <b>Russia</b>        |

\* Gold medal withheld from Katerina Thanou GRE, who stays as silver medallist along with the upgraded Tayna Lawrence JAM

€ Medals stripped from Jones only, overall result allowed to stand

### Athens 2004 (7)

|       |                     |     |         |                |                      |                      |                     |
|-------|---------------------|-----|---------|----------------|----------------------|----------------------|---------------------|
| Men   | Adrián Annus        | HUN | HT      | gold           | <u>Murofushi JPN</u> | Not allocated        | <b>Apak TUR</b>     |
|       | Yuriy Belonog       | UKR | SP      | gold           | <u>Nelson USA</u>    | <u>Olsen DEN</u>     | <u>Martínez ESP</u> |
|       | Robert Fazekas      | HUN | DT      | gold           | <u>Alekna LTU</u>    | <u>Kóvágó HUN</u>    | <u>Tammert EST</u>  |
|       | Ivan Tikhon         | BLR | HT      | bronze>silver* | See above            |                      |                     |
| Women | Crystal Cox         | USA | 4x400mR | gold€          | <b>United States</b> | <b>Russia</b>        | <b>Jamaica</b>      |
|       | Irina Korzhanenko   | RUS | SP      | gold           | <u>Cumbá CUB</u>     | <u>Kleinert GER</u>  | Not allocated       |
|       | Svetlana Krivelyova | RUS | SP      | 4th>bronze#    | See above            |                      |                     |
|       | Irina Yatchenko     | UKR | DT      | bronze         | <b>Sadova RUS</b>    | <b>Kelesidou GRE</b> | <u>Cechlová CZE</u> |

\* Silver medal apparently withheld from original bronze medallist Eşref Apak TUR, and that bronze medal apparently withheld from Vadim Devyatovski BLR (originally 4th)

€ Despite the disqualification of Cox (who ran only in the heat) the IOC decided in June 2013 not to disqualify the US team from the final

# Bronze medal apparently withheld from Nadezhda Ostapchuk BLR (originally 5th, then 4th)

### Beijing 2008 (19)

|       |   |     |            |            |                              |                       |                               |
|-------|---|-----|------------|------------|------------------------------|-----------------------|-------------------------------|
| Men   | Denis Alekseyev & Maksim Dyldin           | RUS | 4x400mR    | bronze     | <b>United States</b>         | <b>Bahamas</b>        | <u>Great Britain &amp; NI</u> |
|       | Nesta Carter○                             | JAM | 4x100mR    | gold       | <i>Trinidad &amp; Tobago</i> | <i>Japan</i>          | <i>Brazil</i>                 |
|       | Andrei Mikhnevich                         | BLR | SP         | bronze     | <b>Majewski POL</b>          | <b>Cantwell USA</b>   | <u>Armstrong CAN</u>          |
|       | Denys Yurchenko                           | UKR | PV         | bronze     | <b>Hooker AUS</b>            | <b>Lukyanenko RUS</b> | <u>Miles USA</u>              |
| Women | Mariya Abakumova○                         | RUS | JT         | silver     | <b>Špotáková CZE</b>         | <i>Obergföll GER</i>  | <i>Sayers GBR</i>             |
|       | Elvan Abeylegesse                         | TUR | 5000m      | silver     | <b>T Dibaba ETH</b>          | <b>Defar ETH</b>      | <b>Kibet KEN</b>              |
|       | Abeylegesse                               |     | 10,000m    | silver     | <b>T Dibaba ETH</b>          | <b>Flanagan USA</b>   | <b>Masai KEN</b>              |
|       | Yarelis Barrios                           | CUB | DT         | silver     | <b>Brown Trafton USA</b>     | <u>Antonova UKR</u>   | <u>Song CHN</u>               |
|       | Lyudmila Blonska                          | UKR | Heptathlon | silver     | <u>Dobrynska UKR</u>         | <u>Fountain USA</u>   | <u>Sotherton GBR</u>          |
|       | Yuliya Chermoshanskaya                    | RUS | 4x100mR    | gold       | <u>Belgium</u>               | <u>Nigeria</u>        | <u>Brazil</u>                 |
|       | Tatyana Chernova○                         | RUS | Heptathlon | 4th>bronze | See Blonska above            |                       |                               |
|       | Anna Chicherova○                          | RUS | HJ*        | bronze     | <b>Hellebaut BEL</b>         | <b>Vlašić CRO</b>     | <i>Lowe USA</i>               |
|       | Hrisopiyí Devetzí                         | GRE | TJ         | bronze     | <b>Mbango CMR</b>            | <i>Rypakova KAZ</i>   | <i>Savigne CUB</i>            |
|       | Tatyana Firova & Anastasiya Kapachinskaya | RUS | 4x400mR€   | silver     | <b>United States</b>         | <u>Jamaica</u>        | <u>Great Britain &amp; NI</u> |
|       | Tatyana Lebedeva○                         | RUS | LJ         | silver     | <b>Maggi BRA</b>             | <i>Opakbare NGR</i>   | <i>Hammond USA</i>            |
|       | Lebedeva○                                 |     | TJ         | silver     | See above                    |                       |                               |
|       | Oksana Menkova                            | BLR | HT#        | gold       | <u>Moreno CUB</u>            | <u>Zhang CHN</u>      | <u>Montebrun FRA</u>          |
|       | Natallia Mikhnevich                       | BLR | SP         | silver     | <b>Adams/Vili NZL</b>        | <u>González CUB</u>   | <u>Gong CHN</u>               |
|       | Nadezhda Ostapchuk                        | BLR | SP         | bronze     | See Lebedeva above           |                       |                               |
|       | Yekaterina Volkova                        | RUS | 3000mSC    | bronze     | <b>Samitova-Galkina RUS</b>  | <b>Jepkorir KEN</b>   | <u>Petrova RUS</u>            |


\* Yelena Slesarenko RUS (originally 4th) and Vita Palamar UKR (originally 5th) also disqualified

€ Belarus (originally 4th) also disqualified

# Daryia Pchelnyk BLR (originally 4th) also disqualified



| SEX                     | NAME                         | COUNTRY | EVENT      | STRIPPED      | GOLD                  | SILVER                       | BRONZE               |
|-------------------------|------------------------------|---------|------------|---------------|-----------------------|------------------------------|----------------------|
| <b>London 2012 (14)</b> |                              |         |            |               |                       |                              |                      |
| Men                     | Tyson Gay                    | USA     | 4x100mR    | silver        | <b>Jamaica</b>        | <u>Trinidad &amp; Tobago</u> | <u>France</u>        |
|                         | Sergey Kirdyapkin            | RUS     | 50Km Walk  | gold          | <u>Tallent AUS</u>    | <u>Si CHN</u>                | <u>Heffernan IRL</u> |
|                         | Oleksandr Pyatnytsya         | UKR     | JT         | silver        | <b>Walcott TTO</b>    | <u>Ruuskanen FIN</u>         | <u>Veselý CZE</u>    |
| Women                   | Aslı Çakır Alptekin          | TUR     | 1500m      | gold          | <u>Jamal BRN</u>      | <u>Tomashova RUS</u>         | <u>Aregawi ETH</u>   |
|                         | Gamze Bulut                  | TUR     | 1500m      | silver>gold   | See Çakır above       |                              |                      |
|                         | Tatyana Chernova             | RUS     | Heptathlon | bronze        | <b>Ennis GBR</b>      | <b>Schwarzkopf GER</b>       | <u>Skujytė LTU</u>   |
|                         | Olga Kaniskina               | RUS     | 20Km Walk  | silver        | <b>Lashmanova RUS</b> | <u>Qieyang CHN</u>           | <u>Liu CHN</u>       |
|                         | Yevgeniya Kolodko            | RUS     | SP         | bronze>silver | <b>Adams NZL</b>      | <u>Gong CHN</u>              | <u>Li CHN</u>        |
|                         | Antonina Krivoschapka        | RUS     | 4x400m     | silver        | <b>United States</b>  | <u>Jamaica</u>               | <u>Ukraine</u>       |
|                         | Tatyana Lysenko/Beloborodova | RUS     | HT         | gold          | <u>Włodarczyk POL</u> | <u>Heidler GER</u>           | <u>Zhang CHN</u>     |
|                         | Nadezhda Ostapchuk           | BLR     | SP         | gold          | See above             |                              |                      |
|                         | Darya Pishchalnikova         | RUS     | DT         | silver        | <b>Perković CRO</b>   | <u>Li CHN</u>                | <u>Barrios CUB</u>   |
|                         | Mariya Savinova              | RUS     | 800m       | gold          | <u>Semenya RSA</u>    | <u>Poistogova RUS</u>        | <u>Jelimo KEN</u>    |
|                         | Yuliya Zaripova              | RUS     | 3000mSC    | gold          | <u>Ghribi TUN</u>     | <u>Assefa ETH</u>            | <u>Chemos KEN</u>    |



| YEAR | GOLD | SILVER | BRONZE | Wind |
|------|------|--------|--------|------|
|------|------|--------|--------|------|

## SUMMER YOUTH OLYMPIC GAMES

Venues - 2010: Singapore; 2014: Nanjing; 2018: Buenos Aires

### MEN

#### 100 Metres

|      |              |     |       |                  |     |       |                 |     |       |      |
|------|--------------|-----|-------|------------------|-----|-------|-----------------|-----|-------|------|
| 2010 | Odean Skeen  | JAM | 10.42 | Masaki Nashimoto | JPN | 10.51 | David Bolarinwa | GBR | 10.51 | 0.1  |
| 2014 | Sydney Siame | ZAM | 10.56 | Kenta Oshima     | JPN | 10.57 | Trae Williams   | AUS | 10.60 | -0.5 |

#### 200 Metres

|      |            |     |       |                |     |       |                  |     |       |     |
|------|------------|-----|-------|----------------|-----|-------|------------------|-----|-------|-----|
| 2010 | Xie Zhenye | CHN | 21.22 | Keisuke Honma  | JPN | 21.27 | Patrick Domogala | GER | 21.36 | 0.4 |
| 2014 | Noah Lyles | USA | 20.80 | Thebe Baboloki | BOT | 21.20 | Yang Chun-Han    | TPE | 21.31 | 0.3 |

#### 400 Metres

|      |                 |     |       |                |     |       |                |     |       |
|------|-----------------|-----|-------|----------------|-----|-------|----------------|-----|-------|
| 2010 | Luguelín Santos | DOM | 47.11 | Ruan Greyling  | RSA | 47.22 | Alfas Kishoyan | KEN | 47.22 |
| 2014 | Martin Manley   | JAM | 46.31 | Karabo Sibanda | BOT | 46.76 | Henri Delauze  | BAH | 46.91 |

#### 800 Metres (From 2014)

|      |                |     |         |                     |     |         |             |     |         |
|------|----------------|-----|---------|---------------------|-----|---------|-------------|-----|---------|
| 2014 | Myles Marshall | USA | 1:49.14 | Geoffrey Balimumiti | UGA | 1:49.37 | Bacha Morka | ETH | 1:49.73 |
|------|----------------|-----|---------|---------------------|-----|---------|-------------|-----|---------|

#### 1000 Metres (2010 only)

|      |              |     |         |               |     |         |               |     |         |
|------|--------------|-----|---------|---------------|-----|---------|---------------|-----|---------|
| 2010 | Mohamed Aman | ETH | 2:19.54 | Hamza Driouch | QAT | 2:21.25 | Charlie Grice | GBR | 2:21.85 |
|------|--------------|-----|---------|---------------|-----|---------|---------------|-----|---------|

#### 1500 Metres (From 2014)

|      |                 |     |         |                |     |         |                        |     |         |
|------|-----------------|-----|---------|----------------|-----|---------|------------------------|-----|---------|
| 2014 | Gilbert Kwemboi | KEN | 3:41.99 | Mulugeta Asefa | ETH | 3:45.08 | Mohamed Ismail Ibrahim | DJI | 3:45.72 |
|------|-----------------|-----|---------|----------------|-----|---------|------------------------|-----|---------|

#### 3000 Metres

|      |                |     |         |                      |     |         |                |     |         |
|------|----------------|-----|---------|----------------------|-----|---------|----------------|-----|---------|
| 2010 | Abrar Osman    | ERI | 8:07.24 | Fekru Jebesa         | ETH | 8:08.53 | Hicham Sigueni | MAR | 8:08.55 |
| 2014 | Yomif Kejelcha | ETH | 7:56.20 | Thierry Ndikumwenayo | BDI | 8:06.05 | Moses Koech    | KEN | 8:06.33 |

#### 2000 Metres Steeplechase (91.4cm)

|      |                 |     |         |                       |     |         |                     |     |         |
|------|-----------------|-----|---------|-----------------------|-----|---------|---------------------|-----|---------|
| 2010 | Peter Mutuku    | KEN | 5:37.63 | Habtamu Jaleta Fayisa | ETH | 5:39.10 | Zachariah Kiprotich | UGA | 5:41.25 |
| 2014 | Wogene Sebisibe | ETH | 5:38.42 | Amos Kirui            | KEN | 5:40.29 | Hicham Chemlal      | MAR | 5:40.94 |

#### 110 Metres Hurdles (91.4cm)

|      |                |     |       |                  |     |       |               |     |       |     |
|------|----------------|-----|-------|------------------|-----|-------|---------------|-----|-------|-----|
| 2010 | Nicholas Hough | AUS | 13.37 | Wang Dongqiang   | CHN | 13.41 | Jussi Kanervo | FIN | 13.53 | 0.7 |
| 2014 | Jaheel Hyde    | JAM | 12.96 | Henrik Hannemann | GER | 13.40 | Kim Kyong-Tae | KOR | 13.43 | 1.3 |

#### 400 Metres Hurdles (83.8cm)

|      |                 |     |       |                      |     |       |                 |     |       |
|------|-----------------|-----|-------|----------------------|-----|-------|-----------------|-----|-------|
| 2010 | Norge Sotomayor | CUB | 50.69 | Durgesh Kumar Pal    | IND | 50.81 | William Mutunga | KEN | 51.23 |
| 2014 | Xu Zhihang      | CHN | 50.61 | Mohamed Fares Jlassi | TUN | 50.61 | Victor Coroller | FRA | 51.19 |

#### High Jump

|      |                 |     |      |                |     |      |                 |     |      |
|------|-----------------|-----|------|----------------|-----|------|-----------------|-----|------|
| 2010 | Dmitriy Kroyter | ISR | 2.19 | Brandon Starc  | AUS | 2.19 | Viktor Chernysh | UKR | 2.17 |
| 2014 | Danyil Lysenko  | RUS | 2.20 | Yuji Hiramatsu | JPN | 2.14 | Shem James      | AUS | 2.14 |

#### Pole Vault

|      |                |     |      |                      |     |      |                           |     |      |
|------|----------------|-----|------|----------------------|-----|------|---------------------------|-----|------|
| 2010 | Didac Salas    | ESP | 5.05 | Thiago da Silva      | BRA | 5.05 | Theodoros Hrisantopoulos  | GRE | 4.95 |
| 2014 | Noel Del Cerro | ESP | 5.10 | Vladimir Shcherbakov | RUS | 5.05 | Muntafer Faleh Abdelwahid | IRQ | 5.05 |

#### Long Jump

|      |                   |     |      |                |     |      |                 |     |      |
|------|-------------------|-----|------|----------------|-----|------|-----------------|-----|------|
| 2010 | Caio Dos Santos   | BRA | 7.69 | Sho Matsubara  | JPN | 7.65 | Rudolph Pienaar | RSA | 7.53 |
| 2014 | Anatoliy Ryapolov | RUS | 7.54 | O'Brien Wasome | JAM | 7.44 | Zhong Peifeng   | CHN | 7.37 |

#### Triple Jump

|      |                  |     |       |              |     |       |               |     |       |
|------|------------------|-----|-------|--------------|-----|-------|---------------|-----|-------|
| 2010 | Radamés Fabar    | CUB | 16.37 | Fu Haitao    | CHN | 16.14 | Georgi Tsonov | BUL | 15.80 |
| 2014 | Miguel Van Assen | SUR | 16.15 | Tobia Bocchi | ITA | 16.01 | Nazim Babayev | AZE | 15.96 |

#### Shot Put (5kg)

|      |                      |     |       |               |     |       |              |     |       |
|------|----------------------|-----|-------|---------------|-----|-------|--------------|-----|-------|
| 2010 | Krzysztof Brzozowski | POL | 23.23 | Jacko Gill    | NZL | 22.60 | Dennis Lewke | GER | 21.22 |
| 2014 | Konrad Bukowiecki    | POL | 23.17 | Andrei Toader | ROU | 21.00 | Merten Howe  | GER | 20.13 |

#### Discus Throw (1.5kg)

|      |                    |     |       |                |     |       |                |     |       |
|------|--------------------|-----|-------|----------------|-----|-------|----------------|-----|-------|
| 2010 | Jacques du Plessis | RSA | 63.94 | Arjun Kumar    | IND | 62.52 | Jaromír Mazgal | CZE | 60.31 |
| 2014 | Cheng Yulong       | CHN | 64.14 | Clemens Prüfer | GER | 63.52 | Ruslan Valitov | UKR | 57.48 |

#### Hammer Throw (5kg)

|      |               |     |       |                        |     |       |                    |     |       |
|------|---------------|-----|-------|------------------------|-----|-------|--------------------|-----|-------|
| 2010 | Liu Binbin    | CHN | 73.99 | Alexandros Poursanides | CYP | 70.30 | Balázs Töreky      | HUN | 70.13 |
| 2014 | Hlib Piskunov | UKR | 82.65 | Bence Halász           | HUN | 81.90 | Ahmed Tarek Ismail | EGY | 78.59 |

#### Javelin Throw (700gm)

|      |                |     |       |                 |     |       |                |     |       |
|------|----------------|-----|-------|-----------------|-----|-------|----------------|-----|-------|
| 2010 | Braian Toledo  | ARG | 81.78 | Devin Bogert    | USA | 76.88 | Intars Išējevs | LAT | 74.23 |
| 2014 | Lukas Moutarde | FRA | 74.48 | Alexandru Novac | ROU | 73.98 | Mark Schmölcz  | HUN | 72.40 |

| YEAR   | GOLD                 |     | SILVER   |                     | BRONZE |          | Wind                    |     |          |      |
|--|----------------------|-----|----------|---------------------|--------|----------|-------------------------|-----|----------|------|
| <b>10,000 Metres Walk</b>                      |                      |     |          |                     |        |          |                         |     |          |      |
| 2010   | Igor Lyashchenko     | UKR | 42:43.93 | Oscar Villavicencio | ECU    | 43:46.00 | Pavel Parshin           | RUS | 44:18.04 |      |
| 2014   | Minoru Onogawa       | JPN | 42:03.64 | Vladislav Saraykin  | RUS    | 42:10.95 | Noel Ali Chama          | MEX | 42:14.11 |      |
| <b>WOMEN</b>                                   |                      |     |          |                     |        |          |                         |     |          |      |
| <b>100 Metres</b>                              |                      |     |          |                     |        |          |                         |     |          |      |
| 2010   | Josephine Omaka      | NGR | 11.58    | Myasia Jacobs       | USA    | 11.64    | Fani Chala              | DOM | 11.65    | 0.2  |
| 2014   | Liang Xiaojing       | CHN | 11.65    | Paraskevi Andreou   | CYP    | 11.71    | Sam Geddes              | AUS | 11.76    | -0.1 |
| <b>200 Metres</b>                              |                      |     |          |                     |        |          |                         |     |          |      |
| 2010   | Florence Nwankwe     | NGR | 23.46    | Tynia Gaither       | BAH    | 23.68    | Olivia Ekpone           | USA | 23.75    | 0.7  |
| 2014   | Natalliah Whyte      | JAM | 23.55    | Dzhoys Koba         | UKR    | 23.94    | Brandee Johnson         | USA | 24.28    | 0.7  |
| <b>400 Metres</b>                              |                      |     |          |                     |        |          |                         |     |          |      |
| 2010   | Robin Reynolds       | USA | 52.57    | Bianca Răzor        | ROU    | 53.10    | Bukola Abogunloko       | NGR | 53.47    |      |
| 2014   | Jess Thornton        | AUS | 52.50    | Salwa Eid Nasser    | BRN    | 52.74    | Meleni Rodney           | GRN | 53.33    |      |
| <b>800 Metres (From 2014)</b>                  |                      |     |          |                     |        |          |                         |     |          |      |
| 2014   | Martha Bissah        | GHA | 2:04.90  | Hawi Alemu          | ETH    | 2:06.0   | Mareen Kalis            | GER | 2:06.03  |      |
| <b>1000 Metres (2010 only)</b>                 |                      |     |          |                     |        |          |                         |     |          |      |
| 2010   | Tizita Bogale        | ETH | 2:43.24  | Andrina Schläpfer   | SUI    | 2:43.84  | Damaris Muthee          | KEN | 2:45.42  |      |
| <b>1500 Metres (From 2014)</b>                 |                      |     |          |                     |        |          |                         |     |          |      |
| 2014   | Kokebe Tesfaye       | ETH | 4:15.38  | Winfredah Nzisa     | KEN    | 4:17.91  | Dalilah Abdelkadir Gosa | BRN | 4:18.36  |      |
| <b>3000 Metres</b>                             |                      |     |          |                     |        |          |                         |     |          |      |
| 2010   | Gladys Chesire       | KEN | 9:13.58  | Moe Kyuma           | JPN    | 9:23.70  | Samrawit Mengisteab     | ERI | 9:33.53  |      |
| 2014   | Nozomi Takamatsu     | JPN | 9:01.58  | Alina Reh           | GER    | 9:05.07  | Berhan Demisse          | ETH | 9:06.10  |      |
| <b>2000 Metres Steeplechase (76.2cm)</b>       |                      |     |          |                     |        |          |                         |     |          |      |
| 2010   | Virginia Nyambura    | KEN | 6:29.97  | Tsehaynesh Tsale    | ETH    | 6:37.81  | Oksana Rayta            | UKR | 6:41.49  |      |
| 2014   | Rosefine Chepngetich | KEN | 6:22.67  | Zewdinesh Mamo      | ETH    | 6:26.02  | Lili Anna Tóth          | HUN | 6:31.92  |      |
| <b>100 Metres Hurdles (76.2cm)</b>             |                      |     |          |                     |        |          |                         |     |          |      |
| 2010   | Yekaterina Bleskina  | RUS | 13.34    | Michelle Jenneke    | AUS    | 13.46    | Noemi Zbären            | SUI | 13.50    | 0.4  |
| 2014   | Laura Valette        | FRA | 13.34    | Yelvira German      | BLR    | 13.38    | Chloe Beaucarne         | BEL | 13.61    | 0.0  |
| <b>400 Metres Hurdles (76.2cm)</b>             |                      |     |          |                     |        |          |                         |     |          |      |
| 2010   | Aurelie Chaboudez    | FRA | 58.41    | Stina Troest        | DEN    | 58.88    | Olena Kolesnychenko     | UKR | 59.25    |      |
| 2014   | Gezelle Magerman     | RSA | 57.91    | Michaela Pešková    | SVK    | 58.26    | Anne Sofie Kirkegaard   | DEN | 58.60    |      |
| <b>High Jump</b>                               |                      |     |          |                     |        |          |                         |     |          |      |
| 2010   | Mariya Kuchina       | RUS | 1.89     | Alessia Trost       | ITA    | 1.86     | Aneta Ryzd              | POL | 1.79     |      |
| 2014   | Yuliya Levchenko     | UKR | 1.89     | Nawal Meniker       | FRA    | 1.87     | Michaela Hrubá          | CZE | 1.85     |      |
| <b>Pole Vault</b>                              |                      |     |          |                     |        |          |                         |     |          |      |
| 2010   | Angelica Bengtsson   | SWE | 4.30     | Liz Parnov          | AUS    | 4.25     | Hanna Sheleh            | UKR | 4.20     |      |
| 2014   | Angelica Moser       | SUI | 4.36     | Rosbeily's Peinado  | VEN    | 4.10     | Leda Krošelj            | SLO | 3.90     |      |
| <b>Long Jump</b>                               |                      |     |          |                     |        |          |                         |     |          |      |
| 2010   | Lena Malkus          | GER | 6.40     | Alina Rotaru        | ROU    | 6.38     | LeTristan Pledger       | USA | 6.17     |      |
| 2014   | Yelizaveta Babiy     | UKR | 6.26     | Beatrice Fiorese    | ITA    | 6.21     | Rhesa Foster            | USA | 6.17     |      |
| <b>Triple Jump</b>                             |                      |     |          |                     |        |          |                         |     |          |      |
| 2010   | Khaddi Sagnia        | SWE | 13.56    | Sokhna Galle        | FRA    | 13.04    | Hanna Aleksandrova      | UKR | 12.64    |      |
| 2014   | Yanis David          | FRA | 13.33    | Tay-Leiha Clark     | AUS    | 13.06    | Eszter Bajnok           | HUN | 13.01    |      |
| <b>Shot Put (4Kg in 2010, 3Kg thereafter)</b>  |                      |     |          |                     |        |          |                         |     |          |      |
| 2010   | Natalya Troneva      | RUS | 15.66    | Gu Siyu             | CHN    | 15.49    | Anna Wloka              | POL | 15.48    |      |
| 2014   | Alyona Bugakova      | RUS | 18.95    | Maria Orozco        | MEX    | 17.55    | Anika Nehls             | GER | 17.31    |      |
| <b>Discus Throw (1Kg)</b>                      |                      |     |          |                     |        |          |                         |     |          |      |
| 2010   | Shanice Craft        | GER | 55.49    | Krisztina Váradi    | HUN    | 49.92    | Heidi Schmidt           | SWE | 47.57    |      |
| 2014   | Sun Kangping         | CHN | 52.79    | Alyona Byelyakova   | UKR    | 51.64    | Lara Kempka             | GER | 50.70    |      |
| <b>Hammer Throw (4Kg, 3Kg thereafter)</b>      |                      |     |          |                     |        |          |                         |     |          |      |
| 2010   | Alexia Sedykh        | FRA | 59.08    | Alena Navahrodskaya | BLR    | 57.34    | Xia Youlian             | CHN | 56.62    |      |
| 2014   | Xu Xinying           | CHN | 68.35    | Alex Hulley         | AUS    | 68.35    | Zsófia Bácskay          | HUN | 67.35    |      |
| <b>Javelin Throw (600gm, 500gm thereafter)</b> |                      |     |          |                     |        |          |                         |     |          |      |
| 2010   | Kateryna Derun       | UKR | 54.59    | Lismania Muñoz      | CUB    | 52.40    | Hannah Carson           | USA | 50.64    |      |
| 2014   | Anna Tarasiuk        | BLR | 59.52    | Fabienne Schönig    | GER    | 53.68    | Nagisa Mori             | JPN | 52.27    |      |
| <b>5000 Metres Walk</b>                        |                      |     |          |                     |        |          |                         |     |          |      |
| 2010   | Anna Clemente        | ITA | 22:27.38 | Mao Yanxue          | CHN    | 22:29.42 | Nadezhda Leontyeva      | RUS | 22:35.05 |      |
| 2014   | Ma Zhenxia           | CHN | 22:22.08 | Valeria Ortuño      | MEX    | 23:19.27 | Noemi Stella            | ITA | 23:38.10 |      |



## WINNERS OF WORLD UNIVERSITY GAMES (UNIVERSIADE)

**Venues** – 1957: Paris; 1959: Torino; 1961: Sofiya; 1963: Porto Alegre; 1965: Budapest; 1967: Tokyo; 1970: Torino; 1973: Moskva; 1975: Roma; 1977: Sofiya; 1979: Ciudad de México; 1981: București; 1983: Edmonton; 1985: Kobe; 1987: Zagreb; 1989: Duisburg; 1991: Sheffield; 1993: Buffalo; 1995: Fukuoka; 1997: Catania; 1999: Palma de Mallorca; 2001: Beijing; 2003: Daegu; 2005: Izmir; 2007: Bangkok; 2009: Beograd; 2011: Shenzhen; 2013: Kazan; 2015: Gwangju; 2017: Taipei; 2019: Napoli

### MEN

| 100 Metres |                       |     | 200 Metres  |                    |     | 400 Metres  |                      |     |          |
|------------|-----------------------|-----|-------------|--------------------|-----|-------------|----------------------|-----|----------|
| 1957       | Lorenzo Civallero     | ITA | 10.5        | Manfred Germar     | FRG | 21.3        | Jim Paterson         | GBR | 48.4     |
| 1959       | Livio Berruti         | ITA | 10.5        | Livio Berruti      | ITA | 20.9        | Viktor Šnajder       | YUG | 47.5     |
| 1961       | Enrique Figuerola     | CUB | 10.38       | László Mihályfi    | HUN | 21.27       | Josef Trousil        | TCH | 47.51    |
| 1963       | Enrique Figuerola     | CUB | 10.34       | Edvin Ozolin       | URS | 21.44       | Adrian Metcalfe      | GBR | 46.75    |
| 1965       | Hideo Iijima          | JPN | 10.1w       | Edvin Ozolin       | URS | 21.0w       | Sergio Bello         | ITA | 46.8     |
| 1967       | Gaoussou Kone         | CIV | 10.4        | Tommie Smith       | USA | 20.7        | Ingo Roper           | FRG | 46.0     |
| 1970       | Siegfried Schenke     | GDR | 10.5        | Martin Reynolds    | GBR | 21.0        | Tom Ulan             | USA | 45.9     |
| 1973       | Juris Silovs          | URS | 10.37       | Pietro Mennea      | ITA | 20.56       | Alberto Juantorena   | CUB | 45.36    |
| 1975       | Pietro Mennea         | ITA | 10.28       | Pietro Mennea      | ITA | 20.28       | Jerzy Pietrzyk       | POL | 46.26    |
| 1977       | Silvio Leonard        | CUB | 10.08       | Clancy Edwards     | USA | 20.46       | Alfons Brijdenbach   | BEL | 45.18    |
| 1979       | Mike Roberson         | USA | 10.19       | Pietro Mennea      | ITA | 19.72       | Harald Schmid        | FRG | 44.98    |
| 1981       | Mel Lattany           | USA | 10.18       | Yuriy Naumenko     | URS | 20.79       | Clifford Wiley       | USA | 45.18    |
| 1983       | Chidi Imoh            | NGR | 10.33       | Innocent Egbunike  | NGR | 20.42       | Sunday Uti           | NGR | 45.32    |
| 1985       | Chidi Imoh            | NGR | 10.22       | Leandro Peñalver   | CUB | 20.57       | Innocent Egbunike    | NGR | 45.10    |
| 1987       | Lee McRae             | USA | 10.07       | Wallace Spearmon   | USA | 20.42       | Michael Franks       | USA | 45.33    |
| 1989       | Andre Cason           | USA | 10.29       | Robson da Silva    | BRA | 20.33w      | Roberto Hernández    | CUB | 45.42    |
| 1991       | Michael Bates         | USA | 10.17       | Jon Drummond       | USA | 20.58       | Patrick O'Connor     | JAM | 45.52    |
| 1993       | Daniel Effiong        | NGR | 10.07w      | Brian Bridgewater  | USA | 20.14w      | Ibrahim Hassan       | GHA | 45.87    |
| 1995       | David Oaks            | USA | 10.28       | Anthuan Maybank    | USA | 20.46       | Eswort Coombs        | VIN | 45.38    |
| 1997       | Vince Henderson       | USA | 10.22       | Gentry Bradley     | USA | 20.48       | Clement Chukwu       | NGR | 44.81    |
| 1999       | André da Silva        | BRA | 10.34       | Coby Miller        | USA | 20.32       | Jerome Davis         | USA | 44.91    |
| 2001       | Marcus Brunson        | USA | 10.15       | Marcin Urbaś       | POL | 20.56       | Andrew Pierce        | USA | 45.34    |
| 2003       | Chris Lambert         | GBR | 10.44       | Leigh Julius       | RSA | 20.49       | Andrey Tverdostup    | UKR | 46.08    |
| 2005       | Hu Kai                | CHN | 10.30       | Leigh Julius       | RSA | 20.56       | Marvin Eссор         | JAM | 45.99    |
| 2007       | Simeon Williamson     | GBR | 10.22       | Amr Seoud          | EGY | 20.74       | Sean Wroe            | AUS | 45.39    |
| 2009       | Rolando Palacios      | HON | 10.30       | Ramil Guliyev      | AZE | 20.04       | Yuzo Kanemaru        | JPN | 45.68    |
| 2011       | Jacques Harvey        | JAM | 10.14       | Rasheed Dwyer      | JAM | 20.30       | Marcell Deák-Nagy    | HUN | 45.50    |
| 2013       | Anaso Jobodwana       | RSA | 10.10       | Anaso Jobodwana    | RSA | 20.00w      | Vladimir Krasnov     | RUS | 45.49    |
| 2015       | Akani Simbine         | RSA | 9.97        | Wilfried Koffi     | CIV | 20.41       | Luguelín Santos      | DOM | 44.91    |
| 800 Metres |                       |     | 1500 Metres |                    |     | 5000 Metres |                      |     |          |
| 1957       | Olaf Lawrenz          | FRG | 1:50.3      | Josef Cegledi      | AUT | 3:50.5      | Kevin Gilligan       | GBR | 14:31.0  |
| 1959       | Dieter Heydecke       | FRG | 1:50.5      | Béla Szekeres      | HUN | 3:50.9      | Kevin Gilligan       | GBR | 14:09.8  |
| 1961       | Ronald Delany         | IRL | 1:51.1      | Tomás Salinger     | TCH | 3:45.75     | János Pinter         | HUN | 14:23.4  |
| 1963       | Mamoro Morimoto       | JPN | 1:48.1      | John Whetton       | GBR | 3:49.5      | Leonid Ivanov        | URS | 14:21.4  |
| 1965       | Bill Crothers         | CAN | 1:47.7      | Bodo Tümmler       | FRG | 3:46.2      | Keisuke Sawaki       | JPN | 13:45.2  |
| 1967       | Ralph Doubell         | AUS | 1:46.7      | Bodo Tümmler       | FRG | 3:43.4      | Keisuke Sawaki       | JPN | 14:03.8  |
| 1970       | Franz-Josef Kemper    | FRG | 1:49.1      | Francesco Arese    | ITA | 3:52.7      | Nikolay Puklakov     | URS | 13:56.4  |
| 1973       | Yevgeniy Arzhanov     | URS | 1:46.88     | Frank Clement      | GBR | 3:42.32     | Mikhail Zhelobovskiy | URS | 13:41.35 |
| 1975       | Waldemar Gondek       | POL | 1:50.04     | Thomas Wessinghage | FRG | 3:39.73     | Franco Fava          | ITA | 13:37.56 |
| 1977       | Alberto Juantorena    | CUB | 1:43.44     | Josef Plachy       | TCH | 3:40.2      | Enn Sellik           | URS | 13:44.6  |
| 1979       | Evans White           | USA | 1:48.87     | Graham Williamson  | GBR | 3:45.37     | Ilie Floroiu         | ROU | 14:12.9  |
| 1981       | Andreas Hauck         | GDR | 1:50.12     | Saïd Aouita        | MAR | 3:38.43     | Doug Padilla         | USA | 13:49.95 |
| 1983       | Ryszard Ostrowski     | POL | 1:46.29     | Claudio Patignani  | ITA | 3:41.02     | Steve Harris         | GBR | 13:46.99 |
| 1985       | Ryszard Ostrowski     | POL | 1:44.38     | Chris McGeorge     | GBR | 3:46.22     | Stefano Mei          | ITA | 13:56.48 |
| 1987       | Slobodan Popović      | YUG | 1:46.13     | Hauke Fuhlbrügge   | GDR | 3:44.87     | Anacleto Jiménez     | ESP | 14:08.15 |
| 1989       | Ari Suhonen           | FIN | 1:47.13     | Kip Cheruiyot      | KEN | 3:40.38     | Stefano Mei          | ITA | 13:39.04 |
| 1991       | Giuseppe D'Urso       | ITA | 1:46.82     | Niall Bruton       | IRL | 3:50.69     | John Mayoock         | GBR | 13:39.25 |
| 1993       | Mark Koers            | NED | 1:48.57     | Kader Chékhémani   | FRA | 3:46.32     | Khalid Khannouchi    | MAR | 14:05.33 |
| 1995       | Hezekiel Sepeng       | RSA | 1:47.87     | Kader Chékhémani   | FRA | 3:46.53     | Katsuhiro Kawauchi   | JPN | 13:53.86 |
| 1997       | Norberto Téllez       | CUB | 1:47.63     | Anthony Whiteman   | GBR | 3:43.57     | Simone Zanon         | ITA | 13:57.54 |
| 1999       | Norberto Téllez       | CUB | 1:46.11     | Bernard Lagat      | KEN | 3:40.99     | Sergiy Lebid         | UKR | 13:37.52 |
| 2001       | Khalid Tighazomine    | MAR | 1:45.27     | Pedro Esteso       | ESP | 3:43.98     | Sergiy Lebid         | UKR | 13:44.24 |
| 2003       | Roman Oravec          | CZE | 1:48.01     | Johan Pretorius    | RSA | 3:42.81     | Sergiy Lebid         | UKR | 13:50.94 |
| 2005       | Fabiano Peçanha       | BRA | 1:46.01     | Ivan Heshko        | UKR | 3:49.49     | Wilson Busienei      | UGA | 13:38.51 |
| 2007       | Ehsan Mohajer Shojaei | IRI | 1:46.04     | Samir Kheddar      | ALG | 3:39.62     | Halil Akkaş          | TUR | 14:08.47 |
| 2009       | Sadjad Moradi         | IRI | 1:48.02     | Vyacheslav Sokolov | RUS | 3:42.49     | Halil Akkaş          | TUR | 14:06.96 |
| 2011       | Lachlan Renshaw       | AUS | 1:46.36     | Imad Touil         | ALG | 3:48.13     | Andy Vernon          | GBR | 14:00.06 |
| 2013       | Nijel Amos            | BOT | 1:46.53     | Valentin Smirnov   | RUS | 3:39:39     | Hayle Ibrahimov      | AZE | 13:35.89 |
| 2015       | Shaquille Walker      | USA | 1:49.05     | Aleksey Kharitonov | RUS | 3:39.13     | Hayle Ibrahimov      | AZE | 13:44.28 |

| <b>10,000 Metres</b>      |                       |     | <b>Marathon/Half Marathon (From 1997)</b> |                     |     | <b>3000 Metres Steeplechase</b> |                         |         |         |
|---------------------------|-----------------------|-----|---|---------------------|-----|---------------------------------|-------------------------|---------|---------|
| 1967                      | Keisuke Sawaki        | JPN | 29:00.0                                   | -                   |     | Jouko Kuha                      | FIN                     | 8:38.2  |         |
| 1970                      | Rashid Sharafetdinov  | URS | 29:02.2                                   | -                   |     | Mikhail Zhelev                  | BUL                     | 8:32.6  |         |
| 1973                      | Dane Korica           | YUG | 28:48.90                                  | -                   |     | Leonid Savelyev                 | URS                     | 8:26.49 |         |
| 1975                      | Franco Fava           | ITA | 28:37.92                                  | -                   |     | Bronisław Malinowski            | POL                     | 8:22.32 |         |
| 1977                      | Leonid Moseyev        | URS | 29:12.0                                   | -                   |     | Michael Karst                   | FRG                     | 8:25.9  |         |
| 1979                      | Ilie Floroiu          | ROU | 29:56.2                                   | -                   |     | Paul Copu                       | ROU                     | 8:57.7  |         |
| 1981                      | Toomas Turb           | URS | 29:42.83                                  | Ivan Kovalchuk      | URS | 2:22:14                         | John Gregorek           | USA     | 8:21.26 |
| 1983                      | Shuichi Yoneshige     | JPN | 28:55.37                                  | Alessio Faustini    | ITA | 2:17:10                         | Peter Daenens           | BEL     | 8:28.86 |
| 1985                      | Keith Brantly         | USA | 29:11.24                                  | Orlando Pizzolato   | ITA | 2:20:06                         | Franco Boffi            | ITA     | 8:28.75 |
| 1987                      | Axel Krippschock      | GDR | 29:07.02                                  | Takahiro Izumi      | JPN | 2:24:23                         | Valeriy Vandyak         | URS     | 8:33.23 |
| 1989                      | Julius Kariuki        | KEN | 28:35.46                                  | Tibor Baier         | HUN | 2:14:33                         | Patrick Sang            | KEN     | 8:32.78 |
| 1991                      | Stephan Freigang      | GER | 28:15.84                                  | Wang Yung-jo        | KOR | 2:12:40                         | Shaun Creighton         | AUS     | 8:32.30 |
| 1993                      | Antonio Serrano       | ESP | 28:16.16                                  | Kennedy Manyisa     | KEN | 2:12:19                         | Michael Buchleitner     | AUT     | 8:30.32 |
| 1995                      | Yasuyuki Watanabe     | JPN | 28:47.78                                  | Takakai Morikawa    | JPN | 2:21:32                         | Daniel Njenga           | KEN     | 8:27.03 |
| 1997                      | Kamiel Maase          | NED | 28:22.11                                  | Marilson dos Santos | BRA | 63:32                           | Mark Ostendarp          | GER     | 8:25.83 |
| 1999                      | José Martínez         | ESP | 29:37.56                                  | Marilson dos Santos | BRA | 64:05                           | Giuseppe Maffei         | ITA     | 8:33.18 |
| 2001                      | John Kanyi            | KEN | 28:27.42                                  | Masakazu Fujiwara   | JPN | 64:12                           | Anthony Famiglietti     | USA     | 8:21.97 |
| 2003                      | Jan Fitschen          | GER | 29:39.47                                  | Abdellah Bay        | MAR | 64:21                           | César Pérez             | ESP     | 8:38.52 |
| 2005                      | Wilson Busienei       | UGA | 28:27.57                                  | Wilson Busienei     | UGA | 63:47                           | Halil Akkaş             | TUR     | 8:30.16 |
| 2007                      | Fadil Mohamed         | MAR | 30:19.41                                  | Fadil Mohamed       | MAR | 65:49                           | Halil Akkaş             | TUR     | 8:20.83 |
| 2009                      | Gladwin Mzazi         | RSA | 28:21.44                                  | Zhao Ran            | CHN | 64:28                           | Ion Luchianov           | MDA     | 8:25.79 |
| 2011                      | Suguru Osako          | JPN | 28:42.83                                  | Ahmed Tamri         | MAR | 66:20                           | Alberto Paulo           | POR     | 8:32.26 |
| 2013                      | Stephen Mokoka        | RSA | 28:45.96                                  | Gladwin Mzazi       | RSA | 63:37                           | Ilgizar Safiulin        | RUS     | 8:32.53 |
| 2015                      | Igor Maksimov         | RUS | 29:15.30                                  | Yusuke Ogura        | JPN | 64:41                           | Martin Grau             | GER     | 8:31.55 |
| <b>110 Metres Hurdles</b> |                       |     | <b>400 Metres Hurdles</b>                 |                     |     | <b>High Jump</b>                |                         |         |         |
| 1957                      | Stanko Lorgjer        | YUG | 14.5                                      | Igor Ilyin          | URS | 53.3                            | Yuriy Styepanov         | URS     | 2.12    |
| 1959                      | Stanko Lorgjer        | YUG | 14.2                                      | Salvatore Morale    | ITA | 52.1                            | Cornel Porumb           | ROU     | 2.01    |
| 1961                      | Valentin Chistyakov   | URS | 14.33                                     | Salvatore Morale    | ITA | 50.14                           | Valeriy Brumel          | URS     | 2.25    |
| 1963                      | Anatoliy Mikhaylov    | URS | 14.17                                     | Roberto Frinolli    | ITA | 50.48                           | Valeriy Brumel          | URS     | 2.15    |
| 1965                      | Eddy Ottoz            | ITA | 13.6                                      | Roberto Frinolli    | ITA | 50.5                            | Valeriy Skvortsov       | URS     | 2.14    |
| 1967                      | Eddy Ottoz            | ITA | 13.9                                      | Ron Whitney         | USA | 49.8                            | Miograd Todosijević     | YUG     | 2.05    |
| 1970                      | David Hemery          | GBR | 13.8                                      | Larry James         | USA | 50.2                            | Valentin Gavrilov       | URS     | 2.18    |
| 1973                      | Berwyn Price          | GBR | 13.69                                     | Dmitriy Stukalov    | URS | 49.62                           | Vladimír Malý           | TCH     | 2.18    |
| 1975                      | Charles Foster        | USA | 13.83                                     | Rolf Ziegler        | FRG | 50.43                           | Enzo Del Forno          | ITA     | 2.13    |
| 1977                      | Alejandro Casañas     | CUB | 13.21                                     | Tom Andrews         | USA | 49.52                           | Jacek Wszola            | POL     | 2.22    |
| 1979                      | Andrey Prokofyev      | URS | 13.50                                     | Harry Schulting     | NED | 48.44                           | Gerd Nagel              | FRG     | 2.28    |
| 1981                      | Larry Cowling         | USA | 13.65                                     | David Lee           | USA | 49.05                           | Leo Williams            | USA     | 2.25    |
| 1983                      | Andrey Prokofyev      | URS | 13.46                                     | Aleksandr Kharlov   | URS | 49.41                           | Igor Paklin             | URS     | 2.31    |
| 1985                      | Cletus Clark          | USA | 13.57                                     | Tagir Zemskov       | URS | 49.38                           | Igor Paklin             | URS     | 2.41    |
| 1987                      | Jon Ridgeon           | GBR | 13.29                                     | David Patrick       | USA | 48.75                           | James Lott              | USA     | 2.30    |
| 1989                      | Roger Kingdom         | USA | 13.26                                     | Reggie Davis        | USA | 49.74                           | Javier Sotomayor        | CUB     | 2.34    |
| 1991                      | Elbert Ellis          | USA | 13.83                                     | Derrick Adkins      | USA | 49.01                           | Hollis Conway           | USA     | 2.37    |
| 1993                      | Dietmar Koszewski     | GER | 13.48                                     | Derrick Adkins      | USA | 49.35                           | Tony Barton             | USA     | 2.30    |
| 1995                      | Jonathan Nsenga       | BEL | 13.51                                     | Kazuhiko Yamazaki   | JPN | 48.58                           | Dragutin Topić          | YUG     | 2.29    |
| 1997                      | Andrey Kislykh        | RUS | 13.44                                     | Llewellyn Herbert   | RSA | 48.99                           | Lee Jin-taek            | KOR     | 2.32    |
| 1999                      | Terrence Trammell     | USA | 13.44                                     | Paweł Januszewski   | POL | 48.64                           | Ben Challenger          | GBR     | 2.30    |
| 2001                      | Liu Xiang             | CHN | 13.33                                     | Alwyn Myburgh       | RSA | 48.09                           | Aleksandr Kravtsov      | RUS     | 2.28    |
| 2003                      | Anselmo da Silva      | BRA | 13.68                                     | Thomas Kortbeek     | NED | 48.95                           | Emilian Kaszczyk        | POL     | 2.26    |
| 2005                      | Mateus Inocêncio      | BRA | 13.45                                     | Kenji Narisako      | JPN | 48.96                           | Aleksander Waleriańczyk | POL     | 2.30    |
| 2007                      | Sergiy Demidyuk       | UKR | 13.33                                     | Pieter Koekemoer    | RSA | 49.06                           | Aleksandr Shustov       | RUS     | 2.31    |
| 2009                      | Yin Jing              | CHN | 13.38                                     | Tristan Thomas      | AUS | 48.75                           | Eduard Malchenko        | CAN     | 2.23    |
| 2011                      | Hansle Parchment      | RSA | 13.24                                     | Jeshua Anderson     | USA | 49.03                           | Bogdan Bondarenko       | UKR     | 2.28    |
| 2013                      | Eddie Lovett          | ISV | 13.43                                     | Martin Kučera       | SVK | 49.79                           | Sergey Mudrov           | RUS     | 2.31    |
| 2015                      | Greggmar Swift        | BAR | 13.43                                     | Thomas Barr         | IRL | 48.78                           | Daniyil Tsyplakov       | RUS     | 2.31    |
| <b>Pole Vault</b>         |                       |     | <b>Long Jump</b>                          |                     |     | <b>Triple Jump</b>              |                         |         |         |
| 1957                      | Zenon Ważny           | POL | 4.40                                      | Dieter Witte        | FRG | 7.41                            | Oleg Ryakhovskiy        | URS     | 16.01   |
| 1959                      | Noriaki Yasuda        | JPN | 4.35                                      | Attilio Bravi       | ITA | 7.46                            | Oleg Ryakhovskiy        | URS     | 15.74   |
| 1961                      | Dimitar Hlebarov      | BUL | 4.52                                      | Igor Ter-Ovanesyan  | URS | 7.90                            | Sorin Ioan              | ROU     | 15.93   |
| 1963                      | Gennadiy Bliznetsov   | URS | 4.60                                      | Igor Ter-Ovanesyan  | URS | 7.95                            | Satoshi Shimo           | JPN     | 15.99   |
| 1965                      | John Pannel           | USA | 5.00                                      | Igor Ter-Ovanesyan  | URS | 8.19                            | Henrik Kalocsai         | HUN     | 16.36   |
| 1967                      | Heinfried Engel       | FRG | 5.00                                      | Naoki Abe           | JPN | 7.71                            | Michael Sauer           | FRG     | 16.07   |
| 1970                      | Wolfgang Nordwig      | GDR | 5.46                                      | Alan Lerwill        | GBR | 7.91                            | Viktor Saneyev          | URS     | 17.22   |
| 1973                      | François Tracanelli   | FRA | 5.42                                      | Valeriy Podluzhniy  | URS | 8.15                            | Mikhail Bariban         | URS     | 17.20   |
| 1975                      | François Tracanelli   | FRA | 5.20                                      | Grzegorz Cybulski   | POL | 8.27                            | Michał Joachimowski     | POL     | 16.54   |
| 1977                      | Władysław Kozakiewicz | POL | 5.55                                      | Nenad Stekić        | YUG | 7.97                            | Anatoliy Piskulin       | URS     | 17.30w  |
| 1979                      | Władysław Kozakiewicz | POL | 5.60                                      | Valeriy Podluzhniy  | URS | 8.16                            | Willie Banks            | USA     | 17.23   |
| 1981                      | Konstantin Volkov     | URS | 5.75                                      | László Szalma       | HUN | 8.23w                           | Zou Zhenxian            | CHN     | 17.32   |
| 1983                      | Konstantin Volkov     | URS | 5.65                                      | Yussuf Alli         | NGR | 8.21                            | Ajayi Agbebaku          | NGR     | 17.26   |

|      |                     |     |      |                         |     |       |                    |     |       |
|------|---------------------|-----|------|-------------------------|-----|-------|--------------------|-----|-------|
| 1985 | Rodion Gataullin    | URS | 5.75 | Jaime Jefferson         | CUB | 8.07  | Charles Simpkins   | USA | 17.86 |
| 1987 | Viktor Spasov       | URS | 5.65 | Mike Powell             | USA | 8.19  | Charles Simpkins   | USA | 17.16 |
| 1989 | Bernhard Zintl      | FRG | 5.65 | Jaime Jefferson         | CUB | 7.98  | Igor Lapshin       | URS | 17.40 |
| 1991 | István Bagyula      | HUN | 5.80 | Alan Turner             | USA | 8.18w | Brian Wellman      | BER | 17.07 |
| 1993 | István Bagyula      | HUN | 5.70 | Kareem Streete-Thompson | USA | 8.22w | Tosi Fasinro       | GBR | 16.91 |
| 1995 | István Bagyula      | HUN | 5.70 | Kirill Sosunov          | RUS | 8.21  | Andrey Kurennoy    | RUS | 17.30 |
| 1997 | Khalid Lachheb      | FRA | 5.70 | Iván Pedroso            | CUB | 8.40  | Yoelbi Quesada     | CUB | 17.35 |
| 1999 | Richard Spiegelburg | GER | 5.60 | Aleksey Lukashevich     | YKR | 8.16  | Yoelbi Quesada     | CUB | 17.40 |
| 2001 | Aleksandr Averbukh  | ISR | 5.80 | Miguel Pate             | USA | 8.07  | Kenta Bell         | USA | 17.22 |
| 2003 | Aleksandr Korchmyd  | UKR | 5.75 | Valeriy Vasilyev        | UKR | 8.07  | Gu Junjie          | CHN | 16.90 |
| 2005 | Björn Otto          | GER | 5.80 | Vladimir Zyuskov        | UKR | 8.06  | Aleksandr Sergeyev | RUS | 16.72 |
| 2007 | Alexander Straub    | GER | 5.60 | Robert Crowther         | AUS | 8.02  | Kim Deok-Hyung     | KOR | 17.02 |
| 2009 | Aleksandr Gripich   | RUS | 5.60 | Kim Duk-Hyung           | KOR | 8.41w | Nelson Évora       | POR | 17.22 |
| 2011 | Łukasz Michalski    | POL | 5.75 | Su Xiongfeng            | CHN | 8.17  | Nelson Évora       | POR | 17.31 |
| 2013 | Sam Kendricks       | USA | 5.60 | Luis Rivera             | MEX | 8.46  | Viktor Kuznetsov   | UKR | 17.01 |
| 2015 | Nikita Filippov     | KAZ | 5.50 | Pavel Shalin            | RUS | 8.29w | Dmitriy Sorokin    | RUS | 17.29 |

**Shot Put**

|      |                    |     |       |
|------|--------------------|-----|-------|
| 1957 | Oleg Ryakhovskiy   | URS | 16.57 |
| 1959 | Hermann Lingnau    | FRG | 17.32 |
| 1961 | Viktor Lipsnis     | URS | 18.00 |
| 1963 | Zsygmond Nagy      | HUN | 18.44 |
| 1965 | Randy Matson       | USA | 20.31 |
| 1967 | Neal Steinhauer    | USA | 19.19 |
| 1970 | Hartmut Briesenick | GDR | 19.97 |
| 1973 | Valeriy Voykin     | URS | 19.56 |
| 1975 | Bishop Dolegiewicz | CAN | 19.45 |
| 1977 | Valcho Stoev       | BUL | 19.55 |
| 1979 | Udo Beyer          | GDR | 20.49 |
| 1981 | Mike Carter        | USA | 20.19 |
| 1983 | Mike Carter        | USA | 19.74 |
| 1985 | Remigius Machura   | TCH | 21.13 |
| 1987 | Klaus Görmer       | GDR | 20.38 |
| 1989 | Lars Arvid Nilson  | NOR | 20.37 |
| 1991 | Aleksandr Klymenko | URS | 19.35 |
| 1993 | Aleksandr Klymenko | UKR | 19.72 |
| 1995 | Yuriy Belonog      | UKR | 19.70 |
| 1997 | Yuriy Belonog      | UKR | 20.34 |
| 1999 | Andy Bloom         | USA | 21.11 |
| 2001 | Manuel Martínez    | ESP | 20.97 |
| 2003 | Andrey Mikhnevich  | BLR | 20.76 |
| 2005 | Tomasz Majewski    | POL | 20.60 |
| 2007 | Maksim Sidorov     | RUS | 20.01 |
| 2009 | Soslan Tsirikhov   | RUS | 19.59 |
| 2011 | O'Dayne Richards   | JAM | 19.93 |
| 2013 | Aleksandr Lesnoy   | RUS | 20.30 |
| 2015 | Inderjeet Singh    | IND | 20.27 |

**Javelin Throw**

|      |                   |     |       |
|------|-------------------|-----|-------|
| 1957 | Viktor Tsybulenko | URS | 80.63 |
| 1959 | Hermann Salomon   | FRG | 75.95 |
| 1961 | Gergely Kulcsár   | HUN | 77.65 |
| 1963 | Janis Lusis       | URS | 79.77 |
| 1965 | Rolf Herings      | FRG | 79.26 |
| 1967 | Dave Travis       | GBR | 76.64 |
| 1970 | Miklós Németh     | HUN | 81.94 |
| 1973 | Janis Zirnis      | URS | 80.08 |
| 1975 | Gheorghe Megelea  | ROU | 81.30 |
| 1977 | Vasiliy Yershov   | URS | 81.60 |
| 1979 | Helmut Schreiber  | FRG | 88.68 |
| 1981 | Dainis Kula       | URS | 89.52 |
| 1983 | Dainis Kula       | URS | 87.80 |
| 1985 | Dumitru Negoita   | ROU | 84.62 |
| 1987 | Marek Kaleta      | URS | 81.42 |
| 1991 | Steve Backley     | GBR | 87.42 |
| 1993 | Louis Fouché      | RSA | 79.64 |
| 1995 | Zhang Lianbiao    | CHN | 79.30 |
| 1997 | Marius Corbett    | RSA | 86.50 |
| 1999 | Eriks Rags        | LAT | 83.78 |
| 2001 | Eriks Rags        | LAT | 82.72 |
| 2003 | Igor Janik        | POL | 76.83 |

**Discus Throw**

|                       |     |       |
|-----------------------|-----|-------|
| Viktor Kompaneyets    | URS | 53.38 |
| Antonios Kondadis     | GRE | 53.07 |
| Edmund Piątkowski     | POL | 59.15 |
| Gaetano Dalla Pria    | ITA | 51.63 |
| Lars Haglund          | SWE | 57.86 |
| Gary Carlsen          | USA | 59.84 |
| János Murányi         | HUN | 60.16 |
| Viktor Zhurba         | URS | 61.60 |
| Markku Tuokko         | FIN | 62.94 |
| Nikolay Vikhor        | URS | 64.14 |
| Wolfgang Schmidt      | GDR | 60.78 |
| Armin Lemme           | GDR | 65.90 |
| Luis Delís            | CUB | 69.46 |
| Luis Delís            | CUB | 66.84 |
| Randy Heisler         | USA | 62.38 |
| Kamy Keshmiri         | USA | 65.40 |
| Adewale Olukoju       | NGR | 61.48 |
| Alexis Elizalde       | CUB | 62.98 |
| Vitaliy Sidorov       | UKR | 62.16 |
| Vladimir Dubrovshchik | BLR | 66.40 |
| Frantz Kruger         | RSA | 66.90 |
| Aleksander Tammert    | EST | 65.19 |
| Wu Tao                | CHN | 62.32 |
| Gerd Kanter           | EST | 65.29 |
| Gerhard Mayer         | AUT | 61.55 |
| Mohammad Samimi       | IRI | 65.33 |
| Märt Israel           | EST | 64.07 |
| Ronald Julião         | BRA | 63.54 |
| Philip Milanov        | BEL | 64.15 |

**Decathlon (Pentathlon in 1959)**

|                     |     |      |
|---------------------|-----|------|
| -                   |     |      |
| Vasiliy Kuznetsov   | URS | 4006 |
| Vasiliy Kuznetsov   | URS | 7918 |
| Manfred Pflugbeil   | FRG | 6487 |
| Bill Toomey         | USA | 7566 |
| Hans-Joachim Walde  | FRG | 7819 |
| Nikolay Avilov      | URS | 7803 |
| Ryszard Skowronek   | POL | 7965 |
| Sepp Zeilbauer      | AUT | 7857 |
| Sepp Zeilbauer      | AUT | 8097 |
| Sepp Zeilbauer      | AUT | 8203 |
| Aleksandr Shablenko | URS | 8055 |
| David Steen         | CAN | 8205 |
| Mike Ramos          | URS | 8071 |
| Siegfried Wentz     | FRG | 8348 |
| Steve Fritz         | USA | 8079 |
| Sébastien Levicq    | FRA | 7874 |
| Deszö Szabó         | HUN | 8051 |
| Roman Šebrle        | CZE | 8380 |
| Raúl Duany          | CUB | 8050 |
| Raúl Duany          | CUB | 8069 |
| Romain Barras       | FRA | 8196 |

**Hammer Throw**

|                      |     |       |
|----------------------|-----|-------|
| Anatoliy Samotsvetov | URS | 58.60 |
| Gyula Zsvivótzky     | HUN | 63.65 |
| Gyula Zsvivótzky     | HUN | 64.62 |
| Gennadiy Kondrashov  | URS | 65.76 |
| Gyula Zsvivótzky     | HUN | 67.74 |
| Yoshihisa Ishida     | JPN | 64.94 |
| Jochen Sachse        | GDR | 72.34 |
| Valentin Dmitriyenko | URS | 72.42 |
| Aleksey Spiridonov   | URS | 73.82 |
| Emmanuil Dyulgerov   | BUL | 73.50 |
| Klaus Ploghaus       | FRG | 75.74 |
| Klaus Ploghaus       | FRG | 77.74 |
| Jüri Tamm            | URS | 76.82 |
| Heinz Weis           | FRG | 76.00 |
| Igor Astapkovich     | URS | 78.46 |
| Igor Astapkovich     | URS | 80.56 |
| Ken Flax             | USA | 76.46 |
| Vadim Kolesnik       | UKR | 77.00 |
| Balázs Kiss          | HUN | 79.74 |
| Balázs Kiss          | HUN | 79.42 |
| Zsolt Németh         | HUN | 80.40 |
| Nicola Vizzoni       | ITA | 78.41 |
| Ivan Tikhon          | BLR | 82.77 |
| Vadim Devyatovskiy   | BLR | 79.13 |
| Aliaksandr Vashchyla | BLR | 76.94 |
| Yuriy Shayunov       | BLR | 73.74 |
| Paweł Fajdek         | POL | 78.14 |
| Paweł Fajdek         | POL | 79.99 |
| Paweł Fajdek         | POL | 80.05 |

**20km Walk (10,000m track in 1957)**

|                     |     |         |
|---------------------|-----|---------|
| Franciszek Szynska  | POL | 47:10.6 |
| -                   |     |         |
| -                   |     |         |
| -                   |     |         |
| -                   |     |         |
| -                   |     |         |
| -                   |     |         |
| -                   |     |         |
| -                   |     |         |
| -                   |     |         |
| Maurizio Damilano   | ITA | 1:26:47 |
| Guillaume Leblanc   | CAN | 1:24:03 |
| Viktor Mostovik     | URS | 1:25:52 |
| Raffaello Ducceschi | ITA | 1:25:02 |
| Robert Korzeniowski | POL | 1:24:37 |
| Robert Korzeniowski | POL | 1:22:01 |
| Daniel García       | MEX | 1:24:11 |
| Ilya Markov         | RUS | 1:25:36 |
| Alejandro López     | MEX | 1:25:12 |
| Lorenzo Civallo     | ITA | 1:24:42 |
| Stepan Yudin        | RUS | 1:23:34 |



|      |                    |     |       |                         |     |      |                    |     |         |
|------|--------------------|-----|-------|-------------------------|-----|------|--------------------|-----|---------|
| 2005 | Ainārs Kovals      | LAT | 80.67 | Aleksandr Parkhomenko   | BLR | 8051 | Juan Manuel Molina | ESP | 1:24:06 |
| 2007 | Vadims Vasiļevskis | LAT | 83.92 | Jacob Minah             | GER | 8099 | Chu Yafei          | CHN | 1:24:37 |
| 2009 | Ainārs Kovals      | LAT | 81.58 | Mikalai Shubianok       | BLR | 7960 | Sergey Bakulin     | RUS | 1:20:52 |
| 2011 | Fatih Avan         | TUR | 83.79 | Vasiliy Kharlamov       | RUS | 8166 | Andrey Krivov      | RUS | 1:24:15 |
| 2013 | Dmitriy Tarabin    | RUS | 83.11 | Thomas van der Plaetsen | BEL | 8164 | Andrey Krivov      | RUS | 1:20:47 |
| 2015 | Tanel Laanmäe      | EST | 81.71 | Thomas van der Plaetsen | BEL | 7952 | Dane Bird-Smith    | AUS | 1:21:30 |

**4 x 100 Metres Relay**

|      |               |       |
|------|---------------|-------|
| 1957 | France        | 41.4  |
| 1959 | Italy         | 41.0  |
| 1961 | USSR          | 41.22 |
| 1963 | Hungary       | 40.98 |
| 1965 | FRG           | 39.9  |
| 1967 | Italy         | 39.8  |
| 1970 | Poland        | 39.2  |
| 1973 | United States | 39.10 |
| 1975 | USSR          | 39.80 |
| 1977 | USSR          | 38.75 |
| 1979 | Italy         | 38.42 |
| 1981 | United States | 38.70 |
| 1983 | United States | 38.50 |
| 1985 | Cuba          | 38.76 |
| 1987 | United States | 38.66 |
| 1989 | United States | 38.58 |
| 1991 | United States | 39.10 |
| 1993 | United States | 38.65 |
| 1995 | United States | 38.96 |
| 1997 | United States | 38.48 |
| 1999 | United States | 38.55 |
| 2001 | Japan         | 38.77 |
| 2003 | Japan         | 39.45 |
| 2005 | Italy         | 39.25 |
| 2007 | Thailand      | 39.15 |
| 2009 | Russia        | 39.21 |
| 2011 | South Africa  | 39.25 |
| 2013 | Ukraine       | 38.56 |
| 2015 | Japan         | 39.08 |

**4 x 400 Metres Relay**

|                    |         |
|--------------------|---------|
| FRG                | 3:16.9  |
| FRG                | 3:09.5  |
| FRG                | 3:10.56 |
| Great Britain & NI | 3:12.02 |
| Italy              | 3:08.5  |
| FRG                | 3:06.7  |
| United States      | 3:03.3  |
| United States      | 3:04.40 |
| Poland             | 3:09.13 |
| United States      | 3:01.2  |
| United States      | 3:00.98 |
| USSR               | 3:02.75 |
| United States      | 3:01.24 |
| Cuba               | 3:02.20 |
| United States      | 3:01.78 |
| Jamaica            | 3:02.58 |
| United States      | 3:03.65 |
| United States      | 3:02.34 |
| United States      | 3:00.40 |
| United States      | 3:02.53 |
| United States      | 3:00.88 |
| United States      | 3:02.83 |
| Japan              | 3:03.15 |
| Poland             | 3:02.57 |
| Poland             | 3:02.05 |
| Australia          | 3:03.67 |
| Russia             | 3:04.51 |
| Russia             | 3:03.70 |
| Dominican Republic | 3:05.05 |

**WOMEN****100 Metres**

|      |                      |     |        |
|------|----------------------|-----|--------|
| 1957 | Vera Krepkina        | URS | 11.8   |
| 1959 | Giuseppina Leone     | ITA | 11.7   |
| 1961 | Tatyana Shchelkanova | URS | 11.78  |
| 1963 | Renate Lace          | URS | 11.91  |
| 1965 | Irena Kirszenstein   | POL | 11.3   |
| 1967 | Barbara Ferrell      | USA | 11.6   |
| 1970 | Renate Meissner      | GDR | 11.5   |
| 1973 | Mona-Lisa Pursiainen | FIN | 11.41  |
| 1975 | Lyudmila Zharkova    | URS | 11.31  |
| 1977 | Lyudmila Storoshkova | BUL | 11.21  |
| 1979 | Marlies Göhr         | GDR | 11.00  |
| 1981 | Beverley Goddard     | GBR | 11.35  |
| 1983 | Beverly Kinch        | GBR | 11.13w |
| 1985 | Irina Slyusar        | URS | 11.22  |
| 1987 | Gwen Torrence        | USA | 11.09  |
| 1989 | Liliana Allen        | CUB | 11.37  |
| 1991 | Chryste Gaines       | USA | 11.27  |
| 1993 | Dahlia Duhaney       | JAM | 11.56  |
| 1995 | Melanie Paschke      | GER | 11.16  |
| 1997 | Katerina Thánou      | GRE | 11.20  |
| 1999 | Angela Williams      | USA | 11.19  |
| 2001 | Abiodun Oyepitan     | GBR | 11.42  |
| 2003 | Qin Wangping         | CHN | 11.53  |
| 2005 | Olga Khalandyreva    | RUS | 11.64  |
| 2007 | Johanna Manninen     | FIN | 11.46  |
| 2009 | Lina Grinčikaitė     | LTU | 11.31  |
| 2011 | Carrie Russell       | JAM | 11.05  |
| 2013 | Aurieyall Scott      | USA | 11.28  |
| 2015 | Viktoriya Zyabkina   | KAZ | 11.23  |

**200 Metres**

|                      |     |        |
|----------------------|-----|--------|
| Mariya Itkina        | URS | 24.6   |
| Giuseppina Leone     | ITA | 23.8   |
| Barbara Janiszewska  | POL | 24.44  |
| Jutta Heine          | FRG | 24.60  |
| Irena Kirszenstein   | POL | 23.5   |
| Gabrielle Meyer      | FRA | 23.8   |
| Renate Meissner      | GDR | 22.7   |
| Mona-Lisa Pursiainen | FIN | 22.39  |
| Pirjo Wilmi          | FIN | 23.38  |
| Silvia Chivás        | CUB | 23.08  |
| Marita Koch          | GDR | 21.91  |
| Kathy Smallwood      | GBR | 22.78  |
| Randy Givens         | USA | 22.47  |
| Grace Jackson        | JAM | 22.59  |
| Gwen Torrence        | USA | 22.44  |
| Galina Malchugina    | URS | 22.70  |
| Wang Huei-Chen       | TPE | 23.22  |
| Flirtisha Harris     | USA | 22.56w |
| Du Xiujie            | CHN | 22.53  |
| Yekaterina Leshchova | RUS | 23.18  |
| Kim Gevaert          | BEL | 23.14  |
| Li Xuemei            | CHN | 22.86  |
| Yelena Bolsun        | RUS | 23.39  |
| Natalya Ivanova      | RUS | 23.28  |
| Iryna Shtanhyeyeva   | UKR | 22.95  |
| Monique Williams     | NZL | 23.11  |
| Anneisha McLaughlin  | JAM | 22.54  |
| Kimberly Hyacinthe   | CAN | 22.78  |
| Viktoriya Zyabkina   | KAZ | 22.77  |

**400 Metres**

|                     |           |
|---------------------|-----------|
| -                   | -         |
| -                   | -         |
| -                   | -         |
| -                   | -         |
| Elisabeth Östberg   | SWE 55.4  |
| Maria Sykora        | AUT 52.8  |
| Nadezhda Ilyina     | URS 52.04 |
| Pirjo Wilmi         | FIN 51.80 |
| Rosalyn Bryant      | USA 52.10 |
| Mariya Kulchunova   | URS 50.35 |
| Irina Baskakova     | URS 51.45 |
| Mariya Pinigina     | URS 50.47 |
| Tatyana Alekseyeva  | URS 51.49 |
| Denean Howard       | USA 51.07 |
| Ana Quirot          | CUB 50.73 |
| Maicel Malone       | USA 50.65 |
| Michelle Collins    | USA 52.01 |
| Olabisi Afolabi     | NGR 50.50 |
| Allison Curbishley  | GBR 50.84 |
| Ionela Tirlea       | ROU 49.88 |
| Demetria Washington | USA 51.22 |
| Tatyana Firova      | RUS 51.81 |
| Natalya Nazarova    | RUS 51.31 |
| Olga Tereshkova     | KAZ 51.62 |
| Fatou Binetou Fall  | SEN 51.65 |
| Olga Topilskaya     | RUS 51.63 |
| Kseniya Ustalova    | RUS 50.60 |
| Justine Palframan   | RSA 51.27 |

| <b>800 Metres</b> |                        |     | <b>1500 Metres</b> |                   |     | <b>3000/5000 Metres (5000m from 1995)</b> |                 |              |
|-------------------|------------------------|-----|--------------------|-------------------|-----|---|-----------------|--------------|
| 1957              | Yelizaveta Yermolayeva | URS | 2:12.3             |                   |     |   |                 |              |
| 1959              | Nicole Gouilleux       | FRA | 2:11.1             | -                 |     | -   |                 |              |
| 1961              | Antje Gleichfeld       | FRG | 2:07.76            | -                 |     | -   |                 |              |
| 1963              | Olga Kazi              | HUN | 2:05.9             | -                 |     | -   |                 |              |
| 1965              | Laine Erik             | URS | 2:06.2             | -                 |     | -   |                 |              |
| 1967              | Madeline Manning       | USA | 2:06.8             | -                 |     | -   |                 |              |
| 1970              | Gunhild Hoffmeister    | GDR | 2:01.8             | -                 |     | -   |                 |              |
| 1973              | Liliana Tomova         | BUL | 1:59.52            | Paola Cacchi      | ITA | 4:10.69                                   | -               |              |
| 1975              | Nina Morgunova         | URS | 2:01.94            | Ellen Wellmann    | FRG | 4:08.72                                   | Natalia Andrei  | ROU 8:54.09  |
| 1977              | Tonka Petrova          | BUL | 1:57.6             | Tonka Petrova     | BUL | 4:05.7                                    | -               |              |
| 1979              | Nadezhda Mushta        | URS | 2:00.50            | Natalia Mărășescu | ROU | 4:13.9                                    | -               |              |
| 1981              | Doina Melinte          | ROU | 1:57.81            | Gabriella Dorio   | ITA | 4:05.35                                   | Breda Pergar    | YUG 8:53.78  |
| 1983              | Irina Podyalovskaya    | URS | 1:59.29            | Gabriella Dorio   | ITA | 4:07.26                                   | Maria Radu      | ROU 9:04.32  |
| 1985              | Nadezhda Zvyagintseva  | URS | 1:58.59            | Svetlana Kitova   | URS | 4:07.12                                   | Cathy Branta    | USA 9:02.75  |
| 1987              | Slobodanka Čolović     | YUG | 1:56.88            | Paula Ivan        | ROU | 4:01.32                                   | Paula Ivan      | ROU 8:53.61  |
| 1989              | Ana Quirot             | CUB | 1:58.88            | Paula Ivan        | ROU | 4:13.58                                   | Paula Ivan      | ROU 8:44.09  |
| 1991              | Inna Yevseyeva         | URS | 1:59.80            | Sonia O'Sullivan  | IRL | 4:12.14                                   | Iulia Beșliu    | ROU 8:55.42  |
| 1993              | Amy Wickus             | USA | 2:03.72            | Lynne Robinson    | GBR | 4:12.03                                   | Clare Eichner   | USA 9:04.32  |
| 1995              | Stella Jongmans        | NED | 2:02.13            | Gabriela Szabo    | ROU | 4:11.73                                   | Gabriela Szabo  | ROU 15:29.86 |
| 1997              | Irina Nedelenko        | UKR | 2:00.21            | Gabriela Szabo    | ROU | 4:10.31                                   | Nnenna Lynch    | USA 15:47.61 |
| 1999              | Yulyia Taranova        | RUS | 1:59.63            | Elena Buhaiianu   | ROU | 4:13.04                                   | Rie Ueno        | JPN 15:51.24 |
| 2001              | Brigita Langerholc     | SLO | 2:00.96            | Süreyya Ayhan     | TUR | 4:06.91                                   | Dong Yanmei     | CHN 15:30.28 |
| 2003              | Liliana Bărbulescu     | ROU | 2:00.06            | Natalya Sidorenko | UKR | 4:11.69                                   | Eloise Poppett  | AUS 15:47.19 |
| 2005              | Svetlana Klyuka        | RUS | 2:00.80            | Olesya Syreva     | RUS | 4:12.69                                   | Kim Smith       | NZL 15:29.18 |
| 2007              | Yuliya Krevsun         | UKR | 1:57.63            | Olesya Chumakova  | RUS | 4:09.32                                   | Jessica Augusto | POR 15:28.78 |
| 2009              | Madeleine Pape         | AUS | 2:01.91            | Marina Muncan     | SRB | 4:15.53                                   | Sara Moreira    | POR 15:32.78 |
| 2011              | Olga Zavhorodnya       | UKR | 1:59.56            | Anna Mishchenko   | UKR | 4:05.91                                   | Binnaz Uslu     | TUR 15:41.15 |
| 2013              | Margarita Mukasheva    | KAZ | 1:58.96            | Yelena Korobkina  | RUS | 4:08.13                                   | Olga Golovkina  | RUS 15:43.77 |
| 2015              | Angie Petty            | NZL | 1:59.06            | Dorcus Ajok       | UGA | 4:18.53                                   | Kristiina Mäki  | CZE 16:03.29 |

| <b>10,000 Metres</b> |                    |     | <b>Marathon/Half Marathon (From 1997)</b> |                  |     | <b>3000 Metres Steeplechase</b> |                      |             |
|----------------------|--------------------|-----|---|------------------|-----|---------------------------------|----------------------|-------------|
| 1983                 | -                  |     |   | Sarah Rowell     | GBR | 2:47:36.2                       | -                    |             |
| 1985                 | Marina Rodchenkova | URS | 32:58.45                                  | Mami Fukao       | JPN | 2:44:55                         | -                    |             |
| 1987                 | Patty Murray       | USA | 33:11.26                                  | Natalya Bardina  | URS | 2:46:30                         | -                    |             |
| 1989                 | Viorica Ghican     | ROU | 31:46.43                                  | Irina Bogachova  | URS | 2:35:09                         | -                    |             |
| 1991                 | Anne-Marie Letko   | USA | 32:36.87                                  | Miyako Iwai      | JPN | 2:36:27                         | -                    |             |
| 1993                 | Iulia Negură       | ROU | 32:22.99                                  | Noriko Kawaguchi | JPN | 2:37:47                         | -                    |             |
| 1995                 | Iulia Negură       | ROU | 32:28.25                                  | Masako Kusakaya  | JPN | 2:53:03                         | -                    |             |
| 1997                 | Deena Drossin      | USA | 33:45.31                                  | Mari Sotani      | JPN | 71:49                           | -                    |             |
| 1999                 | Leigh Daniel       | USA | 32:58.80                                  | Rosaria Console  | ITA | 74:14                           | -                    |             |
| 2001                 | Dong Yanmei        | CHN | 32:45.14                                  | Ham Bong-Sil     | PRK | 75:24                           | -                    |             |
| 2003                 | Natalia Cerchez    | MDA | 33:07.05                                  | Machi Tanaka     | JPN | 73:06                           | -                    |             |
| 2005                 | Eri Sato           | JPN | 34:12.06                                  | Lee Eun-Jung     | KOR | 74:31                           | Lívía Tóth           | HUN 9:40.37 |
| 2007                 | Kseniya Agafonova  | RUS | 32:20.94                                  | Kim Kum Ok       | PRK | 72:31                           | Dobrinka Shalamanova | BUL 9:45.04 |
| 2009                 | Kasumi Nishihara   | JPN | 33:14.62                                  | Chisato Saito    | JPN | 73:44                           | Sara Moreira         | POR 9:32.62 |
| 2011                 | Fadime Suna        | TUR | 33:11.92                                  | Ro Un Ok         | PRK | 76:38                           | Binnaz Uslu          | TUR 9:33.50 |
| 2013                 | Ayuko Suzuki       | JPN | 32:54.17                                  | Mai Tsuda        | JPN | 73:12                           | Gülcan Mingir        | TUR 9:45.88 |
| 2015                 | Alla Kulyatina     | RUS | 32:52.27                                  | Zhang Yingying   | CHN | 75:06                           | Yekaterina Sokolenko | RUS 9:25.77 |

| <b>80/100 Metres Hurdles</b> |                     |     | <b>400 Metres Hurdles</b> |                      |     | <b>High Jump</b> |                   |          |
|------------------------------|---------------------|-----|---------------------------|----------------------|-----|------------------|-------------------|----------|
| 1957                         | Milka Babović       | YUG | 11.5                      | -                    | -   | -                | Iolanda Balaș     | ROU 1.66 |
| 1959                         | Nelli Yelisayeva    | URS | 11.1                      | -                    |     |                  | Iolanda Balaș     | ROU 1.80 |
| 1961                         | Irina Press         | URS | 10.90                     | -                    |     |                  | Iolanda Balaș     | ROU 1.85 |
| 1963                         | Jutta Heine         | FRG | 10.95                     | -                    |     |                  | Taisiya Chenchik  | URS 1.72 |
| 1965                         | Danuta Straszynska  | POL | 10.6                      | -                    |     |                  | Yordanka Blagoeva | BUL 1.65 |
| 1967                         | Françoise Masse     | FRA | 11.3                      | -                    |     |                  | Mami Takeda       | JPN 1.68 |
| 1970                         | Teresa Sukniewicz   | POL | 13.0                      | -                    |     |                  | Snežana Hrepevnik | YUG 1.86 |
| 1973                         | Grażyna Rabsztyn    | POL | 13.23                     | -                    |     |                  | Virginia Ioan     | ROU 1.84 |
| 1975                         | Grażyna Rabsztyn    | POL | 13.14                     | -                    |     |                  | Galina Filatova   | URS 1.88 |
| 1977                         | Grażyna Rabsztyn    | POL | 12.86                     | -                    |     |                  | Sara Simeoni      | ITA 1.92 |
| 1979                         | Lucyna Langer       | POL | 12.62                     | -                    |     |                  | Andrea Matay      | HUN 1.94 |
| 1981                         | Stephanie Hightower | USA | 13.03                     | Anna Kastyetskaya    | URS | 55.52            | Sara Simeoni      | ITA 1.96 |
| 1983                         | Natalya Petrova     | URS | 13.04                     | Yekaterina Fesenko   | URS | 54.97            | Tamara Bykova     | URS 1.98 |
| 1985                         | Ginka Zagorcheva    | BUL | 12.71                     | Margarita Novitskaié | URS | 55.33            | Silvia Costa      | CUB 2.01 |
| 1987                         | Heike Theele        | GDR | 12.84                     | Nawal El Moutawakel  | MAR | 55.21            | Svetlana Isaeva   | BUL 1.95 |
| 1989                         | Monique Ewanjé-Épée | FRA | 12.65                     | Margarita Khromova   | URS | 57.03            | Alina Astafei     | ROU 1.91 |
| 1991                         | Marina Azyabina     | URS | 12.95                     | Gretha Tromp         | NED | 55.30            | Alison Inverarity | AUS 1.92 |
| 1993                         | Dawn Bowles         | USA | 13.16                     | Heike Meissner       | GER | 56.10            | Tanya Hughes      | USA 1.95 |

|      |                       |     |       |                    |     |       |                     |     |      |
|------|-----------------------|-----|-------|--------------------|-----|-------|---------------------|-----|------|
| 1995 | Nicole Ramalalanirina | MAD | 13.02 | Heike Meissner     | GER | 55.57 | Viktoriya Fyodorova | RUS | 1.92 |
| 1997 | Angela Atete          | NGR | 13.19 | Tatyana Tereshchuk | UKR | 54.91 | Amy Acuff           | USA | 1.98 |
| 1999 | Andria King           | USA | 13.04 | Daimí Pernía       | CUB | 53.95 | Monica Dinescu      | ROU | 1.95 |
| 2001 | Su Yiping             | CHN | 12.95 | Natasha Danvers    | GBR | 54.94 | Vita Palamar        | UKR | 1.96 |
| 2003 | Xu Jia                | CHN | 13.29 | Maren Schott       | GER | 55.28 | Dóra Györfy         | HUN | 1.94 |
| 2005 | Mirjam Liimask        | EST | 12.96 | Marina Shiyan      | RUS | 55.14 | Anna Chicherova     | RUS | 1.90 |
| 2007 | Yevgeniya Volodko     | BLR | 13.03 | Tatyana Azarova    | KAZ | 55.52 | Marina Aitova       | KAZ | 1.92 |
| 2009 | Nevin Yanit           | TUR | 12.89 | Vania Stambolova   | BUL | 55.14 | Ariane Friedrich    | GER | 2.00 |
| 2011 | Nia Ali               | USA | 12.85 | Hanna Yaroshchuk   | UKR | 55.15 | Brigetta Barrett    | USA | 1.96 |
| 2013 | Vashti Thomas         | USA | 12.61 | Anna Titimets      | UKR | 54.64 | Kamila Lićwinko     | POL | 1.96 |
| 2015 | Danielle Williams     | JAM | 12.78 | Joanna Linkiewicz  | POL | 55.62 | Airiné Palšytė      | LTU | 1.84 |

**Pole Vault**

|      |                       |     |      |
|------|-----------------------|-----|------|
| 1957 | -                     |     |      |
| 1959 | -                     |     |      |
| 1961 | -                     |     |      |
| 1963 | -                     |     |      |
| 1965 | -                     |     |      |
| 1967 | -                     |     |      |
| 1970 | -                     |     |      |
| 1973 | -                     |     |      |
| 1975 | -                     |     |      |
| 1977 | -                     |     |      |
| 1979 | -                     |     |      |
| 1981 | -                     |     |      |
| 1983 | -                     |     |      |
| 1985 | -                     |     |      |
| 1987 | -                     |     |      |
| 1989 | -                     |     |      |
| 1991 | -                     |     |      |
| 1993 | -                     |     |      |
| 1995 | -                     |     |      |
| 1997 | Emma George           | AUS | 4.40 |
| 1999 | Pavla Hamácková       | CZE | 4.25 |
| 2001 | Gao Shuying           | CHN | 4.52 |
| 2003 | Tatyana Polnova       | RUS | 4.70 |
| 2005 | Julia Hütter          | GER | 4.25 |
| 2007 | Aleksandra Kiryashova | RUS | 4.40 |
| 2009 | Jiřina Ptáčnicková    | CZE | 4.55 |
| 2011 | Aleksandra Kiryashova | RUS | 4.65 |
| 2013 | Anastasiya Savchenko  | RUS | 4.60 |
| 2015 | Li Ling               | CHN | 4.45 |

**Long Jump**

|                      |     |       |
|----------------------|-----|-------|
| Vera Kalashnikova    | URS | 6.03  |
| Elżbieta Krzesińska  | POL | 5.94  |
| Tatyana Shchelkanova | URS | 6.49  |
| Tatyana Shchelkanova | URS | 6.48  |
| Tatyana Shchelkanova | URS | 6.42  |
| Sheila Parkin        | GBR | 6.32  |
| Heide Rosendahl      | FRG | 6.84  |
| Margrit Olfert       | GDR | 6.63  |
| Jarmila Nygrýnová    | TCH | 6.48  |
| Jacqueline Curtet    | FRA | 6.38  |
| Anita Stukané        | URS | 6.80  |
| Tatyana Kolpakova    | URS | 6.83  |
| Anișoara Cușmir      | ROU | 7.06w |
| Irina Valyukevich    | URS | 7.04  |
| Marieta Ilcu         | ROU | 6.81  |
| Iolanda Chen         | URS | 6.729 |
| Inessa Kravets       | URS | 6.87  |
| Mirela Dulgheru      | ROU | 6.69w |
| Viktoriya Vershinina | UKR | 6.76  |
| Yelena Shevhovtsova  | UKR | 6.78  |
| Yelena Shevhovtsova  | UKR | 6.92  |
| Maurren Maggi        | BRA | 6.83  |
| Irina Simagina       | RUS | 6.49  |
| Lyudmila Kolchanova  | RUS | 6.79  |
| Olga Rypakova        | KAZ | 6.85  |
| Ivana Španović       | SRB | 6.64  |
| Anna Nazarova        | RUS | 6.72  |
| Darya Klishina       | RUS | 6.90  |
| Yuliya Pidluzhnaya   | RUS | 6.79  |

**Triple Jump**

|                   |     |        |
|-------------------|-----|--------|
| -                 |     |        |
| -                 |     |        |
| -                 |     |        |
| -                 |     |        |
| -                 |     |        |
| -                 |     |        |
| -                 |     |        |
| -                 |     |        |
| -                 |     |        |
| -                 |     |        |
| -                 |     |        |
| -                 |     |        |
| -                 |     |        |
| -                 |     |        |
| -                 |     |        |
| -                 |     |        |
| -                 |     |        |
| Li Huirong        | CHN | 14.20  |
| Niurka Montalvo   | CUB | 14.16w |
| Sárka Kaspárková  | CZE | 14.20  |
| Yelena Govorova   | UKR | 14.23  |
| Yelena Govorova   | UKR | 14.99w |
| Tatyana Lebedeva  | RUS | 14.81  |
| Oksana Rogova     | RUS | 14.16  |
| Wang Ying         | CHN | 14.12  |
| Olga Saladukha    | UKR | 14.79  |
| Yarianna Martínez | CUB | 14.40  |
| Yekaterina Koneva | RUS | 14.25  |
| Yekaterina Koneva | RUS | 14.82  |
| Yekaterina Koneva | RUS | 14.60  |

**Shot Put**

|      |                     |     |       |
|------|---------------------|-----|-------|
| 1957 | Galina Zybina       | URS | 15.75 |
| 1959 | Lidiya Sharamovich  | BUL | 13.97 |
| 1961 | Tamara Press        | URS | 17.12 |
| 1963 | Tamara Press        | URS | 17.29 |
| 1965 | Tamara Press        | URS | 18.31 |
| 1967 | Liesel Westermann   | FRG | 15.30 |
| 1970 | Nadezhda Chizhova   | URS | 19.51 |
| 1973 | Nadezhda Chizhova   | URS | 20.82 |
| 1975 | Elena Stoyanova     | BUL | 18.99 |
| 1977 | Elena Stoyanova     | BUL | 19.98 |
| 1979 | Ilona Slupianek     | GDR | 20.48 |
| 1981 | Helma Knorrscheidt  | GDR | 20.24 |
| 1983 | Natalya Lisovskaya  | URS | 20.46 |
| 1985 | Natalya Lisovskaya  | URS | 20.47 |
| 1987 | Natalya Lisovskaya  | URS | 20.48 |
| 1989 | Huang Zhihong       | CHN | 20.56 |
| 1991 | Svetlana Krivelyova | URS | 19.62 |
| 1993 | Zhou Tianhua        | CHN | 19.17 |
| 1995 | Wu Xianchun         | CHN | 18.31 |
| 1997 | Irina Korzhanenko   | RUS | 19.39 |
| 1999 | Yumileidi Cumbá     | CUB | 18.70 |
| 2001 | Yumileidi Cumbá     | CUB | 18.90 |
| 2003 | Li Fengfeng         | CHN | 18.55 |
| 2005 | Natalia Khoroneko   | BLR | 18.86 |
| 2007 | Irina Tarasova      | RUS | 17.46 |

**Discus Throw**

|                      |     |       |
|----------------------|-----|-------|
| Irina Beglyakova     | URS | 48.83 |
| Györgyi Hegedus      | HUN | 46.76 |
| Tamara Press         | URS | 58.06 |
| Tamara Press         | URS | 55.90 |
| Jolan Kontsek        | HUN | 55.66 |
| Liesel Westermann    | FRG | 59.22 |
| Karin Illgen         | GDR | 62.04 |
| Faina Melnik         | URS | 64.54 |
| Mariya Vergova       | BUL | 65.28 |
| Mariya Vergova       | BUL | 66.34 |
| Svetlana Melnykova   | URS | 63.54 |
| Florența Crăciunescu | ROU | 67.48 |
| Florența Crăciunescu | ROU | 64.56 |
| Maritza Martén       | CUB | 66.66 |
| Tsvetanka Khristova  | BUL | 67.96 |
| Hou Xuenmei          | CHN | 65.32 |
| Xiao Yanling         | CHN | 64.36 |
| Renata Katewicz      | POL | 62.40 |
| Natalya Sadova       | RUS | 62.92 |
| Natalya Sadova       | RUS | 67.02 |
| Nicoleta Grasu       | ROU | 65.21 |
| Li Qiumei            | CHN | 61.66 |
| Natalya Fokina       | UKR | 63.11 |
| Wioletta Potępa      | POL | 62.10 |
| Yarelis Barrios      | CUB | 61.36 |

**Hammer Throw**

|                    |     |       |
|--------------------|-----|-------|
| -                  |     |       |
| -                  |     |       |
| -                  |     |       |
| -                  |     |       |
| -                  |     |       |
| -                  |     |       |
| -                  |     |       |
| -                  |     |       |
| -                  |     |       |
| -                  |     |       |
| -                  |     |       |
| -                  |     |       |
| -                  |     |       |
| -                  |     |       |
| -                  |     |       |
| -                  |     |       |
| -                  |     |       |
| -                  |     |       |
| -                  |     |       |
| Mihaela Melinte    | ROU | 69.84 |
| Mihaela Melinte    | ROU | 74.24 |
| Manuela Montebrun  | FRA | 69.78 |
| Liu Yinghui        | CHN | 69.05 |
| Kamila Skolimowska | POL | 72.75 |
| Daryia Pchelnik    | BLR | 68.74 |



|      |                |     |       |                 |     |       |                |     |       |
|------|----------------|-----|-------|-----------------|-----|-------|----------------|-----|-------|
| 2009 | Mailin Vargas  | CUB | 18.91 | Dani Samuels    | AUS | 62.48 | Betty Heidler  | GER | 75.83 |
| 2011 | Irina Tarasova | RUS | 18.02 | Zaneta Glanc    | POL | 63.99 | Éva Orbán      | HUN | 71.33 |
| 2013 | Irina Tarasova | RUS | 18.75 | Yelena Panova   | RUS | 56.86 | Jeneva Stevens | USA | 73.75 |
| 2015 | Lena Urbaniak  | GER | 18.00 | Yuliya Maltseva | RUS | 59.37 | Hanna Skydan   | AZE | 70.67 |

**Javelin Throw**

|      |                      |     |       |
|------|----------------------|-----|-------|
| 1957 | Maria Diti           | ROU | 52.38 |
| 1959 | Elvira Ozolina       | URS | 49.95 |
| 1961 | Yelena Gorchakova    | URS | 51.39 |
| 1963 | Almut Brömmel        | FRG | 49.61 |
| 1965 | Mihaela Peneş        | ROU | 59.22 |
| 1967 | Ranae Bair           | USA | 52.98 |
| 1970 | Daniela Jaworska     | POL | 56.16 |
| 1973 | Svetlana Korolyova   | URS | 62.00 |
| 1975 | Nadezhda Yakubovich  | URS | 61.72 |
| 1977 | Nadezhda Yakubovich  | URS | 61.42 |
| 1979 | Eva Raduly           | ROU | 67.20 |
| 1981 | Petra Felke          | GDR | 65.20 |
| 1983 | Beate Peters         | FRG | 66.86 |
| 1985 | Ivonne Leal          | CUB | 71.82 |
| 1987 | Irina Kostyuchenkova | URS | 66.72 |
| 1989 | Silke Renk           | GDR | 66.10 |
| 1991 | Tatyana Shikolenko   | URS | 63.56 |
| 1993 | Lee Young-sun        | KOR | 58.62 |
| 1995 | Felicia Tilea        | ROU | 62.16 |
| 1997 | Isel López           | CUB | 64.30 |
| 1999 | Ewa Rybak            | POL | 60.76 |
| 2001 | Osleidys Menéndez    | CUB | 69.82 |
| 2003 | Barbara Madejczyk    | POL | 56.23 |
| 2005 | Barbora Špotáková    | CZE | 60.73 |
| 2007 | Buoban Phamang       | THA | 61.40 |
| 2009 | Sunette Viljoen      | RSA | 62.52 |
| 2011 | Sunette Viljoen      | RSA | 66.47 |
| 2013 | Mariya Abakumova     | RUS | 65.12 |
| 2015 | Tatsiana Khaladovich | BLR | 60.45 |

**Pentathlon/Heptathlon (Hep from 1981)**

|                      |          |
|----------------------|----------|
| -                    | -        |
| -                    | -        |
| -                    | -        |
| -                    | -        |
| Tatyana Shchelkanova | URS 4802 |
| Liese Prokop         | AUT 4465 |
| Tatyana Kondrashova  | URS 4884 |
| Nadezhda Tkachenko   | URS 4629 |
| Jane Frederick       | USA 4442 |
| Valentina Dimitrova  | BUL 4630 |
| Yekaterina Smirnova  | URS 4497 |
| Malgorzata Guzowska  | POL 6198 |
| Yekaterina Smirnova  | URS 6350 |
| Małgorzata Nowak     | POL 6616 |
| Liliana Nastase      | ROU 6364 |
| Larisa Nikitina      | URS 6847 |
| Birgit Clarius       | GER 6419 |
| Urszula Włodarczyk   | POL 6127 |
| Jane Jamieson        | AUS 6123 |
| Mona Steigauf        | GER 6546 |
| Tiffany Lott         | USA 5959 |
| Jane Jamieson        | AUS 6041 |
| Kylie Wheeler        | AUS 6031 |
| Lyudmila Blonska     | UKR 6297 |
| Viktorija Žemaitytė  | LTU 5971 |
| Jessica Samuelsson   | SWE 6004 |
| Olga Kurban          | RUS 6151 |
| Tatyana Chernova     | RUS 6623 |
| Anna Maiwald         | GER 5965 |

**5/20/10 Kilometres Walk**

|                       |              |
|-----------------------|--------------|
| -                     | -            |
| -                     | -            |
| -                     | -            |
| -                     | -            |
| -                     | -            |
| -                     | -            |
| -                     | -            |
| -                     | -            |
| -                     | -            |
| -                     | -            |
| Aleksandra Grigoryeva | URS 22:21.10 |
| Li Sujie              | CHN 21:51.50 |
| Ileana Salvador       | ITA 20:44    |
| Sari Essayah          | FIN 44:04    |
| Long Yuwen            | CHN 46:16.75 |
| Annarita Sidoti       | ITA 43:22    |
| Larisa Ramazanova     | BLR 44:01    |
| Claudia Iovan         | ROU 44:22    |
| Gao Hongmiao          | CHN 43:20    |
| Tatyana Sibileva      | RUS 1:34:55  |
| Jiang Qiuyan          | CHN 1:33:13  |
| Jiang Qiuyan          | CHN 1:35:22  |
| Olga Mikhaylova       | RUS 1:30:43  |
| Julia Takács          | HUN 1:33:51  |
| Anisya Kirdyapkina    | RUS 1:29:30  |
| Anisya Kirdyapkina    | RUS 1:28:18  |

**4 x 100 Metres Relay**

|      |               |       |
|------|---------------|-------|
| 1957 | USSR          | 46.4  |
| 1959 | USSR          | 46.9  |
| 1961 | USSR          | 46.2  |
| 1963 | USSR          | 46.50 |
| 1965 | USSR          | 45.5  |
| 1967 | France        | 46.5  |
| 1970 | USSR          | 44.7  |
| 1973 | USSR          | 43.99 |
| 1975 | USSR          | 44.77 |
| 1977 | USSR          | 43.16 |
| 1979 | USSR          | 43.14 |
| 1981 | United States | 43.66 |
| 1983 | United States | 42.82 |
| 1985 | United States | 43.28 |
| 1987 | United States | 42.90 |
| 1989 | United States | 42.40 |
| 1991 | United States | 44.45 |
| 1993 | United States | 43.37 |
| 1995 | United States | 43.58 |
| 1997 | United States | 44.01 |
| 1999 | United States | 43.49 |
| 2001 | PR of China   | 43.72 |
| 2003 | PR of China   | 44.09 |
| 2005 | Russia        | 43.62 |
| 2007 | Finland       | 43.48 |
| 2009 | Italy         | 43.83 |
| 2011 | Ukraine       | 43.33 |
| 2013 | Ukraine       | 42.77 |
| 2015 | Kazakhstan    | 44.28 |

**4 x 400 Metres Relay**

|               |         |
|---------------|---------|
| -             | -       |
| -             | -       |
| -             | -       |
| -             | -       |
| -             | -       |
| -             | -       |
| -             | -       |
| -             | -       |
| -             | -       |
| -             | -       |
| USSR          | 3:26.65 |
| USSR          | 3:24.97 |
| USSR          | 2:25.96 |
| United States | 3:27.16 |
| United States | 3:26.48 |
| United States | 3:27.93 |
| United States | 3:26.18 |
| Russia        | 3:28.32 |
| Russia        | 3:27.93 |
| United States | 3:27.97 |
| United States | 3:28.04 |
| Russia        | 3:31.63 |
| Russia        | 3:27.47 |
| Ukraine       | 3:29.59 |
| Canada        | 3:33.09 |
| Russia        | 3:27.16 |
| Russia        | 3:26.61 |
| Poland        | 3:31.98 |

# WORLD AND CONTINENTAL RECORDS

(as at June 30, 2017)

## ABBREVIATIONS & KEY (See also page 7)

**IAAF** = IAAF world record; **IAAF-u20** = IAAF under-20 record; **MX** = Mixed race (men and women together)

**W** = Unratified world best; **WO** = Women-only race; **Wu20** = Unratified world under-20 best

**Wo35** = World over-35 best; **Wo40** = World over-40 best;

**AFR** = Africa; **ASI** = Asia; **CAC** = Central America & Caribbean (includes the countries with borders to Caribbean though not USA)

**Com** = Commonwealth; **EUR** = Europe; **NAM** = North America (CAN & USA); **OCE** = Oceania; **SAM** = South America

## NOTES

This section shows world, area, Commonwealth and age records (where known) for all events on the world record lists shown under IAAF rules 261 (world records) & 262 (world under-20 records). Significant unratified best performances are also shown

A = made at altitude of 1000m or higher; a = aided road course according to IAAF rule 260.21 (separation between start and finish points more than 50% of race distance or the decrease in elevation greater than one in a thousand; Some areas do recognise additional marks in this category); <sup>a</sup> = awaiting ratification but otherwise valid; h = hand timing; ! = timing by photo-electric cell; # = not officially ratified; X = unratified due to no doping control; ⚡ = not timed officially;

Where relevant, the pace is given for world record performances. Where known, the time given is that of the runner who set the record, rather than the pacemaker

In 1998, IAAF rule 260 was revised to allow world records to be set at a facility "with or without a roof" (in other words, indoors or outdoors). This is now covered by IAAF rule 260.2.ii. Accordingly, indoor marks superior to outdoor records and set since 1998 (not 2000 as originally noted) are listed on these pages in addition to outdoor bests

Included are the individual road events which were given world record status from January 1, 2004. These feature many unratified, unofficial and unconfirmed marks for three main reasons. Firstly, most of the IAAF's area federations have not yet established records at these events. Second, several of the world's major long distance races do not take official times en-route for runners and finally – though the final distance not be regarded as aided (see note above) – the intermediate distance may well be. It should also be noted that some federations have ratified road records even though the marks were set on courses such as Boston which do not fulfill IAAF criteria. Any comments and amendments to these records will be gratefully received by the editor.

The following websites have been references for the area records: **Africa**: [www.caaweb.org](http://www.caaweb.org); **Asia**: [athleticsasia.org](http://athleticsasia.org); **Europe**: [www.european-athletics.org](http://www.european-athletics.org); **South America**: [www.consudatle.org](http://www.consudatle.org); **United States**: [www.usatf.org](http://www.usatf.org); **North/Central American & Caribbean**: [www.athleticsnacac.org](http://www.athleticsnacac.org); **Central America & Caribbean**: [www.athlecac.org](http://www.athlecac.org), though not updated since 2008 (the marks shown below are the best known by the compiler); **Oceania**, [www.athletics-oceania.com](http://www.athletics-oceania.com)

| EVENT                                      | MARK         | Wind       | NAME  | COUNTRY    | BORN           | VENUE               | DATE             |
|--|--------------|------------|---|------------|----------------|---------------------|------------------|
| <b>MEN</b>                                 |              |            |   |            |                |                     |                  |
| <b>100 Metres</b>                          |              |            |   |            |                |                     |                  |
| <b>IAAF</b> , CAC, Com                     | <b>9.58</b>  | 0.9        | <b>Usain Bolt</b> (9.572, reaction 0.146)             | <b>JAM</b> | <b>21.8.86</b> | <b>Berlin</b>       | <b>16 Aug 09</b> |
| NAM  | 9.69         | 2.0        | Tyson Gay   | USA        | 9.8.82         | Shanghai            | 20 Sep 09        |
| AFR  | 9.85         | 1.7        | Olusoji Fasuba  | NGR        | 9.7.84         | Doha                | 12 May 06        |
| EUR  | 9.86         | 0.6        | Francis Obikwelu                                      | POR        | 22.11.78       | Athina              | 22 Aug 04        |
|  | 9.86         | 1.3        | Jimmy Vicaut  | FRA        | 27.2.92        | Paris (Saint-Denis) | 4 Jul 15         |
|  | 9.86         | 1.8        | Jimmy Vicaut  | FRA        | 27.2.92        | Montreuil-sous-Bois | 7 Jun 16         |
|  | 9.91         | 1.8        | Femi Ogunode (ex-NGR)                                 | QAT        | 15.5.91        | Wuhan               | 4 Jun 15         |
| ASI  | 9.91         | 0.6        | Femi Ogunode (ex-NGR)                                 | QAT        | 15.5.91        | Gainesville         | 22 Apr 16        |
|  | 9.93         | 1.8        | Patrick Johnson                                       | AUS        | 26.9.72        | Mito                | 5 May 03         |
| OCE  | 10.00A       | 1.6        | Robson da Silva                                       | BRA        | 4.9.64         | Ciudad de México    | 22 Jul 88        |
| <i>Age records &amp; best performances</i> |              |            |   |            |                |                     |                  |
| Wu18                                       | 10.15        | 2.0        | Anthony Schwartz                                      | USA        | 5.9.00         | Gainesville         | 31 Mar 17        |
| <b>IAAF-u20</b>                            | <b>9.97</b>  | <b>1.8</b> | <b>Trayvon Bromell</b>                                | <b>USA</b> | <b>10.7.95</b> | <b>Eugene</b>       | <b>13 Jun 14</b> |
| W35, Wo40                                  | 9.93         | 1.9        | Kim Collins   | SKN        | 5.4.76         | Bottrop             | 29 May 16        |
| <b>200 Metres</b>                          |              |            |   |            |                |                     |                  |
| <b>IAAF</b> , CAC, Com                     | <b>19.19</b> | -0.3       | <b>Usain Bolt</b><br><i>Halves of 9.92 &amp; 9.27</i> | <b>JAM</b> | <b>21.8.86</b> | <b>Berlin</b>       | <b>20 Aug 09</b> |
| NAM  | 19.32        | 0.4        | Michael Johnson                                       | USA        | 13.9.67        | Atlanta             | 1 Aug 96         |
| AFR  | 19.68        | 0.4        | Frankie Fredericks                                    | NAM        | 2.10.67        | Atlanta             | 1 Aug 96         |
| EUR  | 19.72A       | 1.8        | Pietro Mennea   | ITA        | 28.6.52        | Ciudad de México    | 12 Sep 79        |
| SAM  | 19.81        | -0.3       | Alonso Edward   | PAN        | 8.12.89        | Berlin              | 20 Aug 09        |
| ASI  | 19.97        | 0.4        | Femi Ogunode (ex-NGR)                                 | QAT        | 15.5.91        | Bruxelles           | 11 Sep 15        |
| OCE  | 20.06A       | 0.9        | Peter Norman  | AUS        | 15.6.42        | Ciudad de México    | 16 Oct 68        |

| EVENT                                      | MARK           | Wind       | NAME  | COUNTRY    | BORN            | VENUE                 | DATE             |
|--|----------------|------------|---|------------|-----------------|-----------------------|------------------|
| <i>Age records &amp; best performances</i> |                |            |   |            |                 |                       |                  |
| Wu18                                       | 20.13          | 0.0        | Usain Bolt  | JAM        | 21.8.86         | Bridgetown            | 20 Jul 03        |
| <b>IAAF-u20</b>                            | <b>19.93</b>   | <b>1.4</b> | <b>Usain Bolt</b>   | <b>JAM</b> | <b>21.8.86</b>  | <b>Devonshire</b>     | <b>11 Apr 04</b> |
| Wo35                                       | 20.11          | 1.9        | Linford Christie  | GBR        | 2.4.60          | Lille                 | 25 Jun 95        |
| Wo40                                       | 20.64          | 1.3        | Troy Douglas  | NED        | 30.11.62        | Utrecht               | 9 Aug 03         |
|  | 20.64          | 0.7        | Troy Douglas  | NED        | 30.11.62        | Paris (Saint-Denis)   | 27 Aug 03        |
| <b>400 Metres</b>                          |                |            |   |            |                 |                       |                  |
| <b>IAAF, AFR, Com</b>                      | <b>43.03</b>   |            | <b>Wayde van Niekerk</b>  | <b>RSA</b> | <b>15.7.92</b>  | <b>Río de Janeiro</b> | <b>14 Aug 16</b> |
|  |                |            | <i>Halves of 20.5 &amp; 22.6</i>  |            |                 |                       |                  |
| NAM  | 43.18          |            | Michael Johnson   | USA        | 13.9.67         | Sevilla               | 26 Aug 99        |
| CAC  | 43.74          |            | Kirani James  | GRN        | 1.9.92          | Lausanne              | 3 Jul 14         |
| ASI  | 43.93          |            | Youssef Masrahi   | KSA        | 31.12.87        | Beijing               | 23 Aug 15        |
| SAM  | 44.29          |            | Sanderlei Parrela   | BRA        | 7.10.74         | Sevilla               | 26 Aug 99        |
| EUR  | 44.33          |            | Thomas Schönlebe  | GDR        | 6.8.65          | Roma                  | 3 Sep 87         |
| OCE  | 44.38          |            | Darren Clark  | AUS        | 6.9.65          | Seoul                 | 26 Sep 88        |
| <i>Age records &amp; best performances</i> |                |            |   |            |                 |                       |                  |
| Wu18                                       | 45.14          |            | Obea Moore  | USA        | 10.1.79         | Santiago de Chile     | 2 Sep 95         |
| <b>IAAF-u20</b>                            | <b>43.87</b>   |            | <b>Steve Lewis</b>  | <b>USA</b> | <b>16.5.69</b>  | <b>Seoul</b>          | <b>28 Sep 88</b> |
| Wo35                                       | 44.54          |            | Chris Brown   | BAH        | 15.10.78        | Eugene                | 30 May 15        |
| Wo40                                       | 47.82          |            | Enrico Saraceni   | ITA        | 19.5.64         | Århus                 | 25 Jul 04        |
| <b>800 Metres</b>                          |                |            |   |            |                 |                       |                  |
| <b>IAAF, AFR, Com</b>                      | <b>1:40.91</b> |            | <b>David Rudisha</b>  | <b>KEN</b> | <b>17.12.88</b> | <b>London</b>         | <b>9 Aug 12</b>  |
|  |                |            | <i>Pace – 200m: 23.5 400m: 49.28, 600m: 1:14.30</i>                                 |            |                 |                       |                  |
| EUR  | 1:41.11        |            | Wilson Kipketer   | DEN        | 12.12.70        | Köln                  | 24 Aug 97        |
| SAM  | 1:41.77        |            | Joaquim Cruz  | BRA        | 12.3.63         | Köln                  | 26 Aug 84        |
| NAM  | 1:42.60        |            | Johnny Gray   | USA        | 19.6.60         | Koblentz              | 28 Aug 85        |
| ASI  | 1:42.79        |            | Youssef Saad Kamel (ex-KEN)   | BRN        | 29.3.83         | Monaco                | 29 Jul 08        |
| CAC  | 1:42.85        |            | Norberto Téllez   | CUB        | 22.1.72         | Atlanta               | 31 Jul 96        |
| OCE  | 1:44.3+        |            | Peter Snell   | NZL        | 17.12.38        | Christchurch          | 3 Feb 62         |
| <i>Age records &amp; best performances</i> |                |            |   |            |                 |                       |                  |
| Wu18                                       | 1:43.37        |            | Mohammed Aman   | ETH        | 10.1.94         | Rieti                 | 10 Sep 11        |
| <b>IAAF-u20</b>                            | <b>1:41.73</b> |            | <b>Nijel Amos</b>   | <b>BOT</b> | <b>15.3.94</b>  | <b>London</b>         | <b>9 Aug 12</b>  |
| Wo35                                       | 1:43.36        |            | Johnny Gray   | USA        | 19.6.60         | Zürich                | 16 Aug 95        |
| Wo40                                       | 1:48.05        |            | Anthony Whiteman  | GBR        | 13.11.71        | Manchester            | 12 Jul 14        |
| <b>1000 Metres</b>                         |                |            |   |            |                 |                       |                  |
| <b>IAAF, AFR, Com</b>                      | <b>2:11.96</b> |            | <b>Noah Ngeny</b>   | <b>KEN</b> | <b>2.11.78</b>  | <b>Rieti</b>          | <b>5 Sep 99</b>  |
|  |                |            | <i>Pace – 200m: 24.12; 400m: 49.66; 600m: 1:17.14; 800m: 1:44.62</i>                |            |                 |                       |                  |
| EUR  | 2:12.18        |            | Sebastian Coe   | GBR        | 29.9.56         | Oslo                  | 11 Jul 81        |
| NAM  | 2:13.9         |            | Rick Wolhuter   | USA        | 23.12.48        | Oslo                  | 30 Jul 74        |
| SAM  | 2:14.09        |            | Joaquim Cruz  | BRA        | 12.3.63         | Nice                  | 20 Aug 84        |
| ASI  | 2:14.72        |            | Youssef Saad Kamel (ex-KEN)   | BRN        | 29.3.83         | Stockholm             | 22 Jul 08        |
| OCE  | 2:16.09        |            | Jeff Riseley  | AUS        | 11.11.86        | Ostrava               | 17 Jun 14        |
| CAC  | 2:17.0         |            | Byron Dyce  | JAM        | 27.3.48         | København             | 15 Aug 73        |
| <i>Age records &amp; best performances</i> |                |            |   |            |                 |                       |                  |
| Wu18                                       | 2:17.44        |            | Hamza Driouch   | QAT        | 16.11.94        | Sollentuna            | 9 Aug 11         |
| Wu20                                       | 2:13.93        |            | Abubaker Kaki   | SUD        | 21.6.89         | Stockholm             | 22 Jul 08        |
| <b>IAAF-u20</b>                            | <b>2:15.00</b> |            | <b>Benjamin Kipkurui</b>  | <b>KEN</b> | <b>28.12.80</b> | <b>Nice</b>           | <b>17 Jul 99</b> |
| Wo35                                       | 2:18.8+        |            | William Tanui   | KEN        | 22.2.64         | Roma                  | 7 Jul 99         |
| Wo40                                       | 2:24.93i       |            | Vyacheslav Shabunin   | RUS        | 27.9.69         | Moskva                | 10 Jan 10        |
| <b>1500 Metres</b>                         |                |            |   |            |                 |                       |                  |
| <b>IAAF, AFR</b>                           | <b>3:26.00</b> |            | <b>Hicham El Guerrouj</b>   | <b>MAR</b> | <b>14.9.74</b>  | <b>Roma</b>           | <b>14 Jul 98</b> |
|  |                |            | <i>Pace – 400m: 53.6; 800m: 1:50.5; 1000m: 2:18.5; 1100m: 2:32.8; 1200m: 2:46.4</i> |            |                 |                       |                  |
| Com  | 3:26.34        |            | Bernard Lagat   | KEN        | 12.12.74        | Bruxelles             | 24 Aug 01        |
| EUR  | 3:28.81        |            | Mohamed Farah   | GBR        | 23.3.83         | Monaco                | 19 Jul 13        |
| ASI  | 3:29.14        |            | Rashid Ramzi (ex-MAR)   | BRN        | 17.7.80         | Roma                  | 14 Jul 06        |
| NAM  | 3:29.30        |            | Bernard Lagat (ex-KEN)  | USA        | 12.12.74        | Rieti                 | 28 Aug 05        |
| OCE  | 3:29.66        |            | Nick Willis   | NZL        | 25.4.83         | Monaco                | 17 Jul 15        |
| SAM  | 3:33.25        |            | Hudson de Souza   | BRA        | 25.2.77         | Rieti                 | 28 Aug 05        |
| CAC  | 3:35.03        |            | Maurys Castillo   | CUB        | 19.10.84        | Huelva                | 7 Jun 12         |
| <i>Age records &amp; best performances</i> |                |            |   |            |                 |                       |                  |
| Wu18                                       | 3:32.97        |            | Justus Soget  | KEN        | 01              | Nairobi               | 24 Jun 17        |
| <b>IAAF-u20</b>                            | <b>3:28.81</b> |            | <b>Ronald Kwemoi</b>  | <b>KEN</b> | <b>19.9.95</b>  | <b>Monaco</b>         | <b>18 Jul 14</b> |
| Wo35                                       | 3:32.45        |            | William Tanui   | KEN        | 22.2.64         | Athína                | 16 Jun 99        |
| Wo40                                       | 3:40.20i+      |            | Bernard Lagat (ex-KEN)  | USA        | 12.12.74        | New York              | 14 Feb 15        |
|  | 3:41.87        |            | Bernard Lagat (ex-KEN)  | USA        | 12.12.74        | Birmingham            | 7 Jun 15         |



| EVENT                                      | MARK            | NAME   | COUNTRY    | BORN           | VENUE                      | DATE             |
|--|-----------------|--|------------|----------------|----------------------------|------------------|
| <b>One Mile</b>                            |                 |  |            |                |                            |                  |
| <b>IAAF, AFR</b>                           | <b>3:43.13</b>  | <b>Hicham El Guerrouj</b>  | <b>MAR</b> | <b>14.9.74</b> | <b>Roma</b>                | <b>7 Jul 99</b>  |
|  |                 | <i>Pace – 440y: 55.07; 880y: 1:51.58; 1320y: 2:47.91; 1500m: 3:28.21</i>                     |            |                |                            |                  |
| Com  | 3:43.40         | Noah Ngeny   | KEN        | 2.11.78        | Roma                       | 7 Jul 99         |
| EUR  | 3:46.32         | Steve Cram   | GBR        | 14.10.60       | Oslo                       | 27 Jul 85        |
| NAM  | 3:46.91         | Alan Webb  | USA        | 13.1.83        | Brasschaat                 | 21 Jul 07        |
| ASI  | 3:47.97         | Dahame Najem Bashair (ex-KEN)  | QAT        | 8.11.78        | Oslo                       | 29 Jul 05        |
| OCE  | 3:48.98         | Craig Mottram  | AUS        | 18.6.80        | Oslo                       | 29 Jul 05        |
| SAM  | 3:51.05         | Hudson de Souza  | BRA        | 25.2.77        | Oslo                       | 29 Jul 05        |
| CAC  | 3:56.13         | Daniel Herrera   | MEX        | 29.11.92       | Concord                    | 1 Jun 17         |
| <i>Age records &amp; best performances</i> |                 |  |            |                |                            |                  |
| Wu18                                       | 3:54.56         | Isaac Songok   | KEN        | 25.4.84        | Linz                       | 20 Aug 01        |
| <b>IAAF-u20</b>                            | <b>3:49.29</b>  | <b>William Biwott</b> (now İlham Tanui Özbilen TUR)  | <b>KEN</b> | <b>5.3.90</b>  | <b>Oslo</b>                | <b>3 Jul 09</b>  |
| Wo35                                       | 3:51.38         | Bernard Lagat (ex-KEN)   | USA        | 12.12.74       | London                     | 6 Aug 11         |
| Wo40                                       | 3:54.91i        | Bernard Lagat (ex-KEN)   | USA        | 12.12.74       | New York                   | 14 Feb 15        |
|  | 3:57.91         | Bernard Lagat (ex-KEN)   | USA        | 12.12.74       | London                     | 25 Jul 15        |
| <b>2000 Metres</b>                         |                 |  |            |                |                            |                  |
| <b>IAAF, AFR</b>                           | <b>4:44.79</b>  | <b>Hicham El Guerrouj</b>  | <b>MAR</b> | <b>14.9.74</b> | <b>Berlin</b>              | <b>7 Sep 99</b>  |
|  |                 | <i>Pace – 400m: 57.1; 800m: 1:55.4; 1000m: 2:24.1; 1600m: 3:49.60</i>                        |            |                |                            |                  |
| Com  | 4:48.74         | John Kibowen   | KEN        | 21.4.69        | Hechtel                    | 1 Aug 98         |
| OCE  | 4:50.76         | Craig Mottram  | AUS        | 18.6.80        | Melbourne                  | 9 Mar 06         |
| EUR  | 4:51.39         | Steve Cram   | GBR/ENG    | 14.10.60       | Budapest                   | 4 Aug 85         |
| NAM  | 4:52.44         | Jim Spivey   | USA        | 7.3.60         | Lausanne                   | 15 Sep 87        |
| ASI  | 4:55.57         | Mohammed Suleiman  | QAT        | 23.11.69       | Roma                       | 8 Jun 95         |
| SAM  | 5:03.34         | Hudson de Souza  | BRA        | 25.2.77        | Manaus                     | 6 Apr 02         |
| CAC  | 5:03.4          | Arturo Barrios   | MEX        | 12.12.63       | Nice                       | 10 Jul 89        |
| <i>Age records &amp; best performances</i> |                 |  |            |                |                            |                  |
| Wu18                                       | 4:56.86         | Isaac Songok   | KEN        | 25.4.84        | Berlin                     | 31 Aug 01        |
| Wu20                                       | 4:56.25         | Tesfaye Cheru  | ETH        | 2.3.93         | Reims                      | 5 Jul 11         |
| Wo35                                       | 4:54.74i        | Bernard Lagat (ex-KEN)   | USA        | 12.12.74       | New York                   | 15 Feb 14        |
|  | 4:58.3+♂        | William Tanui  | KEN        | 22.2.64        | Monaco                     | 4 Aug 99         |
|  | 4:59.19         | Jim Spivey   | USA        | 7.3.60         | Paris                      | 3 Jul 95         |
| Wo40                                       | 5:13.41i        | Vyacheslav Shabunin  | RUS        | 27.9.69        | Omsk                       | 27 Dec 10        |
| <b>3000 Metres</b>                         |                 |  |            |                |                            |                  |
| <b>IAAF, AFR, Com</b>                      | <b>7:20.67</b>  | <b>Daniel Komen</b>  | <b>KEN</b> | <b>17.5.76</b> | <b>Rieti</b>               | <b>1 Sep 96</b>  |
|  |                 | <i>Pace – 1000m: 2:54.9; 2000m: 4:53.4</i>   |            |                |                            |                  |
| EUR  | 7:26.62         | Mohammed Mourhit   | BEL        | 10.10.70       | Monaco                     | 18 Aug 00        |
| NAM, Wo35                                  | 7:29.00         | Bernard Lagat (ex-KEN)   | USA        | 12.12.74       | Rieti                      | 29 Aug 10        |
| ASI  | 7:30.76         | Jamal Bilal Salem (ex-James Kipkemboi Katui KEN)   | QAT        | 12.9.78        | Doha                       | 13 May 05        |
| OCE  | 7:32.19         | Craig Mottram  | AUS        | 18.6.80        | Athina                     | 17 Sep 06        |
| CAC  | 7:35.71         | Arturo Barrios   | MEX        | 12.12.63       | Nice                       | 10 Jul 89        |
| SAM  | 7:39.70         | Hudson de Souza  | BRA        | 25.2.77        | Lausanne                   | 2 Jul 02         |
| <i>Age records &amp; best performances</i> |                 |  |            |                |                            |                  |
| Wu18                                       | 7:32.37         | Abreham Cherkos  | ETH        | 23.9.89        | Lausanne                   | 11 Jul 06        |
| <b>IAAF-u20</b>                            | <b>7:28.19</b>  | <b>Yomif Kejelcha</b>  | <b>KEN</b> | <b>1.8.97</b>  | <b>Paris (Saint-Denis)</b> | <b>27 Aug 16</b> |
| Wo40                                       | 7:37.92i        | Bernard Lagat (ex-KEN)   | USA        | 12.12.74       | Metz                       | 25 Feb 15        |
|  | 7:42.75         | Bernard Lagat (ex-KEN)   | USA        | 12.12.74       | Luzern                     | 14 Jul 15        |
| <b>5000 Metres</b>                         |                 |  |            |                |                            |                  |
| <b>IAAF, AFR</b>                           | <b>12:37.35</b> | <b>Kenenisa Bekele</b>   | <b>ETH</b> | <b>13.6.82</b> | <b>Hengelo</b>             | <b>31 May 04</b> |
|  |                 | <i>Pace – 1000m: 2:33.24; 2000m: 5:05.47; 3000m: 7:37.34; 4000m: 10:07.93, 57.9 last lap</i> |            |                |                            |                  |
| Com  | 12:39.74        | Daniel Komen   | KEN        | 17.5.76        | Bruxelles                  | 22 Aug 97        |
| EUR  | 12:49.71        | Mohammed Mourhit   | BEL        | 10.10.70       | Bruxelles                  | 25 Aug 00        |
| ASI  | 12:51.96        | Albert Rop (ex-KEN)  | BRN        | 17.7.92        | Monaco                     | 19 Jul 13        |
| NAM, Wo35                                  | 12:53.60        | Bernard Lagat (ex-KEN)   | USA        | 12.12.74       | Monaco                     | 22 Jul 11        |
| OCE  | 12:55.76        | Craig Mottram  | AUS        | 18.6.80        | London                     | 30 Jul 04        |
| CAC  | 13:07.79        | Arturo Barrios   | MEX        | 12.12.63       | London                     | 14 Jul 89        |
| SAM  | 13:19.43        | Marilson dos Santos  | BRA        | 6.8.77         | Kassel                     | 8 Jun 06         |
| <i>Age records &amp; best performances</i> |                 |  |            |                |                            |                  |
| Wu18                                       | 12:54.19        | Abreham Cherkos  | ETH        | 23.9.89        | Roma                       | 14 Jul 06        |
| <b>IAAF-u20</b>                            | <b>12:47.53</b> | <b>Hagos Gebrhiwet</b>   | <b>ETH</b> | <b>11.5.94</b> | <b>Paris (Saint-Denis)</b> | <b>6 Jul 12</b>  |
| Wo40                                       | 13:06.78        | Bernard Lagat (ex-KEN)   | USA        | 12.12.74       | Río de Janiero             | 20 Aug 16        |

| EVENT                                      | MARK                       | NAME   | COUNTRY    | BORN            | VENUE            | DATE             |
|--|----------------------------|--|------------|-----------------|------------------|------------------|
| <b>10,000 Metres</b>                       |                            |  |            |                 |                  |                  |
| <b>IAAF, AFR</b>                           | <b>26:17.53</b>            | <b>Kenenisa Bekele</b>   | <b>ETH</b> | <b>13.6.82</b>  | <b>Bruxelles</b> | <b>26 Aug 05</b> |
|  |                            | <i>Pace – 1000m: 2:40.6; 2000m: 5:16.4; 3000m: 7:53.3; 4000m: 10:30.4; 5000m: 13:09.4; 6000m: 15:44.7; 7000m: 18:24.0; 8000m: 21:04.6; 9000m: 23:45.1, 57.1 last lap</i>       |            |                 |                  |                  |
| Com  | 26:27.85                   | Paul Tergat  | KEN        | 17.6.69         | Bruxelles        | 22 Aug 97        |
| ASI  | 26:38.76                   | Ahmad Hassan Abdullah (ex-Albert Chepkurui KEN)  | QAT        | 29.7.81         | Bruxelles        | 5 Sep 03         |
| NAM  | 26:44.36                   | Galen Rupp   | USA        | 8.5.86          | Eugene           | 30 May 14        |
| EUR  | 26:46.57                   | Mohamed Farah  | GBR        | 23.3.83         | Eugene           | 3 Jun 11         |
| CAC  | 27:08.23                   | Arturo Barrios   | MEX        | 12.12.63        | Berlin           | 18 Aug 89        |
| OCE  | 27:24.95                   | Ben St. Lawrence   | AUS        | 7.11.81         | Stanford         | 1 May 11         |
| SAM  | 27:28.12                   | Marílson dos Santos  | BRA        | 6.8.77          | Neerpelt         | 2 Jun 07         |
| <i>Age records &amp; best performances</i> |                            |  |            |                 |                  |                  |
| Wu18                                       | 27:02.81                   | Ibrahim Jeylan   | ETH        | 12.6.89         | Bruxelles        | 25 Aug 06        |
| <b>IAAF-u20</b>                            | <b>26:41.75</b>            | <b>Samuel Wanjiru</b>  | <b>KEN</b> | <b>10.11.86</b> | <b>Bruxelles</b> | <b>26 Aug 05</b> |
| Wo35                                       | 26:51.20                   | Haile Gebrselassie   | ETH        | 18.4.73         | Hengelo          | 24 May 08        |
| Wo40                                       | 27:49.35                   | Bernard Lagat (ex-KEN)   | USA        | 12.12.74        | Stanford         | 1 May 16         |
| <b>10 Kilometres Road</b>                  |                            |  |            |                 |                  |                  |
| <b>IAAF, AFR, Com</b>                      | <b>26:44</b>               | <b>Leonard Komon</b>   | <b>KEN</b> | <b>10.1.88</b>  | <b>Utrecht</b>   | <b>26 Sep 10</b> |
|  |                            | <i>Pace – 5Km 13:19. Extended time – 26:43.7</i>   |            |                 |                  |                  |
| EUR  | 27:20a#                    | Jon Brown (now CAN)  | GBR        | 27.2.71         | Pittsburgh       | 24 Sep 95        |
|  | 27:44#                     | Mohamed Farah  | GBR        | 23.3.83         | London           | 31 May 10        |
| NAM  | 27:22a#                    | Mark Nenow   | USA        | 16.11.57        | New Orleans      | 1 Apr 84         |
|  | 27:48                      | Mark Nenow   | USA        | 16.11.57        | Phoenix          | 2 Mar 85         |
| Wo40                                       | 27:48                      | Bernard Lagat (ex-KEN)   | USA        | 12.12.74        | Manchester       | 10 May 15        |
| OCE  | 27:28                      | Zane Robertson   | NZL        | 14.11.89        | Berlin           | 9 Oct 16         |
| ASI  | 27:35#                     | Abraham Cheroben (ex-KEN)  | BRN        | 11.10.92        | Utrecht          | 27 Sep 15        |
|  | 27:57                      | Ahmad Hassan Abdullah (ex-Albert Chepkurui KEN)  | QAT        | 29.7.81         | Cardiff          | 27 Jul 08        |
| CAC  | 27:41                      | Arturo Barrios   | MEX        | 12.12.63        | Phoenix          | 1 Mar 86         |
| SAM  | 27:48+                     | Marílson dos Santos  | BRA        | 6.8.77          | Udine            | 14 Oct 07        |
| <i>Age records &amp; best performances</i> |                            |  |            |                 |                  |                  |
| Wu20                                       | 27:32+                     | Tilahun Regassa  | ETH        | 18.1.90         | New Delhi        | 9 Nov 08         |
| Wo35                                       | 27:29+                     | Gilbert Masai  | KEN        | 20.5.81         | København        | 18 Sep 16        |
| <b>15 Kilometres Road</b>                  |                            |  |            |                 |                  |                  |
| <b>IAAF, AFR, Com</b>                      | <b>41:13</b>               | <b>Leonard Komon</b>   | <b>KEN</b> | <b>10.1.88</b>  | <b>Nijmegen</b>  | <b>21 Nov 10</b> |
|  |                            | <i>Pace – 5Km: 14:01 10Km: 27:39. Extended time – 41:12.5</i>  |            |                 |                  |                  |
| ASI  | 42:01+#                    | Abraham Cheroben (ex-KEN)  | BRN        | 11.10.92        | Valencia         | 18 Oct 15        |
|  | 42:36+                     | Atsushi Sato   | JPN        | 8.5.78          | Udine            | 14 Oct 07        |
| EUR  | 42:03+                     | Mohamed Farah  | GBR        | 23.3.83         | Cardiff          | 26 Mar 16        |
| SAM  | 42:15+                     | Marílson dos Santos  | BRA        | 6.8.77          | Udine            | 14 Oct 07        |
| OCE  | 42:17+                     | Zane Robertson   | NZL        | 14.11.89        | Marugame         | 1 Feb 15         |
| NAM  | 42:22                      | Todd Williams  | USA        | 7.3.69          | Jacksonville     | 11 Mar 95        |
| CAC  | 42:36                      | Arturo Barrios   | MEX        | 12.12.63        | Portland         | 29 Jun 86        |
| <i>Age records &amp; best performances</i> |                            |  |            |                 |                  |                  |
| Wu20                                       | 42:00                      | Mathew Kimeli  | KEN        | 4.1.98          | Le Puy-en-Velay  | 1 May 17         |
| Wo35                                       | 42:02+                     | Gilbert Masai  | KEN        | 20.5.81         | København        | 18 Sep 16        |
| Wo40                                       | 44:14                      | Pierre Levisse   | FRA        | 21.2.52         | Portland         | 28 Jun 92        |
| <b>20,000 Metres</b>                       |                            |  |            |                 |                  |                  |
| <b>IAAF, AFR</b>                           | <b>56:26.0+</b> (56:25.98) | <b>Haile Gebrselassie</b>  | <b>ETH</b> | <b>18.4.73</b>  | <b>Ostrava</b>   | <b>27 Jun 07</b> |
|  |                            | <i>Pace – 2000m: 5:34.23; 4000m: 11:12.52; 6000m: 16:51.93; 8000m: 22:31.89; 10,000m: 28:11.24; 12,000m: 33:50.74; 14,000m: 39:29.46; 16,000m: 45:08.81; 18,000m: 50:46.43</i> |            |                 |                  |                  |
| CAC  | 56:55.6+                   | Arturo Barrios (later USA)   | MEX        | 12.12.63        | La Flèche        | 30 Mar 91        |
| EUR  | 57:18.4+                   | Dionisio Castro  | POR        | 22.11.63        | La Flèche        | 31 Mar 90        |
| ASI  | 57:48.7+                   | Toshihiko Seko   | JPN        | 15.7.56         | Odawara          | 11 May 85        |
| Com  | 58:02.2+                   | Moses Mosop  | KEN        | 17.7.85         | Eugene           | 3 Jun 11         |
| NAM  | 58:15.0+                   | Bill Rodgers   | USA        | 23.12.47        | Boston           | 9 Aug 77         |
| OCE  | 58:37.2+                   | Rob de Castella  | AUS        | 27.2.57         | Roma             | 17 Apr 82        |
| SAM  | 59:40.4+#                  | Víctor Mora  | COL        | 24.11.44        | Essen            | 15 Aug 73        |
| <i>Age best performance</i>                |                            |  |            |                 |                  |                  |
| Wo35                                       | 57:44.4+                   | Gaston Roelants  | BEL        | 5.2.37          | Bruxelles        | 20 Sep 72        |
| <b>20 Kilometres Road</b>                  |                            |  |            |                 |                  |                  |
| <b>IAAF, AFR</b>                           | <b>55:21+</b>              | <b>Zersenay Tadese</b>   | <b>ERI</b> | <b>8.2.82</b>   | <b>Lisboa</b>    | <b>21 Mar 10</b> |
|  |                            | <i>Pace – 5Km: not available; 8.5Km: 24:06; 10Km: 27:53; 15Km: 41:33. (Half Marathon: 58:23)</i>   |            |                 |                  |                  |
| Com  | 55:31+                     | Samuel Wanjiru   | KEN        | 10.11.86        | Den Haag         | 17 Mar 07        |
| ASI  | 56:07+#                    | Abraham Cheroben (ex-KEN)  | BRN        | 11.10.92        | Valencia         | 18 Oct 15        |
|  | 57:24+                     | Atsushi Sato   | JPN        | 8.5.78          | Udine            | 14 Oct 07        |
| EUR  | 56:27+                     | Mohamed Farah  | GBR        | 23.3.83         | Lisboa           | 22 Mar 15        |
| SAM  | 56:32+                     | Marílson dos Santos  | BRA        | 6.8.77          | Udine            | 14 Oct 07        |

| EVENT                                      | MARK        | NAME               | COUNTRY | BORN     | VENUE         | DATE      |
|--|-------------|--------------------|---------|----------|---------------|-----------|
| OCE  | 56:38+      | Zane Robertson     | NZL     | 14.11.89 | Lisboa        | 19 Mar 17 |
| NAM  | 56:48+      | Dathan Ritzenhein  | USA     | 30.12.82 | Birmingham    | 11 Oct 09 |
| CAC  | 58:26+      | Juan Carlos Romero | MEX     | 15.12.77 | Birmingham    | 11 Oct 09 |
| <i>Age records &amp; best performances</i> |             |                    |         |          |               |           |
| Wu18                                       | 58:20       | Faustin Baha       | TAN     | 30.5.82  | Paris         | 17 Oct 99 |
| Wu20                                       | 56:18+      | Samuel Wanjiru     | KEN     | 10.11.86 | Rotterdam     | 11 Sep 05 |
| Wo35                                       | 56:27+      | Gilbert Masai      | KEN     | 20.5.81  | København     | 18 Sep 16 |
| Wo40                                       | 57:35a+ est | Haile Gebrselassie | ETH     | 18.4.73  | South Shields | 15 Sep 13 |
|  | 58:00+ est  | Haile Gebrselassie | ETH     | 18.4.73  | Glasgow       | 6 Oct 13  |

**Half Marathon**

**IAAF, AFR**      **58:23**      **Zersenay Tadese**      **ERI**      **8.2.82**      **Lisboa**      **21 Mar 10**

*Pace – 10Km: 27:53; 15Km: 41:33; 20Km: 55:21*

|     |         |                           |     |          |          |           |
|-----|---------|---------------------------|-----|----------|----------|-----------|
| Com | 58:33   | Samuel Wanjiru            | KEN | 10.11.86 | Den Haag | 17 Mar 07 |
| ASI | 59:10#  | Abraham Cheroben (ex-KEN) | BRN | 11.10.92 | Valencia | 18 Oct 15 |
|     | 60:25   | Atsushi Sato              | JPN | 8.5.78   | Udine    | 14 Oct 07 |
| EUR | 59:32   | Mohamed Farah             | GBR | 23.3.83  | Lisboa   | 22 Mar 15 |
| SAM | 59:33   | Marilson dos Santos       | BRA | 6.8.77   | Udine    | 14 Oct 07 |
| NAM | 59:41a# | Terry Cotton              | USA | 7.8.54   | Fontana  | 19 Apr 86 |
|     | 59:43   | Ryan Hall                 | USA | 14.10.82 | Houston  | 14 Jan 07 |
| OCE | 59:47   | Zane Robertson            | NZL | 14.11.89 | Marugame | 1 Feb 15  |
| CAC | 60:14a  | Armando Quintanilla       | MEX | 19.4.68  | Tokyo    | 21 Jan 96 |
|     | 60:28   | German Silva              | MEX | 9.1.68   | Oslo     | 24 Sep 94 |

*Age records & best performances*

|       |        |                    |     |          |               |           |
|-------|--------|--------------------|-----|----------|---------------|-----------|
| Wu18  | 60:38  | Faustin Baha       | TAN | 30.5.82  | Lille         | 4 Sep 99  |
| Wu20* | 59:16  | Samuel Wanjiru     | KEN | 10.11.86 | Rotterdam     | 11 Sep 05 |
| Wo35  | 59:10a | Paul Tergat        | KEN | 17.6.69  | Lisboa        | 13 Mar 05 |
|       | 59:31  | Gilbert Masai      | KEN | 20.5.81  | København     | 18 Sep 16 |
| Wo40  | 60:41a | Haile Gebrselassie | ETH | 18.4.73  | South Shields | 15 Sep 13 |
|       | 61:09  | Haile Gebrselassie | ETH | 18.4.73  | Glasgow       | 6 Oct 13  |

\* The birthdate of Kenneth (Kiprop) Kipkemoi KEN was misreported as August 5, 1994 but is apparently August 2, 1984, so his 59:11 Half Marathon (den Haag, 11 Mar 12) is not shown here as a world junior best. Similarly Dennis (Kipruto) Kimetto (Koech) KEN was variously reported to have been born on November 13, 1993 or January 22, 1994, but the compiler understands that January 22, 1984 is his correct birthdate. Therefore his 59:14 Half Marathon (Berlin, 1 Apr 12) should also not be regarded as a world junior best

**One Hour (track)**

**IAAF, AFR**      **21,285m**      **Haile Gebrselassie**      **ETH**      **18.4.73**      **Ostrava**      **27 Jun 07**

*Pace – 2000m: 5:34.23; 4000m: 11:12.52; 6000m: 16:51.93; 8000m: 22:31.89; 10,000m: 28:11.24; 12,000m: 33:50.74; 14,000m: 39:29.46; 16,000m: 45:08.81; 18,000m: 50:46.43; 20,000m: 56:25.98*

|     |          |                            |         |          |           |           |
|-----|----------|----------------------------|---------|----------|-----------|-----------|
| CAC | 21,101m  | Arturo Barrios (later USA) | MEX     | 12.12.63 | La Flèche | 30 Mar 91 |
| EUR | 20,944m  | Jos Hermens                | NED     | 8.1.50   | Arnhem    | 1 May 76  |
| Com | 20,855m  | Carl Thackery              | GBR/ENG | 14.10.62 | La Flèche | 31 Mar 90 |
| NAM | 20,547m  | Bill Rodgers               | USA     | 23.12.47 | Boston    | 9 Aug 77  |
| OCE | 20,516m  | Rob De Castella            | AUS     | 27.2.57  | Roma      | 17 Apr 82 |
| ASI | 20,410m  | Seiji Kushibe              | JPN     | 11.11.71 | Tokyo     | 20 Oct 96 |
| SAM | 20,129m# | Victor Mora                | COL     | 24.11.44 | Essen     | 15 Aug 73 |

*Age records & best performances*

|      |         |                    |     |         |         |           |
|------|---------|--------------------|-----|---------|---------|-----------|
| Wo35 | 20,822m | Haile Gebrselassie | ETH | 18.4.73 | Hengelo | 1 Jun 09  |
| Wo40 | 19,710m | Steve Moneghetti   | AUS | 26.9.62 | Geelong | 17 Dec 05 |

**25,000 Metres**

**IAAF, AFR, Com**      **1:12:25.4+**      **Moses Mosop**      **KEN**      **17.7.85**      **Eugene**      **3 Jun 11**

*Pace – 5000m: 14:40.0; 10,000m: 29:19.6; 15,000m: 43:56.1; 20,000m: 58:02.2 (30,000m: 1:26:47.4)*

|           |             |                 |     |          |                |           |
|-----------|-------------|-----------------|-----|----------|----------------|-----------|
| ASI       | 1:13:55.8+  | Toshihiko Seko  | JPN | 15.7.56  | Christchurch   | 22 Mar 81 |
| EUR, Wo35 | 1:13:57.6   | Stéphane Franke | GER | 12.2.64  | Walnut         | 30 Mar 99 |
| NAM       | 1:14:11.8   | Bill Rodgers    | USA | 23.12.47 | Saratoga       | 21 Feb 79 |
| OCE       | 1:16:29.0   | Jack Foster     | NZL | 23.5.32  | Hamilton       | 15 Aug 71 |
| SAM       | 1:20:35.0+# | Walter Lemos    | ARG | 13.3.30  | Villa Dominico | 7 May 57  |
| CAC       |             | Not established |     |          |                |           |

**25 Kilometres Road**

**IAAF, AFR, Com**      **1:11:18**      **Dennis Kimetto**      **KEN**      **22.1.84**      **Berlin**      **6 May 12**

*Pace – 5Km: 14:00 10Km: 28:21; 15Km: 42:56; Half Marathon 60:19*

|     |            |                            |     |          |              |           |
|-----|------------|----------------------------|-----|----------|--------------|-----------|
| ASI | 1:13:14+   | Takayuki Matsumiya         | JPN | 21.2.80  | Kumamoto     | 27 Feb 05 |
| NAM | 1:13:25a+# | Ryan Hall                  | USA | 14.10.82 | Boston       | 18 Apr 11 |
|     | 1:14:13+#  | Khalid Khannouchi (ex-MAR) | USA | 22.12.71 | Chicago      | 10 Oct 04 |
|     | 1:14:18    | Christo Landry             | USA | 29.4.86  | Grand Rapids | 10 May 14 |
| EUR | 1:13:30+#  | Steve Jones                | GBR | 4.8.55   | Chicago      | 20 Oct 85 |
| SAM | 1:14:17a+  | Marilson dos Santos        | BRA | 6.8.77   | London       | 17 Apr 11 |
|     | 1:14:31+   | Marilson dos Santos        | BRA | 6.8.77   | Chicago      | 9 Oct 11  |



| EVENT  | MARK                  | NAME                        | COUNTRY    | BORN           | VENUE          | DATE             |
|--|-----------------------|-----------------------------|------------|----------------|----------------|------------------|
| OCE  | 1:14:42#              | Rob de Castella             | AUS        | 27.2.57        | Perth          | 4 Jul 81         |
| CAC, Wo40  | 1:16:26+              | Andrés Espinosa             | MEX        | 4.2.63         | Berlin         | 28 Sep 03        |
| <i>Age records &amp; best performances</i>   |                       |                             |            |                |                |                  |
| Wu20   | 1:13:21+♁             | Tsegaye Mekonnen            | ETH        | 15.6.95        | Dubai          | 24 Jan 14        |
| Wo35   | 1:13:09+              | Haile Gebrselassie          | ETH        | 18.4.73        | Berlin         | 20 Sep 09        |
| Wo40   | 1:14:13+              | Mark Kiptoo                 | KEN        | 21.6.76        | Berlin         | 25 Sep 16        |
| <i>Time trial with shifts of pacemakers and mobile drink deliveries</i>  |                       |                             |            |                |                |                  |
|  | 1:11:03+              | Eliud Kipchoge              | KEN        | 5.11.84        | Monza          | 6 May 17         |
| <i>Pace – 5Km: 14:14; 10Km: 28:21; 15Km: 42:34; 20Km: 56:49; (Half Marathon 59:37; 30Km: 1:25:20; 35Km: 1:39:37; 40Km: 1:54:04; Marathon: 2:00:25)</i>                     |                       |                             |            |                |                |                  |
| <b>30,000 Metres</b>   |                       |                             |            |                |                |                  |
| <b>IAAF, AFC, Com</b>  | <b>1:26:47.4</b>      | <b>Moses Mosop</b>          | <b>KEN</b> | <b>17.7.85</b> | <b>Eugene</b>  | <b>3 Jun 11</b>  |
| <i>Pace – 5000m: 14:40.0; 10,000m: 29:19.6; 15,000m: 43:56.1; 20,000m: 58:02.2; 25,000m: 1:12:25.4; Last 400m: 63.2</i>  |                       |                             |            |                |                |                  |
| ASI  | 1:29:18.8(1:29:18.78) | Toshihiko Seko              | JPN        | 15.7.56        | Christchurch   | 22 Mar 81        |
| EUR  | 1:31:30.4             | Jim Alder                   | GBR        | 10.6.40        | London         | 5 Sep 70         |
| NAM  | 1:31:48.9             | Bill Rodgers                | USA        | 23.12.47       | Saratoga       | 21 Feb 79        |
| OCE  | 1:32:18.6             | Jack Foster                 | NZL        | 23.5.32        | Hamilton       | 15 Aug 71        |
| SAM  | 1:37:50.7#            | Walter Lemos                | ARG        | 13.3.30        | Villa Dominico | 7 May 57         |
| CAC  |                       | Not established             |            |                |                |                  |
| <i>Age best performance</i>  |                       |                             |            |                |                |                  |
| Wo35   | 1:31:53.2             | Dominique Chauvelier        | FRA        | 3.8.56         | La Flèche      | 13 Jun 92        |
| <b>30 Kilometres Road</b>  |                       |                             |            |                |                |                  |
| <i>London course classified as downhill to 30Km up to 2004, but okay from 2005</i>   |                       |                             |            |                |                |                  |
| <b>IAAF, AFR, Com</b>  | <b>1:27:13+</b>       | <b>Eliud Kipchoge</b>       | <b>KEN</b> | <b>5.11.84</b> | <b>London</b>  | <b>24 Apr 16</b> |
| <i>Pace – 5Km: 14:17; 10Km: 28:37; 15Km: 43:17; 20Km: 58:10; Half Marathon 61:24; 25Km: 1:12:39; (35Km: 1:42:07; 40Km: 1:56:49; Marathon: 2:03:05)</i>                     |                       |                             |            |                |                |                  |
|  | <b>1:27:13+</b>       | <b>Stanley Biwott</b>       | <b>KEN</b> | <b>21.4.86</b> | <b>London</b>  | <b>24 Apr 16</b> |
| <i>Pace – 5Km: 14:17; 10Km: 28:38; 15Km: 43:17; 20Km: 58:11; Half Marathon 61:24; 25Km: 1:12:40; (35Km: 1:42:07; 40Km: 1:56:58; Marathon: 2:03:51)</i>                     |                       |                             |            |                |                |                  |
| ASI  | 1:28:00               | Takayuki Matsumiya          | JPN        | 21.2.80        | Kumamoto       | 27 Feb 05        |
| NAM  | 1:28:23a+#            | Ryan Hall                   | USA        | 14.10.82       | Boston         | 18 Apr 11        |
|  | 1:28:38+              | Ryan Hall                   | USA        | 14.10.82       | London         | 13 Apr 08        |
| EUR  | 1:28:40+#             | Steve Jones                 | GBR        | 4.8.55         | Chicago        | 20 Oct 85        |
| SAM  | 1:29:21+              | Marilson dos Santos         | BRA        | 6.8.77         | London         | 17 Apr 11        |
| OCE  | 1:30:06a+#            | Lee Troop                   | AUS        | 22.3.73        | London         | 18 Apr 04        |
|  | 1:31:21+#             | Steve Moneghetti            | AUS        | 26.9.62        | Berlin         | 30 Sep 90        |
| CAC, Wo40  | 1:31:46+              | Andrés Espinosa             | MEX        | 4.2.63         | Berlin         | 28 Sep 03        |
| <i>Age records &amp; best performances</i>   |                       |                             |            |                |                |                  |
| Wu20   | 1:28:15+♁             | Tsegaye Mekonnen            | ETH        | 15.6.95        | Dubai          | 24 Jan 14        |
| Wo35   | 1:27:49+              | Haile Gebrselassie          | ETH        | 18.4.73        | Berlin         | 20 Sep 09        |
| Wo40   | 1:29:45+              | Mark Kiptoo                 | KEN        | 21.6.76        | Berlin         | 25 Sep 16        |
| <i>Time trial with shifts of pacemakers and mobile drink deliveries</i>  |                       |                             |            |                |                |                  |
|  | 1:25:20               | Eliud Kipchoge              | KEN        | 5.11.84        | Monza          | 6 May 17         |
| <i>Pace – 5Km: 14:14; 10Km: 28:21; 15Km: 42:34; 20Km: 56:49; Half Marathon 59:37; 25Km: 1:11:03; (35Km: 1:39:37; 40Km: 1:54:04; Marathon: 2:00:25)</i>                     |                       |                             |            |                |                |                  |
| <b>Marathon</b>  |                       |                             |            |                |                |                  |
| <b>IAAF, AFR, Com</b>  | <b>2:02:57</b>        | <b>Dennis Kimetto</b>       | <b>KEN</b> | <b>22.1.84</b> | <b>Berlin</b>  | <b>28 Sep 14</b> |
| <i>Pace – 5Km: 14:42; 10Km: 29:24; 15Km: 44:10; 20Km: 58:36; Half Marathon 61:45; 25Km: 1:13:08; 30Km: 1:27:38; 35Km: 1:41:47; 40Km: 1:56:29; Extended time: 2:02:56.4</i> |                       |                             |            |                |                |                  |
| NAM  | 2:04:58a#             | Ryan Hall                   | USA        | 14.10.82       | Boston         | 18 Apr 11        |
|  | 2:05:38               | Khalid Khannouchi (ex-MAR)  | USA        | 22.12.71       | London         | 14 Apr 02        |
| SAM  | 2:06:05               | Ronaldo da Costa            | BRA        | 7.6.70         | Berlin         | 20 Sep 98        |
| EUR  | 2:06:10#              | Kaan Kigen Özbilen (ex-KEN) | TUR        | 15.1.86        | Seoul          | 20 Mar 16        |
|  | 2:06:36               | Benoit Zwierzchiewski       | FRA        | 19.8.76        | Paris          | 6 Apr 03         |
| ASI  | 2:06:16               | Toshinari Takaoka           | JPN        | 24.9.70        | Chicago        | 13 Oct 02        |
| CAC  | 2:07:19a              | Andrés Espinosa             | MEX        | 4.2.63         | Boston         | 18 Apr 94        |
|  | 2:08:30               | Dionisio Cerón              | MEX        | 9.10.65        | London         | 2 Apr 95         |
| OCE  | 2:07:51a              | Rob de Castella             | AUS        | 27.2.57        | Boston         | 21 Apr 86        |
|  | 2:08:16#              | Steve Moneghetti            | AUS        | 26.9.62        | Berlin         | 30 Sep 90        |
| <i>Age records &amp; best performances</i>   |                       |                             |            |                |                |                  |
| Wu18   | 2:11:43               | Li He                       | CHN        | 3.3.84         | Beijing        | 14 Oct 01        |
| Wu20   | 2:04:32               | Tsegaye Mekonnen            | ETH        | 15.6.95        | Dubai          | 24 Jan 14        |
| Wo35   | 2:03:59               | Haile Gebrselassie          | ETH        | 18.4.73        | Berlin         | 28 Sep 08        |
| Wo40   | 2:08:38               | Kenneth Mungara             | KEN        | 7.9.73         | Milano         | 3 Apr 16         |
| <i>Time trial with shifts of pacemakers and mobile drink deliveries</i>  |                       |                             |            |                |                |                  |
|  | 2:00:25               | Eliud Kipchoge              | KEN        | 5.11.84        | Monza          | 6 May 17         |
| <i>Pace – 5Km: 14:14; 10Km: 28:21; 15Km: 42:34; 20Km: 56:49; Half Marathon 59:37; 25Km: 1:11:03; 30Km: 1:25:20; 35Km: 1:39:37; 40Km: 1:54:04</i>                           |                       |                             |            |                |                |                  |

| EVENT  | MARK                              | NAME  | COUNTRY                | BORN            | VENUE               | DATE             |                  |
|--|-----------------------------------|---|------------------------|-----------------|---------------------|------------------|------------------|
| <b>100 Kilometres</b>  |                                   |   |                        |                 |                     |                  |                  |
| <b>IAAF, ASI</b>   | <b>6:13:33</b>                    | <b>Takahiro Sunada</b>  | <b>JPN</b>             | <b>19.1.73</b>  | <b>Yubetsu</b>      | <b>21 Jun 98</b> |                  |
| EUR  | 6:15:30# <small>suspended</small> | Jean-Paul Praet   | BEL                    | 8.11.55         | Torhout             | 23 Jun 89        |                  |
| EUR, Wo35  | 6:16:41#                          | Jean-Paul Praet   | BEL                    | 8.11.55         | Winschoten          | 12 Sep 92        |                  |
| EUR, Wo40  | 6:18:24                           | Mario Ardemagni   | ITA                    | 2.4.63          | Winschoten          | 11 Sep 04        |                  |
| SAM  | 6:18:09#                          | Valmir Nunes  | BRA                    | 16.1.64         | Winschoten          | 16 Sep 95        |                  |
| AFR  | 6:24:06                           | Bongmusa Mthembu  | RSA                    | 27.6.83         | Los Alcázares       | 27 Nov 16        |                  |
| NAM  | 6:27:43                           | Max King  | USA                    | 24.2.80         | Doha                | 21 Nov 14        |                  |
| OCE  | 6:29:26a                          | Tim Sloan   | AUS                    | 29.7.67         | Ross-Richmond       | 23 Apr 95        |                  |
| CAC  | 6:54.27                           | Alfonzo Ansaldo   | MEX                    | 30.9.55         | Rodenbach           | 20 Apr 85        |                  |
| <b>3000 Metres Steeplechase</b> (Hurdles of 91.4cm/3')   |                                   |   |                        |                 |                     |                  |                  |
| <b>IAAF, ASI</b>   | <b>7:53.63</b>                    | <b>Saif Saaeed Shaheen (ex-Stephen Cherono KEN)</b><br><i>Pace – 1000m: 2:36.13; 2000m: 5:18.09</i> | <b>QAT</b>             | <b>15.10.82</b> | <b>Bruxelles</b>    | <b>3 Sep 04</b>  |                  |
| AFR, Com   | 7:53.64                           | Brimin Kipruto  | KEN                    | 31.7.85         | Monaco              | 22 Jul 11        |                  |
| EUR  | 8:00.09                           | Mahiedine Mekhissi-Benabbad   | FRA                    | 15.3.85         | Paris (Saint-Denis) | 6 Jul 13         |                  |
| NAM  | 8:00.45                           | Evan Jager  | USA                    | 8.3.89          | Paris (Saint-Denis) | 4 Jul 15         |                  |
| OCE  | 8:14.05                           | Peter Renner  | NZL                    | 27.10.59        | Koblenz             | 29 Aug 84        |                  |
| SAM  | 8:14.41                           | Wander Moura  | BRA                    | 22.2.69         | Mar del Plata       | 22 Mar 95        |                  |
| CAC  | 8:25.69                           | Salvador Miranda  | MEX                    | 22.8.71         | Barakaldo           | 8 Jul 00         |                  |
| <i>Age records &amp; best performances</i>   |                                   |   |                        |                 |                     |                  |                  |
| Wu18   | 8:12.28                           | Getnet Wale   | KEN                    | 16.7.00         | Hengelo             | 11 Jun 17        |                  |
| <b>IAAF-u20</b>  | <b>7:58.66</b>                    | <b>Stephen Cherono (now Saif Saaeed Shaheen QAT)</b>  | <b>KEN</b>             | <b>15.10.82</b> | <b>Bruxelles</b>    | <b>24 Aug 01</b> |                  |
| Wo35   | 8:04.95                           | Simon Vroemen   | NED                    | 11.5.69         | Bruxelles           | 26 Aug 05        |                  |
| Wo40   | 8:38.40                           | Angelo Carosi   | ITA                    | 20.1.64         | Firenze             | 11 Jul 04        |                  |
| <i>Doping-disqualified performance:</i>  |                                   |   |                        |                 |                     |                  |                  |
| <i>(W) 7:53.17 Brahim Boulami MAR 20.4.72 Zürich 16 Aug 02</i>   |                                   |   |                        |                 |                     |                  |                  |
| <b>110 Metres Hurdles</b> (Seniors: 106.7cm/3'6"; Juniors: 99.1-100cm/3'3.02"-3'3.37"; Under-18s: 91.4cm/3') |                                   |   |                        |                 |                     |                  |                  |
| <b>IAAF, NAM</b>   | <b>12.80</b>                      | <b>0.3</b>  | <b>Aries Merritt</b>   | <b>USA</b>      | <b>24.7.85</b>      | <b>Bruxelles</b> | <b>7 Sep 12</b>  |
| CAC  | 12.87                             | 0.9   | Dayron Robles          | CUB             | 19.11.86            | Ostrava          | 12 Jun 08        |
| ASI  | 12.88                             | 1.1   | Liu Xiang              | CHN             | 13.7.83             | Lausanne         | 11 Jul 06        |
| EUR, Com   | 12.91                             | 0.5   | Colin Jackson          | GBR/WAL         | 18.2.67             | Stuttgart        | 20 Aug 93        |
| AFR  | 13.11                             | 1.8   | Antonio Alkana         | RSA             | 12.4.90             | Praha            | 5 Jun 17         |
| SAM  | 13.27A                            | 1.6   | Paulo Villar           | COL             | 28.7.78             | Guadalajara      | 28 Oct 11        |
| OCE  | 13.29                             | 0.6   | Kyle Vander-Kuyp       | AUS             | 30.5.71             | Göteborg         | 11 Aug 95        |
| <i>Age records &amp; best performances</i>   |                                   |   |                        |                 |                     |                  |                  |
| Wu18 (91.4cm)  | 12.96                             | 1.3   | Jaheel Hyde            | JAM             | 2.2.97              | Nanjing          | 23 Aug 14        |
| (99.1-100cm)   | 13.29                             | -1.0  | Wilhem Belocian        | FRA             | 22.6.95             | Barcelona        | 12 Jul 12        |
| (106.7cm)  | 13.43                             | 1.9   | Shi Dongpeng           | CHN             | 6.1.84              | Shanghai         | 6 May 01         |
| <b>IAAF-u20</b> (106.7cm)  | <b>13.12</b>                      | <b>1.6</b>  | <b>Liu Xiang</b>       | <b>CHN</b>      | <b>13.7.83</b>      | <b>Lausanne</b>  | <b>2 Jul 02</b>  |
| <b>IAAF-u20</b> (99.1-100cm)   | <b>12.99</b>                      | <b>0.5</b>  | <b>Wilhem Belocian</b> | <b>FRA</b>      | <b>22.6.95</b>      | <b>Eugene</b>    | <b>24 Jul 14</b> |
| Wo35   | 12.96                             | 0.4   | Allen Johnson          | USA             | 1.3.71              | Athína           | 17 Sep 06        |
| Wo40 (106.7cm)   | 13.73                             | 0.4   | David Ashford          | USA             | 24.1.63             | Carolina         | 11 Jul 03        |
| <b>400 Metres Hurdles</b> (Seniors & Juniors: 91.4cm/3'; Under-18s: 83.8cm/2'9")                             |                                   |   |                        |                 |                     |                  |                  |
| <b>IAAF, NAM</b>   | <b>46.78</b>                      | <b>Kevin Young</b>  | <b>USA</b>             | <b>16.9.66</b>  | <b>Barcelona</b>    | <b>6 Aug 92</b>  |                  |
| AFR, Com   | 47.10                             | Samuel Matete   | ZAM                    | 27.7.68         | Zürich              | 7 Aug 91         |                  |
| CAC  | 47.25                             | Felix Sánchez   | DOM                    | 30.8.77         | Paris (Saint-Denis) | 29 Aug 03        |                  |
| EUR  | 47.37                             | Stéphane Diagana  | FRA                    | 23.7.69         | Lausanne            | 5 Jul 95         |                  |
| ASI  | 47.53                             | Hadi Al-Somaily   | KSA                    | 30.12.76        | Sydney              | 27 Sep 00        |                  |
| SAM  | 47.84                             | Bayano Kamani   | PAN                    | 17.4.80         | Helsinki            | 7 Aug 05         |                  |
| OCE  | 48.28                             | Rohan Robinson  | AUS                    | 15.11.71        | Atlanta             | 31 Jul 96        |                  |
| <i>Age records &amp; best performances</i>   |                                   |   |                        |                 |                     |                  |                  |
| Wu18 (83.8cm)  | 48.84A                            | Sokwakhana Zazini   | RSA                    | 23.9.00         | Pretoria            | 17 Mar 17        |                  |
| (91.4cm)   | 48.89                             | LJ van Zyl  | RSA                    | 20.7.85         | Kingston            | 19 Jul 02        |                  |
| <b>IAAF-u20</b>  | <b>48.02</b>                      | <b>Danny Harris</b>   | <b>USA</b>             | <b>7.9.65</b>   | <b>Los Angeles</b>  | <b>17 Jun 84</b> |                  |
| Wo35   | 48.10                             | Felix Sánchez   | DOM                    | 30.8.77         | Moskva              | 13 Aug 13        |                  |
| Wo40   | 49.69                             | Danny McFarlane   | JAM                    | 14.6.72         | Kingston            | 29 Jun 12        |                  |
| <b>High Jump</b>   |                                   |   |                        |                 |                     |                  |                  |
| <b>IAAF, CAC</b>   | <b>2.45</b>                       | <b>Javier Sotomayor</b><br><i>Series – 2.23-1, 2.32-1, 2.38-1, 2.45-2</i>                           | <b>CUB</b>             | <b>13.10.67</b> | <b>Salamanca</b>    | <b>27 Jul 93</b> |                  |
| ASI  | 2.43                              | Mutaz Essa Barshim  | QAT                    | 24.6.91         | Bruxelles           | 5 Sep 14         |                  |
| EUR  | 2.42i#                            | Carlo Thränhardt  | FRG                    | 5.7.57          | Berlin              | 26 Feb 88        |                  |
|  | 2.42                              | Patrik Sjöberg  | SWE                    | 5.1.65          | Stockholm           | 30 Jun 87        |                  |
|  | 2.42i                             | Ivan Ukhov  | RUS                    | 29.3.86         | Praha               | 25 Feb 14        |                  |
|  | 2.42                              | Bogdan Bondarenko   | UKR                    | 30.8.89         | New York            | 14 Jun 14        |                  |

| EVENT                                      | MARK              | NAME   | COUNTRY  | BORN           | VENUE            | DATE              |
|--|-------------------|--|--|----------------|------------------|-------------------|
| NAM  | 2.40i#            | Hollis Conway  | USA  | 8.1.67         | Sevilla          | 10 Mar 91         |
|  | 2.40              | Charles Austin   | USA  | 19.12.67       | Zürich           | 7 Aug 91          |
| NAM, Com                                   | 2.40              | Derek Drouin   | CAN  | 6.3.90         | Des Moines       | 25 Apr 14         |
| AFR  | 2.38              | Jacques Freitag  | RSA  | 11.6.82        | Oudtshoorn       | 5 Mar 05          |
| OCE  | 2.36              | Tim Forsyth  | AUS  | 17.8.73        | Melbourne        | 2 Mar 97          |
| SAM  | 2.33A             | Gilmar Mayo  | COL  | 3.9.69         | Pereira          | 17 Oct 94         |
| <i>Age records &amp; best performances</i> |                   |  |  |                |                  |                   |
| Wu18                                       | 2.33              | Javier Sotomayor   | CUB  | 13.10.67       | La Habana        | 19 May 84         |
| <b>IAAF-u20</b>                            | <b>2.37</b>       | <b>Dragutin Topić</b>  | <b>YUG/SRB</b>   | <b>12.3.71</b> | <b>Plovdiv</b>   | <b>12 Aug 90</b>  |
|  | <b>2.37</b>       | <b>Steve Smith</b>   | <b>GBR</b>   | <b>29.3.73</b> | <b>Seoul</b>     | <b>20 Sep 92</b>  |
| Wo35                                       | 2.31              | Dragutin Topić   | SRB  | 12.3.71        | Kragujevac       | 28 Jul 09         |
|  | 2.31              | Jamie Nieto  | USA  | 2.11.76        | New York         | 9 Jun 12          |
| Wo40                                       | 2.28              | Dragutin Topić   | SRB  | 12.3.71        | Beograd          | 20 May 12         |
| <b>Pole Vault</b>                          |                   |  |  |                |                  |                   |
| <b>IAAF, EUR</b>                           | <b>6.16i</b>      | <b>Renaud Lavillenie</b>                                       | <b>FRA</b>   | <b>18.9.86</b> | <b>Donetsk</b>   | <b>15 Feb 14</b>  |
|  |                   | <i>Series – 5.76-1, 5.91-1, 6.01-3, 6.16-1, 6.21-1 failure</i> |  |                |                  |                   |
| W (Outdoor best)                           | <b>6.14A</b>      | <b>Sergey Bubka</b>  | <b>UKR</b>   | <b>4.12.63</b> | <b>Sestriere</b> | <b>31 Jul 94</b>  |
| OCE, Com                                   | 6.06i             | Steven Hooker  | AUS  | 16.7.82        | Boston           | 7 Feb 09          |
| (Outdoor best)                             | 6.05#             | Dmitri Markov (ex-BLR)   | AUS  | 14.3.75        | Edmonton         | 9 Aug 01          |
| NAM  | 6.04              | Brad Walker  | USA  | 21.6.81        | Eugene           | 8 Jun 08          |
| AFR  | 6.03              | Okkert Brits   | RSA  | 22.8.73        | Köln             | 18 Aug 95         |
| SAM  | 6.03              | Thiago Braz  | BRA  | 16.12.93       | Río de Janeiro   | 15 Aug 16         |
| ASI  | 5.92i             | Igor Potapovich  | KAZ  | 6.9.67         | Stockholm        | 19 Feb 98         |
| (Outdoor bests)                            | 5.90#             | Grigoriy Yegorov   | KAZ  | 12.1.67        | Stuttgart        | 19 Aug 93         |
|  | 5.90#             | Grigoriy Yegorov   | KAZ  | 12.1.67        | London           | 10 Sep 93         |
|  | 5.90#             | Igor Potapovich  | KAZ  | 6.9.67         | Nice             | 10 Jul 96         |
| CAC  | 5.90              | Lázaro Borges  | CUB  | 19.6.86        | Daegu            | 29 Aug 11         |
| <i>Age records &amp; best performances</i> |                   |  |  |                |                  |                   |
| Wu18                                       | 5.55              | Emmanouil Karalís  | GRE  | 20.10.99       | Ostrava          | 20 May 16         |
| <b>IAAF-u20</b>                            | 5.90 <sup>a</sup> | Armand Duplantis   | SWE  | 10.11.99       | Austin           | 1 Apr 17          |
|  | <b>5.80</b>       | <b>Maksim Tarasov</b>  | <b>URS/RUS</b>   | <b>2.12.70</b> | <b>Bryansk</b>   | <b>14 Jul 89</b>  |
|  | <b>5.80</b>       | <b>Raphael Holzdeppe</b>                                       | <b>GER</b>   | <b>28.9.89</b> | <b>Biberach</b>  | <b>28 Jun 08</b>  |
| Wo35                                       | 5.90i             | Björn Otto   | GER  | 16.10.77       | Cottbus          | 30 Jan 13         |
|  | 5.90i             | Björn Otto   | GER  | 16.10.77       | Düsseldorf       | 8 Feb 13          |
|  | 5.90              | Björn Otto   | GER  | 16.10.77       | Eugene           | 1 Jun 13          |
| Wo40                                       | 5.71i             | Jeff Hartwig   | USA  | 25.9.67        | Jonesboro        | 31 May 08         |
|  | 5.70              | Jeff Hartwig   | USA  | 25.9.67        | Eugene           | 29 Jun 08         |
|  | 5.70              | Jeff Hartwig   | USA  | 25.9.67        | Karlsruhe        | 9 Jul 08          |
| <b>Long Jump</b>                           |                   |  |  |                |                  |                   |
| <b>IAAF, NAM</b>                           | <b>8.95</b>       | <b>0.3</b>   | <b>Mike Powell</b>   | <b>USA</b>     | <b>10.11.63</b>  | <b>Tokyo</b>      |
|  |                   |  | <i>Series – 7.85/0.2, 8.54/0.4, 8.29/0.9, foul, 8.95/0.3, foul</i> |                |                  |                   |
| EUR  | 8.86A             | 1.9  | Robert Emmiyan   | URS/ARM        | 16.2.65          | Tsakhkadzor       |
| SAM  | 8.73              | 1.2  | Irving Saladino  | PAN            | 23.1.83          | Hengelo           |
| CAC  | 8.71              | 1.9  | Iván Pedroso   | CUB            | 17.12.72         | Salamanca         |
| AFR, Com                                   | 8.65A             | 1.3  | Luvo Manyonga  | RSA            | 8.1.91           | Potchefstroom     |
| OCE  | 8.54              | 1.7  | Mitchell Watt  | AUS            | 25.3.88          | Stockholm         |
| ASI  | 8.48              | 0.6  | Mohamed Al-Khuwalidi   | KSA            | 19.6.81          | Sotteville        |
| <i>Age records &amp; best performances</i> |                   |  |  |                |                  |                   |
| Wu18                                       | 8.28              | 1.8  | Maykel Massó   | CUB            | 8.5.99           | La Habana         |
| <b>IAAF-u20</b>                            | <b>8.35</b>       | <b>1.1</b>   | <b>Sergey Morgunov</b>   | <b>RUS</b>     | <b>9.2.93</b>    | <b>Cheboksary</b> |
| Wo35                                       | 8.50              | 1.9  | Larry Myricks  | USA            | 10.3.56          | New York          |
|  | 8.50              | -1.3   | Carl Lewis   | USA            | 1.7.61           | Atlanta           |
| Wo40                                       | 7.68A             | 1.5  | Aaron Sampson  | USA            | 20.9.61          | Cedar City        |
| <b>Triple Jump</b>                         |                   |  |  |                |                  |                   |
| <b>IAAF, EUR, Com</b>                      | <b>18.29</b>      | <b>1.3</b>   | <b>Jonathan Edwards</b>  | <b>GBR/ENG</b> | <b>10.5.66</b>   | <b>Göteborg</b>   |
|  |                   |  | <i>18.16/1.3, 18.29/1.3, pass, pass, 17.49/0.8, pass</i>           |                |                  |                   |
| NAM  | 18.21             | 0.2  | Christian Taylor   | USA            | 18.6.90          | Beijing           |
| CAC  | 18.08             | 0.0  | Pedro Pablo Pichardo   | CUB            | 30.6.93          | La Habana         |
| SAM  | 17.90             | 0.4  | Jadel Gregório   | BRA            | 16.9.80          | Belém             |
| ASI  | 17.59             | 0.0  | Li Yanxi   | CHN            | 26.6.84          | Jinan             |
| OCE  | 17.46             | 1.7  | Ken Lorraway   | AUS            | 6.2.56           | London            |
| AFR  | 17.37             | 2.0  | Tareq Bougtaïb   | MAR            | 30.4.81          | Khémisset         |
| <i>Age records &amp; best performances</i> |                   |  |  |                |                  |                   |
| Wu18                                       | 17.24             | 0.7  | Lázaro Martínez  | CUB            | 3.11.97          | La Habana         |
| <b>IAAF-u20</b>                            | <b>17.50</b>      | <b>0.4</b>   | <b>Volker Mai</b>  | <b>GDR</b>     | <b>3.5.66</b>    | <b>Erfurt</b>     |



| EVENT   | MARK               | Wind | NAME   | COUNTRY        | BORN            | VENUE                 | DATE             |
|---|--------------------|------|--|----------------|-----------------|-----------------------|------------------|
| Wo35  | 17.92              | 0.7  | Jonathan Edwards   | GBR            | 10.5.66         | Edmonton              | 6 Aug 01         |
| Wo40  | 17.32              | 1.1  | Fabrizio Donato  | ITA            | 14.8.76         | Rovereto              | 9 Jun 17         |
| <b>Shot Put</b> (Seniors: 7.26Kg; Under-20s: 6Kg; Under-18s: 5Kg)   |                    |      |  |                |                 |                       |                  |
| <b>IAAF, NAM</b>  | <b>23.12</b>       |      | <b>Randy Barnes</b>                                      | <b>USA</b>     | <b>16.6.66</b>  | <b>Westwood</b>       | <b>20 May 90</b> |
|   |                    |      | <i>Series – 21.89, 23.12, 22.55, 22.44, 22.34, 22.76</i> |                |                 |                       |                  |
| EUR   | 23.06              |      | Ulf Timmermann   | GDR            | 1.11.62         | Haniá                 | 22 May 88        |
| Com   | 22.21              |      | Dylan Armstrong  | CAN            | 15.1.81         | Calgary               | 25 Jun 11        |
| OCE, Com  | 22.21              |      | Tom Walsh  | NZL            | 1.3.92          | Zagreb                | 5 Sep 16         |
| AFR   | 21.97              |      | Janus Robberts   | RSA            | 10.3.79         | Eugene                | 2 Jun 01         |
| CAC   | 21.69              |      | O'Dayne Richards   | JAM            | 14.12.88        | Beijing               | 23 Aug 15        |
| SAM   | 21.82 <sup>a</sup> |      | Darlan Romani  | BRA            | 9.4.91          | São Bernardo do Campo | 3 Jun 17         |
|   | 21.26              |      | Germán Lauro   | ARG            | 2.4.84          | Doha                  | 10 May 13        |
| ASI   | 21.13              |      | Sultan Abdulmajeed Al-Hebshi                             | KSA            | 23.2.83         | Doha                  | 8 May 09         |
| <i>Age records &amp; best performances</i>  |                    |      |  |                |                 |                       |                  |
| Wu18 (5Kg)  | 24.45              |      | Jacko Gill   | NZL            | 20.12.94        | North Shore           | 19 Dec 11        |
| (5.44Kg)  | 21.90              |      | Arnold Campbell  | USA            | 15.11.66        | Winter Park           | 28 May 83        |
| (6Kg)   | 22.31              |      | Jacko Gill   | NZL            | 20.12.94        | North Shore           | 5 Dec 11         |
| (7.26Kg)  | 20.38              |      | Jacko Gill   | NZL            | 20.12.94        | North Shore           | 5 Dec 11         |
| Wu20 (7.26Kg)   | 21.14 <sup>#</sup> |      | Konrad Bukowiecki  | POL            | 17.3.97         | Oslo                  | 9 Jun 16         |
| <b>IAAF-u20</b> (7.26Kg)  | <b>20.39</b>       |      | <b>Janus Robberts</b>                                    | <b>RSA</b>     | <b>10.3.79</b>  | <b>Germiston</b>      | <b>7 Mar 98</b>  |
| <b>IAAF-u20</b> (6Kg)   | <b>23.00</b>       |      | <b>Jacko Gill</b>  | <b>NZL</b>     | <b>20.12.94</b> | <b>Auckland</b>       | <b>18 Aug 13</b> |
| Wo35  | 22.67              |      | Kevin Toth   | USA            | 29.12.67        | Lawrence              | 19 Apr 03        |
| Wo40  | 21.41              |      | Brian Oldfield   | USA            | 1.6.45          | Innsbruck             | 22 Aug 85        |
| * This mark was not ratified now that under-20s use the 6Kg implement, though if an under-20 exceeds the 6Kg mark with a 7.26Kg implement, then that would become the under-20 record |                    |      |  |                |                 |                       |                  |
| <i>Doping-disqualified performance:</i>   |                    |      |  |                |                 |                       |                  |
| (IAAF-u20/6Kg) 23.34 Konrad Bukowiecki POL 17.3.97 Bydgoszcz 19 Jul 16  |                    |      |  |                |                 |                       |                  |
| <b>Discus Throw</b> (Seniors: 2Kg; Under-20s: 1.75Kg; Under-18s: 1.5Kg)   |                    |      |  |                |                 |                       |                  |
| <b>IAAF, EUR</b>  | <b>74.08</b>       |      | <b>Jürgen Schult</b>                                     | <b>GDR</b>     | <b>11.5.60</b>  | <b>Neubrandenburg</b> | <b>6 Jun 86</b>  |
|   |                    |      | <i>Series – 67.20, foul, foul, 74.08, foul, pass</i>     |                |                 |                       |                  |
| NAM   | 72.34 <sup>‡</sup> |      | Ben Plucknett  | USA            | 13.4.54         | Stockholm             | 7 Jul 81         |
|   | 71.32 <sup>#</sup> |      | Ben Plucknett  | USA            | 13.4.54         | Eugene                | 4 Jun 83         |
| CAC   | 71.06              |      | Luis Delís   | CUB            | 6.12.57         | La Habana             | 21 May 83        |
| AFR, Com  | 70.32              |      | Frantz Kruger (now FIN)                                  | RSA            | 22.5.75         | Salon-de-Provence     | 26 May 02        |
| ASI   | 69.32              |      | Ehsan Hadadi   | IRI            | 21.1.85         | Tallinn               | 3 Jun 08         |
| OCE   | 68.20              |      | Benn Harradine   | AUS            | 14.10.82        | Townsville            | 10 May 13        |
| SAM   | 66.32              |      | Jorge Balliengo  | ARG            | 5.1.78          | Rosario               | 15 Apr 06        |
| <i>Age records &amp; best performances</i>  |                    |      |  |                |                 |                       |                  |
| Wu18 (1.5Kg)  | 77.50              |      | Mykyta Nesterenko  | UKR            | 15.4.91         | Kyiv                  | 19 May 08        |
| (1.75Kg)  | 70.13              |      | Mykyta Nesterenko  | UKR            | 15.4.91         | Halle                 | 24 May 08        |
| (2Kg)   | 65.31              |      | Mykyta Nesterenko  | UKR            | 15.4.91         | Tallinn               | 3 Jun 08         |
| Wu20 (2Kg)  | 65.62              |      | Werner Reiterer  | AUS            | 27.1.68         | Melbourne             | 15 Dec 87        |
| <b>IAAF-u20</b> (2Kg)   | <b>63.64</b>       |      | <b>Werner Hartmann</b>                                   | <b>FRG</b>     | <b>20.4.59</b>  | <b>Strasbourg</b>     | <b>25 Jun 78</b> |
| <b>IAAF-u20</b> (1.75Kg)  | <b>70.13</b>       |      | <b>Mykyta Nesterenko</b>                                 | <b>UKR</b>     | <b>15.4.91</b>  | <b>Halle</b>          | <b>24 May 08</b> |
| Wo35  | 71.56              |      | Virgilijus Alekna  | LTU            | 13.2.72         | Kaunas                | 25 Jul 07        |
| Wo40  | 70.28              |      | Virgilijus Alekna  | LTU            | 13.2.72         | Klaipeda              | 23 Jun 12        |
| ‡ Annulled by IAAF due to doping violation, but nevertheless ratified by USA Track & Field  |                    |      |  |                |                 |                       |                  |
| <b>Hammer Throw</b> (Seniors: 7.26Kg; Under-20s: 6Kg; Under-18s: 5Kg)   |                    |      |  |                |                 |                       |                  |
| <b>IAAF, EUR</b>  | <b>86.74</b>       |      | <b>Yuriy Sedykh</b>                                      | <b>UKR/RUS</b> | <b>11.6.55</b>  | <b>Stuttgart</b>      | <b>30 Aug 86</b> |
|   |                    |      | <i>Series – 83.94, 85.28, 85.46, 86.74, 86.68, 86.62</i> |                |                 |                       |                  |
| ASI   | 84.86              |      | Koji Murofushi   | JPN            | 8.10.74         | Praha                 | 29 Jun 03        |
| NAM   | 82.52              |      | Lance Deal   | USA            | 21.8.61         | Milano                | 7 Sep 96         |
| AFR   | 81.27              |      | Mostafa Al-Gamal   | EGY            | 1.10.88         | Al-Qāhirah            | 21 Mar 14        |
| Com   | 80.63              |      | Chris Harmse   | RSA            | 31.5.73         | Durban                | 15 Apr 05        |
| OCE   | 79.29              |      | Stuart Rendell   | AUS            | 30.6.72         | Varazdin              | 6 Jul 02         |
| SAM   | 78.63              |      | Wagner Domingos  | BRA            | 26.3.83         | Celje                 | 19 Jun 16        |
| CAC   | 78.02              |      | Roberto Janet  | CUB            | 29.8.86         | La Habana             | 28 May 15        |
| <i>Age records &amp; best performances</i>  |                    |      |  |                |                 |                       |                  |
| Wu18 (5Kg)  | 87.16              |      | Bence Halász   | HUN            | 4.8.97          | Baku                  | 31 May 14        |
| (7.26Kg)  | 73.66              |      | Vladislav Piskunov                                       | UKR            | 7.6.78          | Kyiv                  | 11 Jun 94        |
| Wu20 (7.26Kg)   | 78.33              |      | Olli-Pekka Karjalainen                                   | FIN            | 7.3.80          | Seinäjoki             | 5 Aug 99         |
| <b>IAAF-u20, Wu18</b> (6Kg)   | <b>85.57</b>       |      | <b>Ashraf Amjad Al-Saifi</b>                             | <b>QAT</b>     | <b>20.2.95</b>  | <b>Barcelona</b>      | <b>14 Jul 12</b> |
| Wo35  | 83.62              |      | Igor Astapkovich   | BLR            | 4.1.63          | Staiki                | 20 Jun 98        |
| Wo40  | 82.23              |      | Igor Astapkovich   | BLR            | 4.1.63          | Minsk                 | 10 Jul 04        |
| <b>Javelin Throw</b> (Seniors & under-20s: 800g; Under-18s: 700g)   |                    |      |  |                |                 |                       |                  |
| <b>IAAF, EUR</b>  | <b>98.48</b>       |      | <b>Jan Železný</b>                                       | <b>CZE</b>     | <b>16.6.66</b>  | <b>Jena</b>           | <b>25 May 96</b> |
|   |                    |      | <i>Series – 87.76, 92.88, 98.48, 91.44, foul, 87.88</i>  |                |                 |                       |                  |
| AFR, Com  | 92.72              |      | Julius Yego  | KEN            | 4.1.89          | Beijing               | 26 Aug 15        |

| EVENT   | MARK             | NAME                     | COUNTRY    | BORN            | VENUE               | DATE             |
|---|------------------|--------------------------|------------|-----------------|---------------------|------------------|
| NAM   | 91.29            | Breaux Greer             | USA        | 19.10.76        | Indianapolis        | 21 Jun 07        |
| CAC   | 90.16            | Keshorn Walcott          | TTO        | 2.4.93          | Lausanne            | 9 Jul 15         |
| ASI   | 89.15            | Zhao Qinggang            | CHN        | 24.7.85         | Incheon             | 2 Oct 14         |
| OCE   | 89.02            | Jarrold Bannister        | AUS        | 3.10.84         | Brisbane            | 29 Feb 08        |
| SAM   | 84.70            | Edgar Baumann            | PAR        | 16.4.70         | San Marcos          | 17 Oct 99        |
| <i>Age records &amp; best performances</i>  |                  |                          |            |                 |                     |                  |
| Wu18 (700g)   | 89.34            | Braian Toledo            | ARG        | 8.9.93          | Mar del Plata       | 6 Mar 10         |
| (800g)  | 79.96            | Aki Parviainen           | FIN        | 26.10.74        | Pyhäselkä           | 12 Sep 91        |
| <b>IAAF-u20</b>   | <b>86.48</b>     | <b>Neeraj Chopra</b>     | <b>IND</b> | <b>24.12.97</b> | <b>Bydgoszcz</b>    | <b>23 Jul 16</b> |
| Wo35  | 92.80            | Jan Železný              | CZE        | 16.6.66         | Edmonton            | 12 Aug 01        |
| Wo40  | 85.92            | Jan Železný              | CZE        | 16.6.66         | Göteborg            | 9 Aug 06         |
| <b>Decathlon</b>  |                  |                          |            |                 |                     |                  |
| <b>IAAF, NAM</b>  | <b>9045</b>      | <b>Ashton Eaton</b>      | <b>USA</b> | <b>21.1.88</b>  | <b>Beijing</b>      | <b>29 Aug 15</b> |
| <i>100m: 10.23/-0.4; LJ: 7.88/0.0; SP: 14.52; HJ: 2.01; 400m: 45.00 (4703 first day)</i>                        |                  |                          |            |                 |                     |                  |
| <i>110mH: 13.69/-0.2; DT: 43.34; PV: 5.20; JT: 63.63; 1500m: 4:17.52 (4342 second day)</i>                      |                  |                          |            |                 |                     |                  |
| EUR   | 9026             | Roman Šebrle             | CZE        | 26.11.74        | Götzis              | 27 May 01        |
| Com   | 8847             | Daley Thompson           | GBR/ENG    | 30.7.58         | Los Angeles         | 9 Aug 84         |
| ASI   | 8725             | Dmitriy Karpov           | KAZ        | 23.7.81         | Athina              | 24 Aug 04        |
| CAC   | 8654             | Leonel Suárez            | CUB        | 1.9.87          | La Habana           | 4 Jul 09         |
| AFR   | 8521             | Larbi Bouraada           | ALG        | 10.5.88         | Río de Janeiro      | 18 Aug 16        |
| OCE   | 8490             | Jagan Hames              | AUS        | 31.10.75        | Kuala Lumpur        | 18 Sep 98        |
| SAM   | 8393             | Carlos Eduardo Chinin    | BRA        | 3.5.85          | São Paulo           | 8 Jun 13         |
| <i>Age records &amp; best performances</i>  |                  |                          |            |                 |                     |                  |
| Wu18 (senior implements)  | 8104h            | Valter Külvet            | EST        | 19.2.64         | Viimsi              | 23 Aug 81        |
|   | 7829             | Valter Külvet            | EST        | 19.2.64         | Stockholm           | 13 Sep 81        |
| <b>IAAF-u20 (senior implements)</b>   | <b>8397</b>      | <b>Torsten Voss</b>      | <b>GDR</b> | <b>24.3.63</b>  | <b>Erfurt</b>       | <b>7 Jul 82</b>  |
| <i>(No junior has bettered this mark with junior implements)</i>  |                  |                          |            |                 |                     |                  |
| (junior implements)   | 8162#            | Niklas Kaul              | GER        | 11.2.98         | Bydgoszcz           | 20 Jul 16        |
| <i>100m: 11.52; LJ: 6.79; SP: 14.80; HJ: 2.10; 400m: 49.69 (4104 first day)</i>                                 |                  |                          |            |                 |                     |                  |
| <i>110mH: 14.72; DT: 41.80; PV: 4.80; JT: 71.59; 1500m: 4:21.70 (4058 second day)</i>                           |                  |                          |            |                 |                     |                  |
| Wo35  | 8241             | Kip Janvrin              | USA        | 8.7.65          | Eugene              | 22 Jun 01        |
| Wo40  | 7525             | Kip Janvrin              | USA        | 8.7.65          | San Sebastián       | 24 Aug 05        |
| <b>20,000 Metres Track Walk</b>   |                  |                          |            |                 |                     |                  |
| <b>IAAF, CAC</b>  | <b>1:17:25.6</b> | <b>Bernardo Segura</b>   | <b>MEX</b> | <b>11.2.70</b>  | <b>Bergen</b>       | <b>7 May 94</b>  |
| <i>Actually 1:17:25.5 but ratified as 1:17:25.6</i>   |                  |                          |            |                 |                     |                  |
| ASI   | 1:18:03.3        | Bu Lingtang              | CHN        | 12.8.70         | Beijing             | 7 Apr 94         |
| EUR   | 1:18:35.2        | Stefan Johansson         | SWE        | 11.4.67         | Bergen              | 15 May 92        |
| OCE, Com  | 1:19:48.1        | Nathan Deakes            | AUS        | 17.8.77         | Brisbane            | 4 Sep 01         |
| SAM   | 1:20:23.8        | Andrés Chocho            | ECU        | 4.11.83         | Buenos Aires        | 5 Jun 11         |
| NAM   | 1:21:57.0        | Evan Dunfee              | CAN        | 28.9.90         | Moncton             | 27 Jun 14        |
| AFR   | 1:22:51.84       | Hatem Ghoula             | TUN        | 7.6.73          | Leutkirch           | 8 Sep 94         |
| <i>Age records &amp; best performances</i>  |                  |                          |            |                 |                     |                  |
| Wu18  | 1:24:28.3        | Zhu Hongjun              | CHN        | 18.8.83         | Xian                | 15 Sep 99        |
| Wu20  | 1:20:11.72       | Li Gaobo                 | CHN        | 4.5.89          | Wuhan               | 2 Nov 07         |
| Wo35  | 1:19:42.1        | Yohann Diniz             | FRA        | 1.1.78          | Bogny-sur-Meuse     | 25 May 14        |
| Wo40  | 1:24:46.1        | Ivan Trotskiy            | BLR        | 27.5.16         | Grodno              | 23 Jun 16        |
| <b>20 Kilometres Road Walk</b>  |                  |                          |            |                 |                     |                  |
| <b>IAAF, W, ASI</b>   | <b>1:16:36</b>   | <b>Yusuke Suzuki</b>     | <b>JPN</b> | <b>2.1.88</b>   | <b>Nomi</b>         | <b>15 Mar 15</b> |
| <i>Pace – 5Km: 19:02; 6Km: 22:53; 8Km: 30:25; 10Km: 38:06; 12K: 45:45; 14K: 53:13; 15Km: 57:15; 16Km: 61:07</i> |                  |                          |            |                 |                     |                  |
| EUR   | 1:16:43X#        | Sergey Morozov           | RUS        | 21.3.88         | Saransk             | 8 Jun 08         |
| EUR, Wo35   | 1:17:02          | Yohann Diniz             | FRA        | 1.1.78          | Arles               | 8 Mar 15         |
| SAM   | 1:17:21          | Jefferson Pérez          | ECU        | 1.7.74          | Paris (Saint-Denis) | 23 Aug 03        |
| OCE, Com  | 1:17:33          | Nathan Deakes            | AUS        | 17.8.77         | Cixi                | 23 Apr 05        |
| CAC   | 1:17:46          | Julio Martínez           | GUA        | 27.9.73         | Eisenhüttenstadt    | 8 May 99         |
| AFR   | 1:19:02          | Hatem Ghoula             | TUN        | 7.6.73          | Eisenhüttenstadt    | 10 May 97        |
| NAM   | 1:19:20          | Iñaki Gómez              | CAN        | 16.1.88         | Nomi                | 20 Mar 16        |
| <i>Age records &amp; best performances</i>  |                  |                          |            |                 |                     |                  |
| Wu18  | 1:18:07          | Li Gaobo                 | CHN        | 4.5.89          | Cixi                | 23 Apr 05        |
| Wu20  | 1:18:06          | Viktor Burayev           | RUS        | 23.8.82         | Adler               | 4 Mar 01         |
| Wo40  | 1:20:20          | Andriy Kovenko           | RUS        | 25.11.73        | Alushta             | 28 Feb 14        |
| <b>30,000 Metres Track Walk</b>   |                  |                          |            |                 |                     |                  |
| <b>IAAF, EUR</b>  | <b>2:01:44.1</b> | <b>Maurizio Damilano</b> | <b>ITA</b> | <b>6.4.57</b>   | <b>Cuneo</b>        | <b>3 Oct 92</b>  |
| <i>Pace – 5000m: 20:29.9; 10,000m: 40:41.0, 15,000m: 60:51.6, 20,000m: 1:20:55.4</i>                            |                  |                          |            |                 |                     |                  |
| NAM, Com  | 2:04:55.7        | Guillaume Leblanc        | CAN        | 14.4.62         | Sept-Îles           | 16 Jun 90        |
| AFR   | 2:19:21.4        | Hatem Ghoula             | TUN        | 7.6.73          | Reims               | 12 Mar 11        |

| EVENT  | MARK             | NAME                                  | COUNTRY    | BORN          | VENUE           | DATE             |
|--|------------------|---------------------------------------|------------|---------------|-----------------|------------------|
| OCE<br>ASI, CAC, SAM   | 2:14:22          | Simon Baker<br>Not established        | AUS        | 6.2.58        | Melbourne       | 9 Sep 90         |
| <b>50,000 Metres Track Walk</b>  |                  |                                       |            |               |                 |                  |
| <b>IAAF, EUR</b>   | <b>3:35:27.2</b> | <b>Yohann Diniz</b>                   | <b>FRA</b> | <b>1.1.78</b> | <b>Reims</b>    | <b>12 Mar 11</b> |
| <i>Pace – 10Km: 44:03; 20Km 1:27:47; 30Km: 2:11:13; 40Km: 2:54:15</i>  |                  |                                       |            |               |                 |                  |
| CAC  | 3:41:38.4        | Raúl González                         | MEX        | 29.2.52       | Bergen          | 25 May 79        |
| OCE, Com   | 3:43:50.0        | Simon Baker                           | AUS        | 6.2.58        | Melbourne       | 9 Sep 90         |
| ASI  | 3:48:13.7        | Zhao Yongsheng                        | CHN        | 16.4.70       | Bergen          | 7 May 94         |
| NAM  | 3:52:21.0        | Tim Berrett                           | CAN        | 23.1.65       | Victoria, BC    | 29 Oct 00        |
| SAM  | 3:57:58.0        | Claudio dos Santos                    | BRA        | 16.10.77      | Blumenau        | 20 Sep 08        |
| AFR  | 4:21:44.5        | Abdelwahab Ferguène                   | ALG        | 18.11.58      | Toulouse        | 25 Mar 84        |
| <i>Age records &amp; best performances</i>   |                  |                                       |            |               |                 |                  |
| Wu18   | 4:22:13.4        | Bengt Simonsen                        | SWE        | 23.3.58       | Göteborg        | 19 Oct 74        |
| Wo35   | 3:49:29.7        | Alain Lemercier                       | FRA        | 11.1.57       | Franconville    | 3 Apr 94         |
| Wo40   | 3:51:54.5        | José Marin                            | ESP        | 21.1.50       | Manresa         | 7 Apr 90         |
| <b>50 Kilometres Road Walk</b>   |                  |                                       |            |               |                 |                  |
| <b>IAAF, EUR, Wo35</b>   | <b>3:32:33</b>   | <b>Yohann Diniz</b>                   | <b>FRA</b> | <b>1.1.78</b> | <b>Zürich</b>   | <b>15 Aug 14</b> |
| <i>Pace – 10Km: 43:44; 20Km: 1:26:55; 30Km: 2:09:20; 40Km: 2:51:12</i>   |                  |                                       |            |               |                 |                  |
| OCE, Com   | 3:35:47          | Nathan Deakes                         | AUS        | 17.8.77       | Geelong         | 2 Dec 06         |
| ASI  | 3:36:06          | Yu Chaohong                           | CHN        | 12.12.76      | Nanjing         | 22 Oct 05        |
| CAC  | 3:41:09          | Erick Barrondo                        | GUA        | 14.6.91       | Dudince         | 23 Mar 13        |
| NAM  | 3:41:38          | Evan Dunfee                           | CAN        | 28.9.90       | Río de Janeiro  | 19 Aug 16        |
| SAM  | 3:42:57A         | Andrés Chocho                         | ECU        | 4.11.83       | Ciudad Juárez   | 6 Mar 16         |
| AFR  | 3:54:12          | Marc Mundell                          | RSA        | 7.7.83        | Melbourne       | 13 Dec 15        |
| <i>Age records &amp; best performances</i>   |                  |                                       |            |               |                 |                  |
| Wu18   | 3:45:46          | Yu Guoping                            | CHN        | 13.6.86       | Guangzhou       | 23 Nov 01        |
| Wu20   | 3:41:10          | Zhao Jianguo                          | CHN        | 19.1.88       | Wajima          | 16 Apr 06        |
| Wo40   | 3:40:46          | Yuriy Andronov                        | RUS        | 6.11.71       | Moskva          | 11 Jun 12        |
| <b>4 x 100 Metres Relay</b>  |                  |                                       |            |               |                 |                  |
| <b>IAAF, CAC, Com</b>  | <b>36.84</b>     | <b>Jamaica</b>                        |            |               | <b>London</b>   | <b>11 Aug 12</b> |
| <i>Nesta Carter 10.1, Michael Frater 8.9, Yohan Blake 9.0, Usain Bolt 8.8</i>  |                  |                                       |            |               |                 |                  |
| NAM  | 37.38‡           | United States                         |            |               | London          | 10 Aug 12        |
|  | 37.38            | United States                         |            |               | Nassau          | 2 May 15         |
| <i>Jeffery Demps, Darvis Patton, Trell Kimmons, Justin Gatlin</i>  |                  |                                       |            |               |                 |                  |
| ASI  | 37.60            | Japan                                 |            |               | Río de Janeiro  | 19 Aug 16        |
| <i>Ryota Yamagata, Shota Iizuka, Yoshihide Kiryu, Asuka Cambridge</i>  |                  |                                       |            |               |                 |                  |
| EUR  | 37.73            | Great Britain & NI                    |            |               | Sevilla         | 29 Aug 99        |
| <i>Jason Gardener, Darren Campbell, Marlon Devonish, Dwain Chambers</i>  |                  |                                       |            |               |                 |                  |
| SAM  | 37.90            | Brazil                                |            |               | Sydney          | 30 Sep 00        |
| <i>Vicente de Lima, Edson Ribeiro, André da Silva, Claudinei da Silva</i>  |                  |                                       |            |               |                 |                  |
| AFR  | 37.94            | Nigeria                               |            |               | Athína          | 9 Aug 97         |
| <i>Osmond Ezinwa, Oladape Adeniken, Francis Obikwelu, Davidson Ezinwa</i>  |                  |                                       |            |               |                 |                  |
| OCE  | 38.17            | Australia                             |            |               | Göteborg        | 12 Aug 95        |
|  | 38.17            | Australia                             |            |               | London          | 10 Aug 12        |
| <i>Paul Henderson, Tim Jackson, Steve Brimacombe, Damien Marsh</i>   |                  |                                       |            |               |                 |                  |
| <i>Anthony Alozie, Isaac Ntiamoah, Andrew McCabe, Josh Ross</i>  |                  |                                       |            |               |                 |                  |
| <i>Age records &amp; best performances</i>   |                  |                                       |            |               |                 |                  |
| Wu18   | 39.97            | Jamaica                               |            |               | Willemstad      | 16 Apr 17        |
| <i>Michali Everett, Tyreke Wilson, Jevaughn Powell, Michael Stephens</i>   |                  |                                       |            |               |                 |                  |
| <b>IAAF-u20</b>  | <b>38.66</b>     | <b>United States</b>                  |            |               | <b>Grosseto</b> | <b>18 Jul 04</b> |
| <i>David Kimmons, Demi Omole, Ivory Williams, LaShawn Merritt</i>  |                  |                                       |            |               |                 |                  |
| W35  | 41.89            | United States                         |            |               | Sacramento      | 17 Jul 11        |
| <i>Demitrius Snaer, Thachvu Ho, Lyndell Pittman, Antwon Dussett</i>  |                  |                                       |            |               |                 |                  |
| W40  | 41.4h            | Speedwest Track Club/United States    |            |               | Culver City     | 5 Jun 05         |
|  | 42.20            | Speedwest Track Club/United States    |            |               | Irvine          | 2 May 04         |
| <i>Aaron Thigpen, Kevin Morning, Kettrell Berry, Willie Gault</i>  |                  |                                       |            |               |                 |                  |
| <i>Frank Strong, Cornell Stephenson, Kettrell Berry, Willie Gault</i>  |                  |                                       |            |               |                 |                  |
| ‡ This mark has been disqualified under IAAF rule 41.1, though none of the members were individually guilty of a doping violation at the time. It has been however been accepted by USA Track & Field as a US record |                  |                                       |            |               |                 |                  |
| <i>Doping-disqualified performances:</i>   |                  |                                       |            |               |                 |                  |
| <i>(NAM) 37.04 United States (Trell Kimmons 10.1, Justin Gatlin 8.9, Tyson Gay DQ (9.0), Ryan Bailey 9.0) London 11 Aug 12</i>   |                  |                                       |            |               |                 |                  |
| <i>(AFR) 37.91 Nigeria (Innocent Asonze DQ, Francis Obikwelu, Daniel Effiong, Deji Aliu) Sevilla 29 Aug 99</i>   |                  |                                       |            |               |                 |                  |
| <b>4 x 200 Metres Relay</b>  |                  |                                       |            |               |                 |                  |
| <b>IAAF, CAC, Com</b>  | <b>1:18.63</b>   | <b>Jamaica</b>                        |            |               | <b>Nassau</b>   | <b>24 May 14</b> |
| <i>Nickel Ashmeade 20.5, Warren Weir 19.2, Jermaine Brown 19.6, Yohan Blake 19.4</i>   |                  |                                       |            |               |                 |                  |
| NAM  | 1:18.68          | Santa Monica Track Club/United States |            |               | Walnut          | 17 Apr 94        |
| <i>Michael Marsh 20.0, Leroy Burrell 19.6, Floyd Heard 19.7, Carl Lewis 19.4</i>   |                  |                                       |            |               |                 |                  |



| EVENT  | MARK           | TEAM   | VENUE            | DATE             |
|--|----------------|--|------------------|------------------|
| EUR  | 1:20.66        | France<br><i>Christophe Lemaitre, Yannick Fonsat, Ben Bassaw 19.8, Ken Romain 20.5</i>   | Nassau           | 24 May 14        |
| AFR<br>(widely misreported as 1:22.06)   | 1:22.08        | South Africa<br><i>Marcus la Grange, Mathew Quinn, Josef van der Linde, Paul Gorries</i>   | Port Elizabeth   | 1 Mar 02         |
| ASI  | 1:22.12        | Waseda University<br><i>Akiyuki Hashimoto, Yuki Takeshita, Shotaro Aikyo, Hiroyuki Mihara</i>  | Yokohama         | 14 Sep 14        |
| OCE  | 1:23.04        | New South Wales/Australia<br><i>Scott Vassella, Shem Hollands, Dean Capobianco, Peter Vassella</i>   | North Shore City | 25 Jan 04        |
| SAM  | 1:24.42        | Guyana<br><i>Adam Harris, Winston George, Jeremy Bascom, Stephan Jamesoto</i>  | Philadelphia     | 25 Apr 15        |
| <b>4 x 400 Metres Relay</b>  |                |  |                  |                  |
| IAAF, NAM  | <b>2:54.29</b> | <b>United States</b><br><i>Andrew Valmon 44.5, Quincy Watts 43.6, Butch Reynolds 43.23, Michael Johnson 42.94</i>                                | <b>Stuttgart</b> | <b>22 Aug 93</b> |
| EUR  | 2:56.60        | Great Britain & NI<br><i>Iwan Thomas WAL 44.92, Jamie Baulch WAL 44.19, Mark Richardson ENG 43.62, Roger Black ENG 43.87</i>                     | Atlanta          | 3 Aug 96         |
| CAC, Com   | 2:56.72        | Bahamas<br><i>Chris Brown 45.2, Demetrius Pinder 43.3, Michael Mathieu 44.25, Ramon Miller 44.01</i>   | London           | 10 Aug 12        |
| SAM  | 2:58.56        | Brazil<br><i>Claudinei da Silva 44.6, Anderson dos Santos 45.1, Eronilde de Araújo 45.0, Sanderlei Parrela 43.9</i>                              | Winnipeg         | 30 Jul 99        |
| AFR  | 2:58.68        | Nigeria<br><i>Clement Chukwu 45.18, Jude Monye 44.49, Sunday Bada 44.70, Enefiok Udo-Obong 44.31</i>   | Sydney           | 30 Sep 00        |
| OCE  | 2:59.70        | Australia<br><i>Bruce Frayne 45.38, Darren Clark 43.86, Gary Minihan 45.07, Rick Mitchell 45.39</i>  | Los Angeles      | 11 Aug 84        |
| ASI  | 3:00.76        | Japan<br><i>Shunji Karube 45.88, Koji Ito 44.86, Jun Osakada 45.08, Shigekazu Omori 44.94</i>  | Atlanta          | 3 Aug 96         |
| <i>Age records &amp; best performances</i>   |                |  |                  |                  |
| Wu18   | 3:11.66A       | Trinidad & Tobago<br><i>Asa Guevara, Machel Cedenio, Ruebin Walters, Theon Lewis</i>   | Morelia          | 1 Jul 12         |
| IAAF-u20   | <b>3:01.09</b> | <b>United States</b><br><i>Brandon Johnson 45.2e, LaShawn Merritt 44.8e, Jason Craig 46.2, Kerron Clement 44.8</i>                               | <b>Grosseto</b>  | <b>18 Jul 04</b> |
| W35  | 3:17.82        | Great Britain & NI<br><i>Lawrence Baird, David Brown, Liam Collins, Richard Beardsell</i>  | Lyon             | 16 Aug 15        |
| W40  | 3:20.83        | Sprint Force America/United States<br><i>Sal Allah 49.1, Kevin Morning 50.1, Edward Gonera 52.1, Ray Blackwell 49.5</i>                          | Philadelphia     | 28 Apr 01        |
| <i>Doping-disqualified performance:</i><br>(IAAF, NAM) 2:54.20 United States (Jerome Young 44.3, Antonio Pettigrew 43.2 DQ, Tyree Washington 43.5, Michael Johnson 43.2) Uniondale 22 Jul 98 |                |  |                  |                  |
| <b>4 x 800 Metres Relay</b>  |                |  |                  |                  |
| IAAF, AFR, Com   | <b>7:02.43</b> | <b>Kenya</b><br><i>Joseph Mutua 1:46.73, William Yampoy 1:44.38, Ismael Kombich 1:45.82, Wilfred Bungei 1:45.40</i>                              | <b>Bruxelles</b> | <b>25 Aug 06</b> |
| NAM  | 7:02.82        | Santa Monica Track Club/United States<br><i>Jebreh Harris 1:47.05, Khadevis Robinson 1:44.03, Sam Burley 1:46.05, David Kruppenacker 1:45.89</i> | Bruxelles        | 25 Aug 06        |
| EUR  | 7:03.89        | Great Britain & NI<br><i>Peter Elliott 1:49.14, Garry Cook 1:46.20, Steve Cram 1:44.54, Sebastian Coe 1:44.01</i>                                | London           | 30 Aug 82        |
| ASI  | 7:06.66        | Qatar<br><i>Majid Saeed Sultan 1:45.81, Salem Al-Badri 1:46.71, Abdulrahman Suleiman 1:45.89, Ali Abubaker Kamal 1:48.25</i>                     | Bruxelles        | 25 Aug 06        |
| OCE  | 7:11.48        | Australia<br><i>Joshua Ralph 1:49.6, Ryan Gregson 1:48.3, Jordan Williamsz 1:46.3, Jared West 1:47.3</i>   | Nassau           | 24 May 14        |
| CAC  | 7:15.28        | George Mason University/Jamaica<br><i>Simon Bowen 1:49.7, Curtis Cornwall 1:49.5, Mario Vernon-Watson 1:48.2, Alex Morgan 1:47.9</i>             | Philadelphia     | 30 Apr 94        |
| SAM  | 7:47.3#        | Sporting Club Pinheiros/Brazil<br><i>Carlos de José, Otto Neumann, Pedro Prado, José Azevedo</i>   | São Paulo        | 21 Apr 65        |
| <i>Age records &amp; best performances</i>   |                |  |                  |                  |
| W35  | 7:51.47        | Spain<br><i>Roberto Sotomayor, Octavio Pérez, Juan Ramón Pous, Juan Antonio Gil Martínez</i>   | Madrid           | 14 May 16        |
| W40  | 7:54.17        | United States<br><i>John Hinton, Brian Pope, Kevin Paulk, Tony Young</i>   | Eugene           | 27 Jun 04        |
| <b>Distance Medley Relay (1200m - 400m - 800m - 1600m)</b>   |                |  |                  |                  |
| IAAF, NAM  | 9:15.50        | <b>United States</b><br><i>Kyle Merber 2:53.56, Brycen Spratling 45.95, Brandon Johnson 1:44.75, Ben Blankenship 3:51.24</i>                     | <b>Nassau</b>    | <b>3 May 15</b>  |
| AFR, Com   | 9:15.56        | Kenya<br><i>Elkana Angwenyi 2:50.8, Thomas Musembi 45.8, Alfred Kirwa Yego 1:46.2, Alex Kipchirchir 3:52.8</i>                                   | Philadelphia     | 29 Apr 06        |
| OCE  | 9:17.56        | Australia<br><i>Ryan Gregson 2:48.66, Sean Wroe 45.96, Lachlan Renshaw 1:46.29, Jeff Riseley 3:56.66</i>   | Philadelphia     | 30 Apr 11        |
| EUR  | 9:24.07#       | Poland<br><i>Mateusz Demczyszak 2:54.85, Łukasz Krawczuk 46.45, Adam Kszczot 1:46.04, Marcin Lewandowski 3:57.08</i>                             | Nassau           | 3 May 15         |
| CAC  | 10:00.41       | Mexico<br><i>Edgar Quiroz 3:03.66, José Fraire 48.15, Bryan Antonio Martínez 1:55.13, Christopher Sandoval 4:13.47</i>                           | Philadelphia     | 26 Apr 14        |
| ASI, SAM   |                | Not established  |                  |                  |

| EVENT   | MARK            | TEAM   | VENUE                      | DATE             |
|---|-----------------|--|----------------------------|------------------|
| <b>4 x 1500 Metres Relay</b>                      |                 |  |                            |                  |
| IAAF, AFR, Com                                    | <b>14:22.22</b> | <b>Kenya</b><br><i>Collins Cheboi 3:38.6, Silas Kiplagat 3:32.5, James Magut 3:38.8, Asbel Kiprop 3:32.4</i>   | <b>Nassau</b>              | <b>25 May 14</b> |
| EUR   | 14:38.8         | FR of Germany<br><i>Thomas Wessinghage 3:38.8, Harald Hudak 3:40.2, Michael Lederer 3:42.6, Karl Fleschen 3:37.3</i>   | Köln                       | 17 Aug 77        |
| OCE   | 14:40.4#        | New Zealand<br><i>Tony Polhill 3:42.9, John Walker 3:40.4, Rod Dixon 3:41.2, Dick Quax 3:35.9</i>  | Oslo                       | 22 Aug 73        |
|   | 14:46.04        | Australia<br><i>Ryan Gregson 3:39.3, Sam McEntee 3:44.9, Collis Birmingham 3:38.3, Jordan Williamsz 3:43.8</i>   | Nassau                     | 25 May 14        |
| NAM   | 14:40.80        | United States<br><i>Patrick Casey 3:38.2, David Torrence 3:36.6, Will Leer 3:39.3, Leo Manzano 3:46.7</i>  | Nassau                     | 25 May 14        |
| ASI   | 15:10.77        | Qatar<br><i>Mohamad Al-Garni 3:43.0, Mohamed Hasim Salah 3:51.2, Abdelrahman Shagag Maaz 3:49.5, Ali Abubaker Kamal 3:47.1</i>                               | Nassau                     | 25 May 14        |
| SAM   | 15:38.4#        | Chile<br><i>Ricardo Montero, Roberto Salmona, Pedro E. Warnke, Víctor Ríos</i>   | Santiago de Chile          | 71               |
| CAC   | 17:41.3         | Universidad Católica Madre y Maestra/Dominican Republic  | Santiago de los Caballeros | 15 Mar 75        |
| <b>Road Relay (5Km/10Km/5Km/10Km/5Km/7.195Km)</b> |                 |  |                            |                  |
| IAAF, AFR, Com                                    | <b>1:57:06</b>  | <b>Kenya</b><br><i>Josphat Ndambiri 13:24, Martin Mathathi 27:12, Daniel Mwangi 13:59, Mekubo Mogusu 27:56, Onesmus Nyerre 14:36, John Kariuki 19:59</i>     | <b>Chiba</b>               | <b>23 Nov 05</b> |
| ASI   | 1:58:58         | Japan<br><i>Takayuki Matsumiya 13:34, Yuki Sato 27:52, Atsushi Sato 13:59, Kazuo Ietani 28:26, Michitaka Hosokawa 14:10, Takanobu Otsubo 20:57</i>           | Chiba                      | 23 Nov 05        |
| NAM   | 1:59:08         | United States<br><i>Ryan Hall 13:22, Matt Gonzales 28:15, Ian Dobson 13:46, Brian Sell 28:28, Fernando Cabada 14:11, Josh Moen 21:06</i>                     | Chiba                      | 23 Nov 05        |
| SAM   | 2:01:24#        | Brazil<br><i>Wander Moura 13:49, Vanderlei de Lima 29:10, Edgar de Oliveira 14:26, Delmir dos Santos 28:31, Tomix da Costa 14:26, Ronaldo da Costa 21:02</i> | København                  | 14 Apr 96        |
| EUR   | 2:02:34#        | Russia<br><i>Yuriy Abramov 13:47, Yevgeny Rybakov 28:29, Pavel Naumov 14:19, Dmitry Maksimov 29:47, Sergey Ivanov 14:30, Anatoly Rybakov 21:42</i>           | Chiba                      | 23 Nov 05        |
| OCE   | 2:03:13         | Australia<br><i>Collis Birmingham 13:33, Lee Troop 28:50, Michael Shelley 14:08, Brett Cartwright 30:12, Liam Adams 14:56, Martin Dent 21:34</i>             | Chiba                      | 23 Nov 06        |
| CAC   | 2:03:48         | Mexico<br><i>David Galindo 14:07, Victor Rodríguez 30:15, Jesús Primo 14:55, Benjamin Paredes 29:35, Ruben García 14:24, Martín Rodríguez 20:32</i>          | København                  | 14 Apr 96        |

#### Additional world best performances (in events which are no longer or were never IAAF world record events)

|  |          |      |                             |     |          |                        |           |
|--|----------|------|-----------------------------|-----|----------|------------------------|-----------|
| 50 Metres  | 5.47+    | 0.9  | Usain Bolt                  | JAM | 21.8.86  | Berlin                 | 16 Aug 09 |
| 60 Metres  | 6.31+    | 0.9  | Usain Bolt                  | JAM | 21.8.86  | Berlin                 | 16 Aug 09 |
| 100 Yards  | 9.07+    | -0.5 | Asafa Powell                | JAM | 23.11.82 | Ostrava                | 27 May 10 |
| 150 Metres (straight)  | 14.35    | 1.1  | Usain Bolt                  | JAM | 21.8.86  | Manchester             | 17 May 09 |
| 150 Metres (bend)  | 14.44+   | -0.3 | Usain Bolt                  | JAM | 21.8.86  | Berlin                 | 20 Aug 09 |
| 300 Metres   | 30.81    |      | Wayde van Niekerk           | RSA | 15.7.92  | Ostrava                | 28 Jun 17 |
| 500 Metres   | 59.32    |      | Orestes Rodríguez           | CUB | 3.6.89   | La Habana              | 5 Feb 13  |
| 600 Metres   | 1:12.81  |      | Johnny Gray                 | USA | 19.6.60  | Santa Monica           | 24 May 86 |
| Two Miles  | 7:58.61  |      | Daniel Komen                | USA | 17.5.76  | Hechtel                | 19 Jul 97 |
| 5 Kilometres Road  | 12:59.5  |      | Sammy Kipketer              | KEN | 29.9.81  | Carlsbad               | 26 Mar 00 |
| 10 Miles   | 44:24*   |      | Haile Gebrselassie          | ETH | 18.4.73  | Tilburg                | 4 Sep 05  |
| * The Association of Road Racing Statisticians regard Gebrselassie's time to be 44:23 based on initially reported stopped times of 44:22.8, 44:23.0, and 44:23.1. The race organisers do not confirm these times and officially regard the time to be 44:24. |          |      |                             |     |          |                        |           |
| 35 Kilometres Road   | 1:39:37+ |      | Eliud Kipchoge              | KEN | 5.11.84  | Monza                  | 6 May 17  |
| 40 Kilometres Road   | 1:54:04+ |      | Eliud Kipchoge              | KEN | 5.11.84  | Monza                  | 6 May 17  |
| 100,000 Metres   | 6:10:20  |      | Don Ritchie                 | GBR | 6.7.44   | London                 | 28 Oct 78 |
| 2000 Metres SC   | 5:10.68  |      | Mahiedine Mekhissi-Benabbad | FRA | 15.3.85  | Reims                  | 30 Jun 10 |
| 200m Hurdles (straight)  | 21.9y    | 1.4  | Don Styron                  | USA | 18.3.40  | Baton Rouge            | 2 Apr 60  |
|  | 22.10    | 2.0  | Andy Turner                 | GBR | 19.9.80  | Manchester             | 15 May 11 |
|  | 22.10    | 1.8  | LJ van Zyl                  | RSA | 20.7.85  | Manchester             | 9 May 15  |
| 200m Hurdles (bend)  | 22.55    |      | Laurent Ottoz               | ITA | 10.4.70  | Milano                 | 31 May 95 |
| 300 Metres Hurdles   | 34.48    |      | Chris Rawlinson             | GBR | 19.5.72  | Sheffield              | 30 Jun 02 |
| Pre-'86 Javelin Throw  | 104.80   |      | Uwe Hohn                    | GDR | 16.7.62  | East Berlin            | 20 Jul 84 |
| 3000 Metres Walk   | 10:47.11 |      | Giovanni De Benedictis      | ITA | 8.1.68   | San Giovanni Valdarno  | 19 May 90 |
| 5000 Metres Walk   | 18:05.49 |      | Hatem Ghoula                | TUN | 7.6.73   | Tunis                  | 1 May 97  |
| 10,000 Metres Walk   | 37:53.09 |      | Francisco Javier Fernández  | ESP | 6.3.77   | Santa Cruz de Tenerife | 27 Jul 08 |
| 10 Kilometres Walk   | 37:11    |      | Roman Rasskazov             | RUS | 28.4.79  | Saransk                | 28 May 00 |
| 2 Hours Walk   | 29:57.2m |      | Maurizio Damilano           | ITA | 6.4.57   | Cuneo                  | 4 Oct 92  |

| EVENT              | MARK    | NAME  | COUNTRY | BORN | VENUE  | DATE      |
|--------------------|---------|---|---------|------|--------|-----------|
| Mixed 4x400m Relay | 3:14.42 | Bahamas<br><i>Steven Gardiner, Shaunae Miller-Uibo, Anthonique Strachan, Michael Matthieu</i> |         |      | Nassau | 23 Apr 17 |

**Current IAAF world under-20 records at other events**

|                    |         |                |     |         |         |           |
|--------------------|---------|----------------|-----|---------|---------|-----------|
| 10,000m Walk       | 38:46.4 | Viktor Burayev | RUS | 23.8.82 | Moskva  | 20 May 00 |
| 10 Kilometres Walk | 37:44   | Wang Zhen      | CHN | 24.8.91 | Beijing | 18 Sep 10 |

**Former IAAF world under-20 record event**

|                |         |                  |     |         |      |           |
|----------------|---------|------------------|-----|---------|------|-----------|
| 2000 Metres SC | 5:20.44 | Ronald Kipchumba | KEN | 8.10.87 | Doha | 13 May 05 |
|----------------|---------|------------------|-----|---------|------|-----------|

**Additional world under-18 bests**

|   |          |  |     |         |           |           |
|---|----------|--|-----|---------|-----------|-----------|
| 2000 Metres SC  | 5:19.99  | Meresa Kahsay  | ETH | 23.5.96 | Donetsk   | 12 Jul 13 |
| Octathlon   | 6491     | Jake Stein   | AUS | 17.1.94 | Lille     | 7 Jul 11  |
| <i>100m: 11.52/-0.5; LJ: 7.22/1.2; SP: 17.22; 400m: 51.32 (3296 first day)</i>  |          |  |     |         |           |           |
| <i>110mH: 14.25/-1.0; HJ: 1.98; JT: 59.65; 1000m: 2:52.93 (3195 second day)</i> |          |  |     |         |           |           |
| 10,000m Walk  | 39:47.20 | Chen Ding  | CHN | 5.8.92  | Bydgoszcz | 11 Jul 08 |
| 10 Kilometres Walk  | 38:57    | Li Tianlei   | CHN | 13.1.95 | Beijing   | 18 Sep 10 |
| Medley Relay  | 1:49.23  | Jamaica<br><i>Waseem Williams, Michael O'Hara, Okeen Williams, Martin Manley</i> |     |         | Donetsk   | 14 Jul 13 |

**Performances superior or equal to Asian records by athletes from former USSR Republics prior to 1992**

|            |       |                  |     |          |       |           |
|------------|-------|------------------|-----|----------|-------|-----------|
| Pole Vault | 6.02i | Rodion Gataullin | UZB | 23.11.65 | Gomel | 4 Feb 89  |
|            | 6.00  | Rodion Gataullin | UZB | 23.11.65 | Tokyo | 16 Sep 89 |

**WOMEN****100 Metres**

|           |              |     |                                 |            |                 |                     |                  |
|-----------|--------------|-----|---------------------------------|------------|-----------------|---------------------|------------------|
| IAAF, NAM | <b>10.49</b> | 0.0 | <b>Florence Griffith Joyner</b> | <b>USA</b> | <b>21.12.59</b> | <b>Indianapolis</b> | <b>16 Jul 88</b> |
|-----------|--------------|-----|---------------------------------|------------|-----------------|---------------------|------------------|

*It is suggested that rather than nil, the correct wind reading for the above performance was following and in excess of four metres per second. In which case the best legitimate mark would be:*

|          |       |     |                          |     |          |              |           |
|----------|-------|-----|--------------------------|-----|----------|--------------|-----------|
| W        | 10.61 | 1.2 | Florence Griffith Joyner | USA | 21.12.59 | Indianapolis | 17 Jul 88 |
| CAC, Com | 10.70 | 0.6 | Shelly-Ann Fraser-Pryce  | JAM | 27.12.86 | Kingston     | 29 Jun 12 |
|          | 10.70 | 0.3 | Elaine Thompson          | JAM | 28.6.92  | Kingston     | 1 Jul 16  |
| EUR      | 10.73 | 2.0 | Christine Arron          | FRA | 13.9.73  | Budapest     | 19 Aug 98 |
| AFR      | 10.78 | 1.6 | Murielle Ahouré          | CIV | 23.8.87  | Montverde    | 11 Jun 16 |
| ASI      | 10.79 | 0.0 | Li Xuemei                | CHN | 5.1.77   | Shanghai     | 18 Oct 97 |
| SAM      | 10.99 | 0.9 | Ángela Tenorio           | ECU | 27.1.96  | Toronto      | 22 Jul 15 |
| OCE      | 11.11 | 1.9 | Melissa Breen            | AUS | 17.9.90  | Canberra     | 9 Feb 14  |

*Age records & best performances*

|                 |              |            |                             |            |                |                |                 |
|-----------------|--------------|------------|-----------------------------|------------|----------------|----------------|-----------------|
| Wu18            | 10.98        | 2.0        | Candace Hill                | USA        | 11.2.99        | Shoreline      | 20 Jun 15       |
| <b>IAAF-u20</b> | <b>10.88</b> | <b>2.0</b> | <b>Marlies Oelsner/Göhr</b> | <b>GDR</b> | <b>21.3.58</b> | <b>Dresden</b> | <b>1 Jul 77</b> |
| Wo35            | 10.74        | 1.3        | Merlene Ottey               | JAM        | 10.5.60        | Milano         | 7 Sep 96        |
| Wo40            | 10.99        | -1.2       | Merlene Ottey               | JAM        | 10.5.60        | Thessaloniki   | 30 Aug 00       |

**200 Metres**

|           |              |     |                                 |            |                 |              |                  |
|-----------|--------------|-----|---------------------------------|------------|-----------------|--------------|------------------|
| IAAF, NAM | <b>21.34</b> | 1.3 | <b>Florence Griffith Joyner</b> | <b>USA</b> | <b>21.12.59</b> | <b>Seoul</b> | <b>29 Sep 88</b> |
|-----------|--------------|-----|---------------------------------|------------|-----------------|--------------|------------------|

|          |          |      |                          |     |         |             |           |
|----------|----------|------|--------------------------|-----|---------|-------------|-----------|
| EUR      | 21.63    | 0.2  | Dafne Schippers          | NED | 15.6.92 | Beijing     | 28 Aug 15 |
| CAC, Com | 21.64    | 0.8  | Merlene Ottey (now SLO)  | JAM | 10.5.60 | Bruxelles   | 13 Sep 91 |
| ASI      | 22.01    | 0.0  | Li Xuemei                | CHN | 5.1.77  | Shanghai    | 22 Oct 97 |
| AFR      | 22.06A†# | 0.7  | Evette de Klerk          | RSA | 21.8.65 | Pietersburg | 8 Apr 89  |
|          | 22.07    | -0.1 | Mary Onyali              | NGR | 3.2.68  | Zürich      | 14 Aug 96 |
| OCE      | 22.23    | 0.8  | Melinda Gainsford-Taylor | AUS | 1.10.71 | Stuttgart   | 13 Jul 97 |
| SAM      | 22.48    | 1.0  | Ana Cláudia Silva        | BRA | 6.11.88 | São Paulo   | 6 Aug 11  |

*Age records & best performances*

|                 |              |            |                        |            |                 |                  |                  |
|-----------------|--------------|------------|------------------------|------------|-----------------|------------------|------------------|
| Wu18            | 22.43A       | -0.7       | Candace Hill           | USA        | 11.2.99         | Calí             | 19 Jul 15        |
| Wu20            | 22.11AX      | -0.5       | Allyson Felix          | USA        | 18.11.85        | Ciudad de Mexico | 3 May 03         |
| <b>IAAF-u20</b> | <b>22.18</b> | <b>0.8</b> | <b>Allyson Felix</b>   | <b>USA</b> | <b>18.11.85</b> | <b>Athína</b>    | <b>25 Aug 04</b> |
| Wo35            | 21.93        | 1.0        | Merlene Ottey          | JAM        | 10.5.60         | Bruxelles        | 25 Aug 95        |
| Wo40            | 22.72        | 1.4        | Merlene Ottey (ex-JAM) | SLO        | 10.5.60         | Athína           | 23 Aug 04        |

**400 Metres**

|           |              |  |                    |            |                |                 |                 |
|-----------|--------------|--|--------------------|------------|----------------|-----------------|-----------------|
| IAAF, EUR | <b>47.60</b> |  | <b>Marita Koch</b> | <b>GDR</b> | <b>18.2.57</b> | <b>Canberra</b> | <b>6 Oct 85</b> |
|-----------|--------------|--|--------------------|------------|----------------|-----------------|-----------------|

|          |       |  |                                  |     |         |                     |           |
|----------|-------|--|----------------------------------|-----|---------|---------------------|-----------|
|          |       |  | <i>Halves of 22.4 &amp; 25.2</i> |     |         |                     |           |
| OCE, Com | 48.63 |  | Cathy Freeman                    | AUS | 16.2.73 | Atlanta             | 29 Jul 96 |
| NAM      | 48.70 |  | Sanya Richards/-Ross             | USA | 26.2.85 | Athína              | 16 Sep 06 |
| CAC      | 48.89 |  | Ana Guevara                      | MEX | 4.3.77  | Paris (Saint-Denis) | 27 Aug 03 |
| AFR      | 49.10 |  | Falilat Ogunkoya                 | NGR | 12.5.68 | Atlanta             | 29 Jul 96 |
| SAM      | 49.64 |  | Ximena Restrepo                  | COL | 10.3.69 | Barcelona           | 5 Aug 92  |
| ASI      | 49.81 |  | Ma Yuqin                         | CHN | 11.9.72 | Beijing             | 11 Sep 93 |



| EVENT                                      | MARK           | NAME   | COUNTRY        | BORN            | VENUE                | DATE             |
|--|----------------|--|----------------|-----------------|----------------------|------------------|
| <i>Age records &amp; best performances</i> |                |  |                |                 |                      |                  |
| Wu18                                       | 50.01          | Li Jing  | CHN            | 14.2.80         | Shanghai             | 18 Oct 97        |
| <b>IAAF-u20</b>                            | <b>49.42</b>   | <b>Grit Breuer</b>   | <b>GER</b>     | <b>16.2.72</b>  | <b>Tokyo</b>         | <b>27 Aug 91</b> |
| Wo35                                       | 50.14          | Novlene Williams-Mills   | JAM            | 26.4.82         | Kingston             | 25 Jun 17        |
| Wo40                                       | 53.05A         | María Figueirêdo   | BRA            | 11.11.63        | Bogotá               | 10 Jul 04        |
| <b>800 Metres</b>                          |                |  |                |                 |                      |                  |
| <b>IAAF, EUR</b>                           | <b>1:53.28</b> | <b>Jarmila Kratochvílová</b>   | <b>TCH/CZE</b> | <b>26.1.51</b>  | <b>München</b>       | <b>26 Jul 83</b> |
|  |                | <i>Pace – 400m: 56.1; 600m: 1:25.0</i>   |                |                 |                      |                  |
| AFR, Com                                   | 1:54.01        | Pamela Jelimo  | KEN            | 5.12.89         | Zürich               | 29 Aug 08        |
| CAC  | 1:54.44        | Ana Quirot   | CUB            | 23.3.63         | Barcelona            | 9 Sep 89         |
| ASI  | 1:55.54        | Liu Dong   | CHN            | 24.12.73        | Beijing              | 9 Sep 93         |
| NAM  | 1:56.40        | Jearl Miles-Clark  | USA            | 4.9.66          | Zürich               | 11 Aug 99        |
| SAM  | 1:56.68        | Letitia Vriesde  | SUR            | 5.10.64         | Göteborg             | 13 Aug 95        |
| OCE  | 1:58.25        | Toni Hodgkinson  | NZL            | 12.12.71        | Atlanta              | 27 Jul 96        |
| <i>Age records &amp; best performances</i> |                |  |                |                 |                      |                  |
| Wu18                                       | 1:57.18        | Wang Yuan  | CHN            | 8.4.76          | Beijing              | 8 Sep 93         |
| <b>IAAF-u20</b>                            | <b>1:54.01</b> | <b>Pamela Jelimo</b>   | <b>KEN</b>     | <b>5.12.89</b>  | <b>Zürich</b>        | <b>29 Aug 08</b> |
| Wo35                                       | 1:56.53        | Lyubov Gurina  | RUS            | 6.8.57          | Hechtel              | 30 Jul 94        |
| Wo40                                       | 1:59.25        | Yekaterina Podkopayeva   | RUS            | 11.6.52         | Luxembourg           | 30 Jun 94        |
| <b>1000 Metres</b>                         |                |  |                |                 |                      |                  |
| <b>IAAF, EUR</b>                           | <b>2:28.98</b> | <b>Svetlana Masterkova</b>   | <b>RUS</b>     | <b>17.1.68</b>  | <b>Bruxelles</b>     | <b>23 Aug 96</b> |
|  |                | <i>Pace – 200m: 28.8; 400m: 58.6; 600m: 1:29.6; 800m: 1:59.8</i>                     |                |                 |                      |                  |
| AFR  | 2:29.34        | Maria Mutola   | MOZ            | 27.10.72        | Bruxelles            | 25 Aug 95        |
| Com  | 2:29.66        | Maria Mutola   | MOZ            | 27.10.72        | Bruxelles            | 23 Aug 96        |
| NAM  | 2:31.80        | Regina Jacobs  | USA            | 28.8.63         | Brunswick            | 3 Jul 99         |
| SAM  | 2:32.25        | Letitia Vriesde  | SUR            | 5.10.64         | Berlin               | 10 Sep 91        |
| CAC  | 2:33.21        | Ana Quirot   | CUB            | 23.3.63         | Jerez de la Frontera | 13 Sep 89        |
| OCE  | 2:36.96i       | Toni Hodgkinson  | NZL            | 12.12.71        | Boston               | 6 Feb 00         |
| (Outdoors)                                 | 2:37.28        | Angie Smit/Petty   | NZL            | 16.8.91         | Chiba                | 15 Aug 15        |
| ASI  | 2:40.53        | Zhao Jing  | CHN            | 9.7.88          | Changbaishan         | 2 Sep 14         |
| <i>Age records &amp; best performances</i> |                |  |                |                 |                      |                  |
| Wu18                                       | 2:38.58        | Jo White   | GBR            | 7.12.60         | London               | 9 Sep 77         |
| <b>IAAF-u20</b>                            | <b>2:35.4a</b> | <b>Irina Nikitina</b>  | <b>RUS</b>     | <b>16.6.61</b>  | <b>Podolsk</b>       | <b>5 Aug 79</b>  |
|  | <b>2:35.4</b>  | <b>Katrin Wühh</b>   | <b>GDR</b>     | <b>19.11.65</b> | <b>Potsdam</b>       | <b>12 Jul 84</b> |
| Wo35                                       | 2:31.5         | Maricica Puică   | ROU            | 29.7.50         | Poiana Brasov        | 1 Jun 86         |
| Wo40                                       | 2:36.08i       | Yekaterina Podkopayeva   | RUS            | 11.6.52         | Liévin               | 13 Feb 93        |
| (Outdoors)                                 | 2:36.16        | Yekaterina Podkopayeva   | RUS            | 11.6.52         | Nancy                | 14 Sep 94        |
| <b>1500 Metres</b>                         |                |  |                |                 |                      |                  |
| <b>IAAF, AFR</b>                           | <b>3:50.07</b> | <b>Genzebe Dibaba</b>  | <b>ETH</b>     | <b>8.2.91</b>   | <b>Monaco</b>        | <b>17 Jul 15</b> |
|  |                | <i>Pace – 400m: 60.5; 800m: 2:04.7; 1200m: 3:04.62, 59.79 last lap</i>               |                |                 |                      |                  |
| ASI  | 3:50.46        | Qu Yunxia  | CHN            | 25.12.72        | Beijing              | 11 Sep 93        |
| EUR  | 3:52.47        | Tatyana Kazankina  | URS/RUS        | 17.12.51        | Zürich               | 13 Aug 80        |
| Com  | 3:55.22        | Laura Muir   | GBR/SCO        | 9.5.93          | Paris (Saint-Denis)  | 27 Aug 16        |
| NAM  | 3:56.29        | Shannon Rowbury  | USA            | 19.9.84         | Monaco               | 17 Jul 15        |
| OCE  | 4:00.93        | Sarah Jamieson   | AUS            | 24.3.75         | Stockholm            | 25 Jul 06        |
| CAC  | 4:01.84        | Yvonne Graham  | JAM            | 22.8.65         | Monaco               | 25 Jul 95        |
| SAM  | 4:05.67        | Letitia Vriesde  | SUR            | 5.10.64         | Tokyo                | 31 Aug 91        |
| <i>Age records &amp; best performances</i> |                |  |                |                 |                      |                  |
| Wu18                                       | 3:54.52        | Zhang Ling   | CHN            | 13.4.80         | Shanghai             | 18 Oct 97        |
| <b>IAAF-u20</b>                            | <b>3:51.34</b> | <b>Lang Yinglai</b>  | <b>CHN</b>     | <b>22.8.79</b>  | <b>Shanghai</b>      | <b>18 Oct 97</b> |
| Wo35                                       | 3:57.73        | Maricica Puică   | ROU            | 29.7.50         | Bruxelles            | 30 Aug 85        |
| Wo40                                       | 3:59.78        | Yekaterina Podkopayeva   | RUS            | 11.6.52         | Nice                 | 18 Jul 94        |
| <b>One Mile</b>                            |                |  |                |                 |                      |                  |
| <b>IAAF, EUR</b>                           | <b>4:12.56</b> | <b>Svetlana Masterkova</b>   | <b>RUS</b>     | <b>17.1.68</b>  | <b>Zürich</b>        | <b>14 Aug 96</b> |
|  |                | <i>Pace – 400m: 62.1; 800m: 2:06.8; 1000m: 2:39.5; 1200m: 3:12.2; 1500m: 3:56.77</i> |                |                 |                      |                  |
| NAM  | 4:16.71        | Mary Decker/Slaney   | USA            | 4.8.58          | Zürich               | 21 Aug 85        |
| Com  | 4:16.71        | Faith Kipyegon   | KEN            | 10.1.94         | Bruxelles            | 11 Sep 15        |
| ASI  | 4:17.75        | Maryam Jamal (ex-ETH)  | BRN            | 16.9.84         | Bruxelles            | 14 Sep 07        |
| AFR  | 4:13.31i       | Genzebe Dibaba   | ETH            | 8.2.91          | Stockholm            | 17 Feb 16        |
| (Outdoors)                                 | 4:14.30#       | Genzebe Dibaba   | ETH            | 8.2.91          | Rovereto             | 6 Sep 16         |
| OCE  | 4:22.66        | Lisa Corrigan  | AUS            | 2.12.84         | Melbourne            | 2 Mar 07         |
| CAC  | 4:24.64        | Yvonne Graham  | JAM            | 22.8.65         | Zürich               | 17 Aug 94        |
| SAM  | 4:30.05        | Soraya Telles  | BRA            | 6.9.58          | Bratislava           | 9 Jun 88         |
| <i>Age records &amp; best performances</i> |                |  |                |                 |                      |                  |
| Wu18                                       | 4:30.81        | Gelete Burka   | ETH            | 15.2.86         | Heusden              | 2 Aug 03         |

| EVENT                                      | MARK            | NAME   | COUNTRY    | BORN            | VENUE                 | DATE             |
|--|-----------------|--|------------|-----------------|-----------------------|------------------|
| <b>IAAF-u20</b>                            | <b>4:17.57</b>  | <b>Zola Budd/Pieterse (ex-RSA)</b>   | <b>GBR</b> | <b>26.5.66</b>  | <b>Zürich</b>         | <b>21 Aug 85</b> |
| Wo35                                       | 4:17.33         | Maricica Puică   | ROU        | 29.7.50         | Zürich                | 21 Aug 85        |
| Wo40                                       | 4:23.78         | Yekaterina Podkopayeva   | RUS        | 11.6.52         | Roma                  | 9 Jun 93         |
| <b>2000 Metres</b>                         |                 |  |            |                 |                       |                  |
| <b>IAAF</b>                                | <b>5:23.75i</b> | <b>Genzebe Dibaba</b>  | <b>ETH</b> | <b>8.2.91</b>   | <b>Sabadell</b>       | <b>7 Feb 17</b>  |
|  |                 | <i>Pace – 200m: 32.4; 400m: 64.1; 600m: 1:36.7; 800m: 2:09.9; 1000m: 2:42.66<br/>1500m: 4:03.6e; 1600m: 4:19.8; One Mile: 4:21.3e; 1800m: 4:52.0</i>                         |            |                 |                       |                  |
| EUR, W Outdoors                            | 5:25.36         | Sonia O'Sullivan   | IRL        | 28.11.69        | Edinburgh             | 8 Jul 94         |
| Com  | 5:26.93         | Yvonne Murray  | GBR/SCO    | 4.10.64         | Edinburgh             | 8 Jul 94         |
| AFR  | 5:27.50         | Genzebe Dibaba   | ETH        | 8.2.91          | Ostrava               | 17 Jun 14        |
| ASI  | 5:29.43+!#      | Wang Junxia  | CHN        | 9.1.73          | Beijing               | 12 Sep 93        |
|  | 5:31.88         | Maryam Jamal (ex-ETH)  | BRN        | 16.9.84         | Eugene                | 7 Jun 09         |
| NAM  | 5:32.7          | Mary Slaney  | USA        | 4.8.58          | Eugene                | 3 Aug 84         |
| OCE  | 5:37.71         | Benita Willis/Johnson  | AUS        | 6.5.79          | Ostrava               | 12 Jun 03        |
| SAM  | 5:59.96#        | Niusha Mancilla  | BOL        | 19.1.71         | Rivas                 | 10 Jun 04        |
| <i>Age records &amp; best performances</i> |                 |  |            |                 |                       |                  |
| Wu18                                       | 5:46.5+         | Sally Barsosio   | KEN        | 21.3.78         | Zürich                | 16 Aug 95        |
| Wu20                                       | 5:33.15         | Zola Budd/Pieterse (ex-RSA)  | GBR        | 26.5.66         | London                | 13 Jul 84        |
| Wo35                                       | 5:28.69         | Maricica Puică   | ROU        | 29.7.50         | London                | 11 Jul 86        |
| <b>3000 Metres</b>                         |                 |  |            |                 |                       |                  |
| <b>IAAF, ASI</b>                           | <b>8:06.11</b>  | <b>Wang Junxia</b>   | <b>CHN</b> | <b>9.1.73</b>   | <b>Beijing</b>        | <b>13 Sep 93</b> |
|  |                 | <i>Pace – 1000m: 2:42.0; 2000m: 5:29.43</i>  |            |                 |                       |                  |
| AFR  | 8:16.60i        | Genzebe Dibaba   | ETH        | 8.2.91          | Stockholm             | 6 Feb 14         |
| AFR# (Outdoors), Com                       | 8:20.68         | Hellen Obiri   | KEN        | 13.12.89        | Qatar                 | 9 May 14         |
| EUR  | 8:21.42         | Gabriela Szabo   | ROU        | 14.11.75        | Monaco                | 19 Jul 02        |
| NAM  | 8:25.83         | Mary Slaney  | USA        | 4.8.58          | Roma                  | 7 Sep 85         |
| OCE  | 8:35.31         | Kim Smith  | NZL        | 19.11.81        | Monaco                | 25 Jul 07        |
| CAC  | 8:37.07         | Yvonne Graham  | JAM        | 22.8.65         | Zürich                | 16 Aug 95        |
| SAM  | 9:02.37         | Delirde Bernardi   | BRA        | 27.4.69         | Linz                  | 4 Jul 94         |
| <i>Age records &amp; best performances</i> |                 |  |            |                 |                       |                  |
| Wu18                                       | 8:36.45         | Ma Ningning  | CHN        | 1.6.76          | Jinan                 | 6 Jun 93         |
| <b>IAAF-u20</b>                            | <b>8:28.83</b>  | <b>Zola Budd/Pieterse (ex-RSA)</b>   | <b>GBR</b> | <b>26.5.66</b>  | <b>Roma</b>           | <b>7 Sep 85</b>  |
| Wo35                                       | 8:23.23         | Edith Masai  | KEN        | 4.4.67          | Monaco                | 19 Jul 02        |
| Wo40                                       | 8:58.20i        | Nuria Fernandez  | ESP        | 16.8.76         | Beograd               | 3 Mar 17         |
|  | 9:01.1+         | Joanne Pavey   | GBR        | 20.9.73         | Roma                  | 5 Jun 14         |
| <b>5000 Metres</b>                         |                 |  |            |                 |                       |                  |
| <b>IAAF, AFR</b>                           | <b>14:11.15</b> | <b>Tirunesh Dibaba</b>   | <b>ETH</b> | <b>1.10.85</b>  | <b>Oslo</b>           | <b>6 Jun 08</b>  |
|  |                 | <i>Pace – 1000m: 2:48.08; 2000m: 5:43.64; 3000m: 8:38.83; 4000m: 11:28.44, 63.88 last lap</i>  |            |                 |                       |                  |
| Com  | 14:18.37        | Hellen Obiri   | KEN        | 13.12.89        | Roma                  | 8 Jun 17         |
| EUR  | 14:23.75        | Liliya Shobukhova  | RUS        | 13.11.77        | Kazan                 | 19 Jul 08        |
| ASI  | 14:28.09        | Jiang Bo   | CHN        | 13.3.77         | Shanghai              | 23 Oct 97        |
| NAM  | 14:38.92        | Shannon Rowbury  | USA        | 19.9.84         | Bruxelles             | 9 Sep 16         |
| OCE  | 14:39.89i       | Kim Smith  | NZL        | 19.11.81        | New York              | 27 Feb 09        |
| (Outdoors)                                 | 14:45.93        | Kim Smith  | NZL        | 19.11.81        | Roma                  | 11 Jul 08        |
| CAC  | 15:04.32        | Adriana Fernández  | MEX        | 4.4.71          | Gresham               | 17 May 03        |
| SAM  | 15:18.85        | Simone Alves da Silva  | BRA        | 12.9.84         | São Paulo             | 20 May 11        |
| <i>Age records &amp; best performances</i> |                 |  |            |                 |                       |                  |
| Wu18                                       | 14:45.71        | Song Liqing  | CHN        | 20.1.80         | Shanghai              | 21 Oct 97        |
| <b>IAAF-u20</b>                            | <b>14:30.88</b> | <b>Tirunesh Dibaba</b>   | <b>ETH</b> | <b>1.10.85</b>  | <b>Bergen</b>         | <b>11 Jun 04</b> |
| Wo35                                       | 14:33.84        | Edith Masai  | KEN        | 4.4.67          | Oslo                  | 2 Jun 06         |
| Wo40                                       | 15:04.87        | Joanne Pavey   | GBR        | 20.9.73         | Roma                  | 5 Jun 14         |
| <b>10,000 Metres</b>                       |                 |  |            |                 |                       |                  |
| <b>IAAF, AFR</b>                           | <b>29:17.45</b> | <b>Almaz Ayana</b>   | <b>ETH</b> | <b>21.11.91</b> | <b>Río de Janeiro</b> | <b>12 Aug 16</b> |
|  |                 | <i>Pace – 1000m: 3:02.0; 2000m: 5:56.0; 3000m: 8:53.0; 4000m: 11:50.0; 5000m: 14:47.1;<br/>6000m: 17:36.8; 7000m: 20:30.0; 8000m: 23:25.4; 9000m: 26:22.9, 68.1 last lap</i> |            |                 |                       |                  |
| ASI  | 29:31.78        | Wang Junxia  | CHN        | 9.1.73          | Beijing               | 8 Sep 93         |
| Com  | 29:32.53        | Vivian Cheruiyot   | KEN        | 11.9.83         | Río de Janeiro        | 12 Aug 16        |
| EUR  | 30:01.09        | Paula Radcliffe  | GBR/ENG    | 17.12.73        | München               | 6 Aug 02         |
| NAM  | 30:13.17        | Molly Huddle   | USA        | 31.8.84         | Río de Janeiro        | 12 Aug 16        |
| OCE  | 30:35.54        | Kim Smith  | NZL        | 19.11.81        | Stanford              | 4 May 08         |
| CAC  | 31:10.12        | Adriana Fernández  | MEX        | 4.4.71          | Brunswick             | 1 Jul 00         |
| SAM  | 31:47.76        | Carmen de Oliveira   | BRA        | 17.8.65         | Stuttgart             | 21 Aug 93        |
| <i>Age records &amp; best performances</i> |                 |  |            |                 |                       |                  |
| Wu18                                       | 31:11.26        | Song Liqing  | CHN        | 20.1.80         | Shanghai              | 19 Oct 97        |
| <b>IAAF-u20</b>                            | <b>30:26.50</b> | <b>Linet Masai</b>   | <b>USA</b> | <b>5.12.89</b>  | <b>Beijing</b>        | <b>15 Aug 08</b> |

| EVENT   | MARK     | NAME        | COUNTRY | BORN   | VENUE    | DATE      |
|---|----------|-------------|---------|--------|----------|-----------|
| Wo35  | 30:30.26 | Edith Masai | KEN     | 4.4.67 | Helsinki | 6 Aug 05  |
| Wo40  | 31:31.18 | Edith Masai | KEN     | 4.4.67 | Alger    | 21 Jul 07 |
| <i>Doping-disqualified performance:</i>                               |          |             |         |        |          |           |
| <i>(EUR) 29:56.34 Elvan Abeylegesse TUR 11.9.82 Beijing 15 Aug 08</i> |          |             |         |        |          |           |

**10 Kilometres Road**

? = it is not known if these courses were aided or not

|  |              |                            |            |                |                 |                 |
|--|--------------|----------------------------|------------|----------------|-----------------|-----------------|
| <b>IAAF<sub>MX</sub>, AFR, Com</b>   | <b>30:04</b> | <b>Joyciline Jepkosgei</b> | <b>KEN</b> | <b>8.12.93</b> | <b>Praha</b>    | <b>1 Apr 17</b> |
| <i>Pace – 5Km: 14:53; (15Km: 45:37; 20Km: 61:25; Half Marathon: 64:52)</i>   |              |                            |            |                |                 |                 |
| EUR  | 30:21        | Paula Radcliffe            | GBR        | 17.12.73       | San Juan        | 23 Feb 03       |
| <b>IAAF<sub>wo</sub>, AFR</b>  | <b>30:29</b> | <b>Asmae Leghzaoui</b>     | <b>MAR</b> | <b>30.8.76</b> | <b>New York</b> | <b>8 Jun 02</b> |
| ASI  | 30:52a+      | Kayoko Fukushi             | JPN        | 25.3.82        | Marugame        | 5 Feb 06        |
|  | 31:37+# ?    | Kayoko Fukushi             | JPN        | 25.3.82        | Chiba           | 23 Nov 01       |
|  | 31:37+# ?    | Mizuki Noguchi             | JPN        | 3.7.78         | Sapporo         | 8 Jul 07        |
|  | 31:44        | Masako Chiba               | JPN        | 18.7.76        | Karatsu         | 11 Feb 96       |
| NAM <sub>MX</sub>  | 30:52        | Shalane Flanagan           | USA        | 8.7.81         | Boston          | 26 Jun 16       |
| <sub>wo</sub>  | 31:37        | Molly Huddle               | USA        | 31.8.84        | New York        | 14 Jun 14       |
| OCE  | 31:17        | Benita Willis/Johnson      | AUS        | 6.5.79         | Manchester      | 21 May 06       |
| CAC  | 31:56a       | Adriana Fernández          | MEX        | 4.4.71         | Cape Elizabeth  | 3 Aug 02        |
|  | 32:20        | Sara Cedillo               | MEX        | 20.9.76        | Mazatlán        | 1 Dec 01        |
| SAM  | 32:03        | Carmen de Oliveira         | BRA        | 17.8.65        | New York        | 4 Jun 94        |
| <i>Age records &amp; best performances</i>   |              |                            |            |                |                 |                 |
| Wu20   | 31:27a       | Sally Barsosio             | KEN        | 21.3.78        | Vancouver       | 21 Apr 96       |
| <i>(From 1989, the start/finish separation of Vancouver has been 13% with a net drop of 2.8 metres per kilometre, making it an aided course)</i> |              |                            |            |                |                 |                 |
|  | 31:29        | Karoline Bjerkeli Grøvdal  | NOR        | 14.6.90        | Oslo            | 3 May 09        |
| Wo35   | 30:57        | Irina Mikitenko            | GER        | 23.8.72        | Karlsruhe       | 13 Sep 08       |
| Wo40   | 32:23        | Christelle Daunay          | FRA        | 5.12.74        | Arras           | 30 Aug 15       |
|  | 32:23        | Christelle Daunay          | FRA        | 5.12.74        | Manchester      | 22 May 16       |

**15 Kilometres Road**

|  |               |                            |            |                |                         |                  |
|--|---------------|----------------------------|------------|----------------|-------------------------|------------------|
| <b>IAAF<sub>MX</sub>, AFR, Com</b>   | <b>45:37+</b> | <b>Joyciline Jepkosgei</b> | <b>KEN</b> | <b>8.12.93</b> | <b>Praha</b>            | <b>1 Apr 17</b>  |
| <i>Pace – 5Km: 14:53; 10Km: 30:04. (20Km: 61:25; Half Marathon: 64:52)</i> |               |                            |            |                |                         |                  |
| EUR  | 46:41a+#      | Paula Radcliffe            | GBR        | 17.12.73       | Newcastle-South Shields | 21 Sep 03        |
| <b>IAAF<sub>wo</sub>, EUR</b>  | <b>46:59+</b> | <b>Lornah Kiplagat</b>     | <b>NED</b> | <b>1.5.74</b>  | <b>Udine</b>            | <b>14 Oct 07</b> |
| <i>Pace – 5Km: 15:38; 10K: 31:10; Half Marathon: 66:25</i>                 |               |                            |            |                |                         |                  |
| ASI  | 46:55+        | Kayoko Fukushi             | JPN        | 25.3.82        | Marugame                | 5 Feb 06         |
| NAM <sub>wo</sub>  | 47:00         | Shalane Flanagan           | USA        | 8.7.81         | Jacksonville            | 15 Mar 14        |
| OCE  | 47:59+        | Kerryn McCann              | AUS        | 2.5.67         | Tokyo                   | 10 Jan 00        |
| SAM  | 48:38         | Carmen de Oliveira         | BRA        | 17.8.65        | Tampa                   | 26 Feb 94        |
| <i>Age records &amp; best performances</i>                                 |               |                            |            |                |                         |                  |
| Wu20   | 47:39+        | Everline Kimwei            | KEN        | 25.8.87        | Kobe                    | 19 Nov 06        |
| Wo35   | 46:30+        | Mary Keitany               | KEN        | 18.1.82        | R'as Al Khaimah         | 10 Feb 17        |
| Wo40   | 49:03+        | Deena Kastor               | USA        | 14.2.73        | Philadelphia            | 21 Sep 14        |

**One Hour (track)**

|   |                |                    |            |                |                  |                  |
|---|----------------|--------------------|------------|----------------|------------------|------------------|
| <b>IAAF, AFR</b>  | <b>18,517m</b> | <b>Dire Tune</b>   | <b>ETH</b> | <b>19.5.85</b> | <b>Ostrava</b>   | <b>12 Jun 08</b> |
| <i>Pace – 5000m: 16:28.82; 10,000m: 32:45.46; 15,000m: 48:54.91; 16,090: 52:25.84</i> |                |                    |            |                |                  |                  |
| Com   | 18,340m        | Tegla Loroupe      | KEN        | 9.5.73         | Borgholzhausen   | 7 Aug 98         |
| EUR   | 18,084m        | Silvana Cruciată   | ITA        | 15.2.53        | Roma             | 2 May 81         |
| ASI   | 17,952m        | Junko Kataoka      | JPN        | 13.6.70        | Tokyo            | 1 Oct 94         |
| NAM <sub>MX</sub>   | 17,273m        | Nancy Conz         | USA        | 16.10.83       | Amherst          | 25 Jun 81        |
| <sub>wo</sub>   | 13,792m        | Kay Capozzi        | USA        | 61             | St Petersburg FL | 21 May 85        |
| SAM   | 13,514m#       | Maria Zubizarreta  | PAR        | 1.1.70         | Cardiff          | 2 Sep 12         |
| OCE   | 16,093m        | Lorraine Moller    | NZL        | 1.6.55         | Auckland         | 9 Jan 93         |
| CAC   | 10,800m        | Sylvia Andonie     | MEX        | 7.10.55        | Nantes           | 28 Sep 96        |
| <i>Age best performance</i>   |                |                    |            |                |                  |                  |
| Wo40  | 16,056m        | Jackie Fairweather | AUS        | 10.11.67       | Canberra         | 24 Jan 08        |

**20,000 Metres**

|                                 |                |                      |            |               |                       |                 |
|---------------------------------|----------------|----------------------|------------|---------------|-----------------------|-----------------|
| <b>IAAF, AFR, Com</b>           | <b>65:26.6</b> | <b>Tegla Loroupe</b> | <b>KEN</b> | <b>9.5.73</b> | <b>Borgholzhausen</b> | <b>3 Sep 00</b> |
| <i>Pace – One Hour: 18,287m</i> |                |                      |            |               |                       |                 |
| ASI                             | 66:48.8        | Izumi Maki           | JPN        | 10.12.68      | Amagasaki             | 19 Sep 93       |
| EUR <sub>MX</sub>               | 66:55.5        | Rosa Mota            | POR        | 29.6.58       | Lisboa                | 14 May 83       |
| NAM                             | 1:20:56+#      | Ann Trason           | USA        | 30.8.60       | Nantes                | 28 Sep 96       |
|                                 | 1:22:24+       | Maxine Johnson       | USA        |               | Brookings             | 3 Oct 82        |
| SAM <sub>MX</sub>               | 1:24:08+#      | Maria Venâncio       | BRA        | 2.5.58        | São Paulo             | 21 Jul 00       |
| OCE                             | 1:29:42+       | Linda Meadows        | AUS        | 10.3.59       | Burwood               | 18 Jun 94       |
| CAC                             | 1:47:44+       | Sylvia Andonie       | MEX        | 7.10.55       | Nantes                | 28 Sep 96       |



| EVENT                              | MARK                   | NAME  | COUNTRY    | BORN            | VENUE                   | DATE             |
|------------------------------------|------------------------|---|------------|-----------------|-------------------------|------------------|
| <b>20 Kilometres Road</b>          |                        |   |            |                 |                         |                  |
| <b>IAAF<sub>MX</sub>, AFR, Com</b> | <b>61:25+</b>          | <b>Joyciline Jepkosgei</b>  | <b>KEN</b> | <b>8.12.93</b>  | <b>Praha</b>            | <b>1 Apr 17</b>  |
|                                    |                        | <i>Pace – 5Km: 14:53; 10Km: 30:04; 15Km: 45:37 (Half Marathon: 64:52)</i>                     |            |                 |                         |                  |
| EUR                                | 62:21a+ <sup>5</sup> # | Paula Radcliffe   | GBR/ENG    | 17.12.73        | Newcastle-South Shields | 21 Sep 03        |
| <b>IAAF<sub>wo</sub>, EUR</b>      | <b>62:57+</b>          | <b>Lornah Kiplagat</b>  | <b>NED</b> | <b>1.5.74</b>   | <b>Udine</b>            | <b>14 Oct 07</b> |
|                                    |                        | <i>Pace – 5Km: 15:38; 10K: 31:10; 15Km: 46:59; (Half Marathon: 66:25)</i>                     |            |                 |                         |                  |
| ASI                                | 63:11+                 | Eunice Kirwa (ex-KEN)   | BRN        | 20.5.84         | Istanbul                | 30 Apr 17        |
| NAM                                | 63:33a+#               | Kara Goucher  | USA        | 9.7.78          | Newcastle-South Shields | 30 Sep 07        |
| MX                                 | 64:07+                 | Deena Kastor  | USA        | 14.2.73         | Berlin                  | 2 Apr 06         |
| WO                                 | 69:31                  | Nancy Conz  | USA        | 16.10.83        | Washington DC           | 6 Mar 82         |
| OCE                                | 65:03+                 | Benita Willis/Johnson   | AUS        | 6.5.79          | Berlin                  | 1 Apr 07         |
| CAC                                | 66:26a+                | Madai Pérez   | MEX        | 2.2.80          | New York                | 21 Mar 10        |
|                                    | 66:38+                 | Madai Pérez   | MEX        | 2.2.80          | Chicago                 | 22 Oct 06        |
| SAM                                | 66:35+                 | Gladys Tejada   | PER        | 30.9.85         | Cardiff                 | 26 Mar 16        |
| <i>Age best performances</i>       |                        |   |            |                 |                         |                  |
| Wu20                               | 65:04+                 | Everline Kimwei   | KEN        | 25.8.87         | Kobe                    | 19 Nov 06        |
| Wo35                               | 61:52+                 | Mary Keitany  | KEN        | 18.1.82         | R'as Al Khaimah         | 10 Feb 17        |
| Wo40                               | 65:52+                 | Deena Kastor  | USA        | 14.2.73         | Philadelphia            | 21 Sep 14        |
| <b>Half Marathon</b>               |                        |   |            |                 |                         |                  |
| <b>IAAF<sub>MX</sub>, AFR, Com</b> | <b>64:52</b>           | <b>Joyciline Jepkosgei</b>  | <b>KEN</b> | <b>8.12.93</b>  | <b>Praha</b>            | <b>1 Apr 17</b>  |
|                                    |                        | <i>Pace – 5Km: 14:53; 10Km: 30:04; 15Km: 45:37; 20Km: 61:25</i>                               |            |                 |                         |                  |
| <b>IAAF<sub>wo</sub>, EUR</b>      | <b>66:25</b>           | <b>Lornah Kiplagat</b>  | <b>NED</b> | <b>1.5.74</b>   | <b>Udine</b>            | <b>14 Oct 07</b> |
|                                    |                        | <i>Pace – 5Km: 15:38; 10K: 31:10; 15Km: 46:59; 20Km: 62:57</i>                                |            |                 |                         |                  |
| ASI                                | 66:43a#                | Masako Chiba  | JPN        | 18.7.76         | Tokyo                   | 19 Jan 97        |
|                                    | 66:46                  | Eunice Kirwa (ex-KEN)   | BRN        | 20.5.84         | Istanbul                | 30 Apr 17        |
| NAM <sub>wo</sub>                  | 66:57a#                | Kara Goucher  | USA        | 9.7.78          | Newcastle-South Shields | 30 Sep 07        |
| MX                                 | 67:34                  | Deena Kastor  | USA        | 14.2.73         | Berlin                  | 2 Apr 06         |
| WO                                 | 67:41 <sup>a</sup>     | Molly Huddle  | USA        | 31.8.84         | New York                | 20 Mar 16        |
|                                    | 68:31                  | Molly Huddle  | USA        | 31.8.84         | New York                | 15 Mar 15        |
| OCE                                | 67:11                  | Kim Smith   | NZL        | 19.11.81        | Philadelphia            | 18 Sep 11        |
| CAC                                | 68:34a                 | Olga Appell (now USA)   | MEX        | 2.8.63          | Tokyo                   | 24 Jan 93        |
|                                    | 69:28                  | Adriana Fernández   | MEX        | 4.4.71          | Kyoto                   | 9 Mar 03         |
| SAM                                | 69:31a#                | Carmen de Oliveira  | BRA        | 17.8.65         | Lisboa                  | 13 Mar 94        |
|                                    | 70:14                  | Gladys Tejada   | PER        | 30.9.85         | Cardiff                 | 26 Mar 16        |
| <i>Age best performances</i>       |                        |   |            |                 |                         |                  |
| Wu18                               | 72:31                  | Liu Zhuang  | CHN        | 18.1.95         | Yangzhou                | 24 Apr 11        |
| Wu20                               | 67:57                  | Abebu Gelan   | ETH        | 18.1.90         | R'as Al Khaimah         | 20 Feb 09        |
| Wo35                               | 65:13                  | Mary Keitany  | KEN        | 18.1.82         | R'as Al Khaimah         | 10 Feb 17        |
| Wo40                               | 69:37                  | Deena Kastor  | USA        | 14.2.73         | Philadelphia            | 21 Sep 14        |
| <b>25,000 Metres</b>               |                        |   |            |                 |                         |                  |
| <b>IAAF, AFR, Com</b>              | <b>1:27:05.9</b>       | <b>Tegla Loroupe</b>  | <b>KEN</b> | <b>9.5.73</b>   | <b>Mengerskirchen</b>   | <b>21 Sep 02</b> |
|                                    |                        | <i>Pace – 5000m: 17:36.74; 15,000m 52:46.48</i>   |            |                 |                         |                  |
| EUR                                | 1:28:22.6              | Helena Javornik   | SLO        | 26.3.66         | Maribor                 | 19 Jul 06        |
| ASI                                | 1:33:53.4+             | Tamaki Okuno  | JPN        | 6.1.75          | Tokyo                   | 10 Oct 96        |
| NAM <sub>MX</sub>                  | 1:41:21+#              | Ann Trason  | USA        | 30.8.60         | Santa Rosa              | 18 Mar 95        |
| WO                                 | 1:44:06                | Maxine Johnson  | USA        |                 | Brookings               | 3 Oct 82         |
| SAM <sub>MX</sub>                  | 1:46:12+#              | Maria Venâncio  | BRA        | 2.5.58          | São Paulo               | 21 Jul 00        |
| OCE                                | 1:53:28+               | Linda Meadows   | AUS        | 10.3.59         | Burwood                 | 18 Jun 94        |
| CAC                                | 2:15:44                | Sylvia Andonie  | MEX        | 7.10.55         | Nantes                  | 28 Sep 96        |
| <b>25 Kilometres Road</b>          |                        |   |            |                 |                         |                  |
| W <sub>wo</sub>                    | 1:19:43a+              | Mary Keitany  | KEN        | 18.1.82         | London                  | 23 Apr 17        |
|                                    |                        | <i>Pace – 5Km: 15:31; 10Km: 31:17; 15Km: 47:15; 20Km: 63:26.</i>                              |            |                 |                         |                  |
|                                    |                        | <i>(Half Marathon 66:54; 30Km: 1:36:05; 35Km: 1:52:39; 35Km: 2:09:38; Marathon: 2:17:01)</i>  |            |                 |                         |                  |
| <b>IAAF<sub>MX</sub>, AFR, Com</b> | <b>1:19:53</b>         | <b>Mary Keitany</b>   | <b>KEN</b> | <b>18.1.82</b>  | <b>Berlin</b>           | <b>9 May 10</b>  |
|                                    |                        | <i>Pace – 5Km: 15:58; 10Km: 31:58; 15Km: 47:48; Half Marathon: 67:40</i>                      |            |                 |                         |                  |
| EUR                                | 1:20:36a+#             | Paula Radcliffe   | GBR        | 17.12.73        | London                  | 13 Apr 03        |
|                                    | 1:21:31+X#             | Constantina Tomescu-Diță  | ROU        | 23.1.70         | Chicago                 | 22 Oct 06        |
| <b>IAAF<sub>wo</sub>, EUR</b>      | <b>1:22:47+</b>        | <b>Paula Radcliffe</b>  | <b>GBR</b> | <b>17.12.73</b> | <b>Helsinki</b>         | <b>14 Aug 05</b> |
|                                    |                        | <i>Pace – 5Km: 16:47; 10K: 33:23; 15Km: 49:53; 20Km: 66:16</i>                                |            |                 |                         |                  |
|                                    |                        | <i>(Half Marathon: 69:49; 30Km: 1:39:22; 35Km: 1:56:14; 40Km: 2:13:22; Marathon: 2:20:57)</i> |            |                 |                         |                  |
| NAM <sub>MX</sub>                  | 1:21:57+#              | Deena Kastor  | USA        | 14.2.73         | Chicago                 | 9 Oct 05         |
|                                    | 1:22:36+               | Shalane Flanagan  | USA        | 8.7.81          | Berlin                  | 28 Sep 14        |
| WO                                 | 1:24:36                | Janet Bawcom  | USA        | 22.8.78         | Grand Rapids            | 12 May 12        |
| ASI                                | 1:22:08a+#             | Naoko Takahashi   | JPN        | 6.5.72          | Bangkok                 | 6 Dec 98         |
|                                    | 1:22:13+               | Mizuki Noguchi  | JPN        | 3.7.78          | Berlin                  | 25 Sep 05        |
| OCE                                | 1:23:25+               | Benita Willis/Johnson   | AUS        | 6.5.79          | Chicago                 | 22 Oct 06        |
| CAC                                | 1:23:26+               | Madai Pérez   | MEX        | 2.2.80          | Chicago                 | 22 Oct 06        |

| EVENT   | MARK      | NAME                      |     |         | VENUE        | DATE      |
|---|-----------|---------------------------|-----|---------|--------------|-----------|
| SAM   | 1:25:03a+ | Yolanda Caballero         | COL | 19.3.82 | Boston       | 18 Apr 11 |
|   | 1:25:57+  | Gladys Tejada             | PER | 30.9.85 | Rotterdam    | 12 Apr 15 |
| <i>Age records &amp; best performances</i>                    |           |                           |     |         |              |           |
| Wu20  | 1:30:40   | Taussi Juma               | TAN | 1.6.83  | Berlin       | 30 Apr 00 |
| Wo35, Wo40  | 1:25:15   | Colleen De Reuck (ex-RSA) | USA | 16.4.64 | Grand Rapids | 4 May 05  |
| <i>Doping-disqualified performance:</i>                       |           |                           |     |         |              |           |
| (Wo40) 1:24:16+ Mariya Kononova RUS (14.8.74) Nagoya 8 Mar 15 |           |                           |     |         |              |           |

**30,000 Metres**

|  |                  |                      |            |               |                 |                 |
|--|------------------|----------------------|------------|---------------|-----------------|-----------------|
| <b>IAAF, AFR, Com</b>                          | <b>1:45:50.0</b> | <b>Tegla Loroupe</b> | <b>KEN</b> | <b>9.5.73</b> | <b>Warstein</b> | <b>6 Jun 03</b> |
| <i>Pace – 10,000m: 35:11; 20,000m: 1:10:41</i> |                  |                      |            |               |                 |                 |
| EUR  | 1:47:05.6        | Karolina Szabó       | HUN        | 17.11.61      | Budapest        | 22 Apr 88       |
| ASI  | 1:53:03.6        | Tamaki Okuno         | JPN        | 6.1.75        | Tokyo           | 10 Oct 96       |
| NAM <sub>MX</sub>                              | 2:00:40+#        | Ann Trason           | USA        | 30.8.60       | Santa Rosa      | 18 Mar 95       |
|  | 2:09:23          | Teri Gerber          | USA        |               | Oxnard          | 13 Jul 86       |
| SAM <sub>MX</sub>                              | 2:06:58#         | Maria Venâncio       | BRA        | 2.5.58        | São Paulo       | 21 Jul 00       |
| OCE  | 2:15:24+         | Linda Meadows        | AUS        | 10.3.59       | Burwood         | 18 Jun 94       |
| CAC  | 2:41:27          | Silvia Andonie       | MEX        | 7.10.55       | Nantes          | 28 Sep 96       |

**30 Kilometres Road**

*London course classified as downhill to 30Km up to 2004, but okay from 2005*

|   |                         |                       |            |                |               |                  |
|---|-------------------------|-----------------------|------------|----------------|---------------|------------------|
| <b>IAAFwo, AFR, Com</b>   | <b>1:36:05+</b>         | <b>Mary Keitany</b>   | <b>KEN</b> | <b>18.1.82</b> | <b>London</b> | <b>23 Apr 17</b> |
| Wo35  |                         |                       |            |                |               |                  |
| <i>Pace – 5Km: 15:31; 10Km: 31:17; 15Km: 47:15; 20Km: 63:26; Half Marathon 66:54; 25Km: 1:19:43. (35Km: 1:52:39; 40Km: 2:09:38; Marathon: 2:17:01)</i>  |                         |                       |            |                |               |                  |
| EUR   | 1:36:36a+#              | Paula Radcliffe       | GBR/ENG    | 17.12.73       | London        | 13 Apr 03        |
|   | 1:37:27+ <sup>2</sup> # | Paula Radcliffe       | GBR        | 17.12.73       | London        | 17 Apr 05        |
|   | 1:39:22+                | Paula Radcliffe       | GBR        | 17.12.73       | Helsinki      | 14 Aug 05        |
| <b>IAAF<sub>MX</sub></b>  | 1:38:19+ <sup>a</sup>   | Valary Aiyabei        | KEN        | 8.6.91         | Praha         | 7 May 17         |
| <i>Pace – 5Km: 16:13; 10Km: 32:18; 15Km: 48:27; 20Km: 64:50; Half Marathon 68:24; 25Km: 1:21:22. (35Km: 1:55:51; 40Km: 2:13:58; Marathon: 2:21:57)</i>  |                         |                       |            |                |               |                  |
| NAM <sub>MX</sub>   | 1:38:29+#               | Deena Kastor          | USA        | 14.2.73        | Chicago       | 9 Oct 05         |
|   | 1:39:08+                | Deena Kastor          | USA        | 14.2.73        | London        | 23 Apr 06        |
| WO  | 1:45:42a+               | Magdalena Lewy-Boulet | USA        | 1.8.73         | Boston        | 20 Apr 08        |
| <b>IAAF<sub>MX</sub>, ASI</b>   | <b>1:38:49+</b>         | <b>Mizuki Noguchi</b> | <b>JPN</b> | <b>3.7.78</b>  | <b>Berlin</b> | <b>25 Sep 05</b> |
| <i>Pace – 5Km: 16:24; 10Km: 32:53; 15Km: 49:22; 20Km: 65:43; Half Marathon: 69:19; 25Km: 1:22:13. (35Km: 1:55:19; 40Km: 2:11:53; Marathon: 2:19:12)</i> |                         |                       |            |                |               |                  |
| CAC   | 1:40:12+                | Madai Pérez           | MEX        | 2.2.80         | Chicago       | 22 Oct 06        |
| OCE   | 1:40:12+                | Benita Willis/Johnson | AUS        | 6.5.79         | Chicago       | 22 Oct 06        |
| SAM   | 1:42:28a+               | Yolanda Caballero     | COL        | 19.3.82        | Boston        | 18 Apr 11        |
|   | 1:43:30+                | Ines Melchor          | PER        | 30.8.86        | Berlin        | 28 Sep 14        |
| <i>Age best performances</i>  |                         |                       |            |                |               |                  |
| Wu20  | 1:38:47+ <sup>2</sup>   | Shure Demise          | ETH        | 21.1.96        | Dubai         | 23 Jan 15        |
| Wo40  | 1:42:09+                | Lucy Karimi           | KEN        | 24.2.75        | Rotterdam     | 9 Apr 17         |
| <i>Doping-disqualified performances:</i>  |                         |                       |            |                |               |                  |
| (Wo40) 1:41:10+ Mariya Kononova RUS (14.8.74) Nagoya 8 Mar 15   |                         |                       |            |                |               |                  |
| (EUR officially timed) 1:38:23+ Liliya Shobukhova RUS (13.11.77) Chicago 9 Oct 11   |                         |                       |            |                |               |                  |

**Marathon**

|  |                |                        |                |                 |                |                  |
|--|----------------|------------------------|----------------|-----------------|----------------|------------------|
| <b>IAAF<sub>MX</sub>, EUR, Com</b>   | <b>2:15:25</b> | <b>Paula Radcliffe</b> | <b>GBR/ENG</b> | <b>17.12.73</b> | <b>London</b>  | <b>13 Apr 03</b> |
| <i>Pace – 5Km: 15:48; 10Km: 32:01; 15Km: 48:15; 20Km: 64:38; Half Marathon: 68:02; 25Km: 1:20:36; 30Km: 1:36:36; 35Km: 1:52:33; 40K: 2:08:29. Extended time: 2:15:24.6</i> |                |                        |                |                 |                |                  |
| <b>IAAFwo, AFR</b>   | <b>2:17:01</b> | <b>Mary Keitany</b>    | <b>KEN</b>     | <b>18.1.82</b>  | <b>London</b>  | <b>23 Apr 17</b> |
| <i>Pace – 5Km: 15:31; 10Km: 31:17; 15Km: 47:15; 20Km: 63:26; Half Marathon 66:54; 25Km: 1:19:43; 30Km: 1:36:05; 35Km: 1:52:39; 40Km: 2:09:38</i>                           |                |                        |                |                 |                |                  |
| EUR#   | 2:17:42        | Paula Radcliffe        | GBR            | 17.12.73        | London         | 17 Apr 05        |
| ASI  | 2:19:12        | Mizuki Noguchi         | JPN            | 3.7.78          | Berlin         | 25 Sep 05        |
| NAM <sub>MX</sub>  | 2:19:36        | Deena Kastor           | USA            | 4.2.73          | London         | 23 Apr 06        |
| WO   | 2:25:26        | Shalane Flanagan       | USA            | 8.7.81          | Río de Janeiro | 14 Aug 16        |
| OCE  | 2:22:36        | Benita Willis/Johnson  | AUS            | 6.5.79          | Chicago        | 22 Oct 06        |
| CAC  | 2:22:59        | Madai Pérez            | MEX            | 2.2.80          | Chicago        | 22 Oct 06        |
| SAM  | 2:26:17a       | Yolanda Caballero      | COL            | 19.3.82         | Boston         | 18 Apr 11        |
|  | 2:26:48        | Ines Melchor           | PER            | 30.8.86         | Berlin         | 28 Sep 14        |
| <i>Age best performances</i>   |                |                        |                |                 |                |                  |
| Wu18   | 2:25:15        | Sun Weiwei             | CHN            | 13.1.85         | Beijing        | 20 Oct 02        |
| Wu20   | 2:20:59        | Shure Demise           | ETH            | 21.1.96         | Dubai          | 23 Jan 15        |
| Wo35   | 2:19:19        | Irina Mikitenko        | GER            | 23.8.72         | Berlin         | 28 Sep 08        |
| Wo40   | 2:24:54        | Irina Mikitenko        | GER            | 23.8.72         | Berlin         | 29 Sep 13        |
| <i>Doping-disqualified performance:</i>  |                |                        |                |                 |                |                  |
| (Wo40) 2:22:27 Mariya Kononova RUS (14.8.74) Nagoya 8 Mar 15   |                |                        |                |                 |                |                  |

| EVENT  | MARK                 | NAME  | COUNTRY  | BORN            | VENUE                      | DATE                |                  |
|--|----------------------|---|--|-----------------|----------------------------|---------------------|------------------|
| <b>100 Kilometres</b> (All mixed)  |                      |   |  |                 |                            |                     |                  |
| <b>IAAF, ASI</b>   | <b>6:33:11</b>       | <b>Tomoe Abe</b>  | <b>JPN</b>   | <b>13.8.71</b>  | <b>Yubetsu</b>             | <b>25 Jun 00</b>    |                  |
| NAM  | 7:00:48              | Ann Trason  | USA  | 30.8.60         | Winschoten                 | 16 Sep 95           |                  |
| EUR  | 7:10:32              | Tatyana Zhyrkova  | RUS  | 12.12.68        | Winschoten                 | 11 Sep 04           |                  |
| SAM  | 7:20:22#             | Maria Venâncio  | BRA  | 2.5.78          | Cubatão                    | 8 Aug 98            |                  |
| AFR  | 7:31:47              | Helena Joubert  | RSA  | 27.3.60         | Winschoten                 | 16 Sep 95           |                  |
| OCE  | 7:34:25              | Kristin Bull  | AUS  | 2.8.81          | Los Alcázares              | 27 Nov 16           |                  |
| CAC  | 8:33:43              | Marina Valencia   | MEX  | 3.8.78          | Monterrey                  | 14 Oct 07           |                  |
| wo   |                      | Not established   |  |                 |                            |                     |                  |
| <i>Age best performances</i>   |                      |   |  |                 |                            |                     |                  |
| Wo35   | 7:00:27              | Norimi Sakurai  | JPN  | 20.4.71         | Winschoten                 | 8 Sep 07            |                  |
| Wo40   | 7:20:22              | Maria Venâncio  | BRA  | 2.5.58          | Cubatão                    | 8 Aug 98            |                  |
| <b>3000 Metres Steeplechase</b> (Hurdles of 76.2cm/2'6")                             |                      |   |  |                 |                            |                     |                  |
| <b>IAAF, ASI</b>   | <b>8:52.78</b>       | <b>Ruth Jebet (ex-KEN)</b>  | <b>BRN</b>   | <b>17.11.96</b> | <b>Paris (Saint-Denis)</b> | <b>27 Aug 16</b>    |                  |
|  |                      | <i>Pace – 1000m: 2:56.36; 2000m: 5:54.16. Bell: 7:43.27, 69.51 last lap (inside jump)</i> |  |                 |                            |                     |                  |
| AFR, Com, <b>IAAF-u20</b>  | 8:58.78 <sup>a</sup> | Celliphine Chespol  | KEN  | 23.3.99         | Eugene                     | 26 May 17           |                  |
|  | <b>9:20.37</b>       | <b>Birtukan Adamu</b>   | <b>ETH</b>   | <b>29.4.92</b>  | <b>Roma</b>                | <b>26 May 11</b>    |                  |
| EUR  | 8:58.81              | Gulnara Samitova-Galkina  | RUS  | 9.7.78          | Beijing                    | 17 Aug 08           |                  |
| NAM  | 9:07.63              | Emma Coburn   | USA  | 19.10.90        | Río de Janeiro             | 15 Aug 16           |                  |
| OCE  | 9:14.28              | Genevieve LaCaze  | AUS  | 4.8.89          | Paris (Saint-Denis)        | 27 Aug 16           |                  |
| CAC  | 9:19.29              | Aisha Praught Leer (ex-USA)   | JAM  | 14.12.89        | Doha                       | 5 May 17            |                  |
| SAM  | 9:38.63              | Juliana Paula dos Santos  | BRA  | 12.7.83         | Praha                      | 6 Jun 16            |                  |
| <i>Age records &amp; best performances</i>   |                      |   |  |                 |                            |                     |                  |
| Wu18   | 9:24.73              | Celliphine Chespol  | KEN  | 23.3.99         | Shanghai                   | 14 May 16           |                  |
| Wo35   | 9:24.26              | Marta Domínguez   | ESP  | 3.11.75         | Huelva                     | 7 Jun 12            |                  |
| Wo40   | 10:00.75             | Minori Hayakari   | JPN  | 29.11.72        | Kumagaya                   | 22 Sep 13           |                  |
| <b>100 Metres Hurdles</b> (Seniors & Under-20s: 83.8cm/2'9"; Under-18s: 76.2cm/2'6") |                      |   |  |                 |                            |                     |                  |
| <b>IAAF, NAM</b>   | <b>12.20</b>         | <b>0.3</b>  | <b>Kenji Harrison</b> (12.194, reaction 0.149)                                 | <b>USA</b>      | <b>18.9.92</b>             | <b>London</b>       | <b>22 Jul 16</b> |
| EUR  | 12.21                | 0.7   | Yordanka Donkova   | BUL             | 28.9.61                    | Stara Zagora        | 20 Aug 88        |
| OCE, Com   | 12.28                | 1.1   | Sally Pearson  | AUS             | 19.9.86                    | Daegu               | 3 Sep 11         |
| ASI  | 12.44                | -0.8  | Olga Shishigina  | KAZ             | 23.12.68                   | Luzern              | 27 Jun 95        |
| AFR  | 12.44                | 0.4   | Glory Alozie (later ESP)   | NGR             | 30.12.77                   | Monaco              | 8 Aug 98         |
|  | 12.44                | 0.0   | Glory Alozie (later ESP)   | NGR             | 30.12.77                   | Bruxelles           | 28 Aug 98        |
|  | 12.44                | 0.7   | Glory Alozie (later ESP)   | NGR             | 30.12.77                   | Sevilla             | 28 Aug 99        |
| CAC  | 12.45                | 1.4   | Brigitte Foster  | JAM             | 7.11.74                    | Eugene              | 24 May 03        |
| SAM  | 12.67#               | 1.5   | Yvette Lewis (ex-USA)  | PAN             | 16.3.85                    | Lahti               | 17 Jul 13        |
|  | 12.71                | 0.1   | Maurren Maggi  | BRA             | 25.6.76                    | Manaus              | 19 May 01        |
| <i>Age records &amp; best performances</i>   |                      |   |  |                 |                            |                     |                  |
| Wu18 (76.2cm)  | 12.94                | 0.0   | Yanique Thompson   | JAM             | 12.3.96                    | Donetsk             | 11 Jul 13        |
| (83.8cm)   | 12.84                | 1.2   | Tia Jones  | USA             | 8.9.00                     | Clovis              | 25 Jun 16        |
| Wu20   | 12.74#               | 1.7   | Dior Hall  | USA             | 2.1.96                     | Eugene              | 13 Jun 15        |
| <b>IAAF-u20</b>  | 12.83A <sup>a</sup>  | 0.4   | Tobi Amusan  | NGR             | 23.4.97                    | El Paso             | 30 Apr 16        |
|  | <b>12.84</b>         | <b>1.5</b>  | <b>Aliuska López</b>   | <b>CUB</b>      | <b>29.8.69</b>             | <b>Zagreb</b>       | <b>16 Jul 87</b> |
| Wo35   | 12.40                | 1.2   | Gail Devers  | USA             | 19.11.66                   | Lausanne            | 2 Jul 02         |
| Wo40   | 13.20                | 0.8   | Patricia Girard  | GBR             | 8.4.68                     | Paris               | 14 Jul 08        |
| <b>400 Metres Hurdles</b> (Seniors, Juniors & Under-18s: 76.2cm/2'6")                |                      |   |  |                 |                            |                     |                  |
| <b>IAAF, EUR</b>   | <b>52.34</b>         |   | <b>Yuliya Nosova/Pechonkina</b>  | <b>RUS</b>      | <b>21.4.78</b>             | <b>Tula</b>         | <b>8 Aug 03</b>  |
| CAC, Com   | 52.42                |   | Melaine Walker   | JAM             | 1.1.83                     | Berlin              | 20 Aug 09        |
| NAM  | 52.47                |   | Lashinda Demus   | USA             | 10.3.83                    | Daegu               | 1 Sep 11         |
| AFR  | 52.90                |   | Nezha Bidouane   | MAR             | 18.9.69                    | Sevilla             | 25 Aug 99        |
| OCE  | 53.17                |   | Debbie Flintoff-King   | AUS             | 20.4.60                    | Seoul               | 28 Sep 88        |
| ASI  | 53.96                |   | Han Qing   | CHN             | 4.3.70                     | Beijing             | 9 Sep 93         |
|  | 53.96                |   | Song Yinglan   | CHN             | 14.9.75                    | Guangzhou           | 22 Nov 01        |
| SAM  | 55.76                |   | Gianna Woodruff  | PAN             | 18.11.93                   | Tucson              | 20 May 17        |
| <i>Age records &amp; best performances</i>   |                      |   |  |                 |                            |                     |                  |
| <b>IAAF-u20</b>  | 53.82 <sup>a</sup>   |   | Sydney McLaughlin  | USA             | 7.8.99                     | Sacramento          | 25 Jun 17        |
| <b>IAAF-u20, Wu18</b>  | <b>54.15</b>         |   | <b>Sydney McLaughlin</b>   | <b>USA</b>      | <b>7.8.99</b>              | <b>Eugene</b>       | <b>10 Jul 16</b> |
| Wo35   | 52.94                |   | Marina Stepanova   | URS/RUS         | 1.5.50                     | Tashkent            | 17 Sep 86        |
| Wo40   | 58.3                 |   | Gowry Retchakan  | GBR             | 21.6.60                    | Hoo                 | 3 Sep 00         |
|  | 58.35                |   | Barbara Gähling  | GER             | 20.1.65                    | Erfurt              | 21 Jul 07        |
| <b>High Jump</b>   |                      |   |  |                 |                            |                     |                  |
| <b>IAAF, EUR</b>   | <b>2.09</b>          |   | <b>Stefka Kostadinova</b>  | <b>BUL</b>      | <b>25.3.65</b>             | <b>Roma</b>         | <b>30 Aug 87</b> |
|  |                      |   | <i>Series – 1.85-1, 1.90-1, 1.96-1, 1.99-1, 2.02-1, 2.04-3, 2.06-2, 2.09-2</i> |                 |                            |                     |                  |
| AFR, Com   | 2.06                 |   | Hestrie Cloete   | RSA             | 26.8.78                    | Paris (Saint-Denis) | 31 Aug 03        |
| NAM  | 2.05                 |   | Chaunté Howard/Lowe  | USA             | 12.1.84                    | Des Moines          | 26 Jun 10        |



| EVENT                                      | MARK         | NAME  | COUNTRY        | BORN            | VENUE                  | DATE             |
|--|--------------|---|----------------|-----------------|------------------------|------------------|
| CAC  | 2.04         | Silvia Costa  | CUB            | 4.5.64          | Barcelona              | 9 Sep 89         |
| ASI  | 1.99         | Marina Aitova   | KAZ            | 13.9.82         | Athina                 | 13 Jul 09        |
| OCE  | 1.98         | Vanessa Ward  | AUS            | 5.1.63          | Perth                  | 12 Feb 89        |
|  | 1.98         | Alison Inverarity   | AUS            | 12.8.70         | Ingolstadt             | 17 Jul 94        |
| SAM  | 1.96         | Solange Witteveen   | ARG            | 6.2.76          | Oristano               | 8 Sep 97         |
| <i>Age records &amp; best performances</i> |              |   |                |                 |                        |                  |
| Wu18                                       | 1.96A†       | Charmaine Gale  | RSA            | 27.2.64         | Bloemfontein           | 4 Apr 81         |
|  | 1.96         | Olga Turchak  | KAZ            | 5.3.67          | Donetsk                | 7 Sep 84         |
|  | 1.96         | Eleanor Patterson   | AUS            | 22.5.96         | Townsville             | 7 Dec 13         |
|  | 1.96         | Vashti Cunningham   | USA            | 18.1.98         | Edmonton               | 1 Aug 15         |
| <b>IAAF-u20</b>                            | <b>2.01</b>  | <b>Olga Turchak</b>   | <b>KAZ</b>     | <b>5.3.67</b>   | <b>Moskva</b>          | <b>7 Jul 86</b>  |
|  | <b>2.01</b>  | <b>Heike Balck</b>  | <b>GDR</b>     | <b>19.8.70</b>  | <b>Karl-Marx-Stadt</b> | <b>18 Jun 89</b> |
| Wo35                                       | 2.01         | Inga Babakova   | UKR            | 27.6.67         | Oslo                   | 27 Jun 03        |
|  | 2.01         | Ruth Beitia   | ESP            | 1.4.79          | Zürich                 | 17 Aug 14        |
| Wo40                                       | 1.94i        | Venelina Veneva-Mateeva   | BUL            | 13.6.74         | Zobrich                | 15 Feb 15        |
|  | 1.94i        | Venelina Veneva-Mateeva   | BUL            | 13.6.74         | Praha                  | 6 Mar 15         |
|  | 1.90         | Venelina Veneva-Mateeva   | BUL            | 13.6.74         | Plovdiv                | 12 Jul 14        |
|  | 1.90         | Venelina Veneva-Mateeva   | BUL            | 13.6.74         | Pitești                | 27 Jul 14        |
| <b>Pole Vault</b>                          |              |   |                |                 |                        |                  |
| <b>IAAF, EUR</b>                           | <b>5.06</b>  | <b>Yelena Isinbaeva</b>   | <b>RUS</b>     | <b>3.6.82</b>   | <b>Zürich</b>          | <b>28 Aug 09</b> |
|  |              | <i>Series – 4.71-1, 4.81-1, 5.06-1</i>                                  |                |                 |                        |                  |
| NAM  | 5.03i#       | Jennifer Suhr   | USA            | 5.2.82          | Brockport              | 30 Jan 16        |
|  | 5.00         | Sandi Morris  | USA            | 8.7.92          | Bruxelles              | 9 Sep 16         |
| CAC  | 4.91         | Yarisley Silva  | CUB            | 1.6.87          | Beckum                 | 2 Aug 15         |
| Com  | 4.87i        | Holly Bleasdale/Bradshaw  | GBR/ENG        | 2.11.91         | Villeurbanne           | 21 Jan 12        |
| SAM, Wo35                                  | 4.87         | Fabiana Murer   | BRA            | 16.3.81         | São Bernardo do Campo  | 3 Jul 16         |
| OCE, Com (Outdoor best)                    | 4.82         | Eliza McCartney   | NZL            | 11.12.96        | Auckland               | 26 Feb 17        |
| ASI  | 4.70i#       | Li Ling   | CHN            | 6.7.89          | Doha                   | 19 Feb 16        |
|  | 4.66         | Li Ling   | CHN            | 6.7.89          | Wuhan                  | 6 Jun 15         |
| AFR  | 4.42         | Elmarie Gerryts   | RSA            | 25.8.72         | Wesel                  | 12 Jun 00        |
| <i>Age records &amp; best performances</i> |              |   |                |                 |                        |                  |
| Wu18                                       | 4.50         | Lisa Gunnarsson   | SWE            | 20 Aug 99       | Pézenas                | 28 May 16        |
|  | 4.50         | Lisa Gunnarsson   | SWE            | 20 Aug 99       | Angers                 | 25 Jun 16        |
| <b>IAAF-u20</b>                            | <b>4.71i</b> | <b>Wilma Murto</b>  | <b>FIN</b>     | <b>11.6.98</b>  | <b>Zweibrücken</b>     | <b>31 Jan 16</b> |
| Wu20 (Outdoor best)                        | 4.64         | Eliza McCartney   | NZL            | 11.12.96        | Auckland               | 19 Dec 15        |
| Wo40                                       | 4.11         | Doris Auer  | AUT            | 10.5.71         | Wien                   | 5 Jul 11         |
| <b>Long Jump</b>                           |              |   |                |                 |                        |                  |
| <b>IAAF, EUR</b>                           | <b>7.52</b>  | <b>Galina Chistyakova</b>   | <b>URS/RUS</b> | <b>26.7.62</b>  | <b>Leningrad</b>       | <b>11 Jun 88</b> |
|  |              | <i>Series – 7.21/0.9, 7.38w/2.2, 7.21/1.8, 7.45/1.0, foul, 7.52/1.4</i> |                |                 |                        |                  |
| NAM  | 7.49         | Jackie Joyner-Kersey  | USA            | 3.3.62          | New York               | 22 May 94        |
|  | 7.49A        | Jackie Joyner-Kersey  | USA            | 3.3.62          | Sestriere              | 31 Jul 94        |
| SAM  | 7.26A        | Maurren Maggi   | BRA            | 25.6.76         | Bogotá                 | 26 Jun 99        |
| CAC, Com                                   | 7.16A        | Elva Goulbourne   | JAM            | 21.1.80         | Ciudad de México       | 22 May 04        |
| AFR  | 7.12         | Chioma Ajunwa   | NGR            | 25.12.70        | Atlanta                | 1 Aug 96         |
| OCE  | 7.05         | Brooke Stratton   | AUS            | 21.7.93         | Perth                  | 12 Mar 16        |
| ASI  | 7.01         | Yao Weili   | CHN            | 6.5.68          | Jinan                  | 5 Jun 93         |
| <i>Age records &amp; best performances</i> |              |   |                |                 |                        |                  |
| Wu18                                       | 6.91         | Heike Daute/Drechsler   | GDR            | 16.12.64        | Jena                   | 9 Aug 81         |
| <b>IAAF-u20</b>                            | <b>7.14</b>  | <b>Heike Daute/Drechsler</b>  | <b>GDR</b>     | <b>16.12.64</b> | <b>Bratislava</b>      | <b>4 Jun 83</b>  |
| Wo35                                       | 6.99         | Heike Drechsler   | GER            | 16.12.64        | Sydney                 | 29 Sep 00        |
| Wo40                                       | 6.72         | Tatyana Ter-Mesrobyan   | RUS            | 12.5.68         | Sankt-Peterburg        | 1 Jun 09         |
| <b>Triple Jump</b>                         |              |   |                |                 |                        |                  |
| <b>IAAF, EUR</b>                           | <b>15.50</b> | <b>Inessa Kravets</b>   | <b>UKR</b>     | <b>5.10.66</b>  | <b>Göteborg</b>        | <b>10 Aug 95</b> |
|  |              | <i>Series – foul, foul 15.50/0.9, foul, pass, 14.55/1.1</i>             |                |                 |                        |                  |
| AFR, Com                                   | 15.39        | Françoise Mbango  | CMR            | 14.4.76         | Beijing                | 17 Aug 08        |
| SAM  | 15.31        | Caterine Ibargüen   | COL            | 12.2.84         | Monaco                 | 18 Jul 14        |
| CAC  | 15.29        | Yamilé Aldama (now GBR)   | CUB            | 14.8.72         | Roma                   | 11 Jul 03        |
| ASI  | 15.25        | Olga Rypakova   | KAZ            | 30.11.84        | Split                  | 4 Sep 10         |
| NAM  | 14.71        | Keturah Orji  | USA            | 5.3.96          | Río de Janiero         | 14 Aug 16        |
| OCE  | 14.04        | Nicole Mladenis   | AUS            | 22.9.75         | Hobart                 | 9 Mar 02         |
|  | 14.04        | Nicole Mladenis   | AUS            | 22.9.75         | Perth                  | 7 Dec 03         |
| <i>Age records &amp; best performances</i> |              |   |                |                 |                        |                  |
| Wu18                                       | 14.57        | Huang Qiuyan  | CHN            | 25.1.80         | Shanghai               | 19 Oct 97        |
| <b>IAAF-u20</b>                            | <b>14.62</b> | <b>Tereza Marinova</b>  | <b>BUL</b>     | <b>5.9.77</b>   | <b>Sydney</b>          | <b>25 Aug 96</b> |
| Wo35                                       | 14.82i       | Yamilé Aldama (ex-CUB/SUD)  | GBR            | 14.8.72         | Istanbul               | 10 Mar 12        |
|  | 14.68        | Tatyana Lebedeva  | RUS            | 21.7.76         | Cheboksary             | 3 Jul 12         |
| Wo40                                       | 14.06        | Yamilé Aldama (ex-CUB/SUD)  | GBR            | 14.8.72         | Eugene                 | 1 Jun 13         |

| EVENT   | MARK               | Wind | NAME  | COUNTRY        | BORN           | VENUE                 | DATE             |
|---|--------------------|------|---|----------------|----------------|-----------------------|------------------|
| <b>Shot Put</b> (Seniors & Under-20s: 4Kg; Under-18s: 3Kg)        |                    |      |   |                |                |                       |                  |
| <b>IAAF, EUR</b>  | <b>22.63</b>       |      | <b>Natalya Lisovskaya</b>   | <b>URS/RUS</b> | <b>16.7.62</b> | <b>Moskva</b>         | <b>7 Jun 87</b>  |
|   |                    |      | <i>Series – 22.60, 21.51, 21.28, 22.63, pass, 20.63</i>   |                |                |                       |                  |
| ASI   | 21.76              |      | Li Meisu  | CHN            | 17.4.59        | Shijiazhuang          | 23 Apr 88        |
| OCE, Com  | 21.24              |      | Valerie Adams   | NZL            | 6.10.84        | Daegu                 | 29 Aug 11        |
| CAC   | 20.96A             |      | Belsy Laza  | CUB            | 5.6.67         | Ciudad de México      | 2 May 92         |
| NAM   | 20.63              |      | Michelle Carter   | USA            | 12.10.85       | Río de Janiero        | 12 Aug 16        |
| SAM   | 19.30A             |      | Elisângela Adriano  | BRA            | 27.7.72        | Tunja                 | 14 Jul 01        |
| AFR   | 18.43              |      | Vivian Chukwuemeka  | NGR            | 4.3.75         | Walnut                | 19 Apr 03        |
| <i>Age records &amp; best performances</i>                        |                    |      |   |                |                |                       |                  |
| Wu18 (3Kg)  | 20.52              |      | Corrie de Bruin   | NED            | 26.10.76       | Assen                 | 13 Jun 93        |
| (4Kg)   | 19.08              |      | Ilke Wyludda  | GER            | 28.3.69        | Karl-Marx-Stadt       | 9 Aug 86         |
| <b>IAAF-u20</b>   | <b>20.54</b>       |      | <b>Astrid Kumbernuss</b>  | <b>GDR</b>     | <b>5.2.70</b>  | <b>Orimattila</b>     | <b>1 Jul 89</b>  |
| Wo35  | 21.47i             |      | Helena Fibingerová  | CZE            | 13.7.49        | Jablonec              | 9 Feb 85         |
|   | 21.46              |      | Larisa Peleshenko   | RUS            | 29.2.64        | Moskva                | 26 Aug 00        |
| Wo40  | 19.16i             |      | Antonina Ivanova  | URS/RUS        | 25.12.32       | Moskva                | 24 Feb 74        |
|   | 19.05              |      | Antonina Ivanova  | URS/RUS        | 25.12.32       | Oryol                 | 28 Aug 73        |
| <b>Discus Throw</b> (1Kg)   |                    |      |   |                |                |                       |                  |
| <b>IAAF, EUR</b>  | <b>76.80</b>       |      | <b>Gabriele Reinsch</b>   | <b>GDR</b>     | <b>23.9.63</b> | <b>Neubrandenburg</b> | <b>9 Jul 88</b>  |
|   |                    |      | <i>Series – 76.80, 73.10, foul, 70.56, 70.06, 71.98</i>   |                |                |                       |                  |
| ASI   | 71.68              |      | Xiao Yanling  | CHN            | 27.3.68        | Beijing               | 14 Mar 92        |
| CAC   | 70.88              |      | Hilda Ramos   | CUB            | 1.9.64         | La Habana             | 8 May 92         |
| NAM   | 69.17              |      | Gia Lewis-Smallwood   | USA            | 1.4.79         | Angers                | 30 Aug 14        |
| OCE, Com  | 68.72              |      | Daniela Costian (ex-ROU)  | AUS            | 30.4.65        | Auckland              | 22 Jan 94        |
| AFR   | 64.87              |      | Elizna Naude  | RSA            | 14.9.78        | Stellenbosch          | 2 Mar 07         |
| SAM   | 64.21              |      | Andressa de Morais  | BRA            | 21.12.90       | Barquisimeto          | 10 Jun 12        |
| <i>Age records &amp; best performances</i>                        |                    |      |   |                |                |                       |                  |
| Wu18  | 65.86              |      | Ilke Wyludda  | GDR            | 28.3.69        | Neubrandenburg        | 1 Aug 86         |
| <b>IAAF-u20</b>   | <b>74.40</b>       |      | <b>Ilke Wyludda</b>   | <b>GDR</b>     | <b>28.3.69</b> | <b>Berlin</b>         | <b>13 Sep 88</b> |
| Wo35  | 69.60              |      | Faina Melnik  | URS/RUS        | 9.6.45         | Donetsk               | 9 Sep 80         |
| Wo40  | 67.89              |      | Irina Yatchenko   | BLR            | 31.10.65       | Staiki                | 29 Jun 08        |
| <b>Hammer Throw</b> (Seniors & Under-20s: 4Kg; Under-18s: 3Kg)    |                    |      |   |                |                |                       |                  |
| <b>IAAF, EUR</b>  | <b>82.98</b>       |      | <b>Anita Włodarczyk</b>   | <b>POL</b>     | <b>8.8.85</b>  | <b>Warszawa</b>       | <b>28 Aug 16</b> |
|   |                    |      | <i>Series – 79.68, 80.31, 81.7, 7 82.98, 81.27, foul</i>  |                |                |                       |                  |
| ASI   | 77.68              |      | Wang Zheng  | CHN            | 14.12.87       | Chengdu               | 29 Mar 14        |
| NAM   | 76.77              |      | Gwen Berry  | USA            | 29.6.89        | Oxford, MS            | 6 May 17         |
| CAC   | 76.62              |      | Yipsi Moreno  | CUB            | 19.11.80       | Zagreb                | 9 Sep 08         |
| Com   | 75.73              |      | Sultana Frizell   | CAN            | 24.10.84       | Tucson                | 22 May 14        |
| SAM   | 73.74              |      | Jennifer Dahlgren   | ARG            | 21.4.84        | Buenos Aires          | 10 Apr 10        |
| OCE   | 71.12              |      | Bronwyn Eagles  | AUS            | 23.8.80        | Adelaide              | 6 Feb 03         |
| AFR   | 69.70              |      | Amy Sène  | SEN            | 6.4.85         | Forbach               | 25 May 14        |
| <i>Age records &amp; best performances</i>                        |                    |      |   |                |                |                       |                  |
| Wu18 (3Kg)  | 76.04              |      | Réka Gyurátz  | HUN            | 31.5.96        | Zalaegerszeg          | 23 Jun 13        |
| (4Kg)   | 70.60              |      | Zhang Wenxiu  | CHN            | 22.3.86        | Nanning               | 5 Apr 03         |
| <b>IAAF-u20</b>   | <b>73.24</b>       |      | <b>Zhang Wenxiu</b>   | <b>CHN</b>     | <b>22.3.86</b> | <b>Changsha</b>       | <b>24 Jun 05</b> |
| Wo35  | 74.03              |      | Amber Campbell  | USA            | 5.6.81         | Eugene                | 6 Jul 16         |
| Wo40  | 67.57              |      | Iryna Sekachyova  | UKR            | 21.7.76        | Kyiv                  | 14 Jun 17        |
| <b>Javelin Throw</b> (Seniors & Under-20s: 600g; Under-18s: 500g) |                    |      |   |                |                |                       |                  |
| <b>IAAF, EUR</b>  | <b>72.28</b>       |      | <b>Barbora Špotáková</b>  | <b>CZE</b>     | <b>30.6.81</b> | <b>Stuttgart</b>      | <b>13 Sep 08</b> |
|   |                    |      | <i>Series – 72.28, pass, pass, 58.39</i>  |                |                |                       |                  |
| CAC   | 71.70              |      | Osleidys Menéndez   | CUB            | 14.11.79       | Helsinki              | 14 Aug 05        |
| AFR, Com  | 69.35              |      | Sunette Viljoen   | RSA            | 6.10.83        | New York              | 9 Jun 12         |
| OCE   | 66.83              |      | Kim Mickle  | AUS            | 28.12.84       | Melbourne             | 22 Mar 14        |
| NAM   | 66.67              |      | Kara Patterson  | USA            | 10.4.86        | Des Moines            | 25 Jun 10        |
| ASI   | 66.47 <sup>a</sup> |      | Liu Shiyang   | CHN            | 24.9.93        | Kawasaki              | 21 May 17        |
|   | 66.13              |      | Li Huihui   | CHN            | 26.6.89        | Beijing               | 30 Aug 15        |
| SAM   | 63.84A             |      | Flor Ruiz   | COL            | 29.1.91        | Cali                  | 25 Jun 16        |
| <i>Age records &amp; best performances</i>                        |                    |      |   |                |                |                       |                  |
| Wu18 (500g)   | 65.44              |      | Marisleisys Duarthe   | CUB            | 7.9.00         | La Habana             | 25 May 17        |
| (600g)  | 62.93              |      | Xue Juan  | CHN            | 10.2.86        | Changsha              | 27 Oct 03        |
| <b>IAAF-u20</b>   | <b>63.86</b>       |      | <b>Yulenmis Aguilar</b>   | <b>CUB</b>     | <b>3.8.96</b>  | <b>Edmonton</b>       | <b>2 Aug 15</b>  |
| Wo35  | 68.34              |      | Steffi Nerius   | GER            | 1.7.72         | Berlin                | 31 Aug 08        |
| Wo40  | 61.96              |      | Laverne Eve   | BAH            | 16.6.65        | Monaco                | 9 Sep 05         |
| <b>Heptathlon</b>   |                    |      |   |                |                |                       |                  |
| <b>IAAF, NAM</b>  | <b>7291</b>        |      | <b>Jackie Joyner-Kersey</b>   | <b>USA</b>     | <b>3.3.62</b>  | <b>Seoul</b>          | <b>24 Sep 88</b> |
|   |                    |      | <i>100mH: 12.69/0.5; HJ: 1.86; SP: 15.80; 200m: 22.56/1.6 (4264 first day)<br/>LJ: 7.27/0.7; JT: 45.66; 800m: 2:08.51 (3027 second day)</i> |                |                |                       |                  |

| EVENT  | MARK             | NAME                       | COUNTRY        | BORN           | VENUE               | DATE             |
|--|------------------|----------------------------|----------------|----------------|---------------------|------------------|
| EUR  | 7032             | Carolina Klüft             | SWE            | 2.2.83         | Osaka               | 26 Aug 07        |
| Com  | 6955             | Jessica Ennis              | GBR/ENG        | 28.1.86        | London              | 4 Aug 12         |
| ASI  | 6942             | Ghada Shouaa               | SYR            | 10.9.72        | Götzis              | 26 May 96        |
| OCE  | 6695             | Jane Flemming              | AUS            | 14.4.65        | Auckland            | 28 Jan 90        |
| CAC  | 6527             | Diane Guthrie-Gresham      | JAM            | 24.10.71       | Knoxville           | 3 Jun 95         |
| AFR  | 6423             | Margaret Simpson           | GHA            | 2.8.82         | Götzis              | 29 May 05        |
| SAM  | 6270A            | Evelis Aguilar             | COL            | 3.1.93         | Cali                | 26 Jun 16        |
| <i>Age records &amp; best performances</i>   |                  |                            |                |                |                     |                  |
| Wu18 (Youth implements)  | 6186             | Alina Shukh                | UKR            | 12.2.99        | Tbilisi             | 15 Jul 16        |
| (Junior implements)  | 6185             | Shen Shengfei              | CHN            | 21.1.81        | Shanghai            | 18 Oct 97        |
| <b>IAAF-u20</b>  | <b>6542</b>      | <b>Carolina Klüft</b>      | <b>SWE</b>     | <b>2.2.83</b>  | <b>München</b>      | <b>10 Aug 02</b> |
| <i>100mH: 13.33; HJ: 1.89; SP: 13.16; 200m: 23.71 (3915 first day)</i>                       |                  |                            |                |                |                     |                  |
| <i>LJ: 6.36; JT: 47.61; 800m: 2:17.99 (2627 second day)</i>                                  |                  |                            |                |                |                     |                  |
| Wo35   | 6533             | Jane Frederick             | USA            | 7.4.52         | Talence             | 27 Sep 87        |
| Wo40   | 5449             | Tatyana Alisevich          | BLR            | 22.1.69        | Staiki              | 3 Jun 10         |
| <b>Decathlon</b>   |                  |                            |                |                |                     |                  |
| <b>IAAF, EUR</b>   | <b>8358</b>      | <b>Austra Skujytė</b>      | <b>LTU</b>     | <b>12.8.79</b> | <b>Columbia</b>     | <b>15 Apr 05</b> |
| <i>100m: 12.49/1.6; DT 46.19; PV 3.10; JT 48.78; 400 57.19 (3890 first day)</i>              |                  |                            |                |                |                     |                  |
| <i>100mH 14.22w/2.4; LJ: 6.12/1.6; SP: 16.42; HJ: 1.78; 1500m: 5:15.86 (4468 second day)</i> |                  |                            |                |                |                     |                  |
| ASI  | 7798             | Irina Naumenko             | KAZ            | 13.2.80        | Talence             | 26 Sep 04        |
| NAM  | 7577#            | Tiffany Lott-Hogan         | USA            | 1.8.75         | Lage                | 10 Sep 00v       |
| CAC  | 7245             | Magalys García             | CUB            | 23.10.71       | Wien                | 29 Jun 02        |
| AFR, Com   | 6915h#           | Margaret Simpson           | GHA            | 2.8.82         | Rédut               | 19 Apr 07        |
| SAM  | 6570#            | Andrea Bordalejo           | ARG            | 13.6.77        | Rosario             | 28 Nov 04        |
| OCE  | 6428             | Simone Carré               | AUS            | 22.10.82       | Melbourne           | 11 Mar 12        |
| <b>10,000 Metres Track Walk</b>  |                  |                            |                |                |                     |                  |
| W, ASI   | 41:37.9          | Gao Hongmiao               | CHN            | 17.3.74        | Beijing             | 7 Apr 94         |
| <b>IAAF, EUR</b>   | <b>41:56.23</b>  | <b>Nadyezhda Ryashkina</b> | <b>URS/RUS</b> | <b>22.1.67</b> | <b>Seattle</b>      | <b>24 Jul 90</b> |
| <i>Pace – 3000m: 12:19.1; 5000m: 20:49.4</i>   |                  |                            |                |                |                     |                  |
| OCE, Com   | 41:57.22         | Kerry Saxby-Junna          | AUS            | 2.6.61         | Seattle             | 24 Jul 90        |
| SAM  | 43:41.30         | Erica de Sena              | BRA            | 3.5.85         | São Paulo           | 1 Aug 14         |
| NAM  | 44:06.0#         | Michelle Rohl              | USA            | 12.11.65       | Kenosha             | 2 Jun 96         |
|  | 44:30.1          | Alison Baker               | CAN            | 6.8.64         | Bergen              | 15 May 92        |
| CAC  | 44:16.21         | Cristina López             | ESA            | 19.9.82        | San Salvador        | 13 Jul 07        |
| AFR  | 44:41.8A         | Grace Njue                 | KEN            | 10.1.79        | Thika               | 5 Mar 16         |
| <i>Age records &amp; best performances</i>   |                  |                            |                |                |                     |                  |
| Wu18   | 42:56.09         | Gao Hongmiao               | CHN            | 17.3.74        | Tangshan            | 27 Sep 91        |
| Wu20   | 42:43 #          | Svetlana Vasilyeva         | RUS            | 24.7.92        | Sochi               | 27 Feb 11        |
| <b>IAAF-u20</b>  | <b>42:47.25</b>  | <b>Anežka Drahotová</b>    | <b>CZE</b>     | <b>22.7.95</b> | <b>Eugene</b>       | <b>23 Jul 14</b> |
| Wo35   | 43:26.5          | Elisabetta Perrone         | ITA            | 9.7.68         | Saluzzo             | 4 Aug 04         |
| Wo40   | 44:50.19         | Susana Feitor              | POR            | 28.1.75        | Leiria              | 25 Jul 15        |
| <b>20,000 Metres Track Walk</b>  |                  |                            |                |                |                     |                  |
| <b>IAAF, EUR</b>   | <b>1:26:52.3</b> | <b>Olympiada Ivanova</b>   | <b>RUS</b>     | <b>26.8.70</b> | <b>Brisbane</b>     | <b>6 Sep 01</b>  |
| <i>Pace – 5000m: 21:43.5; 10,000m: 43:24.4; 15,000m: 65:00.6</i>                             |                  |                            |                |                |                     |                  |
| Wu20, ASI  | 1:29:32.4        | Song Hongjuan              | CHN            | 4.7.84         | Changsha            | 24 Oct 03        |
| SAM  | 1:31:02.25       | Sandra Lorena Arenas       | COL            | 17.9.93        | Lima                | 13 Jun 15        |
| CAC  | 1:31:53.8A       | Mirna Ortiz                | GUA            | 28.2.87        | Ciudad de Guatemala | 9 Aug 14         |
| AFR  | 1:32:39.7        | Yehualeye Beletew          | ETH            | 31.7.98        | Addis Ababa         | 21 May 17        |
| NAM, Com   | 1:32:54.0        | Rachel Seaman              | CAN            | 14.1.86        | Moncton             | 27 Jun 14        |
| OCE  | 1:33:40.2        | Kerry Saxby-Junna          | AUS            | 2.6.61         | Brisbane            | 6 Sep 01         |
| <i>Age best performances</i>   |                  |                            |                |                |                     |                  |
| Wu18   | 1:34:21.56       | Wang Xue                   | CHN            | 14.2.90        | Wuhan               | 1 Nov 07         |
| Wo35   | 1:27:49.3        | Yelena Nikolayeva          | RUS            | 1.2.66         | Brisbane            | 6 Sep 01         |
| Wo40   | 1:33:28.15       | Teresa Vaill               | USA            | 20.11.62       | Carson              | 25 Jun 05        |
| <b>20 Kilometres Road Walk</b>   |                  |                            |                |                |                     |                  |
| <b>IAAF, ASI</b>   | <b>1:24:38</b>   | <b>Liu Hong</b>            | <b>CHN</b>     | <b>12.5.87</b> | <b>La Coruña</b>    | <b>6 Jun 15</b>  |
| <i>Her pace – 5Km: 21:27; 10Km: 42:39; 15Km: 63:41</i>                                       |                  |                            |                |                |                     |                  |
| EUR  | 1:24:47X         | Elmira Alembekova          | RUS            | 30.6.90        | Sochi               | 27 Feb 15        |
|  | 1:25:02          | Yelena Lashmanova          | RUS            | 9.4.92         | London              | 11 Aug 12        |
| CAC  | 1:26:17          | Maria Guadalupe González   | MEX            | 9.1.89         | Roma                | 7 May 16         |
| SAM  | 1:27:18          | Erica de Seña              | BRA            | 3.5.85         | Roma                | 7 May 16         |
| OCE, Com   | 1:27:44          | Jane Saville               | AUS            | 5.11.74        | Naumburg            | 2 May 04         |
| NAM  | 1:29:54          | Rachel Seaman              | CAN            | 14.1.86        | Nomi                | 15 Mar 15        |
| AFR  | 1:30:43          | Grace Njue                 | KEN            | 10.1.79        | Durban              | 26 Jun 16        |
| <i>Age best performances</i>   |                  |                            |                |                |                     |                  |
| Wu18   | 1:30:35          | Zhou Tongmei               | CHN            | 4.4.88         | Cixi                | 23 Apr 05        |
| Wu20   | 1:25:30          | Anisya Kirdyapkina         | RUS            | 23.10.89       | Adler               | 23 Feb 08        |



| EVENT                                      | MARK                 | COUNTRY   | VENUE                          | DATE             |
|--|----------------------|---|--------------------------------|------------------|
| Wo35                                       | 1:25:59              | Tamara Kovalenko  | RUS 5.6.64 Moskva              | 19 May 00        |
| Wo40                                       | 1:31:58              | Susana Feitor   | POR 28.1.75 Rio Maior          | 18 Apr 15        |
|  | 1:31:58              | Susana Feitor   | POR 28.1.75 Murcia             | 17 May 15        |
| <b>50 Kilometres Road Walk</b>             |                      |   |                                |                  |
| IAAF, EUR                                  | <b>4:08:26</b>       | <b>Inês Henriques</b>   | <b>POR 1.5.80 Porto de Mós</b> | <b>15 Jan 17</b> |
| NAM  | 4:26:37 <sup>a</sup> | Katie Burnett   | USA 10.7.88 Santee             | 28 Jan 17        |
|  | 4:33:23              | Erin Taylor-Talcott   | USA 21.5.78 Santee             | 22 Jan 12        |
| ASI  | 4:22:22              | Yin Hang  | CHN 7.2.97 Huangshan           | 5 Mar 17         |
| SAM  | 4:39:28              | Nair da Rosa  | BRA 22.3.80 Lima               | 14 May 17        |
| <b>4 x 100 Metres Relay</b>                |                      |   |                                |                  |
| IAAF, NAM                                  | <b>40.82</b>         | <b>United States</b>  | <b>London</b>                  | <b>10 Aug 12</b> |
|  |                      | <i>Tianna Madison 11.12, Allyson Felix, 9.97, Bianca Knight 10.33, Carmelita Jeter 9.70</i>                   |                                |                  |
| CAC, Com                                   | 41.07                | Jamaica   | Beijing                        | 29 Aug 15        |
|  |                      | <i>Veronica Campbell-Brown, Natasha Morrison, Elaine Thompson, Shelly-Ann Fraser-Pryce</i>                    |                                |                  |
| EUR  | 41.37                | German Democratic Republic  | Canberra                       | 6 Oct 85         |
|  |                      | <i>Silke Gladisch 11.13, Sabine Rieger 0.14, Ingrid Auerswald 10.40, Marlies Göhr 10.02</i>                   |                                |                  |
| ASI  | 42.23                | Sichuan Province/PR of China  | Shanghai                       | 23 Oct 97        |
|  |                      | <i>Xiao Lin, Li Yali, Liu Xiaomei, Li Xuemei</i>  |                                |                  |
| SAM  | 42.29                | Brazil  | Moskva                         | 18 Aug 13        |
|  |                      | <i>Evelyn dos Santos, Ana Cláudia Silva, Franciela Krasucki, Rosângela Santos</i>                             |                                |                  |
| AFR  | 42.39                | Nigeria   | Barcelona                      | 7 Aug 92         |
|  |                      | <i>Beatrice Utundu, Faith Idehen, Christy Opara, Mary Onyali</i>  |                                |                  |
| OCE  | 42.99A               | Australia   | Pietersburg                    | 18 Mar 00        |
|  |                      | <i>Rachel Massey, Suzanne Broadrick, Jodi Lambert, Melinda Gainsford-Taylor</i>                               |                                |                  |
| <i>Age records &amp; best performances</i> |                      |   |                                |                  |
| Wu18                                       | 44.05                | German Democratic Republic  | Athína                         | 24 Aug 75        |
|  |                      | <i>Petra Koppetsch, Marlies Oelsner, Margit Sinzel, Christina Brehmer</i>                                     |                                |                  |
| IAAF-u20                                   | <b>43.29</b>         | <b>United States "Blue"</b>   | <b>Eugene</b>                  | <b>8 Aug 06</b>  |
|  |                      | <i>Bianca Knight, Jeneba Tarmoh, Elizabeth Olear, Gaby Mayo</i>   |                                |                  |
| W35  | 47.65                | Trinidad and Tobago   | Lyon                           | 16 Aug 15        |
|  |                      | <i>Donelle Stafford, Sasha Springer, Ayanna Hutchinson, Marsha Mark-Baird</i>                                 |                                |                  |
| W40  | 48.01                | Australia   | Lahti                          | 8 Aug 09         |
|  |                      | <i>Gianna Mogentale, Julie Brims, Jackie Bezuidenhout, Kylie Strong</i>                                       |                                |                  |
| <b>4 x 200 Metres Relay</b>                |                      |   |                                |                  |
| IAAF, NAM                                  | <b>1:27.46</b>       | <b>United States "Blue"</b>   | <b>Philadelphia</b>            | <b>29 Apr 00</b> |
|  |                      | <i>LaTasha Jenkins, LaTasha Colander, Nanceen Perry, Marion Jones 20.8</i>                                    |                                |                  |
| EUR  | 1:28.15              | German Democratic Republic  | Jena                           | 9 Aug 80         |
|  |                      | <i>Marlies Göhr, Romy Müller, Bärbel Wöckel, Marita Koch</i>  |                                |                  |
| CAC, Com                                   | 1:29.04              | Jamaica   | Nassau                         | 22 Apr 17        |
|  |                      | <i>Jura Levy, Shericka Jackson, Sashalee Forbes, Elaine Thompson</i>  |                                |                  |
| AFR  | 1:30.52              | Nigeria   | Nassau                         | 2 May 15         |
|  |                      | <i>Blessing Okagbare, Regina George, Dominique Duncan, Christy Udoh</i>                                       |                                |                  |
| OCE  | 1:32.6               | Australia   | Brisbane                       | 25 Jan 76        |
|  |                      | <i>Raelene Boyle, Sue Jowett, Denise Robertson, Barbara Wilson</i>  |                                |                  |
| ASI  | 1:33.99 <sup>a</sup> | PR of China   | Nassau                         | 22 Apr 17        |
|  |                      | <i>Tao, Yujia, Zhou Yanbing, Tian Wen, Wei Yongli</i>   |                                |                  |
|  | 1:34.89              | PR of China   | Nassau                         | 2 May 15         |
|  |                      | <i>Yuan Qiqi, Kong Lingwei, Liang Xiaojing, Lin Huijun</i>  |                                |                  |
| SAM  | 1:41.7#              | Club Atlético Olimpia/Argentina   | Buenos Aires                   | 18 Nov 73        |
|  |                      | <i>Liliana Rosa Cragno, Graciela Pinto, Adriana Vives, Ángela Godoy</i>                                       |                                |                  |
| <b>4 x 400 Metres Relay</b>                |                      |   |                                |                  |
| IAAF, EUR                                  | <b>3:15.17</b>       | <b>USSR</b>   | <b>Seoul</b>                   | <b>1 Oct 88</b>  |
|  |                      | <i>Tatyana Ledovskaya 50.12, Olga V. Nazarova 47.82, Mariya Pinigina 49.43, Olga Bryzgina 47.80</i>           |                                |                  |
| NAM  | 3:15.51              | United States   | Seoul                          | 1 Oct 88         |
|  |                      | <i>Denean Hill 49.82, Diane Dixon 49.17, Valerie Brisco 48.44, Florence Griffith Joyner 48.08</i>             |                                |                  |
| CAC, Com                                   | 3:18.71              | Jamaica   | Daegu                          | 3 Sep 11         |
|  |                      | <i>Rosemarie Whyte 50.4e, Davita Prendergast 49.3e, Novlene Williams Mills 49.84, Shericka Williams 49.22</i> |                                |                  |
| AFR  | 3:21.04              | Nigeria   | Atlanta                        | 3 Aug 96         |
|  |                      | <i>Olabisi Afolabi 51.13, Fatima Yusuf 49.72, Charity Opara 51.29, Falilat Ogunkoya 48.90</i>                 |                                |                  |
| OCE  | 3:23.81              | Australia   | Sydney                         | 30 Sep 00        |
|  |                      | <i>Nova Peris-Kneebone 51.71, Tamsyn Lewis 51.69, Melinda Gainsford-Taylor 51.06, Cathy Freeman 49.35</i>     |                                |                  |
| ASI  | 3:24.28              | PR of China/Hebei   | Beijing                        | 13 Sep 93        |
|  |                      | <i>An Xiaohong, Bai Xiaoyun, Cao Chunying, Ma Yuqin</i>   |                                |                  |
| SAM  | 3:26.68              | BMF & Bovespa/Brazil  | Sao Paulo                      | 7 Aug 11         |
|  |                      | <i>Geisa Coutinho, Bárbara de Oliveira, Joelma Souza, Jailma de Lima</i>                                      |                                |                  |

| EVENT  | MARK            | TEAM  | VENUE           | DATE             |
|--|-----------------|---|-----------------|------------------|
| <i>Age records &amp; best performances</i>                 |                 |   |                 |                  |
| Wu18   | 3:36.98         | Great Britain & NI<br><i>Janet Ravenscroft, Evelyn McMeekin, Ruth Kennedy, Sue Pettett</i>  | Duisburg        | 26 Aug 73        |
| <b>IAAF-u20</b>  | <b>3:27.60</b>  | <b>United States</b><br><i>Alexandria Anderson 52.4e, Ashlee Kidd 52.4e, Stephanie Smith 51.1, Natasha Hastings 51.8</i>                                    | <b>Grosseto</b> | <b>18 Jul 04</b> |
| W35  | 3:50.80         | Great Britain & NI<br><i>Virginia Mitchell, Jennie Mathews, Angela Beadnall, Linda Gabriel</i>  | Gateshead       | 8 Aug 99         |
| W40  | 3:56.28         | United States<br><i>Charmaine Roberts, Renee Henderson, Jane Brooker, Jearl Miles-Clark</i>   | Philadelphia    | 25 Apr 08        |
| <b>4 x 800 Metres Relay</b>                                |                 |   |                 |                  |
| <b>IAAF, EUR</b>   | <b>7:50.17</b>  | <b>USSR</b><br><i>Nadezhda Olizarenko RUS/UKR, Lyubov Gurina RUS, Lyudmila Borisova RUS, Irina Podyalovskaya BLR</i>  | <b>Moskva</b>   | <b>5 Aug 84</b>  |
| NAM  | 8:00.62         | United States<br><i>Chanelle Price 2:01.30, Maggie Vessey 2:00.92, Molly Ludlow 1:59.50, Alysia Montaño 1:58.90</i>   | Nassau          | 3 May 15         |
| AFR, Com   | 8:04.28         | Kenya<br><i>Agatha Kimaswai 2:03.8, Sylvia Chesebe 2:01.7, Janeth Jepkosgei 1:59.6, Eunice Sum 1:59.2</i>   | Nassau          | 25 May 14        |
| OCE  | 8:13.26         | Australia<br><i>Brittany McGowan 2:03.6, Zoe Buckman 2:01.6, Selma Kajan 2:02.2, Melissa Duncan 2:05.9</i>  | Nassau          | 25 May 14        |
| CAC  | 8:15.84         | Cuba<br><i>Rose Mary Almanza 2:00.45, Arletis Thaureaux 2:09.03, Gilda Casanova 2:03.94, Sahily Diago 2:02.42</i>   | Nassau          | 3 May 15         |
| ASI  | 8:16.2          | Liaoning/PR of China<br><i>Liu Dong, Chen Yumei, Qu Yunxia, Liu Li</i>  | Shanghai        | 3 Oct 91         |
| SAM  | 9:19.7          | Valparaiso/ChileCHI<br><i>Gloria González, Nancy González, Anela Bergamini, Cabrie</i>  | Valparaiso      | 2 Dec 72         |
| <i>Age best performance</i>                                |                 |   |                 |                  |
| Wo35, Wo40   | 9:16.91         | Canada<br><i>Shari Boyle, Courtney Babcock, Diane Cummins, Larissa MacMillan</i>  | Vancouver       | 28 Aug 16        |
| <b>Distance Medley Relay (1200m - 400m - 800m - 1600m)</b> |                 |   |                 |                  |
| <b>IAAF, NAM</b>   | <b>10:36.50</b> | <b>United States</b><br><i>Treniere Moser 3:18.38, Sanya Richards-Ross 50.12, Ajeé Wilson 2:00.08, Shannon Rowbury 4:27.92</i>                              | <b>Nassau</b>   | <b>2 May 15</b>  |
| AFR, Com   | 10:43.35#       | Kenya<br><i>Selah Busienei 3:18.96, Joyce Zakari 52.59, Sylvia Chesebe 2:03.32, Virginia Nyambura 4:28.48</i>   | Nassau          | 2 May 15         |
| EUR  | 10:45.32#       | Poland<br><i>Katarzyna Broniatowska 3:19.87, Monika Szczesna 54.12, Angelika Cichocka 2:01.06, Sofia Ennaoui 4:30.27</i>                                    | Nassau          | 2 May 15         |
| OCE  | 10:46.94        | Australia<br><i>Melissa Duncan 3:19.78, Samantha Lind 53.31, Brittany McGowan 2:03.15, Heidi See 4:30.70</i>  | Nassau          | 2 May 15         |
| ASI, CAC, SAM  |                 | Not established   |                 |                  |
| <b>4 x 1500 Metres Relay</b>                               |                 |   |                 |                  |
| <b>IAAF, AFR, Com</b>                                      | <b>16:33.58</b> | <b>Kenya</b><br><i>Mercy Cherono 4:07.5, Faith Kipyegon 4:08.5, Irene Jelagat 4:10.5, Hellen Obiri 4:07.1</i>   | <b>Nassau</b>   | <b>24 May 14</b> |
| NAM  | 16:55.33        | United States<br><i>Heather Kampf 4:09.2, Katie Mackey 4:19.4, Kate Grace 4:16.6, Brenda Martinez 4:10.2</i>  | Nassau          | 24 May 14        |
| OCE  | 17:08.65        | Australia<br><i>Zoe Buckman 4:08.0, Bridey Delaney 4:15.6, Brittany McGowan 4:29.1, Melissa Duncan 4:16.0</i>   | Nassau          | 24 May 14        |
| EUR  | 17:19.09#       | Ireland<br><i>Maria Lynch 4:22.9, Elaine Fitzgerald 4:18.8, Pauline Thom 4:29.5, Sonia O'Sullivan 4:07.9</i>  | London          | 25 Jun 00        |
| ASI  | 18:31.18        | Hitachi/Japan<br><i>Mina Ogawa, Chizuko Ishikawa, Sayuri Kumagai, Hitomi Nakasaka</i>   | Hitachinaka     | 26 May 96        |
| SAM  | 20:11.0#        | Unión Deportiva Argentina/Argentina<br><i>Olga Caccaviello, Iris Fernández, Liliana Angelucci, Beatriz Vázquez</i>  | Buenos Aires    | 21 Aug 77        |
| CAC  | 24:05.6         | Cuba<br><i>Isabel Dickinson, Guadalupe Rivero, Norma Pérez, Isis Rodríguez</i>  | La Habana       | 13 May 72        |
| <b>Road Relay (5Km/10Km/5Km/10Km/5Km/7.195Km)</b>          |                 |   |                 |                  |
| <b>IAAF, ASI</b>   | <b>2:11:41</b>  | <b>PR of China</b><br><i>Jiang Bo 15:42, Dong Yanmei 31:36, Zhao Fengdi 15:16, Ma Zijie 31:01, Lan Lixin 15:50, Li Na 22:16</i>                             | <b>Beijing</b>  | <b>28 Feb 98</b> |
| AFR  | 2:13:35         | Kenya<br><i>Philes Ongori 15:11, Evelyn Kimwei 31:20, Sally Chepyego 15:31, Catherine Ndereba 32:03, Jane Wanjiku 16:22, Lucy Kabuu 23:08</i>               | Chiba           | 23 Nov 06        |
| EUR  | 2:14:51#        | Russia<br><i>Liliya Shobukova 15:26, Inga Abitova 32:18, Olesya Syreva 16:02, Lidia Grigoryeva 32:13, Galina Bogomolova 16:16, Maria Konovalova 22:36</i>   | Chiba           | 23 Nov 06        |
| OCE, Com   | 2:15:49         | New Zealand<br><i>Marguerite Buist, Jacqueline Goodman, Anne Hannam, Sonia Barry, Lesley Ryan, Lorraine Moller</i>  | Chiba           | 18 Dec 88        |
| NAM  | 2:19:40         | United States<br><i>Carmen Ayala-Troncoso 16:22, Lori Hewig 33:42, Tamala Gdowski 16:12, Inge Schuurmans 33:42, Cici St. Geme 15:59, Lucy Nursala 23:43</i> | Litochoro       | 16 Apr 94        |
| SAM  | 2:32:55         | Brazil<br><i>Ana de Souza 16:59, Maria Vieira 37:01, Celia dos Santos 17:08, Rosangela Farias 37:03, Solange de Sousa 17:42, Selma dos Reis 27:02</i>       | Manaus          | 18 Apr 98        |

| EVENT | MARK    | NAME   | COUNTRY | BORN | VENUE     | DATE      |
|-------|---------|--|---------|------|-----------|-----------|
| CAC   | 2:26:42 | Mexico   |         |      | Litochoro | 16 Apr 94 |
|       |         | <i>Isabel Carreno 16:50, Guadeloupe Roman 35:08, Monica Martel 17:59, Esmeralda Guillen 34:54, Elvia Marques 17:22, Lucia Mendiola 24:29</i> |         |      |           |           |

**Additional world best performances** (in events which are no longer or were never IAAF world record events)

|                               |            |                              |         |          |                       |           |
|-------------------------------|------------|------------------------------|---------|----------|-----------------------|-----------|
| 50 Metres                     | 5.93+ -0.1 | Marion Jones                 | USA     | 12.10.75 | Sevilla               | 22 Aug 99 |
| 60 Metres                     | 6.85+ -0.1 | Marion Jones                 | USA     | 12.10.75 | Sevilla               | 22 Aug 99 |
| 100 Yards                     | 9.91 -     | Veronica Campbell-Brown      | JAM     | 15.5.82  | Ostrava               | 31 May 11 |
| 150 Metres (bend)             | 16.10+ 1.3 | Florence Griffith Joyner     | USA     | 21.12.59 | Seoul                 | 29 Sep 88 |
| 150 Metres (straight)         | 16.30 0.2  | Tori Bowie                   | USA     | 27.8.90  | Boston                | 4 Jun 17  |
| 300 Metres                    | 34.1h+     | Marita Koch                  | GDR     | 18.2.57  | Canberra              | 6 Oct 85  |
|                               | 35.30A     | Ana Guevara                  | MEX     | 4.3.77   | Ciudad de México      | 3 May 03  |
| 500 Metres                    | 65.9       | Tařána Kocembořá             | TCH/CZE | 2.5.62   | Ostrava               | 2 Aug 84  |
| 600 Metres                    | 1:22.63    | Ana Quirot                   | CUB     | 23.3.63  | Guadalajara           | 25 Jul 97 |
| 2 Miles                       | 8:58.58    | Meseret Defar                | ETH     | 19.11.83 | Bruxelles             | 14 Sep 07 |
| 5 Kilometres Road             | 14:46      | Meseret Defar                | ETH     | 19.11.83 | Carlsbad              | 9 Apr 06  |
| 10 Miles                      | 50:01+     | Paula Radcliffe              | GBR     | 17.12.73 | South Shields         | 21 Sep 03 |
| 35 Kilometres                 | 1:52:33+   | Paula Radcliffe              | GBR     | 17.12.73 | London                | 13 Apr 03 |
| 40 Kilometres                 | 2:08:29+   | Paula Radcliffe              | GBR     | 17.12.73 | London                | 13 Apr 03 |
| 100,000 Metres                | 7:14:05.8  | Norimi Sakurai               | JPN     | 20.4.71  | San Giovanni Lupatoto | 27 Sep 03 |
| 2000 Metres SC                | 6:02.16    | Virginia Nyambura            | KEN     | 20.7.93  | Berlin                | 6 Sep 15  |
| 200 Metres Hurdles (straight) | 24.8 0.4   | Yadisleidis Pedroso (ex-CUB) | ITA     | 28.1.87  | Caserta               | 6 Apr 13  |
|                               | 25.05 1.0  | Meghan Beesley               | GBR     | 15.11.89 | Manchester            | 17 May 14 |
| (bend)                        | 25.79 0.5  | Noemi Zbären                 | SUI     | 12.3.94  | Basel                 | 17 Jan 14 |
|                               | 25.79 -0.6 | Lauren Wells                 | AUS     | 3.8.88   | Canberra              | 21 Jan 17 |
| 300 Metres Hurdles            | 38.16      | Zuzana Hejnová               | CZE     | 19.12.86 | Cheb                  | 2 Aug 13  |
| Pre-1999 Javelin Throw        | 80.00      | Petra Felke                  | GBR     | 30.7.59  | Potsdam               | 9 Sep 88  |
| 3000 Metres Walk              | 11:48.24   | Ileana Salvador              | ITA     | 16.1.62  | Padova                | 29 Aug 93 |
| 5000 Metres Walk              | 20:01.80   | Eleonora Giorgi              | ITA     | 14.9.89  | Misterbianco          | 18 May 14 |
| 10 Kilometres Walk            | 41:04      | Yelena Nikolayeva            | RUS     | 1.2.66   | Sochi                 | 20 Apr 96 |

**Current IAAF world under-20 record at other event**

|  |       |              |     |         |         |          |
|--|-------|--------------|-----|---------|---------|----------|
| 10 Kilometres Walk   | 41:57 | Gao Hongmiao | CHN | 17.3.74 | Beijing | 8 Sep 93 |
| <i>Not ratified because no application was made: 41:52 Tatyana Mineyeva RUS (10.8.90) Penza 5 Sep 09</i> |       |              |     |         |         |          |

**Additional World under-18 bests**

|  |          |                   |     |         |            |           |
|--|----------|-------------------|-----|---------|------------|-----------|
| 2000 Metres SC   | 6:11.83  | Korahubsh Itaa    | ETH | 28.2.92 | Bressanone | 10 Jul 09 |
| 5000 Metres Walk   | 20:28.05 | Tatyana Kalmykova | RUS | 10.1.90 | Ostrava    | 12 Jul 07 |
| Medley Relay   | 2:03.42  | Jamaica           |     |         | Lille      | 10 Jul 11 |
| <i>Christiana Williams, Shericka Jackson, Chris-Ann Gordon, Olivia James</i> |          |                   |     |         |            |           |

**Performances superior or equal to Asian records by athletes from former USSR Republics prior to 1992**

|             |          |                   |     |        |          |           |
|-------------|----------|-------------------|-----|--------|----------|-----------|
| 1000 Metres | 2:33.6   | Svetlana Ulmasova | UZB | 4.2.53 | Podolsk  | 5 Aug 79  |
| High Jump   | 2.01     | Olga Turchak      | KAZ | 5.3.67 | Moskva   | 7 Jul 86  |
| Long Jump   | 7.31 1.5 | Yelena Kokonova   | KAZ | 4.8.63 | Alma-Ata | 12 Sep 85 |





| EVENT | MARK | NAME | COUNTRY | BORN | VENUE | DATE |
|-------|------|------|---------|------|-------|------|
|-------|------|------|---------|------|-------|------|

## IAAF WORLD INDOOR RECORDS

(as at June 30, 2017)

### MEN

|                   |          |                          |     |          |              |           |
|-------------------|----------|--------------------------|-----|----------|--------------|-----------|
| 50 Metres         | 5.56A    | Donovan Bailey           | CAN | 16.12.67 | Reno         | 9 Feb 96  |
| 60 Metres         | 6.39     | Maurice Greene           | USA | 23.7.74  | Madrid       | 3 Feb 98  |
|                   | 6.39     | Maurice Greene           | USA | 23.7.74  | Atlanta      | 3 Mar 01  |
| 200 Metres        | 19.92    | Frankie Fredericks       | NAM | 2.10.67  | Liévin       | 18 Feb 96 |
| 400 Metres        | 44.57    | Kerron Clement           | USA | 31.10.85 | Fayetteville | 12 Mar 05 |
| 800 Metres        | 1:42.67  | Wilson Kipketer (ex-KEN) | DEN | 12.12.70 | Paris        | 9 Mar 97  |
| 1000 Metres       | 2:14.20  | Ayanleh Souleiman        | DJI | 3.12.92  | Stockholm    | 17 Feb 16 |
| 1500 Metres       | 3:31.18  | Hicham El Guerrouj       | MAR | 14.9.74  | Stuttgart    | 2 Feb 97  |
| One Mile          | 3:48.45  | Hicham El Guerrouj       | MAR | 14.9.74  | Gent         | 12 Feb 97 |
| 3000 Metres       | 7:24.90  | Daniel Komen             | KEN | 17.5.76  | Budapest     | 6 Feb 98  |
| 5000 Metres       | 12:49.60 | Kenenisa Bekele          | ETH | 13.6.82  | Birmingham   | 20 Feb 04 |
| 50 Metres Hurdles | 6.25     | Mark McKoy (later AUT)   | CAN | 10.12.61 | Kobe         | 5 Mar 86  |
| 60 Metres Hurdles | 7.30     | Colin Jackson            | GBR | 18.2.67  | Sindelfingen | 6 Mar 94  |
| High Jump         | 2.43     | Javier Sotomayor         | CUB | 13.10.67 | Budapest     | 4 Mar 89  |
| Pole Vault        | 6.16     | Renaud Lavillenie        | FRA | 18.9.86  | Donetsk      | 15 Feb 14 |
| Long Jump         | 8.79     | Carl Lewis               | USA | 1.7.61   | New York     | 27 Jan 84 |
| Triple Jump       | 17.92    | Teddy Tamgho             | FRA | 15.6.89  | Paris        | 6 Mar 11  |
|                   | 17.92    | Teddy Tamgho             | FRA | 15.6.89  | Paris        | 6 Mar 11  |
| Shot Put          | 22.66    | Randy Barnes             | USA | 16.6.66  | Los Angeles  | 20 Jan 89 |
| Heptathlon        | 6645     | Ashton Eaton             | USA | 21.1.88  | Istanbul     | 10 Mar 12 |

*60m: 6.79; LJ: 8.16; SP: 14.56; HJ: 2.03 (3654 first day)*

*60mH: 7.68; PV: 5.20; 1000m: 2:32.77 (2991 second day)*

|                    |          |                     |     |          |         |           |
|--------------------|----------|---------------------|-----|----------|---------|-----------|
| 5000 Metres Walk   | 18:07.08 | Mikhail Shchennikov | RUS | 24.12.67 | Moskva  | 14 Feb 95 |
| 4x200 Metres Relay | 1:22.11  | Great Britain & NI  | GBR |          | Glasgow | 3 Mar 91  |

*Linford Christie 20.6, Darren Braithwaite 20.7, Ade Mafe 20.7, John Regis 20.1*

|                    |         |               |  |  |       |          |
|--------------------|---------|---------------|--|--|-------|----------|
| 4x400 Metres Relay | 3:02.13 | United States |  |  | Sopot | 9 Mar 14 |
|--------------------|---------|---------------|--|--|-------|----------|

*Kyle Clemons 46.10, David Verburg 45.46, Kind Butler 45.43, Calvin Smith 45.14*

|                    |         |              |     |  |                  |          |
|--------------------|---------|--------------|-----|--|------------------|----------|
| 4x800 Metres Relay | 7:13.11 | US All Stars | USA |  | Boston (Roxbury) | 8 Feb 14 |
|--------------------|---------|--------------|-----|--|------------------|----------|

*Richard Jones 1:51.01, David Torrence 1:47.46, Duane Solomon 1:47.99, Erik Sowinski 1:46.67*

Best marks within combined events (not ratified, in completed heptathlons of more than 5500 points):

|                   |         |                                  |     |         |            |           |
|-------------------|---------|----------------------------------|-----|---------|------------|-----------|
| 60 Metres         | 6.61    | Chris Huffins (6128)             | USA | 15.4.70 | Paris      | 8 Mar 97  |
| Long Jump         | 8.16    | Aston Eaton (6645)               | USA | 21.1.88 | Istanbul   | 9 Mar 12  |
| Shot Put          | 17.17   | Aleksey Drozdov (6141)           | RUS | 3.12.83 | Doha       | 12 Mar 10 |
| High Jump         | 2.30    | Derek Drouin (5817)              | CAN | 6.3.90  | Geneva, OH | 22 Feb 13 |
| 60 Metres Hurdles | 7.60    | Ashton Eaton (6568)              | USA | 21.1.88 | Tallinn    | 6 Feb 11  |
| Pole Vault        | 5.60    | Alex Averbukh (later ISR) (6144) | RUS | 1.10.74 | Valencia   | 1 Mar 98  |
| 1000 Metres       | 2:23.63 | Curtis Beach (6138)              | USA | 22.7.90 | Nampa      | 10 Mar 12 |

Not ratified (insufficient or no doping control):

|                    |         |                |     |         |              |           |
|--------------------|---------|----------------|-----|---------|--------------|-----------|
| 50 Metres          | 5.56    | Maurice Greene | USA | 23.7.74 | Los Angeles  | 13 Feb 99 |
| 4x400 Metres Relay | 3:01.96 | All-Star Team  | USA |         | Fayetteville | 11 Feb 06 |

*Kerron Clement 46.10, Wallace Spearmon 45.94, Darold Williamson 45.18, Jeremy Wariner 44.74*

### WOMEN

|                   |          |                       |     |          |             |           |
|-------------------|----------|-----------------------|-----|----------|-------------|-----------|
| 50 Metres         | 5.96+    | Irina Privalova       | RUS | 12.11.68 | Madrid      | 9 Feb 95  |
| 60 Metres         | 6.92     | Irina Privalova       | RUS | 12.11.68 | Madrid      | 11 Feb 93 |
|                   | 6.92     | Irina Privalova       | RUS | 12.11.68 | Madrid      | 9 Feb 95  |
| 200 Metres        | 21.87    | Merlene Ottey         | JAM | 10.5.60  | Liévin      | 13 Feb 93 |
| 400 Metres        | 49.59    | Jarmila Kratochvílová | TCH | 26.1.51  | Milano      | 7 Mar 82  |
| 800 Metres        | 1:55.82  | Jolanda Čeplak        | SLO | 12.9.76  | Wien        | 3 Mar 02  |
| 1000 Metres       | 2:30.94  | Maria Mutola          | MOZ | 27.10.72 | Stockholm   | 25 Feb 99 |
| 1500 Metres       | 3:55.17  | Genzebe Dibaba        | ETH | 8.2.91   | Karlsruhe   | 1 Feb 14  |
| One Mile          | 4:13.31  | Genzebe Dibaba        | ETH | 8.2.91   | Stockholm   | 17 Feb 16 |
| 3000 Metres       | 8:16.60  | Genzebe Dibaba        | ETH | 8.2.91   | Stockholm   | 6 Feb 14  |
| 5000 Metres       | 14:18.86 | Genzebe Dibaba        | ETH | 8.2.91   | Stockholm   | 19 Feb 15 |
| 50 Metres Hurdles | 6.58     | Cornelia Oschkenat    | GDR | 29.10.61 | Berlin      | 20 Feb 88 |
| 60 Metres Hurdles | 7.68     | Susanna Kallur        | SWE | 16.2.81  | Karlsruhe   | 10 Feb 08 |
| High Jump         | 2.08     | Kajsa Bergqvist       | SWE | 12.10.76 | Arnstadt    | 4 Feb 06  |
| Pole Vault        | 5.02     | Jenn Suhr             | USA | 5.2.82   | Albuquerque | 2 Mar 13  |
| Long Jump         | 7.37     | Heike Drechsler       | GDR | 16.12.64 | Wien        | 13 Feb 88 |
| Triple Jump       | 15.36    | Tatyana Lebedeva      | RUS | 21.7.76  | Budapest    | 5 Mar 04  |
| Shot Put          | 22.50    | Helena Fibingerová    | TCH | 13.7.49  | Jablonec    | 19 Feb 77 |
| Pentathlon        | 5013     | Nataliya Dobrynska    | UKR | 29.5.82  | Istanbul    | 9 Mar 12  |

*60mH: 8.38; HJ: 1.84; SP: 16.51; LJ: 6.57; 800: 2:11.15*

|                  |          |                    |     |         |           |           |
|------------------|----------|--------------------|-----|---------|-----------|-----------|
| 3000 Metres Walk | 11:40.33 | Claudia Iovan/Ştef | ROU | 25.2.78 | Bucureşti | 30 Jan 99 |
|------------------|----------|--------------------|-----|---------|-----------|-----------|

| EVENT              | MARK    | NAME   | COUNTRY | BORN | VENUE   | DATE      |
|--------------------|---------|--|---------|------|---------|-----------|
| 4x200 Metres Relay | 1:32.41 | Russia<br><i>Yekaterina Kondratyeva, Irina Khabarova, Yuliya Pechonkina, Yuliya Gushchina</i>  |         |      | Glasgow | 29 Jan 05 |
| 4x400 Metres Relay | 3:23.37 | Russia<br><i>Yuliya Gushchina 51.75, Olga Kotlyarova 50.40, Olga Zaytseva 51.03, Olesya Krasnomovets 50.19</i>                       |         |      | Glasgow | 28 Jan 06 |
| 4x800 Metres Relay | 8:06.24 | Moskovskaya Region<br><i>Aleksandra Bulanova 2:02.1, Yekaterina Martynova 2:03.1, Yelena Kofanova 2:00.4, Anna Balakshina 2:00.6</i> | RUS     |      | Moskva  | 18 Feb 11 |

Best marks within combined events (not ratified, in completed pentathlons of more than 4200 points):

|                   |         |                                  |     |         |                   |           |
|-------------------|---------|----------------------------------|-----|---------|-------------------|-----------|
| 60 Metres Hurdles | 7.91    | Jessica Ennis (4965)             | GBR | 28.1.86 | Istanbul          | 9 Mar 12  |
| High Jump         | 1.99    | Tia Hellebaut (4867)             | BEL | 16.2.78 | Valencia          | 7 Mar 08  |
| Shot Put          | 20.27   | Eva Wilms (4641)                 | FRG | 28.7.52 | Berlin            | 30 Jan 77 |
| Long Jump         | 6.89    | Katarina Johnson-Thompson (5000) | GBR | 9.1.93  | Praha             | 6 Mar 15  |
| 800 metres        | 2:04.42 | Ester Goossens (4212)            | NED | 21.2.72 | Frankfurt-Kalbach | 9 Feb 97  |

Not ratified (no application and insufficient doping control):

|            |      |           |     |        |           |           |
|------------|------|-----------|-----|--------|-----------|-----------|
| Pole Vault | 5.03 | Jenn Suhr | USA | 5.2.82 | Brockport | 30 Jan 16 |
|------------|------|-----------|-----|--------|-----------|-----------|

Not ratified (insufficient judges):

|                  |          |                    |     |         |         |           |
|------------------|----------|--------------------|-----|---------|---------|-----------|
| 3000 Metres Walk | 11:35.34 | Gillian O'Sullivan | IRL | 21.8.76 | Belfast | 15 Feb 03 |
|------------------|----------|--------------------|-----|---------|---------|-----------|

## IAAF WORLD UNDER-20 INDOOR RECORDS

(as at June 30, 2017)

### MEN

|                        |          |                     |     |          |                   |           |
|------------------------|----------|---------------------|-----|----------|-------------------|-----------|
| 60 Metres              | 6.51     | Mark Lewis-Francis  | GBR | 4.9.82   | Lisboa            | 11 Mar 01 |
| 200 Metres             | 20.37    | Walter Dix          | USA | 31.1.86  | Fayetteville      | 11 Mar 05 |
| 400 Metres             | 44.80    | Kirani James        | GRN | 1.9.92   | Fayetteville      | 27 Feb 11 |
| 800 Metres             | 1:44.35  | Yuriy Borzakovskiy  | RUS | 12.4.81  | Dortmund          | 30 Jan 00 |
| 1000 Metres            | 2:15.77  | Abubaker Kaki       | SUD | 21.6.89  | Stockholm         | 21 Feb 08 |
| 1500 Metres            | 3:36.28  | Belal Mansoor Ali   | BRN | 17.10.88 | Stockholm         | 20 Feb 07 |
| One Mile               | 3:55.02  | German Fernandez    | USA | 2.11.90  | College Station   | 28 Feb 09 |
| 3000 Metres            | 7:32.87  | Hagos Gebrhiwet     | ETH | 11.5.94  | Boston (Roxbury)  | 2 Feb 13  |
| 5000 Metres            | 12:53.29 | Isiah Koech         | KEN | 19.12.93 | Düsseldorf        | 11 Feb 11 |
| 60m Hurdles (99/100cm) | 7.40     | Olan Cunningham     | USA | 26.8.98  | New York (Armory) | 12 Mar 17 |
| High Jump              | 2.35     | Vladimir Yashchenko | URS | 12.1.59  | Milano            | 12 Mar 78 |
| Pole Vault             | 5.75     | Armand Duplantis    | SWE | 10.11.99 | New York (Armory) | 11 Feb 17 |
| Long Jump              | 8.22     | Viktor Kuznyetsov   | UKR | 17.7.86  | Brovary           | 22 Jan 05 |
| Triple Jump            | 17.20    | Melvin Raffin       | FRA | 9.8.98   | Beograd           | 3 Mar 17  |
| Shot Put (6Kg)         | 22.48    | Konrad Bukowiecki   | POL | 17.3.97  | Toruń             | 8 Jan 16  |
| Heptathlon (Junior)    | 5984     | Eusebio Cáceres     | ESP | 10.9.91  | San Sebastian     | 7 Mar 10  |

60m: 6.94; LJ: 7.96; SP: 13.19; HJ: 1.96 (3400 first day)

60mH: 7.90; PV: 4.60; 1000m: 2:51.42 (2494 second day)

Not ratified (doping control testing not done as required):

|                     |      |              |     |         |              |           |
|---------------------|------|--------------|-----|---------|--------------|-----------|
| Heptathlon (Senior) | 6022 | Gunnar Nixon | USA | 13.1.93 | Fayetteville | 28 Jan 12 |
|---------------------|------|--------------|-----|---------|--------------|-----------|

60m: 7.10; LJ: 7.53; SP: 13.97; HJ: 2.15 (3460 first day)

60mH: 8.21; PV: 4.50; 1000m: 2:40.15 (2562 second day)

The IAAF no longer ratifies records in these events with senior implements. These are the final such best marks:

|                       |       |                 |     |         |          |           |
|-----------------------|-------|-----------------|-----|---------|----------|-----------|
| 60m Hurdles (106.7cm) | 7.55  | Liu Xiang       | CHN | 13.7.83 | Gent     | 10 Feb 02 |
| Shot Put (7.26Kg)     | 21.05 | Terry Albritton | USA | 14.1.55 | New York | 22 Feb 74 |

### WOMEN

|                   |          |                       |     |          |                  |           |
|-------------------|----------|-----------------------|-----|----------|------------------|-----------|
| 60 Metres         | 7.07     | Ewa Swoboda           | POL | 26.7.97  | Toruń            | 12 Feb 16 |
| 200 Metres        | 22.40    | Bianca Knight         | USA | 2.1.89   | Fayetteville     | 14 Mar 08 |
| 400 Metres        | 50.82    | Sanya Richards        | USA | 26.2.85  | Fayetteville     | 13 Mar 04 |
| 800 Metres        | 2:01.03  | Meskerem Legesse      | ETH | 28.9.86  | Fayetteville     | 14 Feb 04 |
| 1000 Metres       | 2:35.80  | Mary Cain             | USA | 3.5.96   | Boston (Roxbury) | 8 Feb 14  |
| 1500 Metres       | 4:01.81  | Gudaf Tsegay          | ETH | 23.1.97  | Glasgow          | 20 Feb 16 |
| One Mile          | 4:24.10  | Kalkidan Gezahegne    | ETH | 8.5.91   | Birmingham       | 20 Feb 10 |
| 3000 Metres       | 8:33.56  | Tirunesh Dibaba       | ETH | 1.10.85  | Birmingham       | 20 Feb 04 |
| 5000 Metres       | 14:53.99 | Tirunesh Dibaba       | ETH | 1.10.85  | Boston (Roxbury) | 31 Jan 04 |
| 60 Metres Hurdles | 8.00     | Klaudia Siciarz       | POL | 15.3.98  | Toruń            | 18 Feb 17 |
| High Jump         | 1.99     | Vashti Cunningham     | USA | 18.1.98  | Portland         | 12 Mar 16 |
| Pole Vault        | 4.71     | Wilma Murto           | FIN | 11.6.98  | Zweibrücken      | 31 Jan 16 |
| Long Jump         | 6.88     | Heike Daute/Drechsler | GDR | 16.12.64 | Berlin           | 1 Feb 83  |
| Triple Jump       | 14.37    | Ren Ruiping           | CHN | 1.2.76   | Barcelona        | 11 Mar 95 |
| Shot Put          | 20.51    | Heidi Krieger         | GDR | 20.7.65  | Budapest         | 8 Feb 84  |
| Pentathlon        | 4542     | Alina Shukh           | UKR | 12.2.99  | Tallinn          | 4 Feb 17  |

60mH: 8.98; HJ: 1.89; SP: 13.81; LJ: 6.12; 800m: 2:16.84

| EVENT   | MARK | NAME             | COUNTRY | BORN    | VENUE        | DATE      |
|---|------|------------------|---------|---------|--------------|-----------|
| Not ratified (unsurveyed facilities):                           |      |                  |         |         |              |           |
| Pentathlon  | 4635 | Kendell Williams | USA     | 14.6.95 | Albuquerque  | 15 Mar 14 |
| <i>60mH: 8.21; HJ: 1.88; SP: 12.05; LJ: 6.32; 800m: 2:17.31</i> |      |                  |         |         |              |           |
| Not ratified (doping control testing not done as required):     |      |                  |         |         |              |           |
| Pentathlon  | 4558 | Nafissatou Thiam | BEL     | 19.8.94 | Gent         | 3 Feb 13  |
| <i>60mH: 8.65; HJ: 1.84; SP: 14.00; LJ: 6.30; 800m: 2:21.18</i> |      |                  |         |         |              |           |
| Pentathlon  | 4550 | Alina Shukh      | UKR     | 12.2.99 | Zaporizhzhya | 27 Jan 17 |
| <i>60mH: 8.85; HJ: 1.88; SP: 14.27; LJ: 6.04; 800m: 2:17.69</i> |      |                  |         |         |              |           |

## WORLD UNDER-18 INDOOR BESTS

(in IAAF world under-20 indoor record events, as at June 30, 2017)

### MEN

|  |          |                           |         |          |              |           |
|--|----------|---------------------------|---------|----------|--------------|-----------|
| 60 Metres  | 6.67A    | Jeremy Rankin             | USA     | 23.9.90  | Golden       | 16 Feb 07 |
| 200 Metres   | 21.13    | Guy-Elphège Anouman       | FRA     | 13.6.94  | Aubière      | 19 Feb 11 |
|  | 21.13    | Thomas Somers             | GBR     | 28.4.97  | Sheffield    | 2 Mar 14  |
| 400 Metres   | 46.01    | Tyrese Cooper             | USA     | 21.3.00  | Fayetteville | 10 Feb 17 |
| 800 Metres   | 1:48.12  | Mohamed Aman              | ETH     | 10.1.94  | Liévin       | 8 Feb 11  |
| 1000 Metres  | 2:24.89  | David Fiegen              | LUX     | 3.9.84   | Stuttgart    | 4 Feb 01  |
| 1500 Metres  | 3:42.91  | Samson Kiplangat          | KEN     | 10.11.86 | Stuttgart    | 2 Feb 03  |
| One Mile   | 4:07.87  | Alan Webb                 | USA     | 13.1.83  | Bloomington  | 12 Mar 00 |
| 3000 Metres  | 7:42.05  | Yomif Kejelcha            | ETH     | 1.8.97   | Bordeaux     | 26 Jan 14 |
| 5000 Metres  | 14:18.42 | Lukas Veržbickas          | LTU     | 6.1.93   | Boston       | 13 Mar 09 |
| 60m Hurdles (91.4cm)   | 7.48     | Ladji Doucouré            | FRA     | 28.3.83  | Eaubonne     | 23 Jan 00 |
| (99/100cm)   | 7.62     | Wayne Davis (later TTO)   | USA     | 22.8.91  | Landover     | 16 Mar 08 |
| (106.7cm)  | 7.94     | Shi Dongpeng              | CHN     | 6.1.84   | Tianjin      | 17 Feb 01 |
| High Jump  | 2.24     | Dmitriy Kroyter           | ISR     | 18.2.93  | Moskva       | 14 Feb 10 |
|  | 2.24     | Danyil Lysenko            | RUS     | 19.5.97  | Kineshma     | 6 Dec 14  |
| Pole Vault   | 5.54     | Emmanouil Karalis         | GRE     | 20.10.99 | Jablonec     | 5 Mar 16  |
| Long Jump  | 8.12     | Viktor Kuznyetsov         | UKR     | 17.7.86  | Brovary      | 20 Dec 03 |
| Triple Jump  | 16.34    | Martin Lamou              | FRA     | 13.5.99  | Padova       | 27 Feb 16 |
| Shot Put (5Kg)   | 24.24    | Konrad Bukowiecki         | POL     | 17.3.97  | Spała        | 30 Dec 14 |
| (6Kg)  | 20.22    | Konrad Bukowiecki         | POL     | 17.3.97  | Spała        | 19 Jan 14 |
| (7.26Kg)   | 18.49    | Yuriy Belong              | UKR     | 9.3.74   | Kiyev        | 7 Dec 91  |
| Heptathlon (Youth)   | 5873     | Hans-Christian Hausenberg | EST     | 18.9.98  | Tallinn      | 1 Mar 15  |
| <i>60m: 6.97; LJ: 7.52; SP: 16.02; HJ: 1.92 (3416 first day)</i> |          |                           |         |          |              |           |
| <i>60mH: 8.11; PV: 4.65; 1000m: 2:56.46 (2457 second day)</i>    |          |                           |         |          |              |           |
| (Junior)   | 5592h    | Sven Reintak              | URS/EST | 17.6.63  | Kharkiv      | 25 Feb 80 |
| <i>60m: 7.0; LJ: 6.98; SP: 13.79; HJ: 2.06 (3182 first day)</i>  |          |                           |         |          |              |           |
| <i>60mH: 8.2; PV: 4.80; 1000m: 2:57.7 (2410 second day)</i>      |          |                           |         |          |              |           |
|  | 5305     | Sergey Usanov             | URS/RUS | 31.5.67  | Minsk        | 31 Jan 83 |
| <i>60m: 7.29; LJ: 6.72; SP: 12.45; HJ: 2.05 (3014 first day)</i> |          |                           |         |          |              |           |
| <i>60mH: 8.74; PV: 4.20; 1000m: 2:45.4 (2291 second day)</i>     |          |                           |         |          |              |           |
| (Senior)   | 5483     | Wang Jianan               | CHN     | 27.8.96  | Nanjing      | 14 Feb 12 |
| <i>60m: 6.89; LJ: 7.64; SP: 9.27; HJ: 1.94 (3083 first day)</i>  |          |                           |         |          |              |           |
| <i>60mH: 8.46; PV: 4.80; 1000m: 2:58.17 (2400 second day)</i>    |          |                           |         |          |              |           |

### WOMEN

|   |          |                          |     |          |                  |           |
|---|----------|--------------------------|-----|----------|------------------|-----------|
| 60 Metres   | 7.24     | Victoria Jordan          | USA | 26.2.90  | Houston          | 10 Feb 07 |
| 200 Metres  | 23.15    | Irène Ekelund            | SWE | 8.3.97   | Norrköping       | 17 Feb 13 |
| 400 Metres  | 52.10    | Sanya Richards (now USA) | JAM | 26.2.85  | New York         | 10 Mar 02 |
| 800 Metres  | 2:01.8   | Mary Decker              | USA | 4.8.58   | San Diego        | 17 Feb 74 |
| 1000 Metres   | 2:43.22  | Aníta Hinriksdóttir      | ISL | 13.1.96  | Reykjavík        | 15 Dec 12 |
| 1500 Metres   | 4:08.47  | Gudaf Tsegay             | ETH | 23.1.97  | Stockholm        | 6 Feb 14  |
| One Mile  | 4:28.25  | Mary Cain                | USA | 3.5.96   | New York         | 16 Feb 13 |
| 3000 Metres   | 8:46.01  | Gotytom Gebreslase       | ETH | 15.1.95  | Boston (Roxbury) | 4 Feb 12  |
| 5000 Metres   | 16:10.79 | Anna Rohrer              | USA | 27.2.98  | New York         | 13 Mar 15 |
| 60m Hurdles (76.2cm)  | 8.10     | Cyréna Samba-Mayela      | FRA | 31.10.00 | Nantes           | 11 Feb 17 |
| (83.8cm)  | 8.17A    | Dior Hall                | USA | 2.1.96   | Golden           | 9 Feb 13  |
|   | 8.17     | Sydney McLaughlin        | USA | 7.8.99   | New York         | 15 Mar 15 |
| High Jump   | 1.95     | Marina Kuptsova          | RUS | 22.12.81 | Brno             | 30 Jan 98 |
|   | 1.95     | Irina Kovalenko          | UKR | 12.6.86  | Lvov             | 26 Dec 03 |
| Pole Vault  | 4.49     | Lisa Gunnarsson          | SWE | 20.8.99  | Stockholm        | 17 Feb 16 |
| Long Jump   | 6.61     | Anu Kaljurand            | EST | 16.4.69  | Leningrad        | 1 Feb 86  |
| Triple Jump   | 14.09    | Wang Rong                | CHN | 1.7.96   | Nanjing          | 7 Mar 13  |
| Shot Put (3Kg)  | 19.40    | Emel Dereli              | TUR | 25.2.96  | Izmir            | 15 Dec 12 |
| Shot Put (4Kg)  | 17.58    | Emel Dereli              | TUR | 25.2.96  | Istanbul         | 28 Dec 13 |
| Pentathlon  | 4284     | Morgan Lake              | GBR | 12.5.97  | Växjö            | 9 Feb 14  |
| <i>60mH: 8.97; HJ: 1.85; SP: 13.38; LJ: 5.87; 800m: 2:24.48</i> |          |                          |     |          |                  |           |



| AGE | MARK | WIND | NAME | COUNTRY | BORN | VENUE | DATE |
|-----|------|------|------|---------|------|-------|------|
|-----|------|------|------|---------|------|-------|------|

## WORLD TEENAGE BESTS BY AGE

(as at June 30, 2017)

### MEN

#### 100 Metres

|    |       |      |                  |     |          |               |           |
|----|-------|------|------------------|-----|----------|---------------|-----------|
| 12 | 10.83 |      | Uche Olisa       | NGR | 29.12.75 | Port Harcourt | 10 Jan 88 |
| 13 | 10.69 |      | Dareem David     | USA | 26.5.91  | Wilmington    | 14 May 05 |
| 14 | 10.51 | -0.7 | Sachin Dennis    | JAM | 2.8.02   | Kingston      | 31 Mar 17 |
| 15 | 10.36 | 1.5  | Darrel Brown     | TTO | 11.10.84 | St.George's   | 22 Apr 00 |
| 16 | 10.15 | 2.0  | Anthony Schwartz | USA | 5.9.00   | Gainesville   | 31 Mar 17 |
| 17 | 10.01 | 0.9  | Yoshihide Kiryu  | JPN | 15.12.95 | Hiroshima     | 29 Apr 13 |
| 18 | 9.97  | 1.8  | Trayvon Bromell  | USA | 10.7.95  | Eugene        | 13 Jun 14 |
| 19 | 9.84  | 1.3  | Trayvon Bromell  | USA | 10.7.95  | Eugene        | 25 Jun 15 |

#### 200 Metres

|    |       |      |                 |     |         |            |           |
|----|-------|------|-----------------|-----|---------|------------|-----------|
| 12 | 22.52 |      | James Gallagher | AUS | 26.5.00 | Perth      | 24 Mar 13 |
| 13 | 21.73 | 1.7  | James Gallagher | AUS | 26.5.00 | Townsville | 7 Dec 13  |
| 14 | 20.89 | 0.9  | Sachin Dennis   | JAM | 2.8.02  | Kingston   | 30 Mar 17 |
| 15 | 20.58 | 1.4  | Usain Bolt      | JAM | 21.8.86 | Kingston   | 18 Jul 02 |
| 16 | 20.13 | 0.0  | Usain Bolt      | JAM | 21.8.86 | Bridgetown | 20 Jul 03 |
| 17 | 19.93 | 1.4  | Usain Bolt      | JAM | 21.8.86 | Devonshire | 11 Apr 04 |
| 18 | 19.93 | 1.4  | Usain Bolt      | JAM | 21.8.86 | Devonshire | 11 Apr 04 |
| 19 | 19.81 | -0.3 | Alonso Edward   | PAN | 8.12.89 | Berlin     | 20 Aug 09 |

#### 400 Metres

|    |        |  |                    |     |          |                |           |
|----|--------|--|--------------------|-----|----------|----------------|-----------|
| 12 | 49.47  |  | Bryce Love         | USA | 8.7.97   | Greensboro     | 27 Jun 10 |
| 13 | 48.62  |  | Bryce Love         | USA | 8.7.97   | Durham         | 26 Jun 11 |
| 14 | 46.96  |  | Kirani James       | GRN | 1.9.92   | Ostrava        | 13 Jul 07 |
| 15 | 45.27  |  | Christopher Taylor | JAM | 1.10.99  | Cali           | 17 Jul 15 |
| 16 | 45.14  |  | Obea Moore         | USA | 10.1.79  | Santiago/CHI   | 2 Sep 95  |
| 17 | 44.71A |  | Luguelín Santos    | DOM | 12.11.93 | Guadalajara    | 26 Oct 11 |
| 18 | 44.25  |  | Karabo Sibanda     | BOT | 2.7.98   | Río de Janeiro | 14 Aug 16 |
| 19 | 43.87  |  | Steve Lewis        | USA | 16.5.69  | Seoul          | 28 Sep 88 |

#### 800 Metres

|    |          |  |                                       |     |          |            |           |
|----|----------|--|---------------------------------------|-----|----------|------------|-----------|
| 12 | 2:03.0   |  | Christian Booker                      | GBR | 29.6.90  | Birmingham | 21 Jun 03 |
| 13 | 1:52.30i |  | Zhang Yong                            | CHN | 8.4.87   | Tianjin    | 17 Feb 01 |
|    | 1:54.01  |  | Zhang Yong                            | CHN | 8.4.87   | Tianjin    | 4 May 00  |
| 14 | 1:48.20  |  | Salem Al-Badri (ex-KEN)               | QAT | 12.12.85 | Gent       | 19 Jul 00 |
| 15 | 1:46.8A  |  | John Yego (now Belal Mansoor Ali BRN) | KEN | 17.10.88 | Nairobi    | 15 May 04 |
| 16 | 1:44.08  |  | Leonard Kosencha                      | KEN | 21.8.94  | Lille      | 9 Jul 11  |
| 17 | 1:42.53  |  | Timothy Kitum                         | KEN | 20.11.94 | London     | 9 Aug 12  |
| 18 | 1:41.73  |  | Nijel Amos                            | BOT | 15.3.94  | London     | 9 Aug 12  |
| 19 | 1:41.73  |  | Nijel Amos                            | BOT | 15.3.94  | London     | 9 Aug 12  |

#### 1000 Metres

|    |         |  |                        |     |          |                  |           |
|----|---------|--|------------------------|-----|----------|------------------|-----------|
| 12 | 2:38.6  |  | Alejandro Begega       | ESP | 16.7.76  | Gijón            | 3 Jun 89  |
| 13 | 2:33.98 |  | Khalid Oumaalem        | FRA | 18.9.88  | Esch-sur-Alzette | 7 Jun 02  |
| 14 | 2:29.8  |  | Sören Schröder         | FRG | 15.12.74 | Kamen            | 2 Aug 89  |
| 15 | 2:19.56 |  | Hamza Driouch (ex-MAR) | QAT | 16.11.94 | Köln             | 9 Jun 10  |
| 16 | 2:17.44 |  | Hamza Driouch (ex-MAR) | QAT | 16.11.94 | Sollentuna       | 9 Aug 11  |
| 17 | 2:17.44 |  | Hamza Driouch (ex-MAR) | QAT | 16.11.94 | Sollentuna       | 9 Aug 11  |
| 18 | 2:15.00 |  | Benjamin Kipkurui      | KEN | 28.12.80 | Nice             | 17 Jul 99 |
| 19 | 2:13.93 |  | Abubaker Kaki          | SUD | 21.6.89  | Stockholm        | 22 Jul 08 |

#### 1500 Metres

|    |          |  |                  |     |          |            |           |
|----|----------|--|------------------|-----|----------|------------|-----------|
| 12 | 4:12.3   |  | Yasushi Yamamoto | JPN | 20.12.73 | Uji        | 19 Sep 86 |
| 13 | 3:51.88i |  | Zhang Yong       | CHN | 8.4.87   | Tianjin    | 17 Feb 01 |
|    | 3:53.82  |  | Zhao Xin         | CHN | 15.11.87 | Shanghai   | 6 May 01  |
| 14 | 3:41.8A  |  | Atoi Boru        | KEN | 25.10.73 | Nairobi    | 13 Aug 88 |
| 15 | 3:37.36  |  | Gideon Mageka    | KEN | 31.12.93 | Bressanone | 12 Jul 09 |
| 16 | 3:33.72  |  | Nicholas Kemboi  | KEN | 18.12.89 | Zürich     | 18 Aug 06 |
| 17 | 3:32.95  |  | Alex Rono        | KEN | 26.11.84 | Zürich     | 16 Aug 02 |
| 18 | 3:28.81  |  | Ronald Kwemoi    | KEN | 19.9.95  | Monaco     | 18 Jul 14 |
| 19 | 3:28.81  |  | Ronald Kwemoi    | KEN | 19.9.95  | Monaco     | 18 Jul 14 |

| EVENT                                | MARK      | NAME  | COUNTRY                 | BORN     | VENUE               | DATE        |           |
|--------------------------------------|-----------|---|-------------------------|----------|---------------------|-------------|-----------|
| <b>One Mile</b>                      |           |   |                         |          |                     |             |           |
| 12                                   | 4:43.20   | Jonah Gorevic                                   | USA                     | 21.8.03  | Middletown          | 4 Jun 16    |           |
| 13                                   | 4:29.0    | Andrew Barnett                                  | GBR                     | 22.6.55  | London              | 1 Jun 69    |           |
| 14                                   | 4:19.73   | Ryan Silva                                      | USA                     | 27.6.95  | Portland            | 12 Jun 10   |           |
| 15                                   | 4:00.84   | Abdalla Abdelgadir                              | SUD                     | 12.9.87  | Dublin              | 15 Aug 03   |           |
| 16                                   | 3:56.29   | Jakob Ingebrigtsen                              | NOR                     | 19.9.00  | Oslo                | 15 Jun 17   |           |
| 17                                   | 3:50.90   | Hamza Driouch (ex-MAR)                          | QAT                     | 16.11.94 | Oslo                | 7 Jun 12    |           |
| 18                                   | 3:49.77   | Caleb Ndiku                                     | KEN                     | 9.10.92  | Eugene              | 4 Jun 11    |           |
| 19                                   | 3:48.50   | Asbel Kiprop                                    | KEN                     | 30.6.89  | Eugene              | 7 Jun 09    |           |
| <b>3000 Metres</b>                   |           |   |                         |          |                     |             |           |
| 12                                   | 9:12.0    | Andrew Barnett                                  | GBR                     | 22.6.55  |                     | 68          |           |
| 13                                   | 8:22.53i  | Zhao Xin  | CHN                     | 15.11.87 | Beijing             | 20 Feb 01   |           |
|                                      | 8:40.32   | Shaun Zuzani                                    | RSA                     | 25.12.90 | Bellville           | 11 Mar 04   |           |
| 14                                   | 8:22.53i  | Zhao Xin  | CHN                     | 15.11.87 | Beijing             | 20 Feb 01   |           |
|                                      | 8:24.24   | Yuki Sato                                       | JPN                     | 26.11.86 | Rifu                | 17 Oct 01   |           |
| 15                                   | 7:43.00   | Abreham Cherkos                                 | ETH                     | 23.9.89  | Rieti               | 28 Aug 05   |           |
| 16                                   | 7:32.37   | Abreham Cherkos                                 | ETH                     | 23.9.89  | Lausanne            | 11 Jul 06   |           |
| 17                                   | 7:32.37   | Abreham Cherkos                                 | ETH                     | 23.9.89  | Lausanne            | 11 Jul 06   |           |
| 18                                   | 7:28.78   | Augustine Choge                                 | KEN                     | 21.1.87  | Doha                | 13 May 05   |           |
| 19                                   | 7:27.72   | Eliud Kipchoge                                  | KEN                     | 5.11.84  | Bruxelles           | 3 Sep 04    |           |
| <b>5000 Metres</b>                   |           |   |                         |          |                     |             |           |
| 12                                   | 14:25.31  | Zhao Xin  | CHN                     | 15.11.87 | Beijing             | 1 Sep 00    |           |
| 13                                   | 14:21.98  | Zhao Xin  | CHN                     | 15.11.87 | Shanghai            | 7 May 01    |           |
| 14                                   | 13:52.58  | John Kariuki                                    | KEN                     | 10.11.86 | Naruto              | 13 Oct 01   |           |
| 15                                   | 13:19.54  | Jacob Kiplimo                                   | UGA                     | 14.11.00 | Ponzano Veneto      | 10 Jun 16   |           |
| 16                                   | 12:54.19  | Abreham Cherkos                                 | ETH                     | 23.9.89  | Roma                | 14 Jul 06   |           |
| 17                                   | 12:53.29i | Isiah Koech                                     | KEN                     | 19.12.93 | Düsseldorf          | 11 Feb 11   |           |
|                                      | 12:54.18  | Isiah Koech                                     | KEN                     | 19.12.93 | Monaco              | 22 Jul 11   |           |
| 18                                   | 12:47.53  | Hagos Gebrhiwet                                 | ETH                     | 11.5.94  | Paris (Saint-Denis) | 6 Jul 12    |           |
| 19                                   | 12:46.53  | Eliud Kipchoge                                  | KEN                     | 5.11.84  | Roma                | 2 Jul 04    |           |
| <b>10,000 Metres</b>                 |           |   |                         |          |                     |             |           |
| 13                                   | 33:39.5   | Dalibor Balgač                                  | CRO                     | 22.9.77  | Zagreb              | 14 Sep 91   |           |
| 14                                   | 29:04.0A  | Davis Kiplangat                                 | KEN                     | 10.7.98  | Nakuru              | 14 Jun 13   |           |
| 15                                   | 27:26.68  | Jacob Kiplimo                                   | UGA                     | 14.11.00 | Bydgoszcz           | 19 Jul 16   |           |
| 16                                   | 27:15.90  | Ibrahim Jeilan                                  | ETH                     | 12.6.89  | Hengelo             | 28 May 06   |           |
| 17                                   | 27:02.81  | Ibrahim Jeilan                                  | ETH                     | 12.6.89  | Bruxelles           | 25 Aug 06   |           |
| 18                                   | 26:41.75  | Samuel Wanjiru                                  | KEN                     | 10.11.86 | Bruxelles           | 26 Aug 05   |           |
| 19                                   | 26:30.03  | Nicholas Kemboi (later QAT)                     | KEN                     | 25.11.83 | Bruxelles           | 5 Sep 03    |           |
| <b>2000 Metres Steeplechase</b>      |           |   |                         |          |                     |             |           |
| 13                                   | 6:12.20   | Shaun Zuzani                                    | RSA                     | 25.12.90 | Bellville           | 31 Jan 04   |           |
| 14                                   | 5:40.26   | Osman Yahya                                     | SUD                     | 25.7.90  | Marrakech           | 15 Jul 05   |           |
| 15                                   | 5:26.52   | Abdelghani Ait Bahmad                           | MAR                     | 28.7.89  | Marrakech           | 15 Jul 05   |           |
| 16                                   | 5:21.36   | Nabil Ouhaddi                                   | MAR                     | 15.8.89  | Rabat               | 16 Jul 06   |           |
| 17                                   | 5:19.99   | Meresa Kahsay                                   | ETH                     | 23.5.96  | Donetsk             | 12 Jul 13   |           |
| 18                                   | 5:19.99   | Meresa Kahsay                                   | ETH                     | 23.5.96  | Donetsk             | 12 Jul 13   |           |
| 19                                   | 5:19.99   | Meresa Kahsay                                   | ETH                     | 23.5.96  | Donetsk             | 12 Jul 13   |           |
| <b>3000 Metres Steeplechase</b>      |           |   |                         |          |                     |             |           |
| 14                                   | 9:02.91   | Li Wei  | CHN                     | 11.3.83  | Zhaoqing            | 24 May 97   |           |
| 15                                   | 8:24.54   | Ronald Rutto                                    | KEN                     | 8.10.87  | Linz                | 31 Jul 03   |           |
| 16                                   | 8:12.28   | Getnet Wale                                     | ETH                     | 16.7.00  | Hengelo             | 11 Jun 17   |           |
| 17                                   | 8:03.49   | Consesus Kipruto                                | KEN                     | 8.12.94  | Monaco              | 20 Jul 12   |           |
| 18                                   | 7:58.66   | Stephen Cherono (later Saif Saaeed Shaheen QAT) | KEN                     | 15.10.82 | Bruxelles           | 24 Aug 01   |           |
| 19                                   | 7:58.10   | Stephen Cherono (later Saif Saaeed Shaheen QAT) | KEN                     | 15.10.82 | Monaco              | 19 Jul 02   |           |
| <b>110 Metres Hurdles</b> (91.4cm)   |           |   |                         |          |                     |             |           |
| 14                                   | 13.61     | -2.0  | D'Omar Boyden           | JAM      | 27.6.92             | Kingston    | 18 Mar 07 |
| 15                                   | 13.18     | 0.2   | Wayne Davis (later TTO) | USA      | 22.8.91             | Ostrava     | 12 Jul 07 |
| 16                                   | 13.13     | -1.1  | Jaheel Hyde             | JAM      | 2.2.97              | Donetsk     | 12 Jul 13 |
| 17                                   | 12.96     | 1.3   | Jaheel Hyde             | JAM      | 2.2.97              | Nanjing     | 23 Aug 14 |
| <b>110 Metres Hurdles</b> (99/100cm) |           |   |                         |          |                     |             |           |
| 14                                   | 14.05     | 0.5   | Damion Thomas           | USA      | 29.6.99             | Miramar     | 24 Apr 14 |
| 15                                   | 13.64     | 0.6   | Damion Thomas           | USA      | 29.6.99             | Gainesville | 3 Apr 15  |

| AGE                                 | MARK   | WIND   | NAME                    | COUNTRY | BORN     | VENUE          | DATE      |
|-------------------------------------|--------|--------|-------------------------|---------|----------|----------------|-----------|
| 16                                  | 13.20  | 0.6    | Dejour Russell          | JAM     | 1.4.00   | Bydgoszcz      | 20 Jul 16 |
| 17                                  | 13.08  | 2.0    | Wayne Davis (later TTO) | USA     | 22.8.91  | Port of Spain  | 31 Jul 09 |
| 18                                  | 13.06  | 0.5    | Tyler Mason             | JAM     | 15.11.95 | Eugene         | 24 Jul 14 |
| 19                                  | 12.99  | 0.5    | Wilhem Belocian         | FRA     | 22.6.95  | Eugene         | 24 Jul 14 |
| <b>110 Metres Hurdles</b> (106.7cm) |        |        |                         |         |          |                |           |
| 13                                  | 15.90  |        | Zhu Xiaoming            | CHN     | 28.1.87  | Tianjin        | 4 May 00  |
| 14                                  | 14.71  | 1.0    | Kevin Craddock          | USA     | 25.6.87  | Stanford       | 22 Jun 02 |
| 15                                  | 13.9   | 1.9    | Nassim Brahimi          | QAT     | 84       | Irbid          | 11 Aug 99 |
|                                     | 14.17  | 1.9    | Nassim Brahimi          | QAT     | 84       | Irbid          | 12 Aug 99 |
| 16                                  | 13.92  | 0.4    | Takumu Furuya           | JPN     | 12.3.97  | Oita           | 2 Aug 13  |
| 17                                  | 13.32  | 1.9    | Liu Xiang               | CHN     | 13.7.83  | Shanghai       | 6 May 01  |
|                                     | 13.32  | 0.7    | Dejour Russel           | JAM     | 1.4.00   | Kingston       | 24 Jun 17 |
| 18                                  | 13.12  | 1.6    | Liu Xiang               | CHN     | 13.7.83  | Lausanne       | 2 Jul 02  |
| 19                                  | 13.00  | -0.6   | Dayron Robles           | CUB     | 19.11.86 | Stuttgart      | 9 Sep 06  |
| <b>400 Metres Hurdles</b> (83.8cm)  |        |        |                         |         |          |                |           |
| 14                                  | 91.4cm | 52.2   | Alberto Queralta        | CUB     | 21.9.64  | La Habana      | 4 Mar 79  |
|                                     | 91.4cm | 52.50  | Alberto Queralta        | CUB     | 21.9.64  | Praha          | 3 Aug 79  |
| 15                                  |        | 50.85A | Sokwakhana Zazini       | RSA     | 23.9.00  | Germiston      | 2 Apr 16  |
| 16                                  |        | 48.84A | Sokwakhana Zazini       | RSA     | 23.9.00  | Pretoria       | 17 Mar 17 |
| 17                                  | 91.4cm | 48.26  | Jehue Gordon            | TTO     | 15.12.91 | Berlin         | 18 Aug 09 |
| <b>400 Metres Hurdles</b> (83.8cm)  |        |        |                         |         |          |                |           |
| 14                                  |        | 52.2   | Alberto Queralta        | CUB     | 21.9.64  | La Habana      | 4 Mar 79  |
|                                     |        | 52.50  | Alberto Queralta        | CUB     | 21.9.64  | Praha          | 3 Aug 79  |
| 15                                  |        | 51.14A | LJ van Zyl              | RSA     | 20.7.85  | Pretoria       | 20 Apr 01 |
| 16                                  |        | 48.89  | LJ van Zyl              | RSA     | 20.7.85  | Kingston       | 19 Jul 02 |
| 17                                  |        | 48.26  | Jehue Gordon            | TTO     | 15.12.91 | Berlin         | 18 Aug 09 |
| 18                                  |        | 48.02  | Danny Harris            | USA     | 7.9.65   | Los Angeles    | 17 Jun 84 |
| 19                                  |        | 47.24  | Kerron Clement          | USA     | 31.10.85 | Carson         | 26 Jun 05 |
| <b>High Jump</b>                    |        |        |                         |         |          |                |           |
| 12                                  |        | 2.00   | Cai Guojun              | CHN     | 8.2.87   | Jinan          | 2 May 99  |
| 13                                  |        | 2.03   | Hisanori Yamamoto       | JPN     | 26.8.62  |                | 20 Jun 76 |
| 14                                  |        | 2.17A  | TreDarius Tintinger     | USA     | 22.6.02  | Butte          | 26 May 17 |
| 15                                  |        | 2.21   | Xu Weiqiang             | CHN     | 22.5.86  | Shanghai       | 21 May 02 |
| 16                                  |        | 2.33   | Javier Sotomayor        | CUB     | 13.10.67 | La Habana      | 19 May 84 |
| 17                                  |        | 2.34   | Javier Sotomayor        | CUB     | 13.10.67 | La Habana      | 20 Mar 85 |
| 18                                  |        | 2.36   | Javier Sotomayor        | CUB     | 13.10.67 | Santiago/CUB   | 23 Feb 86 |
| 19                                  |        | 2.37   | Javier Sotomayor        | CUB     | 13.10.67 | Athina         | 20 Jun 87 |
|                                     |        | 2.37   | Dragutin Topić          | YUG     | 12.3.71  | Plovdiv        | 12 Aug 90 |
|                                     |        | 2.37   | Steve Smith             | GBR     | 29.3.73  | Seoul          | 20 Sep 92 |
|                                     |        | 2.37i  | Steve Smith             | GBR     | 29.3.73  | Toronto        | 14 Mar 93 |
|                                     |        | 2.37   | Jacques Freitag         | RSA     | 11.6.82  | Durban         | 23 Mar 02 |
|                                     |        | 2.37i  | Ivan Ukhov              | RUS     | 29.3.86  | Arnstadt       | 4 Feb 06  |
| <b>Pole Vault</b>                   |        |        |                         |         |          |                |           |
| 12                                  |        | 4.10   | Valentin Revenko        | UKR     | 3.7.86   | Belaya Tserkov | 27 Jun 99 |
| 13                                  |        | 4.65   | Pål Haugen Lillefosse   | NOR     | 4.6.01   | Bergen         | 29 May 15 |
| 14                                  |        | 4.95   | Hussein Assem Al-Hizam  | KSA     | 4.1.98   | Bottrop        | 7 Jul 12  |
| 15                                  |        | 5.33   | Jacob Davis             | USA     | 29.4.78  | Orangefield    | 12 Apr 94 |
| 16                                  |        | 5.55   | Emmanouíl Karális       | GRE     | 20.10.99 | Ostrava        | 20 May 16 |
| 17                                  |        | 5.90   | Armand Duplantis        | SWE     | 10.11.99 | Austin         | 1 Apr 17  |
| 18                                  |        | 5.90   | Armand Duplantis        | SWE     | 10.11.99 | Austin         | 1 Apr 17  |
| 19                                  |        | 5.90   | Jacob Davis             | USA     | 29.4.78  | Austin         | 4 Apr 98  |
|                                     |        | 5.90   | Armand Duplantis        | SWE     | 10.11.99 | Austin         | 1 Apr 17  |
| <b>Long Jump</b>                    |        |        |                         |         |          |                |           |
| 12                                  |        | 6.52   | Gu Junjie               | CHN     | 5.5.85   | Chengdu        | 19 Apr 98 |
| 13                                  |        | 7.41   | Gu Junjie               | CHN     | 5.5.85   | Shijiazhuang   | 25 Apr 99 |
| 14                                  |        | 7.75   | Li Zhiyuan              | CHN     | 24.2.87  | Tianjin        | 19 May 01 |
| 15                                  |        | 7.91   | Wang Jianan             | CHN     | 27.8.96  | Zibo           | 26 May 12 |
| 16                                  |        | 8.17   | Zhang Xiaoyi            | CHN     | 25.5.89  | Chongqing      | 23 Apr 06 |
| 17                                  |        | 8.30   | Shi Yuhao               | CHN     | 26.9.98  | Ordos          | 27 Jun 16 |
| 18                                  |        | 8.30   | Shi Yuhao               | CHN     | 26.9.98  | Ordos          | 27 Jun 16 |
| 19                                  |        | 8.62   | Carl Lewis              | USA     | 1.7.61   | Sacramento     | 20 Jun 81 |



| AGE                          | MARK   | WIND   | NAME                 | COUNTRY | BORN     | VENUE               | DATE      |
|------------------------------|--------|--------|----------------------|---------|----------|---------------------|-----------|
| <b>Triple Jump</b>           |        |        |                      |         |          |                     |           |
| 12                           | 14.99  | -0.4   | Huang Zhilong        | CHN     | 20.10.87 | Shanghai            | 19 Apr 00 |
| 13                           | 15.85  | 0.7    | Gu Junjie            | CHN     | 5.5.85   | Shijiazhuang        | 24 Apr 99 |
| 14                           | 15.90  |        | Martin Lamou         | FRA     | 13.5.99  | Limoges             | 19 Apr 14 |
| 15                           | 16.89  |        | Gu Junjie            | CHN     | 5.5.85   | Guangzhou           | 25 Aug 00 |
| 16                           | 17.24  | 0.7    | Lázaro Martínez      | CUB     | 3.11.97  | La Habana           | 1 Feb 14  |
| 17                           | 17.24  | 0.7    | Lázaro Martínez      | CUB     | 3.11.97  | La Habana           | 1 Feb 14  |
| 18                           | 17.31  | -0.2   | David Girat          | CUB     | 26.8.84  | Paris (Saint-Denis) | 23 Aug 03 |
| 19                           | 17.69  | 2.0    | Pedro Pablo Pichardo | CUB     | 30.6.93  | La Habana           | 4 Jun 13  |
| <b>Shot Put (5Kg)</b>        |        |        |                      |         |          |                     |           |
| 13                           | 16.43i |        | Wictor Petersson     | SWE     | 1.5.98   | Malmö               | 5 Feb 12  |
|                              | 15.85  |        | Jacko Gill           | NZL     | 20.12.94 | Auckland            | 8 Nov 08  |
| 14                           | 20.42  |        | Jacko Gill           | NZL     | 20.12.94 | Timaru              | 13 Dec 09 |
| 15                           | 23.86  |        | Jacko Gill           | NZL     | 20.12.94 | Hastings/NZL        | 11 Dec 10 |
| 16                           | 24.45  |        | Jacko Gill           | NZL     | 20.12.94 | North Shore         | 19 Dec 11 |
| 17                           | 24.45  |        | Jacko Gill           | NZL     | 20.12.94 | North Shore         | 19 Dec 11 |
| <b>Shot Put (6Kg)</b>        |        |        |                      |         |          |                     |           |
| 13                           | 13.25i |        | Nikita Nesterenko    | UKR     | 15.4.91  | Dnepropetrovsk      | 22 Jan 05 |
|                              | 7.26Kg | 12.16  | Teijo Kõöpikkä       | FIN     | 7.10.80  | Laihia              | 24 Aug 94 |
| 14                           | 17.41  |        | Jacko Gill           | NZL     | 20.12.94 | Auckland            | 19 Dec 09 |
| 15                           | 20.76  |        | Jacko Gill           | NZL     | 20.12.94 | Moncton             | 21 Jul 10 |
| 16                           | 22.31  |        | Jacko Gill           | NZL     | 20.12.94 | North Shore         | 5 Dec 11  |
| 17                           | 22.38i |        | Konrad Bukowiecki    | POL     | 17.3.97  | Toruń               | 24 Jan 15 |
|                              | 22.31  |        | Jacko Gill           | NZL     | 20.12.94 | North Shore         | 5 Dec 11  |
| 18                           | 23.00  |        | Jacko Gill           | NZL     | 20.12.94 | North Shore         | 18 Aug 13 |
| 19                           | 23.00  |        | Jacko Gill           | NZL     | 20.12.94 | North Shore         | 18 Aug 13 |
| <b>Shot Put (7.26Kg)</b>     |        |        |                      |         |          |                     |           |
| 13                           | 12.16  |        | Teijo Kõöpikkä       | FIN     | 7.10.80  | Laihia              | 24 Aug 94 |
| 14                           | 14.28  |        | Glenn DiGiorgio      | USA     | 20.8.84  |                     | 99        |
| 15                           | 18.57  |        | Jacko Gill           | NZL     | 20.12.94 | Nouméa              | 16 Oct 10 |
| 16                           | 20.38  |        | Jacko Gill           | NZL     | 20.12.94 | North Shore         | 5 Dec 11  |
| 17                           | 20.46i |        | Konrad Bukowiecki    | POL     | 17.3.97  | Praha               | 5 Mar 15  |
|                              | 20.46i |        | Konrad Bukowiecki    | POL     | 17.3.97  | Praha               | 6 Mar 15  |
|                              | 20.38  |        | Jacko Gill           | NZL     | 20.12.94 | North Shore         | 5 Dec 11  |
| 18                           | 20.78  |        | Konrad Bukowiecki    | POL     | 17.3.97  | Zagreb              | 7 Sep 15  |
| 19                           | 21.97i |        | Konrad Bukowiecki    | POL     | 17.3.97  | Beograd             | 4 Mar 17  |
|                              | 21.88  |        | Randy Barnes         | USA     | 16.6.66  | Waco                | 18 Apr 86 |
| <b>Discus Throw (1.5Kg)</b>  |        |        |                      |         |          |                     |           |
| 12                           | 1.62Kg | 34.19* | Jack Wall            | USA     | 10.9.58  | Corry               | 2 Jun 71  |
| 13                           |        | 43.07  | Lachlan Page         | AUS     | 16.12.97 | Adelaide            | 22 Oct 11 |
| 14                           |        | 59.17  | Nikita Nesterenko    | UKR     | 15.4.91  | Yalta               | 5 Feb 06  |
| 15                           |        | 68.35  | Nikita Nesterenko    | UKR     | 15.4.91  | Thessaloníki        | 1 Jul 06  |
| 16                           |        | 74.32  | Nikita Nesterenko    | UKR     | 15.4.91  | Antalya             | 30 Mar 08 |
| 17                           |        | 77.50  | Nikita Nesterenko    | UKR     | 15.4.91  | Koncha-Zaspa        | 19 May 08 |
| <b>Discus Throw (1.75Kg)</b> |        |        |                      |         |          |                     |           |
| 12                           | 2Kg    | 27.07  | Jack Wall            | USA     | 10.9.58  | Erie                | 31 Jul 71 |
| 13                           | 2Kg    | 35.38  | Jack Wall            | USA     | 10.9.58  | Erie                | 1 Jul 72  |
| 14                           |        | 47.37  | Nikita Nesterenko    | UKR     | 15.4.91  | Yalta               | 25 Sep 05 |
| 15                           |        | 58.23  | Marin Premeru        | CRO     | 29.8.90  | Maribor             | 15 Jul 06 |
| 16                           | 2Kg    | 62.83  | Nikita Nesterenko    | UKR     | 15.4.91  | Yalta               | 24 Feb 08 |
| 17                           |        | 70.13  | Nikita Nesterenko    | UKR     | 15.4.91  | Halle               | 24 May 08 |
| 18                           |        | 70.13  | Nikita Nesterenko    | UKR     | 15.4.91  | Halle               | 24 May 08 |
| 19                           |        | 70.13  | Nikita Nesterenko    | UKR     | 15.4.91  | Halle               | 24 May 08 |
| <b>Discus Throw (2Kg)</b>    |        |        |                      |         |          |                     |           |
| 12                           |        | 27.07  | Jack Wall            | USA     | 10.9.58  | Erie                | 31 Jul 71 |
| 13                           |        | 35.38  | Jack Wall            | USA     | 10.9.58  | Erie                | 1 Jul 72  |
| 14                           |        | 45.70  | Marin Premeru        | CRO     | 29.8.90  | Zagreb              | 15 Jun 05 |
| 15                           |        | 55.80  | Nikita Nesterenko    | UKR     | 15.4.91  | Dnepropetrovsk      | 6 May 06  |
| 16                           |        | 62.83  | Nikita Nesterenko    | UKR     | 15.4.91  | Yalta               | 24 Feb 08 |
| 17                           |        | 65.31  | Nikita Nesterenko    | UKR     | 15.4.91  | Tallinn             | 3 Jun 08  |
| 18                           |        | 65.31  | Nikita Nesterenko    | UKR     | 15.4.91  | Tallinn             | 3 Jun 08  |
| 19                           |        | 67.63  | Lawrence Okoye       | GBR     | 6.10.91  | London              | 9 Jul 11  |

| EVENT                                | MARK     | NAME                 | COUNTRY | BORN     | VENUE         | DATE      |
|--------------------------------------|----------|----------------------|---------|----------|---------------|-----------|
| <b>Hammer Throw (5Kg)</b>            |          |                      |         |          |               |           |
| 12                                   | 57.83    | Sándor Pálhegyi      | HUN     | 4.11.88  | Budapest      | 19 Sep 01 |
| 13                                   | 66.30    | Gleb Piskunov        | UKR     | 25.11.98 | Yalta         | 26 Sep 12 |
| 14                                   | 77.74    | Sándor Pálhegyi      | HUN     | 4.11.88  | Szombathely   | 6 Sep 03  |
| 15                                   | 82.65    | Gleb Piskunov        | UKR     | 25.11.98 | Nanjing       | 24 Aug 14 |
| 16                                   | 87.16    | Bence Halász         | HUN     | 4.8.97   | Baku          | 31 May 14 |
| 17                                   | 87.16    | Bence Halász         | HUN     | 4.8.97   | Baku          | 31 May 14 |
| <b>Hammer Throw (6Kg)</b>            |          |                      |         |          |               |           |
| 12                                   | 48.11    | Sándor Pálhegyi      | HUN     | 4.11.88  | Szombathely   | 25 Aug 01 |
| 13                                   | 53.80    | Sándor Pálhegyi      | HUN     | 4.11.88  | Budapest      | 4 May 02  |
| 14 7.26Kg                            | 68.96    | Vladislav Piskunov   | UKR     | 7.6.78   | Rovno         | 25 May 93 |
| 15                                   | 70.27    | Kristóf Németh       | HUN     | 17.9.87  | Szombathely   | 17 May 03 |
| 16                                   | 75.67    | Bence Halász         | HUN     | 4.8.97   | Veszprém      | 8 Jun 14  |
| 17                                   | 85.57    | Ashraf Amgad Elseify | QAT     | 20.2.95  | Barcelona     | 14 Jul 12 |
| 18                                   | 85.57    | Ashraf Amgad Elseify | QAT     | 20.2.95  | Barcelona     | 14 Jul 12 |
| 19                                   | 85.57    | Ashraf Amgad Elseify | QAT     | 20.2.95  | Barcelona     | 14 Jul 12 |
| <b>Hammer Throw (7.26Kg)</b>         |          |                      |         |          |               |           |
| 12                                   | 40.70    | Sándor Pálhegyi      | HUN     | 4.11.88  | Szombathely   | 13 Oct 01 |
| 13                                   | 48.85    | Sándor Pálhegyi      | HUN     | 4.11.88  | Szombathely   | 12 Oct 02 |
| 14                                   | 68.96    | Vladislav Piskunov   | UKR     | 7.6.78   | Rovno         | 25 May 93 |
| 15                                   | 68.96    | Vladislav Piskunov   | UKR     | 7.6.78   | Rovno         | 25 May 93 |
| 16                                   | 73.66    | Vladislav Piskunov   | UKR     | 7.6.78   | Kiyev         | 11 Jun 94 |
| 17                                   | 73.66    | Vladislav Piskunov   | UKR     | 7.6.78   | Kiyev         | 11 Jun 94 |
| 18                                   | 76.54    | Valeriy Gubkin       | BLR     | 3.9.67   | Minsk         | 27 Jun 86 |
| 19                                   | 80.34    | Igor Nikulin         | RUS     | 14.8.60  | Moskva        | 21 Jun 80 |
| <b>Javelin Throw (700g)</b>          |          |                      |         |          |               |           |
| 12                                   | 49.01    | Matevž Majcen        | SLO     | 15.8.91  | Ravne         | 17 Jul 04 |
| 13                                   | 55.19    | Max Law              | GBR     | 13.5.02  | London        | 9 Apr 16  |
| 14 800g                              | 70.02    | Rohit Yadav          | IND     | 6.6.01   | Allahabad     | 21 Apr 16 |
| 15                                   | 79.75    | Zhang Guisheng       | CHN     | 3.10.95  | Chengdu       | 30 Mar 11 |
| 16                                   | 89.34    | Braian Toledo        | ARG     | 8.9.93   | Mar del Plata | 6 Mar 10  |
| 17                                   | 89.34    | Braian Toledo        | ARG     | 8.9.93   | Mar del Plata | 6 Mar 10  |
| <b>Javelin Throw (800g)</b>          |          |                      |         |          |               |           |
| 12                                   | 43.48    | Matevž Majcen        | SLO     | 15.8.91  | Celje         | 21 Jul 04 |
| 13                                   | 53.02    | Bartul Zemunik       | CRO     | 3.5.99   | Bar           | 1 May 13  |
| 14                                   | 70.02    | Rohit Yadav          | IND     | 6.6.01   | Allahabad     | 21 Apr 16 |
| 15                                   | 70.02    | Rohit Yadav          | IND     | 6.6.01   | Allahabad     | 21 Apr 16 |
| 16                                   | 79.96    | Aki Parviainen       | FIN     | 26.10.74 | Pyhäselkä     | 12 Sep 91 |
| 17                                   | 80.94    | Aki Parviainen       | FIN     | 26.10.74 | Jyväskylä     | 5 Jul 92  |
| 18                                   | 86.48    | Neeraj Chopra        | IND     | 24.12.97 | Bydgoszcz     | 23 Jul 16 |
| 19                                   | 86.48    | Neeraj Chopra        | IND     | 24.12.97 | Bydgoszcz     | 23 Jul 16 |
| <b>Decathlon (Senior implements)</b> |          |                      |         |          |               |           |
| 15                                   | 7119     | Qi Haifeng           | CHN     | 7.8.83   | Shanghai      | 6 Jun 99  |
| 16                                   | 7437     | Qi Haifeng           | CHN     | 7.8.83   | Xian          | 17 Sep 99 |
| 17                                   | 8104     | Valter Külvet        | EST     | 19.2.64  | Viimsi        | 23 Aug 81 |
| 18                                   | 8257     | Yordanis García      | CUB     | 21.11.88 | Osaka         | 1 Sep 07  |
| 19                                   | 8397     | Torsten Voss         | GDR     | 24.3.63  | Erfurt        | 7 Jul 82  |
| <b>10,000 Metres Walk</b>            |          |                      |         |          |               |           |
| 13                                   | 44:10.0  | Vyacheslav Fedchuk   | MDA     | 24.4.73  | Oryol         | 30 Jun 86 |
| 14                                   | 42:55.1  | Aleksandr Stokov     | RUS     | 21.8.82  | Vladimir      | 17 May 97 |
| 15                                   | 39:47.20 | Chen Ding            | CHN     | 5.8.92   | Bydgoszcz     | 11 Jul 08 |
| 16                                   | 39:47.20 | Chen Ding            | CHN     | 5.8.92   | Bydgoszcz     | 11 Jul 08 |
| 17                                   | 38:46.4  | Viktor Burayev       | RUS     | 23.8.82  | Moskva        | 20 May 00 |
| 18                                   | 38:46.4  | Viktor Burayev       | RUS     | 23.8.82  | Moskva        | 20 May 00 |
| 19                                   | 38:46.4  | Viktor Burayev       | RUS     | 23.8.82  | Moskva        | 20 May 00 |
| <b>20 Kilometres Walk</b>            |          |                      |         |          |               |           |
| 14                                   | 1:22:05  | Yu Guoping           | CHN     | 13.6.86  | Dandong       | 13 Apr 01 |
| 15                                   | 1:18:07  | Li Gaobo             | CHN     | 4.5.89   | Cixi          | 23 Apr 05 |
| 16                                   | 1:18:07  | Li Gaobo             | CHN     | 4.5.89   | Cixi          | 23 Apr 05 |
| 17                                   | 1:18:07  | Li Gaobo             | CHN     | 4.5.89   | Cixi          | 23 Apr 05 |
| 18                                   | 1:18:06  | Viktor Burayev       | RUS     | 23.8.82  | Adler         | 4 Mar 01  |
| 19                                   | 1:17:40  | Chen Ding            | CHN     | 5.8.92   | Taicang       | 30 Mar 12 |

| AGE                | MARK     | WIND | NAME                 | COUNTRY | BORN     | VENUE            | DATE      |
|--------------------|----------|------|----------------------|---------|----------|------------------|-----------|
| <b>WOMEN</b>       |          |      |                      |         |          |                  |           |
| <b>100 Metres</b>  |          |      |                      |         |          |                  |           |
| 12                 | 11.77    | 0.2  | Tamari Davis         | USA     | 15.2.03  | Jacksonville     | 4 Apr 15  |
| 13                 | 11.73    |      | Aminah Haddad        | USA     | 13.9.78  | Norwalk          | 6 Jun 92  |
| 14                 | 11.40    | 0.7  | Ashton Purvis        | USA     | 12.7.92  | Sacramento       | 28 Apr 07 |
| 15                 | 11.17    | 2.0  | Marion Jones         | USA     | 12.10.75 | Norwalk          | 1 Jun 91  |
| 16                 | 10.98    | 2.0  | Candace Hill         | USA     | 11.2.99  | Shoreline        | 20 Jun 15 |
| 17                 | 10.98    | 2.0  | Candace Hill         | USA     | 11.2.99  | Shoreline        | 20 Jun 15 |
| 18                 | 10.89    | 1.8  | Katrin Krabbe        | GDR     | 22.11.69 | East Berlin      | 20 Jul 88 |
| 19                 | 10.88    | 2.0  | Marlies Oelsner      | GDR     | 21.3.58  | Dresden          | 1 Jul 77  |
| <b>200 Metres</b>  |          |      |                      |         |          |                  |           |
| 12                 | 23.71    |      | Lauren Williams      | USA     | 25.7.99  | Glendale         | 1 Apr 12  |
| 13                 | 23.62    |      | Kayla Davis          | USA     | 21.12.03 | Atlanta          | 28 May 17 |
| 14                 | 22.8     |      | Debbie Wells         | AUS     | 29.5.61  | Brisbane         | 28 Feb 76 |
|                    | 23.21    | 0.6  | Tamari Davis         | USA     | 15.2.03  | Eugene           | 26 May 17 |
| 15                 | 22.76    | -0.6 | Marion Jones         | USA     | 12.10.75 | New York         | 15 Jun 91 |
| 16                 | 22.43    | -0.7 | Candace Hill         | USA     | 11.2.99  | Cali             | 19 Jul 15 |
| 17                 | 22.11A   | -0.5 | Allyson Felix        | USA     | 18.11.85 | Ciudad de México | 3 May 03  |
| 18                 | 22.11A   | -0.5 | Allyson Felix        | USA     | 18.11.85 | Ciudad de México | 3 May 03  |
| 19                 | 22.07    | 0.2  | Dina Asher-Smith     | GBR     | 4.12.95  | Beijing          | 28 Aug 15 |
| <b>400 Metres</b>  |          |      |                      |         |          |                  |           |
| 12                 | 53.36    |      | Raevyn Rogers        | USA     | 7.9.96   | Ypsilanti        | 5 Jul 09  |
| 13                 | 53.10    |      | Robin Reynolds       | USA     | 22.2.94  | Lisle            | 8 Jul 07  |
| 14                 | 52.68    |      | Chris-Ann Gordon     | JAM     | 18.9.94  | Kingston         | 4 Apr 09  |
| 15                 | 51.16    |      | Li Jing              | CHN     | 14.2.80  | Nanjing          | 26 Oct 95 |
| 16                 | 51.14    |      | Grit Breuer          | GDR     | 16.2.72  | Jena             | 3 Jun 88  |
| 17                 | 50.01    |      | Li Jing              | CHN     | 14.2.80  | Shanghai         | 18 Oct 97 |
| 18                 | 49.50    |      | Grit Breuer          | GDR     | 16.2.72  | Split            | 29 Aug 90 |
| 19                 | 49.42    |      | Grit Breuer          | GDR     | 16.2.72  | Tokyo            | 27 Aug 91 |
| <b>800 Metres</b>  |          |      |                      |         |          |                  |           |
| 12                 | 2:06.90  |      | Raevyn Rogers        | USA     | 7.9.96   | Ypsilanti        | 4 Jul 09  |
| 13                 | 2:03.63  |      | Yu Junping           | CHN     | 19.11.83 | Shanghai         | 21 Oct 97 |
| 14                 | 2:02.43  |      | Mary Decker          | USA     | 4.8.58   | München          | 12 Jul 73 |
| 15                 | 2:01.46  |      | Keely Small          | AUS     | 9.6.01   | Canberra         | 11 Mar 17 |
| 16                 | 1:59.65  |      | Marion Hübner        | GDR     | 29.9.62  | Karl-Marx-Stadt  | 11 Aug 79 |
| 17                 | 1:57.18  |      | Wang Yuan            | CHN     | 8.4.76   | Beijing          | 8 Sep 93  |
| 18                 | 1:54.01  |      | Pamela Jelimo        | KEN     | 5.12.89  | Zürich           | 29 Aug 08 |
| 19                 | 1:54.01  |      | Pamela Jelimo        | KEN     | 5.12.89  | Zürich           | 29 Aug 08 |
| <b>1000 Metres</b> |          |      |                      |         |          |                  |           |
| 12                 | 2:52.97  |      | Delia Sclabas        | SUI     | 8.11.00  | Bern             | 18 Aug 13 |
| 13                 | 2:48.66  |      | Delia Sclabas        | SUI     | 8.11.00  | Luzern           | 15 Jul 14 |
| 14                 | 2:45.6   |      | Esther Desviat       | ESP     | 27.1.82  | Arganda          | 30 Mar 96 |
| 15                 | 2:42.24  |      | Georgia Peel         | GBR     | 26.5.94  | Moskva           | 23 May 10 |
| 16                 | 2:38.58  |      | Josephine White      | GBR     | 7.12.60  | London           | 9 Sep 77  |
| 17                 | 2:35.80i |      | Mary Cain            | USA     | 3.5.96   | Boston           | 8 Feb 14  |
|                    | 2:36.84  |      | Hildegard Ullrich    | GDR     | 20.12.59 | Dresden          | 7 Aug 77  |
| 18                 | 2:35.4   |      | Irina Nikitina       | RUS     | 16.1.61  | Podolsk          | 5 Aug 79  |
|                    | 2:35.4   |      | Katrin Wühn          | GDR     | 19.11.65 | Potsdam          | 12 Jul 84 |
| 19                 | 2:35.1   |      | Brigitte Kraus       | FRG     | 12.8.56  | Lüdenscheid      | 7 Jul 76  |
| <b>1500 Metres</b> |          |      |                      |         |          |                  |           |
| 12                 | 4:24.96  |      | Georgie Clarke       | AUS     | 17.6.84  | Melbourne        | 23 Feb 97 |
| 13                 | 4:15.86  |      | Justina Chepchirchir | KEN     | 20.10.68 | Brisbane         | 9 Oct 82  |
| 14                 | 4:08.79  |      | Jackline Maranga     | KEN     | 16.12.77 | Seoul            | 20 Sep 92 |
| 15                 | 4:06.77  |      | Georgie Clarke       | AUS     | 17.6.84  | Hobart           | 30 Jan 00 |
| 16                 | 3:54.52  |      | Zhang Ling           | CHN     | 13.4.81  | Shanghai         | 18 Oct 97 |
| 17                 | 3:53.91  |      | Yin Lili             | CHN     | 11.11.79 | Shanghai         | 18 Oct 97 |
| 18                 | 3:51.34  |      | Lang Yinglai         | CHN     | 22.8.79  | Shanghai         | 18 Oct 97 |
| 19                 | 3:51.34  |      | Lang Yinglai         | CHN     | 22.8.79  | Shanghai         | 18 Oct 97 |
| <b>One Mile</b>    |          |      |                      |         |          |                  |           |
| 12                 | 4:54.4   |      | Carol Lantry         | USA     | 6.12.63  |                  | 22 May 76 |
| 13                 | 4:48.8   |      | Katharina Denz       | SUI     | 9.9.63   | Los Angeles      | 12 Jun 77 |
| 14                 | 4:40.1i  |      | Mary Decker          | USA     | 4.8.58   | Richmond         | 16 Mar 73 |
|                    | 4:42.0   |      | Mary Decker          | USA     | 4.8.58   | Bakersfield      | 19 May 73 |



| EVENT  | MARK     | NAME                            | COUNTRY           | BORN     | VENUE               | DATE          |           |
|--|----------|---------------------------------|-------------------|----------|---------------------|---------------|-----------|
| 15   | 4:36.0   | Gunvor Hilde                    | NOR               | 13.11.63 | London              | 14 Sep 79     |           |
| 16   | 4:28.25i | Mary Cain                       | USA               | 3.5.96   | New York            | 16 Feb 13     |           |
|  | 4:33.13  | Suzy Walsham                    | AUS               | 22.11.73 | Sydney              | 7 Jan 90      |           |
| 17   | 4:24.11i | Mary Cain                       | USA               | 3.5.96   | Boston              | 24 Jan 14     |           |
|  | 4:28.51  | Mestawat (aka Mestawot) Tadesse | ETH               | 19.7.85  | Lille               | 15 Jun 03     |           |
| 18   | 4:24.11i | Mary Cain                       | USA               | 3.5.96   | Boston              | 24 Jan 14     |           |
|  | 4:28.16  | Stephanie Twell                 | GBR               | 17.8.89  | Bruxelles           | 14 Sep 07     |           |
| 19   | 4:17.57  | Zola Budd (ex-RSA)              | GBR               | 26.5.66  | Zürich              | 21 Aug 85     |           |
| <b>3000 Metres</b>   |          |                                 |                   |          |                     |               |           |
| 12   | 9:11.74  | Justina Chepchirchir            | KEN               | 20.10.68 | Tokyo               | 9 May 81      |           |
| 13   | 9:11.74  | Justina Chepchirchir            | KEN               | 20.10.68 | Tokyo               | 9 May 81      |           |
| 14   | 9:10.70  | Daniela Fetcere                 | LAT               | 28.8.90  | Valmiera            | 25 May 05     |           |
| 15   | 8:51.59  | Lydia Cheromei                  | KEN               | 11.5.77  | Bruxelles           | 28 Aug 92     |           |
| 16   | 8:36.45  | Ma Ningning                     | CHN               | 20.9.76  | Jinan               | 6 Jun 93      |           |
| 17   | 8:36.45  | Ma Ningning                     | CHN               | 20.9.76  | Jinan               | 6 Jun 93      |           |
| 18   | 8:33.56i | Tirunesh Dibaba                 | ETH               | 1.6.85   | Birmingham          | 20 Feb 04     |           |
|  | 8:36.45  | Ma Ningning                     | CHN               | 20.9.76  | Jinan               | 6 Jun 93      |           |
| 19   | 8:28.83  | Zola Budd (ex-RSA)              | GBR               | 26.5.66  | Roma                | 7 Sep 85      |           |
| <b>5000 Metres</b>   |          |                                 |                   |          |                     |               |           |
| 12   | 15:53.8  | Justina Chepchirchir            | KEN               | 20.10.68 | Kobe                | 3 May 81      |           |
| 13   | 15:53.8  | Justina Chepchirchir            | KEN               | 20.10.68 | Kobe                | 3 May 81      |           |
| 14   | 15:22.0A | Nancy Wambui                    | KEN               | 28.7.86  | Nairobi             | 12 May 01     |           |
| 15   | 15:08.42 | Guo Lingling                    | CHN               | 18.6.86  | Guangzhou           | 23 Nov 01     |           |
| 16   | 15:08.36 | Meseret Defar                   | ETH               | 19.11.83 | Heusden-Zolder      | 5 Aug 00      |           |
| 17   | 14:39.96 | Yin Lili                        | CHN               | 11.11.79 | Shanghai            | 23 Oct 97     |           |
| 18   | 14:35.18 | Sentayehu Ejigu                 | ETH               | 28.6.85  | Bergen              | 11 Jun 04     |           |
| 19   | 14:30.88 | Tirunesh Dibaba                 | ETH               | 1.6.85   | Bergen              | 11 Jun 04     |           |
| <b>10,000 Metres</b>   |          |                                 |                   |          |                     |               |           |
| 12   | 33:06.76 | Yang Lili                       | CHN               | 3.3.87   | Tianjin             | 9 May 99      |           |
| 13   | 33:06.76 | Yang Lili                       | CHN               | 3.3.87   | Tianjin             | 9 May 99      |           |
| 14   | 32:22.67 | Sun Guanghong                   | CHN               | 8.3.80   | Nanjing             | 26 Oct 94     |           |
| 15   | 31:15.38 | Sally Barsosio                  | KEN               | 21.3.78  | Stuttgart           | 21 Aug 93     |           |
| 16   | 31:15.38 | Sally Barsosio                  | KEN               | 21.3.78  | Stuttgart           | 21 Aug 93     |           |
| 17   | 30:39.98 | Yin Lili                        | CHN               | 11.11.79 | Shanghai            | 19 Oct 97     |           |
| 18   | 30:26.50 | Linet Masai                     | KEN               | 5.12.89  | Beijing             | 15 Aug 08     |           |
| 19   | 30:26.41 | Yasemin Can                     | TUR               | 11.12.96 | Río de Janeiro      | 12 Aug 16     |           |
| <b>2000 Metres Steeplechase (76.2cm)</b>   |          |                                 |                   |          |                     |               |           |
| 12   | 6:59.22  | Melissa Murrhly                 | NZL               | 31.1.90  | Wanganui            | 19 Jan 03     |           |
| 13   | 6:56.17  | Jessica Gilfillan               | AUS               | 10.2.92  | Gold Coast          | 2 Sep 05      |           |
| 14   | 6:32.0A  | Betty Kibet                     | KEN               | 3.4.00   | Nairobi             | 1 Apr 15      |           |
| 15   | 6:12.0A  | Roseflina Chepngetich           | KEN               | 17.6.97  | Nairobi             | 11 Jun 13     |           |
| 16   | 6:12.0A  | Roseflina Chepngetich           | KEN               | 17.6.97  | Nairobi             | 11 Jun 13     |           |
| 17   | 6:11.83  | Korahubsh Itaa                  | ETH               | 28.2.92  | Bressanone          | 10 Jul 09     |           |
| 18   | 6:11.83  | Korahubsh Itaa                  | ETH               | 28.2.92  | Bressanone          | 10 Jul 09     |           |
| 19   | 6:11.83  | Korahubsh Itaa                  | ETH               | 28.2.92  | Bressanone          | 10 Jul 09     |           |
| <b>3000 Metres Steeplechase (76.2cm)</b>   |          |                                 |                   |          |                     |               |           |
| 13   | 10:38.83 | Jessica Gilfillan               | AUS               | 10.2.92  | Gold Coast          | 19 Nov 05     |           |
| 14   | 10:18.7A | Betty Kibet                     | KEN               | 3.4.00   | Nairobi             | 17 Feb 15     |           |
| 15   | 9:38.44  | Halima Hassen                   | ETH               | 10.11.92 | Bydgoszcz           | 10 Jul 08     |           |
| 16   | 9:31.34  | Peruth Chemutai                 | UGA               | 10.7.99  | Shanghai            | 14 May 16     |           |
| 17   | 9:20.55  | Ruth Jebet                      | BRN               | 17.11.96 | Zürich              | 28 Aug 14     |           |
| 18   | 8:58.78  | Celliphine Chespol              | KEN               | 23.3.99  | Eugene              | 26 May 17     |           |
| 19   | 8:52.78  | Ruth Jebet                      | BRN               | 17.11.96 | Paris (Saint-Denis) | 27 Aug 16     |           |
| <b>100 Metres Hurdles (83.8cm, all performances faster than those at 76.2cm)</b> |          |                                 |                   |          |                     |               |           |
| 13   | 14.21    | 0.0                             | Trinity Wilson    | USA      | 4.9.94              | San Francisco | 12 Apr 08 |
| 14   | 13.34    | 0.5                             | Sydney McLaughlin | USA      | 7.8.99              | Greensboro    | 14 Jun 14 |
| 15   | 12.84    | 1.2                             | Tia Jones         | USA      | 8.9.00              | Clovis        | 25 Jun 16 |
| 16   | 12.84    | 1.2                             | Tia Jones         | USA      | 8.9.00              | Clovis        | 25 Jun 16 |
| 17   | 12.84    | 1.5                             | Aliuska López     | CUB      | 29.8.69             | Zagreb        | 16 Jul 87 |
|  | 12.84    | 1.2                             | Tia Jones         | USA      | 8.9.00              | Clovis        | 25 Jun 16 |
| 18   | 12.84    | 1.5                             | Aliuska López     | CUB      | 29.8.69             | Zagreb        | 16 Jul 87 |
|  | 12.84    | 1.2                             | Tia Jones         | USA      | 8.9.00              | Clovis        | 25 Jun 16 |
| 19   | 12.63A   | 1.3                             | Tobi Amusan       | NGR      | 23.4.97             | El Paso       | 25 Mar 17 |


| EVENT   | MARK           | NAME                      | COUNTRY            | BORN     | VENUE           | DATE            |           |
|---|----------------|---------------------------|--------------------|----------|-----------------|-----------------|-----------|
| <b>400 Metres Hurdles</b> (76.2cm)                                  |                |                           |                    |          |                 |                 |           |
| 13  | 60.46          | Viivi Lehtikainen         | FIN                | 27.8.99  | Vaasa           | 27 Jul 13       |           |
| 14  | 55.63          | Sydney McLaughlin         | USA                | 7.8.99   | Eugene          | 6 Jul 14        |           |
| 15  | 55.28          | Sydney McLaughlin         | USA                | 7.8.99   | Lisle           | 1 Jul 15        |           |
| 16  | 54.15          | Sydney McLaughlin         | USA                | 7.8.99   | Eugene          | 10 Jul 16       |           |
| 17  | 53.82          | Sydney McLaughlin         | USA                | 7.8.99   | Sacramento      | 25 Jun 17       |           |
| 18  | 53.82          | Sydney McLaughlin         | USA                | 7.8.99   | Egg Harbor      | 25 Jun 17       |           |
| 19  | 53.82          | Sydney McLaughlin         | USA                | 7.8.99   | Egg Harbor      | 25 Jun 17       |           |
| <b>High Jump</b>  |                |                           |                    |          |                 |                 |           |
| 12  | 1.75           | Stacey Destin             | USA                | 7.11.96  | Des Moines      | 4 Aug 09        |           |
| 13  | 1.81           | Akela Jones               | BAR                | 22.4.95  | Bridgetown      | 20 Mar 09       |           |
| 14  | 1.89           | Marina Kuptsova           | RUS                | 22.12.81 | Moskva          | 12 May 96       |           |
| 15  | 1.93i          | Venelina Veneva           | BUL                | 13.6.74  | Tolbukhin       | 24 Feb 90       |           |
|   | 1.90           | Barbara Fiammengo         | ITA                | 20.12.67 | Riccione        | 17 Sep 83       |           |
|   | 1.90           | Venelina Veneva           | BUL                | 13.6.74  | Varna           | 24 May 90       |           |
|   | 1.90           | Marina Kuptsova           | RUS                | 22.12.81 | Moskva          | 27 May 97       |           |
|   | 1.90           | Marina Kuptsova           | RUS                | 22.12.81 | Ljubljana       | 27 Jul 97       |           |
|   | 1.90           | Marina Kuptsova           | RUS                | 22.12.81 | Moskva          | 18 Aug 97       |           |
| 16  | 1.95i          | Marina Kuptsova           | RUS                | 22.12.81 | Brno            | 30 Jan 98       |           |
|   | 1.94           | Yelena Topchina           | RUS                | 28.10.66 | Schwechat       | 28 Aug 83       |           |
| 17  | 1.96A          | Charmaine Gale            | RSA                | 27.2.64  | Bloemfontein    | 4 Apr 81        |           |
|   | 1.96           | Olga Turchak              | KAZ                | 5.3.67   | Donetsk         | 7 Sep 84        |           |
|   | 1.96           | Eleanor Patterson         | AUS                | 22.5.96  | Townsville      | 7 Dec 13        |           |
|   | 1.96           | Vashti Cunningham         | USA                | 18.1.98  | Edmonton        | 1 Aug 15        |           |
| 18  | 2.01           | Heike Balck               | GDR                | 19.8.70  | Karl-Marx-Stadt | 18 Jun 89       |           |
| 19  | 2.01           | Olga Turchak              | KAZ                | 5.3.67   | Moskva          | 7 Jul 86        |           |
|   | 2.01           | Heike Balck               | GDR                | 19.8.70  | Karl-Marx-Stadt | 18 Jun 89       |           |
|   | 2.01           | Blanka Vlašić             | CRO                | 8.11.83  | Zürich          | 15 Aug 03       |           |
| <b>Pole Vault</b> ( <i>f</i> while Russia were suspended from IAAF) |                |                           |                    |          |                 |                 |           |
| 12  | 3.70i <i>f</i> | Aleksandra Blagodarova    | RUS                | 14.12.04 | Sankt Peterburg | 25 Feb 17       |           |
| 13  | 3.95i          | Ekateríni Stefanídou      | GRE                | 4.2.90   | Athína          | 18 Jan 04       |           |
|   | 3.92           | Lisa Ryzih (then Ryshich) | GER                | 27.9.88  | Rehlingen       | 3 Sep 02        |           |
| 14  | 4.15i          | Ekateríni Stefanídou      | GRE                | 4.2.90   | Athína          | 29 Jan 05       |           |
|   | 4.15           | Victoria Parnov           | AUS                | 24.10.90 | Runaway Bay     | 5 Jul 05        |           |
|   | 4.15           | Rosbeilys Peinado         | VEN                | 26.11.97 | Barquisimeto    | 11 Sep 12       |           |
| 15  | 4.40           | Elizabeth Parnov          | AUS                | 9.5.94   | Perth           | 17 Apr 10       |           |
|   | 4.40A          | Rosbeilys Peinado         | VEN                | 26.11.97 | Medellín        | 25 Aug 13       |           |
| 16  | 4.50           | Lisa Gunnarsson           | SWE                | 20.8.99  | Pézenas         | 28 May 16       |           |
|   | 4.50           | Lisa Gunnarsson           | SWE                | 20.8.99  | Angers          | 25 Jun 16       |           |
| 17  | 4.71i          | Wilma Murto               | FIN                | 11.6.98  | Zweibrücken     | 31 Jan 16       |           |
|   | 4.60           | Rosbeilys Peinado         | VEN                | 26.11.97 | Barquisimeto    | 20 May 15       |           |
| 18  | 4.71i          | Wilma Murto               | FIN                | 11.6.98  | Zweibrücken     | 31 Jan 16       |           |
|   | 4.60           | Rosbeilys Peinado         | VEN                | 26.11.97 | Barquisimeto    | 20 May 15       |           |
| 19  | 4.80           | Eliza McCartney           | NZL                | 11.12.96 | Dunedin         | 5 Mar 16        |           |
|   | 4.80           | Eliza McCartney           | NZL                | 11.12.96 | Río de Janeiro  | 19 Aug 16       |           |
| <b>Long Jump</b>  |                |                           |                    |          |                 |                 |           |
| 12  | 5.97           | 0.0                       | Kumiko Ikeda       | JPN      | 10.1.81         | Sakata          | 17 Oct 93 |
| 13  | 6.22           | 0.5                       | Sun Mingming       | CHN      | 23.9.86         | Tianjin         | 25 Aug 00 |
| 14  | 6.57i          | -                         | Heather Arneton    | FRA      | 27.7.02         | Eaubonne        | 15 Jan 17 |
|   | 6.52           | 1.7                       | Peng Fengmei       | CHN      | 9.7.79          | Beijing         | 5 Jun 94  |
| 15  | 6.64           | 2.0                       | Heike Daute        | GDR      | 16.12.64        | Santiago/CUB    | 15 Aug 80 |
| 16  | 6.91           | 1.0                       | Heike Daute        | GDR      | 16.12.64        | Jena            | 9 Aug 81  |
| 17  | 6.98           | 1.1                       | Heike Daute        | GDR      | 16.12.64        | Potsdam         | 18 Aug 82 |
| 18  | 7.14           | 1.1                       | Heike Daute        | GDR      | 16.12.64        | Bratislava      | 4 Jun 83  |
| 19  | 7.40           | 1.8                       | Heike Daute        | GDR      | 16.12.64        | Dresden         | 26 Jul 84 |
| <b>Triple Jump</b>  |                |                           |                    |          |                 |                 |           |
| 12  | 11.93i         | -                         | Emmi Mäkinen       | FIN      | 29.5.93         | Jyväskylä       | 18 Mar 06 |
|   | 11.74          | 0.6                       | Ciarra Brewer      | USA      | 3.12.93         | Folsom          | 11 Jun 06 |
| 13  | 12.52          | -1.3                      | Heather Arneton    | FRA      | 27.7.02         | Saint-Florentin | 9 Jul 16  |
| 14  | 13.66          | 1.8                       | Deng Linuo         | CHN      | 16.3.92         | Foshan          | 24 Nov 06 |
| 15  | 14.21          | 1.8                       | Dailenis Alcántara | CUB      | 10.8.91         | La Habana       | 1 Mar 07  |
| 16  | 14.25          | 0.5                       | Dailenys Alcántara | CUB      | 10.8.91         | Bydgoszcz       | 10 Jul 08 |
| 17  | 14.57          | 0.2                       | Huang Qiuyan       | CHN      | 5.1.80          | Shanghai        | 19 Oct 97 |
| 18  | 14.62          | 1.0                       | Tereza Marinova    | BUL      | 5.9.77          | Sydney          | 25 Aug 96 |
| 19  | 14.62          | 1.0                       | Tereza Marinova    | BUL      | 5.9.77          | Sydney          | 25 Aug 96 |

| EVENT                       | MARK   | NAME                   | COUNTRY | BORN     | VENUE           | DATE      |
|-----------------------------|--------|------------------------|---------|----------|-----------------|-----------|
| <b>Shot Put (3Kg)</b>       |        |                        |         |          |                 |           |
| 12                          | 13.92  | Margaret Satupai       | SAM     | 9.7.92   | Adelaide        | 1 Dec 04  |
| 13                          | 16.17  | Margaret Satupai       | SAM     | 9.7.92   | Knox            | 20 Oct 05 |
| 14                          | 17.83  | Corrie de Bruin        | NED     | 26.10.76 | Bruxelles       | 19 Jul 91 |
| 15                          | 19.06  | Corrie de Bruin        | NED     | 26.10.76 | Breda           | 12 Apr 92 |
| 16                          | 20.52  | Corrie de Bruin        | NED     | 26.10.76 | Assen           | 13 Jun 93 |
| 17                          | 20.52  | Corrie de Bruin        | NED     | 26.10.76 | Assen           | 13 Jun 93 |
| <b>Shot Put (4Kg)</b>       |        |                        |         |          |                 |           |
| 12                          | 12.80  | Filoi Aokuso           | AUS     | 26.12.95 | Sydney          | 25 Oct 08 |
| 13                          | 14.34A | Simoné du Toit         | RSA     | 27.9.88  | Pretoria        | 7 Sep 02  |
| 14                          | 16.00  | Bai Ping               | CHN     | 18.1.92  | Jinzhou         | 30 Aug 06 |
| 15                          | 16.97  | Li Min                 | CHN     | 9.11.81  | Fushun          | 26 Apr 97 |
| 16                          | 18.84  | Simone Michel          | GDR     | 18.12.60 | Potsdam         | 10 Aug 77 |
| 17                          | 19.48  | Ines Wittich           | GDR     | 14.11.69 | Leipzig         | 29 Jul 87 |
| 18                          | 20.51i | Heidi Krieger          | GDR     | 20.7.65  | Budapest        | 8 Feb 84  |
|                             | 20.24  | Heidi Krieger          | GDR     | 20.7.65  | Split           | 30 Apr 84 |
| 19                          | 21.30  | Ilona Slupianek        | GDR     | 24.9.56  | Karl-Marx-Stadt | 30 May 76 |
| <b>Discus Throw (1Kg)</b>   |        |                        |         |          |                 |           |
| 12                          | 43.38  | Viktoriya Sadova       | RUS     | 18.3.93  | Adler           | 17 Feb 06 |
| 13                          | 48.82  | Corrie de Bruin        | NED     | 26.10.76 | Zoetermeer      | 7 Oct 90  |
| 14                          | 54.68  | Corrie de Bruin        | NED     | 26.10.76 | Alphen          | 29 Jun 91 |
| 15                          | 57.74  | Ilke Wyludda           | GDR     | 28.3.69  | Cottbus         | 26 Jul 84 |
| 16                          | 62.36  | Ilke Wyludda           | GDR     | 28.3.69  | Halle           | 19 May 85 |
| 17                          | 65.86  | Ilke Wyludda           | GDR     | 28.3.69  | Neubrandenburg  | 1 Aug 86  |
| 18                          | 71.64  | Ilke Wyludda           | GDR     | 28.3.69  | Potsdam         | 20 Aug 87 |
| 19                          | 74.40  | Ilke Wyludda           | GDR     | 28.3.69  | East Berlin     | 13 Sep 88 |
| <b>Hammer Throw (3Kg)</b>   |        |                        |         |          |                 |           |
| 12                          | 56.04  | Zsófia Bácskay         | HUN     | 18.3.97  | Budapest        | 6 Mar 10  |
| 13                          | 64.51  | Zsófia Bácskay         | HUN     | 18.3.97  | Tatabánya       | 26 Sep 10 |
| 14                          | 69.66  | Bianca Perie           | ROU     | 1.6.90   | Bucureşti       | 20 Mar 05 |
| 15                          | 69.90  | Réka Gyurátz           | HUN     | 31.5.96  | Szombathely     | 12 May 12 |
| 16                          | 73.97  | Zsófia Bácskay         | HUN     | 18.3.97  | Budapest        | 1 Mar 14  |
| 17                          | 76.04  | Réka Gyurátz           | HUN     | 31.5.96  | Zalaegerszeg    | 23 Jun 13 |
| <b>Hammer Throw (4Kg)</b>   |        |                        |         |          |                 |           |
| 12                          | 47.37  | Zsófia Bácskay         | HUN     | 18.3.97  | Szekszárd       | 22 Jun 09 |
| 13                          | 55.92  | Zsófia Bácskay         | HUN     | 18.3.97  | Tapolca         | 28 Aug 10 |
| 14                          | 65.13  | Bianca Perie           | ROU     | 1.6.90   | Bucureşti       | 18 Mar 05 |
| 15                          | 66.30  | Zhang Wenxiu           | CHN     | 22.3.86  | Jinan           | 12 May 01 |
| 16                          | 67.38  | Bianca Perie           | ROU     | 1.6.90   | Beijing         | 16 Aug 06 |
| 17                          | 71.16  | Kamila Skolimowska     | POL     | 4.11.82  | Sydney          | 29 Sep 00 |
| 18                          | 72.42  | Zhang Wenxiu           | CHN     | 22.3.86  | Chengdu         | 3 Apr 04  |
| 19                          | 73.24  | Zhang Wenxiu           | CHN     | 22.3.86  | Changsha        | 24 Jun 05 |
| <b>Javelin Throw (500g)</b> |        |                        |         |          |                 |           |
| 12                          | 46.89  | Carolina Visca         | ITA     | 31.5.00  | Roma            | 6 Apr 13  |
| 13 (old model 600g)         | 60.26  | Liang Lili             | CHN     | 16.11.83 | Chengdu         | 2 Jun 97  |
| 14 (old model 600g)         | 61.81  | Liang Lili             | CHN     | 16.11.83 | Beijing         | 3 Sep 98  |
| 15 (old model 600g)         | 61.81  | Liang Lili             | CHN     | 16.11.83 | Beijing         | 3 Sep 98  |
| 16 (old model 600g)         | 66.40  | Antoaneta Todorova     | BUL     | 8.6.63   | Sofiya          | 25 May 80 |
| 17 (old model 600g)         | 69.66  | Antoaneta Todorova     | BUL     | 8.6.63   | Sofiya          | 7 Jun 81  |
| <b>Javelin Throw (600g)</b> |        |                        |         |          |                 |           |
| 12                          | 43.02  | Jucilene Sales de Lima | BRA     | 14.9.90  | São Caetano     | 21 Jun 03 |
| 13                          | 53.65  | Xu Xin                 | CHN     | 3.8.87   | Shanghai        | 7 May 01  |
| 14                          | 56.45  | Xu Xin                 | CHN     | 3.8.87   | Guangzhou       | 23 Nov 01 |
| 15                          | 60.90  | Liang Lili             | CHN     | 16.11.83 | Shenyang        | 18 Jun 99 |
| 16                          | 60.90  | Liang Lili             | CHN     | 16.11.83 | Shenyang        | 18 Jun 99 |
| 17                          | 62.93  | Xue Juan               | CHN     | 10.2.86  | Changsha        | 27 Oct 03 |
| 18                          | 63.86  | Yulenmis Aguilar       | CUB     | 3.8.96   | Edmonton        | 2 Aug 15  |
| 19                          | 66.49  | Osleidis Menéndez      | CUB     | 14.11.79 | Leverkusen      | 5 Sep 99  |



| EVENT                     | MARK     | NAME               | COUNTRY | BORN     | VENUE      | DATE      |
|---------------------------|----------|--------------------|---------|----------|------------|-----------|
| <b>Heptathlon</b>         |          |                    |         |          |            |           |
| 14                        | 5474     | Peggy Beer         | GDR     | 15.9.69  | Plovdiv    | 5 Aug 84  |
| 15                        | 5780     | Heike Daute        | GDR     | 16.12.64 | Cottbus    | 18 Jul 80 |
| 16                        | 6185     | Shen Shengfei      | CHN     | 21.1.81  | Shanghai   | 18 Oct 97 |
| 17                        | 6202     | Jana Sobotka       | GDR     | 3.10.65  | Schwechat  | 28 Aug 83 |
| 18                        | 6465     | Sibylle Thiele     | GDR     | 6.3.65   | Schwechat  | 28 Aug 83 |
| 19                        | 6542     | Carolina Klüft     | SWE     | 2.2.83   | München    | 10 Aug 02 |
| <b>5000 Metres Walk</b>   |          |                    |         |          |            |           |
| 12                        | 24:04.5  | Tatyana Kalmykova  | RUS     | 10.1.90  | Cheboksary | 30 Aug 02 |
| 13                        | 22:05.0  | Wang Yan           | CHN     | 3.5.71   | Jiading    | 18 Mar 85 |
| 14                        | 21:33.8  | Wang Yan           | CHN     | 3.5.71   | Jian       | 9 Mar 86  |
| 15                        | 21:33.8  | Wang Yan           | CHN     | 3.5.71   | Jian       | 9 Mar 86  |
| 16                        | 21:06.03 | Anisya Kornikova   | RUS     | 23.10.89 | Saransk    | 10 Jun 06 |
| 17                        | 20:28.05 | Tatyana Kalmykova  | RUS     | 10.1.90  | Ostrava    | 12 Jul 07 |
| 18                        | 20:28.05 | Tatyana Kalmykova  | RUS     | 10.1.90  | Ostrava    | 12 Jul 07 |
| 19                        | 20:28.05 | Tatyana Kalmykova  | RUS     | 10.1.90  | Ostrava    | 12 Jul 07 |
| <b>10,000 Metres Walk</b> |          |                    |         |          |            |           |
| 14                        | 44:59.3  | Wang Yan           | CHN     | 3.5.71   | Fuxin      | 30 Mar 86 |
| 15                        | 44:26.7  | Jin Bingjie        | CHN     | 1.4.71   | Xinglong   | 31 Mar 87 |
| 16                        | 43:18.00 | Li Hong            | CHN     | 1.6.79   | Nanjing    | 28 Apr 96 |
| 17                        | 42:49.7  | Gao Hongmiao       | CHN     | 17.3.74  | Jinan      | 15 Mar 92 |
| 18                        | 42:43.0  | Svetlana Vasilyeva | RUS     | 24.7.92  | Sochi      | 27 Feb 11 |
| 19                        | 42:43.0  | Svetlana Vasilyeva | RUS     | 24.7.92  | Sochi      | 27 Feb 11 |
| <b>20 Kilometres Walk</b> |          |                    |         |          |            |           |
| 14                        | 1:38:11  | Sofiya Kuzevanova  | RUS     | 12.6.84  | Adler      | 7 Feb 99  |
| 15                        | 1:30:52  | Jiang Kun          | CHN     | 18.5.85  | Dandong    | 13 Apr 01 |
| 16                        | 1:30:52  | Jiang Kun          | CHN     | 18.5.85  | Dandong    | 13 Apr 01 |
| 17                        | 1:28:58  | Bai Yanmin         | CHN     | 29.6.87  | Cixi       | 23 Apr 05 |
| 18                        | 1:27:16  | Song Hongjuan      | CHN     | 4.7.84   | Yangzhou   | 14 Apr 03 |
| 19                        | 1:25:20  | Olga Polyakova     | RUS     | 23.9.80  | Moskva     | 19 May 00 |





# COUNTRY INDEX

This section contains details of the best achievements of the 223 different teams (counting 1993's Yugoslavian "Independent World Championship" (IWP) participants) to have competed at the World Athletics Championships:

AFG, AHO, AIA, ALB, ALG, AND, ANG, ANT, ARG, ARM, ARU, ASA, AUS, AUT, AZE, BAH, BAN, BAR, BDI, BEL, BEN, BER, BHU, BIH, BIZ, BLR, BOL, BOT, BRA, BRN, BRU, BUL, BUR, CAF, CAM, CAN, CAY, CGO, CHA, CHI, CHN, CIV, CMR, COD, COK, COL, COM, CPV, CRC, CRO, CUB, CYP, CZE, DEN, DJI, DMA, DOM, ECU, EGY, ERI, ESA, ESP, EST, ETH, FIJ, FIN, FRA, FRG, FSM, GAB, GAM, GBR, GBS, GDR, GEO, GEQ, GER, GHA, GIB, GRE, GRN, GUA, GUI, GUM, GUY, HAI, HKG, HON, HUN, INA, IND, IRI, IRL, IRQ, ISL, ISR, ISV, ITA, IVB, IWP, JAM, JOR, JPN, KAZ, KEN, KGZ, KIR, KOR, KOS, KSA, KUW, LAO, LAT, LBA, LBN, LBR, LCA, LES, LIE, LTU, LUX, MAC, MAD, MAR, MAS, MAW, MDA, MDV, MEX, MGL, MHL, MKD, MLI, MLT, MNE, MNT, MON, MOZ, MRI, MTN, MYA, NAM, NCA, NED, NEP, NFI, NGR, NIG, NMI, NOR, NRU, NZL, OMA, PAK, PAN, PAR, PER, PHI, PLE, PLW, PNG, POL, POR, PRK, PRY, PUR, PYF, QAT, ROU, RSA, RUS, RWA, SAM, SCG, SEN, SEY, SGP, SKN, SLE, SLO, SMR, SOL, SOM, SRB, SRI, STP, SUD, SUI, SUR, SVK, SWE, SWZ, SYR, TAN, TCH, TGA, THA, TJK, TKM, TKS, TLS, TOG, TPE, TTO, TUN, TUR, TUV, UAE, UGA, UKR, URS, URU, USA, UZB, VAN, VEN, VIE, VIN, YAR, YEM, YUG, ZAM, ZIM

Of current IAAF members, only new members SSD / South Sudan have not yet participated independently at the championships (Guor Marial was declared for the men's marathon in 2015, but never competed)

The following information is given:

#### Years Entered:

The years in which the country entered the championships

#### Placing Tables:

Tables showing the country's placings in the first eight

#### Medallists:

A list of every medallist by the country. Golds shown in bold

#### Best Placings:

If there are no medallists, the country's best overall placings are listed. In comparisons across events, we have selected the athlete who finished nearest to first place

#### Doping:

The symbol "X" is shown next to those athlete who have been stripped of further world medals for doping offences (see pages 86/87 for a full list)

### AFG / Afghanistan

**Years Entered:** 1983 / 2003 / 2007 / 2009 / 2011 / 2015

#### Best Placings:

Men Masoud Azizi 100m: 2011-6h2  
Women Lima Azimi 100m: 2003-6h3

### AHO / Netherlands Antilles

**Years Entered:** All from 1983 to 2009

Dissolved in 2010 and incorporated into The Netherlands

#### Placing Table:

| Men           | Gold | Silver | Bronze | 4th | 5th      | 6th      | 7th | 8th |
|---------------|------|--------|--------|-----|----------|----------|-----|-----|
| 2005          | -    | -      | -      | -   | -        | 1        | -   | -   |
| 2007          | -    | -      | -      | -   | 2        | -        | -   | -   |
| <b>Totals</b> | -    | -      | -      | -   | <b>2</b> | <b>1</b> | -   | -   |

#### Best Placings:

Men Churandy Martina 100m: 2007-5; 200m: 2007-5  
Women Evelyn Farrell 200m: 1983-dns/q3

### AIA / Anguilla

**Years Entered:** All from 1983

#### Placing Table:

| Women         | Gold | Silver | Bronze | 4th | 5th | 6th      | 7th | 8th |
|---------------|------|--------|--------|-----|-----|----------|-----|-----|
| 2009          | -    | -      | -      | -   | -   | 1        | -   | -   |
| <b>Totals</b> | -    | -      | -      | -   | -   | <b>1</b> | -   | -   |

#### Best Placings:

Men Kieron Rogers 100m: 2011-7q3  
Women Shara Proctor LJ: 2009-6

### ALB / Albania

**Years Entered:** 1983, then all from 1991

#### Best Placings:

Men Ajeta Toska HT: 1991-22Q  
Women Mirëla Manjani JT: 1995-12

### ALG / Algeria

**Years Entered:** All from 1983

#### Placing Tables:

| Overall       | Gold     | Silver | Bronze   | 4th      | 5th      | 6th      | 7th      | 8th      |
|---------------|----------|--------|----------|----------|----------|----------|----------|----------|
| 1991          | 2        | -      | 1        | -        | 1        | -        | -        | -        |
| 1993          | 1        | -      | 1        | -        | -        | -        | -        | -        |
| 1995          | 2        | -      | -        | -        | -        | -        | -        | -        |
| 1997          | -        | -      | -        | 1        | -        | -        | -        | 1        |
| 1999          | -        | -      | 1        | -        | -        | -        | -        | -        |
| 2003          | 1        | -      | -        | -        | -        | -        | -        | -        |
| 2005          | -        | -      | -        | -        | 2        | -        | 1        | 1        |
| 2007          | -        | -      | -        | -        | 1        | 1        | -        | -        |
| 2011          | -        | -      | -        | -        | -        | -        | -        | 1        |
| 2015          | -        | -      | -        | 1        | 1        | -        | -        | -        |
| <b>Totals</b> | <b>6</b> | -      | <b>3</b> | <b>2</b> | <b>5</b> | <b>1</b> | <b>1</b> | <b>3</b> |

| Men           | Gold     | Silver | Bronze   | 4th      | 5th      | 6th      | 7th | 8th      |
|---------------|----------|--------|----------|----------|----------|----------|-----|----------|
| 1991          | 1        | -      | 1        | -        | -        | -        | -   | -        |
| 1993          | 1        | -      | -        | -        | -        | -        | -   | -        |
| 1995          | 1        | -      | -        | -        | -        | -        | -   | -        |
| 1997          | -        | -      | -        | 1        | -        | -        | -   | 1        |
| 1999          | -        | -      | 1        | -        | -        | -        | -   | -        |
| 2003          | 1        | -      | -        | -        | -        | -        | -   | -        |
| 2005          | -        | -      | -        | -        | 2        | -        | -   | 1        |
| 2007          | -        | -      | -        | -        | 1        | 1        | -   | -        |
| 2015          | -        | -      | -        | 1        | 1        | -        | -   | -        |
| <b>Totals</b> | <b>4</b> | -      | <b>2</b> | <b>2</b> | <b>4</b> | <b>1</b> | -   | <b>2</b> |



| Women         | Gold     | Silver   | Bronze   | 4th      | 5th      | 6th      | 7th      | 8th      |
|---------------|----------|----------|----------|----------|----------|----------|----------|----------|
| 1991          | 1        | -        | -        | -        | 1        | -        | -        | -        |
| 1993          | -        | -        | 1        | -        | -        | -        | -        | -        |
| 1995          | 1        | -        | -        | -        | -        | -        | -        | -        |
| 2005          | -        | -        | -        | -        | -        | -        | 1        | -        |
| 2011          | -        | -        | -        | -        | -        | -        | -        | 1        |
| <b>Totals</b> | <b>2</b> | <b>-</b> | <b>1</b> | <b>-</b> | <b>1</b> | <b>-</b> | <b>1</b> | <b>1</b> |

**Medallists:**

|       |                           |                                      |
|-------|---------------------------|--------------------------------------|
| Men   | Azzedine Brahmi           | 3000mSC: 1991-3                      |
|       | <b>Noureddine Morceli</b> | <b>1500m: 1991-1, 1993-1, 1995-1</b> |
|       | <b>Djabir Saïd-Guerni</b> | <b>800m: 1999-3, 2003-1</b>          |
| Women | <b>Hassiba Boulmerka</b>  | <b>1500m: 1991-1, 1993-3, 1995-1</b> |

**AND / Andorra**

**Years Entered:** 1991 / 1995 / 1997 / 1999 / 2001 / 2003 / 2005 / 2007 / 2009 / 2013 / 2015

**Best Placings:**

|       |              |              |
|-------|--------------|--------------|
| Men   | Toni Bernadó | Mar: 2005-26 |
| Women | Magui Moreno | HJ: 1991-28Q |

**ANG / Angola**

**Years Entered:** 1983 / 1987 / 1991 / 1993 / 1995 / 1997 / 1999 / 2001 / 2003 / 2005 / 2007 / 2011 / 2013 / 2015

**Best Placings:**

|       |               |                  |
|-------|---------------|------------------|
| Men   | João N'Tyamba | 10,000m: 1999-13 |
| Women | Alda Paulo    | 100m: 2011-8q4   |

**ANT / Antigua & Barbuda**

**Years Entered:** All from 1983

**Placing Table:**

| Men           | Gold     | Silver   | Bronze   | 4th      | 5th      | 6th      | 7th      | 8th      |
|---------------|----------|----------|----------|----------|----------|----------|----------|----------|
| 2009          | -        | -        | -        | 1        | -        | -        | -        | -        |
| 2011          | -        | -        | -        | -        | 1        | -        | -        | -        |
| 2015          | -        | -        | -        | -        | -        | 1        | -        | -        |
| <b>Totals</b> | <b>-</b> | <b>-</b> | <b>-</b> | <b>1</b> | <b>1</b> | <b>1</b> | <b>-</b> | <b>-</b> |

**Best Placings:**

|       |                |                |
|-------|----------------|----------------|
| Men   | Daniel Bailey  | 100m: 2009-4   |
| Women | Heather Samuel | 100m: 1995-6q3 |

**ARG / Argentina**

**Years Entered:** All from 1980

**Placing Table:**

| Men           | Gold     | Silver   | Bronze   | 4th      | 5th      | 6th      | 7th      | 8th      |
|---------------|----------|----------|----------|----------|----------|----------|----------|----------|
| 1993          | -        | -        | -        | -        | -        | -        | -        | 1        |
| 2013          | -        | -        | -        | -        | -        | -        | 1        | -        |
| <b>Totals</b> | <b>-</b> | <b>-</b> | <b>-</b> | <b>-</b> | <b>-</b> | <b>-</b> | <b>1</b> | <b>1</b> |

**Best Placings:**

|       |                   |            |
|-------|-------------------|------------|
| Men   | Germán Lauro      | SP: 2013-7 |
| Women | Jennifer Dahlgren | HT: 2011-9 |

**ARM / Armenia**

**Years Entered:** All from 1983

**Best Placings:**

|       |                |                |
|-------|----------------|----------------|
| Men   | Robert Emmiyan | LJ: 1995-11    |
| Women | Ani Khachikyan | 100m: 2009-5h5 |

**ARU / Aruba**

**Years Entered:** 1987 / 1991 / 1993 / 1995 / 1997 / 1999 / 2011 / 2013 / 2015

**Best Placings:**

|       |               |              |
|-------|---------------|--------------|
| Men   | Kim Reynierse | Mar: 1991-23 |
| Women | Lia Melis     | Mar: 1991-21 |

**ASA / American Samoa**

**Years Entered:** 1987 / 1991 / 1993 / 1995 / 1999 / 2001 / 2003, then all from 2007

**Placing Table:**

| Women         | Gold     | Silver   | Bronze   | 4th      | 5th      | 6th      | 7th      | 8th      |
|---------------|----------|----------|----------|----------|----------|----------|----------|----------|
| 1999          | -        | -        | 1        | -        | -        | -        | -        | -        |
| <b>Totals</b> | <b>-</b> | <b>-</b> | <b>1</b> | <b>-</b> | <b>-</b> | <b>-</b> | <b>-</b> | <b>-</b> |

**Medallists:**

|       |                     |              |
|-------|---------------------|--------------|
| Men   | None. Best Placing: |              |
|       | Oakland Salavea     | SP: 1995-29Q |
| Women | Lisa Misipeka       | HT: 1999-3   |

**AUS / Australia**

**Years Entered:** All from 1976

**Placing Tables:**

| Overall       | Gold      | Silver    | Bronze    | 4th       | 5th       | 6th      | 7th       | 8th          |
|---------------|-----------|-----------|-----------|-----------|-----------|----------|-----------|--------------|
| 1980          | -         | -         | -         | -         | -         | -        | 1         | -            |
| 1983          | 1         | -         | -         | -         | -         | 1        | 2         | 1            |
| 1987          | -         | 2         | -         | 1         | -         | -        | 1         | 1            |
| 1991          | -         | -         | -         | -         | 2         | 2        | -         | 2            |
| 1993          | -         | 1         | -         | -         | 2         | -        | 2         | 1            |
| 1995          | -         | 1         | 1         | 1         | 2         | -        | -         | 1+1=         |
| 1997          | 1         | 1         | 2         | -         | -         | -        | 1         | -            |
| 1999          | 1         | 1         | 2         | 2         | 3         | 1        | 3         | -            |
| 2001          | 1         | -         | 2         | 2         | -         | -        | -         | -            |
| 2003          | 1         | -         | -         | 2         | 1         | -        | 1         | 1            |
| 2005          | -         | -         | 1         | -         | 1         | 1        | -         | 1            |
| 2007          | 2         | -         | -         | -         | -         | -        | 1         | -            |
| 2009          | 2         | -         | 2         | 1         | 3         | 1        | -         | -            |
| 2011          | 1         | 2         | -         | 1         | 1         | 1        | 1         | -            |
| 2013          | -         | 2         | 1         | -         | 1         | 1        | -         | 1            |
| 2015          | -         | 2         | -         | -         | -         | 1        | -         | 2            |
| <b>Totals</b> | <b>10</b> | <b>12</b> | <b>11</b> | <b>10</b> | <b>16</b> | <b>9</b> | <b>13</b> | <b>11+1=</b> |

| Men  | Gold | Silver | Bronze | 4th | 5th | 6th | 7th | 8th  |
|------|------|--------|--------|-----|-----|-----|-----|------|
| 1983 | 1    | -      | -      | -   | -   | 1   | 1   | -    |
| 1987 | -    | -      | -      | 1   | -   | -   | 1   | -    |
| 1991 | -    | -      | -      | -   | -   | 1   | -   | 1    |
| 1993 | -    | -      | -      | -   | 2   | -   | -   | 1    |
| 1995 | -    | 1      | -      | -   | 1   | -   | -   | 1+1= |
| 1997 | -    | -      | 2      | -   | -   | -   | -   | -    |

|               |          |          |          |          |          |          |          |             |
|---------------|----------|----------|----------|----------|----------|----------|----------|-------------|
| 1999          | -        | 1        | -        | 2        | 1        | -        | 1        | -           |
| 2001          | 1        | -        | 1        | 1        | -        | -        | -        | -           |
| 2003          | -        | -        | -        | 2        | 1        | -        | -        | -           |
| 2005          | -        | -        | 1        | -        | 1        | 1        | -        | 1           |
| 2007          | 1        | -        | -        | -        | -        | -        | 1        | -           |
| 2009          | 1        | -        | 2        | 1        | 2        | 1        | -        | -           |
| 2011          | -        | 2        | -        | 1        | 1        | -        | 1        | -           |
| 2013          | -        | -        | 1        | -        | -        | -        | -        | 1           |
| 2015          | -        | 2        | -        | -        | -        | -        | -        | 1           |
| <b>Totals</b> | <b>4</b> | <b>6</b> | <b>7</b> | <b>8</b> | <b>9</b> | <b>4</b> | <b>5</b> | <b>6+1=</b> |

| Women         | Gold     | Silver   | Bronze   | 4th      | 5th      | 6th      | 7th      | 8th      |
|---------------|----------|----------|----------|----------|----------|----------|----------|----------|
| 1980          | -        | -        | -        | -        | -        | -        | 1        | -        |
| 1983          | -        | -        | -        | -        | -        | -        | 1        | 1        |
| 1987          | -        | 2        | -        | -        | -        | -        | -        | 1        |
| 1991          | -        | -        | -        | -        | 2        | 1        | -        | 1        |
| 1993          | -        | 1        | -        | -        | -        | -        | 2        | -        |
| 1995          | -        | -        | 1        | 1        | 1        | -        | -        | -        |
| 1997          | 1        | 1        | -        | -        | -        | -        | 1        | -        |
| 1999          | 1        | -        | 2        | -        | 2        | 1        | 2        | -        |
| 2001          | -        | -        | 1        | 1        | -        | -        | -        | -        |
| 2003          | 1        | -        | -        | -        | -        | -        | 1        | 1        |
| 2007          | 1        | -        | -        | -        | -        | -        | -        | -        |
| 2009          | 1        | -        | -        | -        | 1        | -        | -        | -        |
| 2011          | 1        | -        | -        | -        | -        | 1        | -        | -        |
| 2013          | -        | 2        | -        | -        | 1        | 1        | -        | -        |
| 2015          | -        | -        | -        | -        | -        | 1        | -        | 1        |
| <b>Totals</b> | <b>6</b> | <b>6</b> | <b>4</b> | <b>2</b> | <b>7</b> | <b>5</b> | <b>8</b> | <b>5</b> |

**Medallists:**

|       |                               |                               |
|-------|-------------------------------|-------------------------------|
| Men   | Adam Basil                    | 4x100mR: 2001-3               |
|       | Steve Brimacombe              | 4x100mR: 1995-2, 2001-3       |
|       | <b>Nathan Deakes</b>          | <b>50KmW: 2007-1</b>          |
|       | Paul Di Bella                 | 4x100mR: 2001-3               |
|       | Tim Forsyth                   | HJ: 1997-3                    |
|       | Paul Henderson                | 4x100mR: 1995-2               |
|       | <b>Steve Hooker</b>           | <b>PV: 2009-1</b>             |
|       | Tim Jackson                   | 4x100mR: 1995-2               |
|       | Fabrice Lapierre              | LJ: 2015-2                    |
|       | <b>Dmitri Markov</b>          | <b>PV: 1999-2, 2001-1</b>     |
|       | Damien Marsh                  | 4x100mR: 1995-2               |
|       | Joel Milburn                  | 4x400mR: 2009-3 (ran ht)      |
|       | Steve Moneghetti              | Mar: 1997-3                   |
|       | Craig Mottram                 | 5000m: 2005-3                 |
|       | Ben Offereins                 | 4x400mR: 2009-3               |
|       | Matt Shirvington              | 4x100mR: 2001-3               |
|       | John Steffensen               | 4x400mR: 2009-3               |
|       | Jared Tallent                 | 50KmW: 2011-2, 2013-3, 2015-2 |
|       | Tristan Thomas                | 4x400mR: 2009-3               |
|       | Mitchell Watt                 | LJ: 2009-3, 2011-2            |
|       | Sean Wroe                     | 4x400mR: 2009-3               |
|       | <b>Rob de Castella</b>        | <b>Mar: 1983-1</b>            |
| Women | Daniela Costian               | DT: 1993-2                    |
|       | Bronwyn Eagles                | HT: 2001-3                    |
|       | Debbie Flintoff               | 400mH: 1987-2                 |
|       | <b>Cathy Freeman</b>          | <b>400m: 1997-1, 1999-1;</b>  |
|       |                               | 4x400mR: 1995-3               |
|       | Melinda Gainsford             | 4x400mR: 1995-3               |
|       | Tatiana Grigorieva            | PV: 1999-3                    |
|       | Kim Mickle                    | JT: 2013-2                    |
|       | Lee Naylor                    | 4x400mR: 1995-3               |
|       | <b>Sally Pearson</b>          | <b>100mH: 2011-1, 2013-2</b>  |
|       | Renée Poetschka               | 4x400mR: 1995-3               |
|       | <b>Jana Pittman/Rawlinson</b> | <b>400mH: 2003-1, 2007-1</b>  |
|       | <b>Dani Samuels</b>           | <b>DT: 2009-1</b>             |
|       | Kerry Junna-Saxby             | 10KmW: 1987-2; 20KmW: 1999-3  |
|       | Joanna Stone                  | JT: 1997-2                    |

**AUT / Austria**

Years Entered: All from 1983

**Placing Tables:**

| Overall       | Gold     | Silver   | Bronze   | 4th      | 5th      | 6th      | 7th      | 8th      |
|---------------|----------|----------|----------|----------|----------|----------|----------|----------|
| 1983          | -        | -        | -        | -        | -        | -        | -        | 1        |
| 1987          | -        | -        | -        | -        | -        | -        | 1        | -        |
| 1991          | -        | -        | -        | -        | -        | -        | 2        | -        |
| 1993          | -        | -        | 1        | -        | -        | 2        | -        | -        |
| 1999          | -        | -        | -        | -        | -        | -        | 2        | -        |
| 2001          | -        | 1        | -        | -        | -        | -        | -        | -        |
| 2009          | -        | -        | -        | -        | -        | -        | -        | 1        |
| <b>Totals</b> | <b>-</b> | <b>1</b> | <b>1</b> | <b>-</b> | <b>-</b> | <b>2</b> | <b>5</b> | <b>2</b> |

| Men           | Gold     | Silver   | Bronze   | 4th      | 5th      | 6th      | 7th      | 8th      |
|---------------|----------|----------|----------|----------|----------|----------|----------|----------|
| 1983          | -        | -        | -        | -        | -        | -        | -        | 1        |
| 1987          | -        | -        | -        | -        | -        | -        | 1        | -        |
| 1991          | -        | -        | -        | -        | -        | -        | 1        | -        |
| 2009          | -        | -        | -        | -        | -        | -        | -        | 1        |
| <b>Totals</b> | <b>-</b> | <b>-</b> | <b>-</b> | <b>-</b> | <b>-</b> | <b>-</b> | <b>2</b> | <b>2</b> |

| Women         | Gold     | Silver   | Bronze   | 4th      | 5th      | 6th      | 7th      | 8th      |
|---------------|----------|----------|----------|----------|----------|----------|----------|----------|
| 1991          | -        | -        | -        | -        | -        | -        | 1        | -        |
| 1993          | -        | -        | 1        | -        | -        | 2        | -        | -        |
| 1999          | -        | -        | -        | -        | -        | -        | 2        | -        |
| 2001          | -        | 1        | -        | -        | -        | -        | -        | -        |
| <b>Totals</b> | <b>-</b> | <b>1</b> | <b>1</b> | <b>-</b> | <b>-</b> | <b>2</b> | <b>3</b> | <b>-</b> |

**Medallists:**

|       |                      |              |
|-------|----------------------|--------------|
| Men   | None. Best Placings: |              |
|       | Klaus Bodenmüller    | SP: 1987-7   |
|       | Hermann Fehringer    | PV: 1991-7   |
| Women | Stephanie Graf       | 800m: 2001-2 |
|       | Sigrid Kirchmann     | HJ: 1993-3   |

**AZE / Azerbaijan**

Years Entered: All from 1993

**Placing Table:**

| Men           | Gold     | Silver   | Bronze   | 4th      | 5th      | 6th      | 7th      | 8th      |
|---------------|----------|----------|----------|----------|----------|----------|----------|----------|
| 2009          | -        | -        | -        | -        | -        | -        | 1        | -        |
| <b>Totals</b> | <b>-</b> | <b>-</b> | <b>-</b> | <b>-</b> | <b>-</b> | <b>-</b> | <b>1</b> | <b>-</b> |

**Best Placings:**

|       |               |              |
|-------|---------------|--------------|
| Men   | Ramil Guliyev | 200m: 2009-7 |
| Women | Hanna Skidan  | HT: 2015-23Q |

**BAH / Bahamas**

Years Entered: All from 1983

**Placing Tables:**

| Overall | Gold | Silver | Bronze | 4th | 5th | 6th | 7th | 8th |
|---------|------|--------|--------|-----|-----|-----|-----|-----|
| 1991    | -    | -      | -      | -   | 1=  | -   | 1   | -   |
| 1993    | -    | -      | -      | -   | 1   | -   | -   | -   |
| 1995    | 1    | 1      | -      | 1   | -   | -   | -   | -   |
| 1997    | -    | -      | 1      | -   | -   | 1   | 1   | -   |
| 1999    | 1    | -      | -      | -   | 1   | 1   | 1   | -   |
| 2001    | 3    | -      | 1      | -   | 1   | -   | -   | -   |
| 2003    | -    | 1      | 2      | -   | 1   | -   | -   | 2   |
| 2005    | 1    | 1      | -      | 3   | -   | -   | -   | 1   |
| 2007    | 1    | 2      | -      | 1   | -   | -   | -   | 1   |

|               |          |          |          |          |             |          |          |          |
|---------------|----------|----------|----------|----------|-------------|----------|----------|----------|
| 2009          | -        | 1        | 1        | 1        | 1           | 1        | 1        | -        |
| 2011          | -        | -        | 1        | -        | -           | 1        | 1        | -        |
| 2013          | -        | -        | -        | 1        | -           | 1        | -        | -        |
| 2015          | -        | 1        | 1        | -        | -           | 1        | -        | -        |
| <b>Totals</b> | <b>7</b> | <b>7</b> | <b>7</b> | <b>7</b> | <b>5+1=</b> | <b>6</b> | <b>5</b> | <b>4</b> |

| Men           | Gold     | Silver   | Bronze   | 4th      | 5th         | 6th      | 7th      | 8th      |
|---------------|----------|----------|----------|----------|-------------|----------|----------|----------|
| 1991          | -        | -        | -        | -        | 1=          | -        | -        | -        |
| 1993          | -        | -        | -        | -        | 1           | -        | -        | -        |
| 1995          | 1        | -        | -        | -        | -           | -        | -        | -        |
| 1999          | -        | -        | -        | -        | -           | 1        | -        | -        |
| 2001          | 2        | -        | -        | -        | -           | -        | -        | -        |
| 2003          | -        | -        | 2        | -        | -           | -        | -        | 1        |
| 2005          | -        | 1        | -        | 2        | -           | -        | -        | -        |
| 2007          | 1        | 2        | -        | 1        | -           | -        | -        | 1        |
| 2009          | -        | -        | -        | 1        | 1           | -        | -        | -        |
| 2011          | -        | -        | 1        | -        | -           | -        | 1        | -        |
| 2013          | -        | -        | -        | -        | -           | 1        | -        | -        |
| 2015          | -        | -        | 1        | -        | -           | 1        | -        | -        |
| <b>Totals</b> | <b>4</b> | <b>3</b> | <b>4</b> | <b>4</b> | <b>2+1=</b> | <b>3</b> | <b>1</b> | <b>2</b> |

| Women         | Gold     | Silver   | Bronze   | 4th      | 5th      | 6th      | 7th      | 8th      |
|---------------|----------|----------|----------|----------|----------|----------|----------|----------|
| 1991          | -        | -        | -        | -        | -        | -        | 1        | -        |
| 1995          | -        | 1        | -        | 1        | -        | -        | -        | -        |
| 1997          | -        | -        | 1        | -        | -        | 1        | 1        | -        |
| 1999          | 1        | -        | -        | -        | 1        | -        | 1        | -        |
| 2001          | 1        | -        | 1        | -        | 1        | -        | -        | -        |
| 2003          | -        | 1        | -        | -        | 1        | -        | -        | 1        |
| 2005          | 1        | -        | -        | 1        | -        | -        | -        | 1        |
| 2009          | -        | 1        | 1        | -        | -        | 1        | 1        | -        |
| 2011          | -        | -        | -        | -        | -        | 1        | -        | -        |
| 2013          | -        | -        | -        | 1        | -        | -        | -        | -        |
| 2015          | -        | 1        | -        | -        | -        | -        | -        | -        |
| <b>Totals</b> | <b>3</b> | <b>4</b> | <b>3</b> | <b>3</b> | <b>3</b> | <b>3</b> | <b>4</b> | <b>2</b> |

**Medallists:**

|       |                                 |  |
|-------|---------------------------------|--|
| Men   | Derrick Atkins                  | 100m: 2007-2   |
|       | Trevor Barry                    | HJ: 2011-3   |
|       | <b>Chris Brown</b>              | <b>4x400mR: 2001-1, 2003-3, 2005-2, 2007-2</b>               |
|       | Dennis Darling                  | 4x400mR: 2003-3  |
|       | Jeffery Gibson                  | 400mH: 2015-3  |
|       | <b>Troy Kemp</b>                | <b>HJ: 1995-1</b>  |
|       | Michael Mathieu                 | 4x400mR: 2007-2  |
|       | <b>Troy McIntosh</b>            | <b>4x400mR: 2001-1, 2005-2 (ran ht)</b>                      |
|       | Nathaniel McKinney              | 4x400mR: 2003-3, 2005-2, 2007-2 (ran ht)                     |
|       | <b>Avard Moncur</b>             | <b>400m: 2001-1; 4x400mR: 2001-1, 2003-3, 2005-2, 2007-2</b> |
|       | <b>Timothy Munnings</b>         | <b>4x400mR: 2001-1</b>                                       |
|       | <b>Carl Oliver</b>              | <b>4x400mR: 2001-1 (ran ht), 2003-3 (ran ht)</b>             |
|       | Leevan Sands                    | TJ: 2003-3   |
|       | <b>Donald Thomas</b>            | <b>HJ: 2007-1</b>  |
|       | André Williams                  | 4x400mR: 2005-2, 2007-2                                      |
| Women | Christine Amertil               | 4x100mR: 2009-2  |
|       | <b>Eldece Clarke</b>            | <b>4x100mR: 1999-1 (ran ht)</b>                              |
|       | <b>Pauline Davis-Thompson</b>   | <b>400m: 1995-2; 4x100mR: 1999-1</b>                         |
|       | Sheniqua Ferguson               | 4x100mR: 2009-2  |
|       | <b>Debbie Ferguson-McKenzie</b> | <b>200m: 2001-1, 2009-3; 4x100mR: 1999-1, 2009-2</b>         |
|       | <b>Savatheda Fynes</b>          | <b>100m: 1997-3; 4x100mR: 1999-1</b>                         |
|       | Shaunae Miller                  | 400m: 2015-2   |
|       | <b>Chandra Sturrup</b>          | <b>100m: 2001-3, 2003-2; 4x100mR: 1999-1, 2009-2</b>         |
|       | <b>Tonique Williams-Darling</b> | <b>400m: 2005-1</b>  |

**BAN / Bangladesh****Years Entered:** 1991 / 1993 / 1995 / 1997, then all from 2003**Best Placings:**

|       |                      |                |
|-------|----------------------|----------------|
| Men   | Mesbah Ahmed         | 100m: 2013-5h3 |
| Women | Shamsun Nahar Chumky | 100m: 2003-5h2 |
|       | Nilufar Yasmin       | LJ: 1995-34Q   |

**BAR / Barbados****Years Entered:** All from 1983**Placing Tables:**

| Overall       | Gold     | Silver   | Bronze   | 4th      | 5th      | 6th      | 7th      | 8th      |
|---------------|----------|----------|----------|----------|----------|----------|----------|----------|
| 1997          | -        | -        | -        | -        | -        | 1        | -        | 1        |
| 1999          | -        | -        | -        | 3        | -        | -        | -        | -        |
| 2003          | -        | -        | -        | -        | -        | 1        | -        | -        |
| 2005          | -        | -        | -        | -        | -        | 1        | -        | -        |
| 2009          | 1        | -        | -        | -        | -        | -        | -        | -        |
| <b>Totals</b> | <b>1</b> | <b>-</b> | <b>-</b> | <b>3</b> | <b>-</b> | <b>3</b> | <b>-</b> | <b>1</b> |

| Men           | Gold     | Silver   | Bronze   | 4th      | 5th      | 6th      | 7th      | 8th      |
|---------------|----------|----------|----------|----------|----------|----------|----------|----------|
| 1997          | -        | -        | -        | -        | -        | 1        | -        | -        |
| 1999          | -        | -        | -        | 2        | -        | -        | -        | -        |
| 2009          | 1        | -        | -        | -        | -        | -        | -        | -        |
| <b>Totals</b> | <b>1</b> | <b>-</b> | <b>-</b> | <b>2</b> | <b>-</b> | <b>1</b> | <b>-</b> | <b>-</b> |

| Women         | Gold     | Silver   | Bronze   | 4th      | 5th      | 6th      | 7th      | 8th      |
|---------------|----------|----------|----------|----------|----------|----------|----------|----------|
| 1997          | -        | -        | -        | -        | -        | -        | -        | 1        |
| 1999          | -        | -        | -        | 1        | -        | -        | -        | -        |
| 2003          | -        | -        | -        | -        | -        | 1        | -        | -        |
| 2005          | -        | -        | -        | -        | -        | 1        | -        | -        |
| <b>Totals</b> | <b>-</b> | <b>-</b> | <b>-</b> | <b>1</b> | <b>-</b> | <b>2</b> | <b>-</b> | <b>1</b> |

**Medallists:**

|       |                        |                               |
|-------|------------------------|-------------------------------|
| Men   | <b>Ryan Brathwaite</b> | <b>110mH: 2009-1</b>          |
| Women | None. Best Placing:    | Andrea Blackett 400mH: 1999-4 |

**BDI / Burundi****Years Entered:** All from 1983**Placing Table:**

| Men           | Gold     | Silver   | Bronze   | 4th      | 5th      | 6th      | 7th      | 8th      |
|---------------|----------|----------|----------|----------|----------|----------|----------|----------|
| 1991          | -        | -        | -        | -        | -        | 1        | -        | -        |
| 1993          | -        | -        | -        | -        | 1        | -        | 1        | -        |
| 1995          | -        | 1        | 1        | -        | -        | -        | -        | -        |
| <b>Totals</b> | <b>-</b> | <b>1</b> | <b>1</b> | <b>-</b> | <b>1</b> | <b>1</b> | <b>1</b> | <b>-</b> |

**Medallists:**

|       |                      |   |
|-------|----------------------|---|
| Men   | Arthémon Hatungimana | 800m: 1995-2                                  |
|       | Vénuste Niyongabo    | 1500m: 1995-3                                 |
| Women | None. Best Placing:  | Judith Nimpaye 100m: 1983-7h3; 200m: 1983-7h5 |

**BEL / Belgium****Years Entered:** All from 1983**Placing Tables:**

| Overall | Gold | Silver | Bronze | 4th | 5th | 6th | 7th | 8th |
|---------|------|--------|--------|-----|-----|-----|-----|-----|
| 1983    | -    | -      | -      | -   | -   | 1   | -   | -   |
| 1987    | -    | -      | 1      | -   | 1   | -   | -   | -   |



|               |   |          |          |          |          |          |          |          |
|---------------|---|----------|----------|----------|----------|----------|----------|----------|
| 1997          | - | -        | -        | -        | -        | -        | -        | 1        |
| 1999          | - | -        | 1        | -        | -        | -        | -        | 1        |
| 2003          | - | -        | -        | -        | -        | 1        | -        | -        |
| 2005          | - | -        | -        | -        | -        | 1        | 1        | -        |
| 2007          | - | -        | 1        | -        | 1        | -        | -        | -        |
| 2009          | - | -        | -        | 1        | -        | -        | -        | -        |
| 2011          | - | -        | 1        | 1        | 1        | -        | -        | -        |
| 2013          | - | -        | -        | 1        | 1        | -        | -        | -        |
| 2015          | - | 1        | -        | -        | 1        | -        | -        | -        |
| <b>Totals</b> | - | <b>1</b> | <b>4</b> | <b>3</b> | <b>5</b> | <b>3</b> | <b>1</b> | <b>2</b> |

| Men           | Gold | Silver   | Bronze   | 4th      | 5th      | 6th      | 7th | 8th      |
|---------------|------|----------|----------|----------|----------|----------|-----|----------|
| 1983          | -    | -        | -        | -        | -        | 1        | -   | -        |
| 1987          | -    | -        | 1        | -        | 1        | -        | -   | -        |
| 1997          | -    | -        | -        | -        | -        | -        | -   | 1        |
| 1999          | -    | -        | 1        | -        | -        | -        | -   | 1        |
| 2009          | -    | -        | -        | 1        | -        | -        | -   | -        |
| 2011          | -    | -        | 1        | 1        | 1        | -        | -   | -        |
| 2013          | -    | -        | -        | 1        | 1        | -        | -   | -        |
| 2015          | -    | 1        | -        | -        | 1        | -        | -   | -        |
| <b>Totals</b> | -    | <b>1</b> | <b>3</b> | <b>3</b> | <b>4</b> | <b>1</b> | -   | <b>2</b> |

| Women         | Gold | Silver | Bronze   | 4th | 5th      | 6th      | 7th      | 8th |
|---------------|------|--------|----------|-----|----------|----------|----------|-----|
| 2003          | -    | -      | -        | -   | -        | 1        | -        | -   |
| 2005          | -    | -      | -        | -   | -        | 1        | 1        | -   |
| 2007          | -    | -      | 1        | -   | 1        | -        | -        | -   |
| <b>Totals</b> | -    | -      | <b>1</b> | -   | <b>1</b> | <b>2</b> | <b>1</b> | -   |

**Medallists:**

|       |                   |                 |
|-------|-------------------|-----------------|
| Men   | Kevin Borlée      | 400m: 2011-3    |
|       | Philip Milanov    | DT: 2015-2      |
|       | Mohamed Mourhit   | 5000m: 1999-3   |
|       | William Van Dijck | 3000mSC: 1987-3 |
| Women | Olivia Borlée     | 4x100mR: 2007-3 |
|       | Kim Gevaert       | 4x100mR: 2007-3 |
|       | Hanna Marien      | 4x100mR: 2007-3 |
|       | Élodie Ouédraogo  | 4x100mR: 2007-3 |

**BEN / Benin**

**Years Entered:** 1983 / 1987 / 1991 / 1993 / 1995 / 1997 / 1999, then all from 2003

**Best Placings:**

|       |                   |                |
|-------|-------------------|----------------|
| Men   | Jean-Claude Yekpe | 400m: 1993-7q2 |
| Women | Fabienne Féraez   | 200m: 2005-5s2 |

**BER / Bermuda**

**Years Entered:** 1983 / 1987 / 1991 / 1993 / 1995 / 1997 / 1999 / 2001 / 2009 / 2011 / 2013 / 2015

**Placing Table:**

| Men           | Gold | Silver   | Bronze | 4th | 5th      | 6th      | 7th | 8th      |
|---------------|------|----------|--------|-----|----------|----------|-----|----------|
| 1987          | -    | -        | -      | -   | 1        | -        | -   | -        |
| 1991          | -    | -        | -      | -   | -        | 1        | -   | -        |
| 1993          | -    | -        | -      | -   | -        | -        | -   | 1        |
| 1995          | -    | 1        | -      | -   | -        | -        | -   | -        |
| 1997          | -    | -        | -      | -   | 1        | -        | -   | -        |
| 2001          | -    | -        | -      | -   | -        | 1        | -   | -        |
| <b>Totals</b> | -    | <b>1</b> | -      | -   | <b>2</b> | <b>2</b> | -   | <b>1</b> |

**Medallists:**

|       |                     |                |
|-------|---------------------|----------------|
| Men   | Brian Wellman       | TJ: 1995-2     |
| Women | None. Best Placing: |                |
|       | Jennifer Bean       | 800m: 1983-8s2 |

**BHU / Bhutan**

**Years Entered:** 1999 / 2009 / 2011 / 2013 / 2015

**Best Placings:**

|       |                 |              |
|-------|-----------------|--------------|
| Men   | Sangay Wangchuk | Mar: 2011-49 |
| Women | No competitors  |              |

**BIH / Bosnia & Herzegovina**

**Years Entered:** All from 1983

**Placing Table:**

| Men           | Gold | Silver | Bronze   | 4th | 5th | 6th | 7th | 8th      |
|---------------|------|--------|----------|-----|-----|-----|-----|----------|
| 2009          | -    | -      | -        | -   | -   | -   | -   | 1        |
| 2015          | -    | -      | 1        | -   | -   | -   | -   | -        |
| <b>Totals</b> | -    | -      | <b>1</b> | -   | -   | -   | -   | <b>1</b> |

**Best Placings:**

|       |              |                          |
|-------|--------------|--------------------------|
| Men   | Amel Tuka    | 800m: 2015-3             |
| Women | Dijana Kojić | 400m: 1997-7h4, 1999-7h6 |

**BIZ / Belize**

**Years Entered:** 1983 / 1987 / 1991 / 1993 / 1995 / 1997 / 1999 / 2001 / 2003 / 2005 / 2007 / 2009 / 2011 / 2015

**Best Placings:**

|       |                   |                 |
|-------|-------------------|-----------------|
| Men   | Jonathon Williams | 400mH: 2007-5s3 |
| Women | Althea Moses      | TJ: 1993-23Q    |

**BLR / Belarus**

**Years Entered:** All from 1993  
See also USSR for 1983-1991

**Placing Tables:**

| Overall       | Gold      | Silver    | Bronze    | 4th      | 5th      | 6th       | 7th       | 8th      |
|---------------|-----------|-----------|-----------|----------|----------|-----------|-----------|----------|
| 1993          | -         | 2         | 2         | 2        | 2        | -         | 3         | -        |
| 1995          | 2         | 3         | 2         | -        | 1        | 1         | 1         | 2        |
| 1997          | -         | 2         | 2         | 1        | 3        | 2         | -         | -        |
| 1999          | -         | -         | -         | 1        | -        | 1         | 1         | 1        |
| 2001          | 2         | 2         | -         | -        | -        | 1         | 3         | -        |
| 2003          | 3         | 1         | 3         | -        | 1        | 1         | 2         | -        |
| 2005          | 1         | 1         | 1         | -        | -        | 1         | -         | 1        |
| 2007          | 1         | 1         | -         | 1        | 1        | 2         | 2         | -        |
| 2009          | -         | -         | -         | 1        | -        | 1         | -         | 1        |
| 2011          | -         | 1         | 1         | 1        | 1        | -         | -         | -        |
| 2013          | -         | -         | -         | 1        | -        | -         | -         | -        |
| 2015          | 1         | -         | 1         | -        | -        | 1         | 1         | 1        |
| <b>Totals</b> | <b>10</b> | <b>13</b> | <b>12</b> | <b>8</b> | <b>9</b> | <b>11</b> | <b>13</b> | <b>6</b> |

| Men           | Gold     | Silver   | Bronze   | 4th      | 5th      | 6th      | 7th      | 8th      |
|---------------|----------|----------|----------|----------|----------|----------|----------|----------|
| 1993          | -        | 2        | -        | 1        | 1        | -        | 3        | -        |
| 1995          | -        | 3        | 2        | -        | -        | 1        | -        | 1        |
| 1997          | -        | -        | 1        | 1        | 1        | 2        | -        | -        |
| 1999          | -        | -        | -        | -        | -        | -        | 1        | -        |
| 2001          | -        | -        | -        | -        | -        | 1        | 1        | -        |
| 2003          | 2        | -        | 1        | -        | -        | 1        | 1        | -        |
| 2005          | 1        | -        | -        | -        | -        | -        | -        | -        |
| 2007          | 1        | -        | -        | 1        | -        | -        | 1        | -        |
| 2009          | -        | -        | -        | -        | -        | 1        | -        | 1        |
| 2011          | -        | -        | -        | -        | 1        | -        | -        | -        |
| <b>Totals</b> | <b>4</b> | <b>5</b> | <b>4</b> | <b>3</b> | <b>3</b> | <b>6</b> | <b>7</b> | <b>2</b> |

| Women         | Gold     | Silver   | Bronze   | 4th      | 5th      | 6th      | 7th      | 8th      |
|---------------|----------|----------|----------|----------|----------|----------|----------|----------|
| 1993          | -        | -        | 2        | 1        | 1        | -        | -        | -        |
| 1995          | 2        | -        | -        | -        | 1        | -        | 1        | 1        |
| 1997          | -        | 2        | 1        | -        | 2        | -        | -        | -        |
| 1999          | -        | -        | -        | 1        | -        | 1        | -        | 1        |
| 2001          | 2        | 2        | -        | -        | -        | -        | 2        | -        |
| 2003          | 1        | 1        | 2        | -        | 1        | -        | 1        | -        |
| 2005          | -        | 1        | 1        | -        | -        | 1        | -        | 1        |
| 2007          | -        | 1        | -        | -        | 1        | 2        | 1        | -        |
| 2009          | -        | -        | -        | 1        | -        | -        | -        | -        |
| 2011          | -        | 1        | 1        | 1        | -        | -        | -        | -        |
| 2013          | -        | -        | -        | 1        | -        | -        | -        | -        |
| 2015          | 1        | -        | 1        | -        | -        | 1        | 1        | 1        |
| <b>Totals</b> | <b>6</b> | <b>8</b> | <b>8</b> | <b>5</b> | <b>6</b> | <b>5</b> | <b>6</b> | <b>4</b> |

**Medallists:**

|                           |  |                              |                     |
|---------------------------|--|------------------------------|---------------------|
| Men                       | Igor Astapkovich                           | HT: 1993-2, 1995-2           |                     |
|                           | <b>Vadim Devyatovski</b>                   | <b>HT: 2005-1</b>            |                     |
|                           | Vladimir Dubrovshchik                      | DT: 1995-2                   |                     |
|                           | Eduard Hämäläinen                          | Dec: 1993-2, 1995-2          |                     |
|                           | Vasiliy Kaptyukh                           | DT: 1995-3, 2003-3           |                     |
|                           | Mikhail Khmel'nitsky                       | 20KmW: 1997-3                |                     |
|                           | <b>Andrey Mikhnevich</b> ✕                 | <b>SP: 2003-1</b>            |                     |
|                           | Yevgeniy Misulya                           | 20KmW: 1995-3                |                     |
|                           | <b>Ivan Tikhon</b> ✕                       | <b>HT: 2003-1, 2007-1</b>    |                     |
|                           | Women                                      | <b>Maryna Arzamasava</b>     | <b>800m: 2015-1</b> |
|                           |  | Svetlana Buraga              | Hep: 1993-3         |
|                           |  | Oksana Dragun                | 4x100mR: 2005-3     |
|                           |  | Nastassia Ivanova            | LJ: 2011-3          |
|                           |  | Olga Kardopoltseva           | 10,000mW: 1997-2    |
|                           |  | <b>Yanina Korolchik</b>      | <b>SP: 2001-1</b>   |
| Yuliya Nesterenko         |  | 4x100mR: 2005-3              |                     |
| Yelena Nevmerzhitskaya    |  | 4x100mR: 2005-3              |                     |
| Nadezhda Ostapchuk        |  | ✕ SP: 2003-2, 2007-2, 2011-2 |                     |
| Natalya Sazanovich        |  | Hep: 2001-2, 2003-3          |                     |
| <b>Natalya Shikolenko</b> | <b>JT: 1993-3, 1995-1</b>                  |                              |                     |
| Natalya Sologub           | 4x100mR: 2005-3                            |                              |                     |
| Alina Talai               | 100mH: 2015-3                              |                              |                     |
| Valentina Tsybul'skaya    | 10,000mW: 1997-3;<br>20KmW: 2001-2, 2003-3 |                              |                     |
| Rita Turova               | 20KmW: 2005-2                              |                              |                     |
| <b>Irina Yatchenko</b>    | <b>DT: 2003-1</b>                          |                              |                     |
| <b>Ellina Zvereva</b>     | <b>DT: 1995-1, 1997-2, 2001-1</b>          |                              |                     |

**BOL / Bolivia**

Years Entered: All from 1983

**Best Placings:**

|       |                |                |
|-------|----------------|----------------|
| Men   | Eloy Quispe    | 50KmW: 1995-25 |
| Women | Geovana Iruستا | 20KmW: 2001-16 |

**BOT / Botswana**

Years Entered: All from 1983

**Placing Tables:**

| Overall       | Gold     | Silver   | Bronze   | 4th      | 5th      | 6th      | 7th      | 8th      |
|---------------|----------|----------|----------|----------|----------|----------|----------|----------|
| 2009          | -        | -        | -        | -        | -        | -        | 2        | -        |
| 2011          | 1        | -        | -        | -        | -        | -        | -        | -        |
| 2013          | -        | 1        | -        | -        | -        | -        | -        | -        |
| 2015          | -        | -        | -        | -        | 1        | -        | -        | -        |
| <b>Totals</b> | <b>1</b> | <b>1</b> | <b>-</b> | <b>-</b> | <b>1</b> | <b>-</b> | <b>2</b> | <b>-</b> |

| Men           | Gold     | Silver   | Bronze   | 4th      | 5th      | 6th      | 7th      | 8th      |
|---------------|----------|----------|----------|----------|----------|----------|----------|----------|
| 2009          | -        | -        | -        | -        | -        | -        | 1        | -        |
| 2015          | -        | -        | -        | -        | 1        | -        | -        | -        |
| <b>Totals</b> | <b>-</b> | <b>-</b> | <b>-</b> | <b>-</b> | <b>1</b> | <b>-</b> | <b>1</b> | <b>-</b> |

| Women         | Gold     | Silver   | Bronze   | 4th      | 5th      | 6th      | 7th      | 8th      |
|---------------|----------|----------|----------|----------|----------|----------|----------|----------|
| 2009          | -        | -        | -        | -        | -        | -        | 1        | -        |
| 2011          | 1        | -        | -        | -        | -        | -        | -        | -        |
| 2013          | -        | 1        | -        | -        | -        | -        | -        | -        |
| <b>Totals</b> | <b>1</b> | <b>1</b> | <b>-</b> | <b>-</b> | <b>-</b> | <b>-</b> | <b>1</b> | <b>-</b> |

**Medallists:**

|       |                        |                             |
|-------|------------------------|-----------------------------|
| Men   | None. Best Placing:    |                             |
|       | Isaac Makwala          | 400m: 2015-5                |
| Women | <b>Amantle Montsho</b> | <b>400m: 2011-1, 2013-2</b> |

**BRA / Brazil**

Years Entered: All from 1983

**Placing Tables:**

| Overall       | Gold     | Silver   | Bronze   | 4th      | 5th         | 6th          | 7th      | 8th       |
|---------------|----------|----------|----------|----------|-------------|--------------|----------|-----------|
| 1983          | -        | -        | 1        | -        | 1           | 1            | -        | 2         |
| 1987          | -        | -        | 1        | 1        | -           | -            | -        | -         |
| 1991          | -        | 1        | -        | 1        | -           | -            | 1        | -         |
| 1993          | -        | -        | -        | -        | -           | 1            | 1        | -         |
| 1995          | -        | -        | 1        | 1        | 1           | 1            | -        | 1         |
| 1997          | -        | -        | 1        | -        | 2           | 1            | -        | -         |
| 1999          | -        | 2        | 1        | 1        | -           | -            | -        | 1         |
| 2001          | -        | -        | -        | 1        | -           | -            | 1        | -         |
| 2003          | -        | 1        | -        | -        | 2           | -            | -        | 1         |
| 2005          | -        | -        | -        | -        | 1           | 1            | -        | 1         |
| 2007          | -        | 1        | -        | 1        | -           | 1+1=         | 1        | 1         |
| 2009          | -        | -        | -        | 1        | 1           | -            | 2        | 1         |
| 2011          | 1        | -        | -        | -        | -           | 1            | 1        | 1         |
| 2013          | -        | -        | -        | -        | 1+1=        | 2            | 2        | 1         |
| 2015          | -        | 1        | -        | -        | -           | 2            | -        | -         |
| <b>Totals</b> | <b>1</b> | <b>6</b> | <b>5</b> | <b>7</b> | <b>9+1=</b> | <b>11+1=</b> | <b>9</b> | <b>10</b> |

| Men           | Gold     | Silver   | Bronze   | 4th      | 5th      | 6th      | 7th      | 8th      |
|---------------|----------|----------|----------|----------|----------|----------|----------|----------|
| 1983          | -        | -        | 1        | -        | 1        | 1        | -        | 2        |
| 1987          | -        | -        | 1        | 1        | -        | -        | -        | -        |
| 1991          | -        | 1        | -        | 1        | -        | -        | 1        | -        |
| 1993          | -        | -        | -        | -        | -        | 1        | 1        | -        |
| 1995          | -        | -        | 1        | 1        | 1        | 1        | -        | 1        |
| 1997          | -        | -        | 1        | -        | 2        | 1        | -        | -        |
| 1999          | -        | 2        | 1        | 1        | -        | -        | -        | -        |
| 2001          | -        | -        | -        | 1        | -        | -        | -        | -        |
| 2003          | -        | 1        | -        | -        | 2        | -        | -        | 1        |
| 2005          | -        | -        | -        | -        | -        | 1        | -        | 1        |
| 2007          | -        | 1        | -        | 1        | -        | -        | -        | -        |
| 2009          | -        | -        | -        | -        | -        | -        | 1        | 1        |
| 2011          | -        | -        | -        | -        | -        | 1        | -        | 1        |
| 2013          | -        | -        | -        | -        | 1        | 2        | 2        | 1        |
| 2015          | -        | -        | -        | -        | -        | 1        | -        | -        |
| <b>Totals</b> | <b>-</b> | <b>5</b> | <b>5</b> | <b>6</b> | <b>7</b> | <b>9</b> | <b>5</b> | <b>8</b> |

| Women         | Gold     | Silver   | Bronze   | 4th      | 5th         | 6th         | 7th      | 8th      |
|---------------|----------|----------|----------|----------|-------------|-------------|----------|----------|
| 1999          | -        | -        | -        | -        | -           | -           | -        | 1        |
| 2001          | -        | -        | -        | -        | -           | -           | 1        | -        |
| 2005          | -        | -        | -        | -        | 1           | -           | -        | -        |
| 2007          | -        | -        | -        | -        | -           | 1+1=        | 1        | 1        |
| 2009          | -        | -        | -        | 1        | 1           | -           | 1        | -        |
| 2011          | 1        | -        | -        | -        | -           | -           | 1        | -        |
| 2013          | -        | -        | -        | -        | 1=          | -           | -        | -        |
| 2015          | -        | 1        | -        | -        | -           | 1           | -        | -        |
| <b>Totals</b> | <b>1</b> | <b>1</b> | <b>-</b> | <b>1</b> | <b>2+1=</b> | <b>2+1=</b> | <b>4</b> | <b>2</b> |

**Medallists:**

|     |                   |                         |
|-----|-------------------|-------------------------|
| Men | José Luiz Barbosa | 800m: 1987-3, 1991-2    |
|     | Joaquim Cruz      | 800m: 1983-3            |
|     | Jadel Gregório    | TJ: 2007-2              |
|     | Sanderlei Parrela | 400m: 1999-2            |
|     | Édson Ribeiro     | 4x100mR: 1999-3, 2003-2 |

|       |                      |  |
|-------|----------------------|--|
|       | André da Silva       | 4x100mR: 1999-3, 2003-2                  |
|       | Claudinei da Silva   | 200m: 1997-3, 1999-2;<br>4x100mR: 1999-3 |
|       | Cláudio de Souza     | 4x100mR: 2003-2                          |
|       | Raphael de Oliveira  | 4x100mR: 1999-3                          |
|       | Vicente de Lima      | 4x100mR: 2003-2                          |
|       | Luíz dos Santos      | Mar: 1995-3                              |
| Women | <b>Fabiana Murer</b> | <b>PV: 2011-1, 2015-2</b>                |

**BRN / Bahrain**

Years Entered: 1983 / 1991 / 1993 / 1995 / 1997, then all from 2001

**Placing Tables:**

| Overall       | Gold     | Silver   | Bronze   | 4th      | 5th      | 6th      | 7th      | 8th      |
|---------------|----------|----------|----------|----------|----------|----------|----------|----------|
| 2005          | 2        | -        | -        | -        | 1        | -        | 1        | -        |
| 2007          | 1        | 1        | -        | -        | -        | 1        | -        | -        |
| 2009          | 2        | -        | 1        | -        | -        | -        | -        | -        |
| 2011          | -        | -        | -        | -        | -        | 1        | 1        | 1        |
| 2013          | -        | -        | -        | -        | -        | 1        | -        | -        |
| 2015          | -        | -        | 1        | -        | 1        | -        | -        | -        |
| <b>Totals</b> | <b>5</b> | <b>1</b> | <b>2</b> | <b>-</b> | <b>2</b> | <b>3</b> | <b>2</b> | <b>1</b> |

| Men           | Gold     | Silver   | Bronze   | 4th      | 5th      | 6th      | 7th      | 8th      |
|---------------|----------|----------|----------|----------|----------|----------|----------|----------|
| 2005          | 2        | -        | -        | -        | -        | -        | 1        | -        |
| 2007          | -        | 1        | -        | -        | -        | 1        | -        | -        |
| 2009          | 1        | -        | 1        | -        | -        | -        | -        | -        |
| 2011          | -        | -        | -        | -        | -        | -        | -        | 1        |
| 2015          | -        | -        | -        | -        | 1        | -        | -        | -        |
| <b>Totals</b> | <b>3</b> | <b>1</b> | <b>1</b> | <b>-</b> | <b>1</b> | <b>1</b> | <b>1</b> | <b>1</b> |

| Women         | Gold     | Silver   | Bronze   | 4th      | 5th      | 6th      | 7th      | 8th      |
|---------------|----------|----------|----------|----------|----------|----------|----------|----------|
| 2005          | -        | -        | -        | -        | 1        | -        | -        | -        |
| 2007          | 1        | -        | -        | -        | -        | -        | -        | -        |
| 2009          | 1        | -        | -        | -        | -        | -        | -        | -        |
| 2011          | -        | -        | -        | -        | -        | 1        | 1        | -        |
| 2013          | -        | -        | -        | -        | -        | 1        | -        | -        |
| 2015          | -        | -        | 1        | -        | -        | -        | -        | -        |
| <b>Totals</b> | <b>2</b> | <b>-</b> | <b>1</b> | <b>-</b> | <b>1</b> | <b>2</b> | <b>1</b> | <b>-</b> |

**Medallists:**

|       |                          |  |
|-------|--------------------------|--|
| Men   | <b>Yousef Saad Kamel</b> | 800m: 2009-3; <b>1500m: 2009-1</b>         |
|       | <b>Rashid Ramzi</b>      | <b>800m: 2005-1; 1500m: 2005-1, 2007-2</b> |
| Women | <b>Maryam Jamal</b>      | <b>1500m: 2007-1, 2009-1</b>               |

**BRU / Brunei**

Years Entered: 1991 / 1993 / 1995 / 1997 / 1999, then all from 2003

**Best Placings:**

|       |              |              |
|-------|--------------|--------------|
| Men   | Lim Chee Wee | SP: 1991-20Q |
| Women | Tea Ai Seng  | SP: 1995-23Q |

**BUL / Bulgaria**

Years Entered: All from 1983

**Placing Tables:**

| Overall | Gold | Silver | Bronze | 4th | 5th  | 6th | 7th | 8th |
|---------|------|--------|--------|-----|------|-----|-----|-----|
| 1983    | -    | -      | 3      | 2   | 1    | 1   | 2   | 1   |
| 1987    | 3    | -      | 1      | 2   | 2+1= | 1   | 3   | 4   |

|               |          |          |          |          |             |          |           |           |
|---------------|----------|----------|----------|----------|-------------|----------|-----------|-----------|
| 1991          | 1        | -        | -        | -        | -           | 1        | 1         | -         |
| 1993          | -        | -        | 1        | 1        | 1           | 1        | -         | 1         |
| 1995          | 1        | 1        | 1        | -        | -           | -        | 1         | 2         |
| 1997          | -        | 1        | -        | -        | -           | 1        | -         | -         |
| 1999          | -        | 1        | -        | -        | -           | 2        | -         | -         |
| 2001          | -        | -        | 1        | 2        | -           | -        | -         | 1         |
| 2003          | -        | -        | -        | 1        | -           | -        | 1         | -         |
| 2007          | -        | -        | 1        | -        | -           | -        | -         | -         |
| 2011          | -        | -        | -        | -        | -           | 1        | 1         | -         |
| 2013          | -        | -        | -        | -        | -           | -        | -         | 1         |
| 2015          | -        | -        | -        | 1        | -           | -        | 1         | -         |
| <b>Totals</b> | <b>5</b> | <b>3</b> | <b>8</b> | <b>9</b> | <b>6+1=</b> | <b>6</b> | <b>10</b> | <b>10</b> |

| Men           | Gold     | Silver   | Bronze   | 4th      | 5th         | 6th      | 7th      | 8th      |
|---------------|----------|----------|----------|----------|-------------|----------|----------|----------|
| 1983          | -        | -        | 1        | -        | -           | -        | 1        | 1        |
| 1987          | 1        | -        | -        | -        | 1=          | 1        | 2        | 2        |
| 1991          | -        | -        | -        | -        | -           | -        | 1        | -        |
| 1993          | -        | -        | -        | -        | 1           | 1        | -        | 1        |
| 1995          | -        | -        | -        | -        | -           | -        | -        | 2        |
| 1999          | -        | 1        | -        | -        | -           | -        | -        | -        |
| 2001          | -        | -        | -        | -        | -           | -        | -        | 1        |
| 2013          | -        | -        | -        | -        | -           | -        | -        | 1        |
| <b>Totals</b> | <b>1</b> | <b>1</b> | <b>1</b> | <b>-</b> | <b>1+1=</b> | <b>2</b> | <b>4</b> | <b>8</b> |

| Women         | Gold     | Silver   | Bronze   | 4th      | 5th      | 6th      | 7th      | 8th      |
|---------------|----------|----------|----------|----------|----------|----------|----------|----------|
| 1983          | -        | -        | 2        | 2        | 1        | 1        | 1        | -        |
| 1987          | 2        | -        | 1        | 2        | 2        | -        | 1        | 2        |
| 1991          | 1        | -        | -        | -        | -        | 1        | -        | -        |
| 1993          | -        | -        | 1        | 1        | -        | -        | -        | -        |
| 1995          | 1        | 1        | 1        | -        | -        | -        | 1        | -        |
| 1997          | -        | 1        | -        | -        | -        | 1        | -        | -        |
| 1999          | -        | -        | -        | -        | 2        | -        | -        | -        |
| 2001          | -        | -        | 1        | 2        | -        | -        | -        | -        |
| 2003          | -        | -        | -        | 1        | -        | -        | 1        | -        |
| 2007          | -        | -        | 1        | -        | -        | -        | -        | -        |
| 2011          | -        | -        | -        | -        | -        | 1        | 1        | -        |
| 2015          | -        | -        | -        | 1        | -        | -        | 1        | -        |
| <b>Totals</b> | <b>4</b> | <b>2</b> | <b>7</b> | <b>9</b> | <b>5</b> | <b>4</b> | <b>6</b> | <b>2</b> |

**Medallists:**

|       |                            |                              |
|-------|----------------------------|------------------------------|
| Men   | Rostislav Dimitrov         | TJ: 1999-2                   |
|       | <b>Khristo Markov</b>      | <b>TJ: 1987-1</b>            |
|       | Atanas Tarev               | PV: 1983-3                   |
| Women | Svetla Dimitrova           | 100mH: 1997-2                |
|       | <b>Tsvetanka Khristova</b> | <b>DT: 1987-3, 1991-1</b>    |
|       | <b>Stefka Kostadinova</b>  | <b>HJ: 1987-1, 1995-1</b>    |
|       | Tereza Marinova            | TJ: 2001-3                   |
|       | Svetla Mitkova             | SP: 1995-3                   |
|       | Maria Petkova              | DT: 1983-3                   |
|       | Iva Prandzheva             | TJ: 1993-3, 1995-2           |
|       | Daniela Yordanova          | 1500m: 2007-3                |
|       | <b>Ginka Zagorcheva</b>    | <b>100mH: 1983-3, 1987-1</b> |

**BUR / Burkina Faso**

Years Entered: All from 1983

**Best Placings:**

|       |                  |                |
|-------|------------------|----------------|
| Men   | Franck Zio       | LJ: 1995-10    |
| Women | Mariama Ouiminga | 200m: 1991-6q1 |

**CAF / Central African Republic**

Years Entered: All from 1983

**Best Placings:**

|       |                  |                |
|-------|------------------|----------------|
| Men   | Mickaël Conjunjo | DT: 1999-22Q   |
| Women | Denise Ouabangui | 400m: 1993-5h3 |



**CAM / Cambodia**

Years Entered: 1983 / 1997 / 1999, then all from 2005

**Best Placings:**

Men Kieng Samorn 800m: 2013-6h3  
 Women Kim Moh LJ: 1983-24Q

**CAN / Canada**

Years Entered: All from 1976

**Placing Tables:**

| Overall       | Gold     | Silver    | Bronze       | 4th      | 5th       | 6th          | 7th      | 8th       |
|---------------|----------|-----------|--------------|----------|-----------|--------------|----------|-----------|
| 1980          | -        | -         | -            | -        | -         | 1            | -        | -         |
| 1983          | -        | -         | -            | 2        | 4         | 2            | 2        | 3         |
| 1987          | -        | -         | -            | 1        | 1         | 2            | 1        | 2         |
| 1991          | -        | 1         | 1            | 1        | -         | 1            | -        | 2         |
| 1993          | -        | -         | 1            | -        | 2         | 1            | 2        | -         |
| 1995          | 2        | 1         | 1            | 1        | 1         | -            | -        | -         |
| 1997          | 1        | 1         | -            | -        | 1         | 1            | 2        | 1         |
| 1999          | -        | 2         | -            | -        | -         | 1+1=         | -        | -         |
| 2001          | -        | -         | -            | -        | 1         | 1=           | -        | 3         |
| 2003          | 1        | -         | 1            | -        | -         | 1            | -        | 1         |
| 2005          | -        | -         | 1            | 1        | -         | 1=           | -        | 2         |
| 2007          | -        | 2         | -            | -        | -         | 1            | -        | 2         |
| 2009          | -        | 1         | -            | -        | 1         | -            | -        | 1         |
| 2011          | -        | 1         | -            | -        | -         | 1            | 1        | -         |
| 2013          | -        | 1         | 4            | -        | -         | 3            | -        | 1         |
| 2015          | 2        | 3         | 2+1=         | 1        | -         | 1            | 1        | 1         |
| <b>Totals</b> | <b>6</b> | <b>13</b> | <b>11+1=</b> | <b>7</b> | <b>11</b> | <b>16+3=</b> | <b>9</b> | <b>19</b> |

| Men           | Gold     | Silver   | Bronze       | 4th      | 5th      | 6th         | 7th      | 8th       |
|---------------|----------|----------|--------------|----------|----------|-------------|----------|-----------|
| 1983          | -        | -        | -            | 1        | -        | 1           | -        | 2         |
| 1987          | -        | -        | -            | -        | 1        | -           | 1        | 1         |
| 1991          | -        | 1        | 1            | 1        | -        | -           | -        | 2         |
| 1993          | -        | -        | 1            | -        | 1        | 1           | 1        | -         |
| 1995          | 2        | 1        | 1            | -        | 1        | -           | -        | -         |
| 1997          | 1        | 1        | -            | -        | -        | -           | 2        | 1         |
| 1999          | -        | 2        | -            | -        | -        | 1=          | -        | -         |
| 2001          | -        | -        | -            | -        | -        | 1=          | -        | 2         |
| 2003          | -        | -        | 1            | -        | -        | -           | -        | -         |
| 2005          | -        | -        | 1            | 1        | -        | -           | -        | 2         |
| 2007          | -        | 1        | -            | -        | -        | 1           | -        | 1         |
| 2009          | -        | -        | -            | -        | 1        | -           | -        | -         |
| 2011          | -        | 1        | -            | -        | -        | -           | -        | -         |
| 2013          | -        | -        | 4            | -        | -        | 1           | -        | 1         |
| 2015          | 2        | 1        | 2+1=         | -        | -        | -           | -        | 1         |
| <b>Totals</b> | <b>5</b> | <b>8</b> | <b>11+1=</b> | <b>3</b> | <b>4</b> | <b>4+2=</b> | <b>4</b> | <b>13</b> |

| Women         | Gold     | Silver   | Bronze   | 4th      | 5th      | 6th          | 7th      | 8th      |
|---------------|----------|----------|----------|----------|----------|--------------|----------|----------|
| 1980          | -        | -        | -        | -        | -        | 1            | -        | -        |
| 1983          | -        | -        | -        | 1        | 4        | 1            | 2        | 1        |
| 1987          | -        | -        | -        | 1        | -        | 2            | -        | 1        |
| 1991          | -        | -        | -        | -        | -        | 1            | -        | -        |
| 1993          | -        | -        | -        | -        | 1        | -            | 1        | -        |
| 1995          | -        | -        | -        | 1        | -        | -            | -        | -        |
| 1997          | -        | -        | -        | -        | 1        | 1            | -        | -        |
| 1999          | -        | -        | -        | -        | -        | 1            | -        | -        |
| 2001          | -        | -        | -        | -        | 1        | -            | -        | 1        |
| 2003          | 1        | -        | -        | -        | -        | 1            | -        | 1        |
| 2005          | -        | -        | -        | -        | -        | 1=           | -        | -        |
| 2007          | -        | 1        | -        | -        | -        | -            | -        | 1        |
| 2009          | -        | 1        | -        | -        | -        | -            | -        | 1        |
| 2011          | -        | -        | -        | -        | -        | 1            | 1        | -        |
| 2013          | -        | 1        | -        | -        | -        | 2            | -        | -        |
| 2015          | -        | 2        | -        | 1        | -        | 1            | 1        | -        |
| <b>Totals</b> | <b>1</b> | <b>5</b> | <b>-</b> | <b>4</b> | <b>7</b> | <b>12+1=</b> | <b>5</b> | <b>6</b> |

**Medallists:**

|       |                         |   |
|-------|-------------------------|---|
| Men   | Dylan Armstrong         | SP: 2011-2, 2013-3  |
|       | <b>Donovan Bailey</b>   | <b>100m: 1995-1, 1997-2;</b><br><b>4x100mR: 1995-1, 1997-1</b><br><b>PV: 2015-1</b> |
|       | <b>Shawn Barber</b>     | HJ: 1999-2, 2003-3  |
|       | Mark Boswell            | 4x100mR: 2013-3, 2015-3   |
|       | Aaron Brown             | <b>4x100mR: 1997-1</b> (ran ht)   |
|       | <b>Carlton Chambers</b> | 400m: 2005-3  |
|       | Tyler Christopher       | 100m: 2015-3=; 4x100mR: 2015-3  |
|       | Andre De Grasse         | <b>HJ: 2013-3, 2015-1</b><br><b>4x100mR: 1993-3, 1995-1, 1997-1</b>                 |
|       | <b>Derek Drouin</b>     | <b>4x100mR: 1993-3, 1995-1, 1997-1</b>  |
|       | <b>Robert Esmie</b>     | 200m: 1991-3; 4x100mR: 1993-3   |
|       | <b>Glenroy Gilbert</b>  | 800m: 2007-2  |
|       | Atlee Mahorn            | 4x100mR: 2013-3   |
|       | Gary Reed               | 4x100mR: 2015-3   |
|       | Dontea Richard-Kwok     | 4x100mR: 2013-3   |
|       | Brendon Rodney          | Dec: 1991-2, 1995-3   |
|       | Gavin Smellie           | 100m: 1995-2, 1999-2;   |
|       | Mike Smith              | <b>4x100mR: 1993-3, 1995-1, 1997-1</b>  |
|       | <b>Bruny Surin</b>      | 20KmW: 2015-3   |
|       | Benjamin Thorne         | Dec: 2013-3, 2015-2   |
|       | Damian Warner           | 4x100mR: 2013-3, 2015-3   |
|       | Justyn Warner           | 800m: 2015-2  |
| Women | Melissa Bishop          | Hep: 2013-2, 2015-2   |
|       | Brianne Eaton           | <b>100mH: 2003-1, 2007-2</b>  |
|       | <b>Perdita Felicien</b> | 100mH: 2009-2   |
|       | Priscilla Lopes-Schliep |   |

**CAY / Cayman Islands**

Years Entered: All from 1987

**Placing Tables:**

| Overall       | Gold     | Silver   | Bronze   | 4th      | 5th      | 6th      | 7th      | 8th      |
|---------------|----------|----------|----------|----------|----------|----------|----------|----------|
| 1999          | -        | -        | -        | -        | -        | -        | -        | 1        |
| 2001          | -        | -        | 1        | -        | 1        | -        | -        | -        |
| 2005          | -        | -        | -        | -        | -        | -        | -        | 1        |
| 2007          | -        | -        | -        | -        | -        | -        | -        | 1        |
| <b>Totals</b> | <b>-</b> | <b>-</b> | <b>1</b> | <b>-</b> | <b>1</b> | <b>-</b> | <b>-</b> | <b>3</b> |

| Men           | Gold     | Silver   | Bronze   | 4th      | 5th      | 6th      | 7th      | 8th      |
|---------------|----------|----------|----------|----------|----------|----------|----------|----------|
| 1999          | -        | -        | -        | -        | -        | -        | -        | 1        |
| 2001          | -        | -        | -        | -        | 1        | -        | -        | -        |
| <b>Totals</b> | <b>-</b> | <b>-</b> | <b>-</b> | <b>-</b> | <b>1</b> | <b>-</b> | <b>-</b> | <b>1</b> |

| Women         | Gold     | Silver   | Bronze   | 4th      | 5th      | 6th      | 7th      | 8th      |
|---------------|----------|----------|----------|----------|----------|----------|----------|----------|
| 2001          | -        | -        | 1        | -        | -        | -        | -        | -        |
| 2005          | -        | -        | -        | -        | -        | -        | -        | 1        |
| 2007          | -        | -        | -        | -        | -        | -        | -        | 1        |
| <b>Totals</b> | <b>-</b> | <b>-</b> | <b>1</b> | <b>-</b> | <b>-</b> | <b>-</b> | <b>-</b> | <b>2</b> |

**Medallists:**

|       |                         |              |
|-------|-------------------------|--------------|
| Men   | None. Best Placing:     |              |
|       | Kareem Streete-Thompson | LJ: 2001-5   |
| Women | Cydonie Mothersill      | 200m: 2001-3 |

**CGO / Congo**

Years Entered: 1987 / 1991 / 1993 / 1995 / 1997 / 1999 / 2001 / 2003 / 2005 / 2011 / 2013 / 2015

**Best Placings:**

|       |                             |                                   |
|-------|-----------------------------|-----------------------------------|
| Men   | Frank Elemba Owaka          | SP: 2015-21Q                      |
| Women | Judith Diankoléla Missengui | 100m: 1987-6h7                    |
|       | Solène Eboulabeka           | 100mH: 2005-6h4                   |
|       | Lasnet Nkouka               | 200m: 1993-6h7; 400m:<br>1993-6h3 |
|       | Léontine Tsiba              | 800m: 1997-6h1                    |

**CHA / Chad**

**Years Entered:** 1987 / 1991 / 1993 / 1995 / 1997 / 1999 / 2001  
/ 2003 / 2005 / 2007 / 2011 / 2015

**Placing Table:**

| Women         | Gold | Silver | Bronze | 4th | 5th      | 6th | 7th | 8th |
|---------------|------|--------|--------|-----|----------|-----|-----|-----|
| 2001          | -    | -      | -      | -   | 1        | -   | -   | -   |
| <b>Totals</b> | -    | -      | -      | -   | <b>1</b> | -   | -   | -   |

**Best Placings:**

|       |                  |              |
|-------|------------------|--------------|
| Men   | Paul Ngadjadoum  | HJ: 1987-28Q |
| Women | Kaltouma Nadjina | 400m: 2001-5 |

**CHI / Chile**

**Years Entered:** All from 1983

**Placing Table:**

| Men           | Gold | Silver | Bronze | 4th | 5th | 6th      | 7th | 8th |
|---------------|------|--------|--------|-----|-----|----------|-----|-----|
| 1993          | -    | -      | -      | -   | -   | 1        | -   | -   |
| <b>Totals</b> | -    | -      | -      | -   | -   | <b>1</b> | -   | -   |

**Best Placings:**

|       |              |            |
|-------|--------------|------------|
| Men   | Gert Weil    | SP: 1993-6 |
| Women | Natalia Ducó | SP: 2015-9 |

**CHN / PR of China**

**Years Entered:** All from 1983

**Placing Tables:**

| Overall       | Gold      | Silver       | Bronze    | 4th       | 5th       | 6th          | 7th       | 8th       |
|---------------|-----------|--------------|-----------|-----------|-----------|--------------|-----------|-----------|
| 1983          | -         | -            | 1         | -         | -         | -            | -         | -         |
| 1987          | -         | -            | 1         | -         | -         | -            | 3         | 2         |
| 1991          | 2         | 1            | 1         | -         | 1         | 1            | -         | 4         |
| 1993          | 4         | 2            | 2         | 2         | 1         | 1            | -         | -         |
| 1995          | -         | 1            | -         | -         | 2         | 2            | 1         | 1         |
| 1997          | -         | -            | -         | 3         | 2         | 2            | 2         | 1         |
| 1999          | 1         | 1            | -         | 1         | 1         | 1            | 1         | 1         |
| 2001          | -         | -            | -         | 1         | 1         | -            | -         | -         |
| 2003          | -         | -            | 2         | 1         | -         | 1            | 3         | -         |
| 2005          | -         | 1            | -         | 2         | 6         | 1            | 1         | -         |
| 2007          | 1         | 1            | 1         | 3         | 2         | 1            | 3         | 1         |
| 2009          | 2         | 1            | 1         | 1         | 3         | 1            | 1         | 1         |
| 2011          | 2         | 2            | 2         | 2         | -         | 3+1=         | 1         | 2         |
| 2013          | -         | 1            | 3         | 2         | 1         | 1            | -         | 1         |
| 2015          | 1         | 6+1=         | 1         | 1         | 5         | 1            | 1         | 1         |
| <b>Totals</b> | <b>13</b> | <b>17+1=</b> | <b>15</b> | <b>19</b> | <b>25</b> | <b>16+1=</b> | <b>17</b> | <b>15</b> |

| Men  | Gold | Silver | Bronze | 4th | 5th | 6th | 7th | 8th |
|------|------|--------|--------|-----|-----|-----|-----|-----|
| 1983 | -    | -      | 1      | -   | -   | -   | -   | -   |
| 1987 | -    | -      | -      | -   | -   | -   | 1   | -   |
| 1991 | -    | -      | -      | -   | -   | -   | -   | 2   |
| 1995 | -    | -      | -      | -   | 1   | -   | 1   | -   |
| 1997 | -    | -      | -      | 1   | 1   | -   | -   | -   |
| 1999 | -    | -      | -      | 1   | -   | 1   | -   | 1   |

|               |          |             |          |          |          |          |          |          |
|---------------|----------|-------------|----------|----------|----------|----------|----------|----------|
| 2003          | -        | -           | 1        | -        | -        | 1        | 1        | -        |
| 2005          | -        | 1           | -        | -        | 1        | -        | -        | -        |
| 2007          | 1        | -           | -        | -        | 1        | -        | 1        | -        |
| 2009          | 1        | -           | -        | -        | -        | 1        | -        | 1        |
| 2011          | -        | 2           | 1        | -        | -        | -        | 1        | 1        |
| 2013          | -        | 1           | -        | -        | -        | -        | -        | -        |
| 2015          | -        | 2+1=        | 1        | 1        | 2        | 1        | 1        | -        |
| <b>Totals</b> | <b>2</b> | <b>6+1=</b> | <b>4</b> | <b>3</b> | <b>6</b> | <b>4</b> | <b>6</b> | <b>5</b> |

| Women         | Gold      | Silver    | Bronze    | 4th       | 5th       | 6th          | 7th       | 8th       |
|---------------|-----------|-----------|-----------|-----------|-----------|--------------|-----------|-----------|
| 1987          | -         | -         | 1         | -         | -         | -            | 2         | 2         |
| 1991          | 2         | 1         | 1         | -         | 1         | 1            | -         | 2         |
| 1993          | 4         | 2         | 2         | 2         | 1         | 1            | -         | -         |
| 1995          | -         | 1         | -         | -         | 1         | 2            | -         | 1         |
| 1997          | -         | -         | -         | 2         | 1         | 2            | 2         | 1         |
| 1999          | 1         | 1         | -         | -         | 1         | -            | 1         | -         |
| 2001          | -         | -         | -         | 1         | 1         | -            | -         | -         |
| 2003          | -         | -         | 1         | 1         | -         | -            | 2         | -         |
| 2005          | -         | -         | -         | 2         | 5         | 1            | 1         | -         |
| 2007          | -         | 1         | 1         | 3         | 1         | 1            | 2         | 1         |
| 2009          | 1         | 1         | 1         | 1         | 3         | -            | 1         | -         |
| 2011          | 2         | -         | 1         | 2         | -         | 3+1=         | -         | 1         |
| 2013          | -         | -         | 3         | 2         | 1         | 1            | -         | 1         |
| 2015          | 1         | 4         | -         | -         | 3         | -            | -         | 1         |
| <b>Totals</b> | <b>11</b> | <b>11</b> | <b>11</b> | <b>16</b> | <b>19</b> | <b>12+1=</b> | <b>11</b> | <b>10</b> |

**Medallists:**

|       |                      |  |
|-------|----------------------|--|
| Men   | Chen Ding            | 20KmW: 2013-2                                |
|       | <b>Liu Xiang</b>     | <b>110mH: 2003-3, 2005-2, 2007-1, 2011-2</b> |
|       | Mo Youxue            | 4x100mR: 2015-2                              |
|       | Si Tianfeng          | 50KmW: 2011-3                                |
|       | Su Bingtian          | 4x100mR: 2015-2                              |
|       | Wang Zhen            | 20KmW: 2011-2, 2015-2                        |
|       | <b>Wang Hao</b>      | <b>20KmW: 2009-1</b>                         |
|       | Wang Jianan          | LJ: 2015-3                                   |
|       | Xie Zhenye           | 4x100mR: 2015-2                              |
|       | Zhang Guowei         | HJ: 2015-2=                                  |
|       | Zhang Peimeng        | 4x100mR: 2015-2                              |
|       | Zhu Jianhua          | HJ: 1983-3                                   |
| Women | <b>Bai Xue</b>       | <b>Mar: 2009-1</b>                           |
|       | Gong Lijiao          | SP: 2009-3, 2013-3, 2015-2                   |
|       | <b>Huang Zhihong</b> | <b>SP: 1991-1, 1993-1, 1995-2</b>            |
|       | <b>Li Yanfeng</b>    | <b>DT: 2011-1</b>                            |
|       | <b>Liu Dong</b>      | <b>1500m: 1993-1</b>                         |
|       | <b>Liu Hong</b>      | <b>20KmW: 2009-2, 2011-1, 2013-3, 2015-1</b> |
|       | <b>Liu Hongyu</b>    | <b>20KmW: 1999-1</b>                         |
|       | Lu Huihui            | JT: 2015-2                                   |
|       | Lu Xiuzhi            | 20KmW: 2015-2                                |
|       | Min Chunfeng         | DT: 1993-3                                   |
|       | <b>Qu Yunxia</b>     | <b>3000m: 1993-1</b>                         |
|       | Sun Yingjie          | 10,000m: 2003-3                              |
|       | Wang Yan             | 20KmW: 1999-2                                |
|       | <b>Wang Junxia</b>   | <b>10,000m: 1993-1</b>                       |
|       | Wang Xiuting         | 10,000m: 1991-3                              |
|       | <b>Xu Demei</b>      | <b>JT: 1991-1</b>                            |
|       | Yan Hong             | 10KmW: 1987-3                                |
|       | Zhang Linli          | 3000m: 1993-2                                |
|       | Zhang Lirong         | 3000m: 1993-3                                |
|       | Zhang Wenxiu         | HT: 2007-3, 2011-3, 2013-3, 2015-2           |
|       | Zhong Huandi         | 10,000m: 1991-2, 1993-2                      |
|       | Zhou Chunxiu         | Mar: 2007-2                                  |

**CIV / Ivory Coast**

**Years Entered:** All from 1980

**Placing Tables:**

| Overall       | Gold | Silver   | Bronze | 4th | 5th      | 6th | 7th      | 8th |
|---------------|------|----------|--------|-----|----------|-----|----------|-----|
| 1987          | -    | -        | -      | -   | -        | -   | 1        | -   |
| 1993          | -    | -        | -      | -   | -        | -   | 1        | -   |
| 2001          | -    | -        | -      | -   | 1        | -   | -        | -   |
| 2013          | -    | 2        | -      | -   | -        | -   | -        | -   |
| <b>Totals</b> | -    | <b>2</b> | -      | -   | <b>1</b> | -   | <b>2</b> | -   |

| Men           | Gold | Silver | Bronze | 4th | 5th      | 6th | 7th      | 8th |
|---------------|------|--------|--------|-----|----------|-----|----------|-----|
| 1987          | -    | -      | -      | -   | -        | -   | 1        | -   |
| 1993          | -    | -      | -      | -   | -        | -   | 1        | -   |
| 2001          | -    | -      | -      | -   | 1        | -   | -        | -   |
| <b>Totals</b> | -    | -      | -      | -   | <b>1</b> | -   | <b>2</b> | -   |

| Women         | Gold | Silver   | Bronze | 4th | 5th | 6th | 7th | 8th |
|---------------|------|----------|--------|-----|-----|-----|-----|-----|
| 2013          | -    | 2        | -      | -   | -   | -   | -   | -   |
| <b>Totals</b> | -    | <b>2</b> | -      | -   | -   | -   | -   | -   |

**Medallists:**

|       |                     |                            |
|-------|---------------------|----------------------------|
| Men   | None. Best Placing: |                            |
|       | Ahmed Douhou        | 4x100mR: 2001-5            |
|       | Jean-Marie Irie     | 4x100mR: 2001-5            |
|       | Ibrahim Meité       | 4x100mR: 2001-5 (ran ht)   |
|       | Eric N'Dri Pacome   | 4x100mR: 2001-5            |
|       | Yves Sonan          | 4x100mR: 2001-5            |
| Women | Murielle Houré      | 100m: 2013-2; 200m: 2013-2 |

**CMR / Cameroon**

Years Entered: All from 1987

**Placing Table:**

| Women         | Gold | Silver   | Bronze | 4th | 5th | 6th      | 7th      | 8th |
|---------------|------|----------|--------|-----|-----|----------|----------|-----|
| 2001          | -    | 1        | -      | -   | -   | 1        | 1        | -   |
| 2003          | -    | 1        | -      | -   | -   | -        | 1        | -   |
| <b>Totals</b> | -    | <b>2</b> | -      | -   | -   | <b>1</b> | <b>2</b> | -   |

**Best Placings:**

|       |                  |                    |
|-------|------------------|--------------------|
| Men   | Joseph Batangdon | 200m: 2001-8s1     |
| Women | Françoise Mbango | TJ: 2001-2, 2003-2 |

**COD / DPR of Congo**

Years Entered: 1983 / 1987 / 1991 / 1993 / 1995 / 1997 / 1999, then all from 2003

**Best Placings:**

|       |                    |                |
|-------|--------------------|----------------|
| Men   | Gary Kikaya        | 400m: 2003-3s3 |
| Women | Maguy Safi Makanda | 100m: 2011-4h4 |

**COK / Cook Islands**

Years Entered: 1983 / 1987 / 1991 / 1993 / 1995 / 1997, then all from 2001

**Best Placings:**

|       |                 |              |
|-------|-----------------|--------------|
| Men   | Harmon Harmon   | LJ: 2003-33Q |
| Women | Tereapii Tapoki | DT: 2005-20Q |

**COL / Colombia**

Years Entered: All from 1983

**Placing Tables:**

| Overall       | Gold     | Silver | Bronze   | 4th      | 5th      | 6th      | 7th      | 8th      |
|---------------|----------|--------|----------|----------|----------|----------|----------|----------|
| 1987          | -        | -      | -        | -        | -        | -        | -        | 1        |
| 1991          | -        | -      | -        | -        | -        | 1        | -        | -        |
| 1993          | -        | -      | -        | -        | 1        | -        | -        | -        |
| 1995          | -        | -      | -        | -        | -        | -        | 1        | -        |
| 2005          | -        | -      | -        | -        | -        | 1        | -        | -        |
| 2009          | -        | -      | -        | 1        | -        | -        | 1        | -        |
| 2011          | 1        | -      | 1        | -        | -        | -        | -        | -        |
| 2013          | 1        | -      | -        | -        | -        | -        | -        | -        |
| 2015          | 1        | -      | -        | -        | -        | -        | 1        | -        |
| <b>Totals</b> | <b>3</b> | -      | <b>1</b> | <b>1</b> | <b>1</b> | <b>2</b> | <b>3</b> | <b>1</b> |

| Men           | Gold     | Silver | Bronze | 4th      | 5th | 6th | 7th      | 8th      |
|---------------|----------|--------|--------|----------|-----|-----|----------|----------|
| 1987          | -        | -      | -      | -        | -   | -   | -        | 1        |
| 2009          | -        | -      | -      | 1        | -   | -   | -        | -        |
| 2011          | 1        | -      | -      | -        | -   | -   | -        | -        |
| 2015          | -        | -      | -      | -        | -   | -   | 1        | -        |
| <b>Totals</b> | <b>1</b> | -      | -      | <b>1</b> | -   | -   | <b>1</b> | <b>1</b> |

| Women         | Gold     | Silver | Bronze   | 4th | 5th      | 6th      | 7th      | 8th |
|---------------|----------|--------|----------|-----|----------|----------|----------|-----|
| 1991          | -        | -      | -        | -   | -        | 1        | -        | -   |
| 1993          | -        | -      | -        | -   | 1        | -        | -        | -   |
| 1995          | -        | -      | -        | -   | -        | -        | 1        | -   |
| 2005          | -        | -      | -        | -   | -        | 1        | -        | -   |
| 2009          | -        | -      | -        | -   | -        | -        | 1        | -   |
| 2011          | -        | -      | 1        | -   | -        | -        | -        | -   |
| 2013          | 1        | -      | -        | -   | -        | -        | -        | -   |
| 2015          | 1        | -      | -        | -   | -        | -        | -        | -   |
| <b>Totals</b> | <b>2</b> | -      | <b>1</b> | -   | <b>1</b> | <b>2</b> | <b>2</b> | -   |

**Medallists:**

|       |                   |                            |
|-------|-------------------|----------------------------|
| Men   | Luis López        | 20Kmw: 2011-1              |
| Women | Caterine Iburgüen | TJ: 2011-3, 2013-1, 2015-1 |

**COM / Comoros**

Years Entered: 1983 / 1991 / 1993 / 1997 / 1999 / 2003 / 2005 / 2009 / 2011 / 2013 / 2015

**Best Placings:**

|       |                   |                |
|-------|-------------------|----------------|
| Men   | Abdillahi Soilihi | Mar: 1991-36   |
| Women | Feta Ahamada      | 100m: 2011-7q6 |

**CPV / Cape Verde Islands**

Years Entered: 1993, then all from 1997

**Best Placings:**

|       |                      |                 |
|-------|----------------------|-----------------|
| Men   | Henry Andrade        | 110mH: 1993-6h3 |
|       | Denielsan Martins    | 100m: 2013-6h4  |
| Women | Isménia do Frederico | 100m: 1993-7h4  |

**CRC / Costa Rica**

Years Entered: All from 1983

**Best Placings:**

|       |                    |                |
|-------|--------------------|----------------|
| Men   | Nery Brenes        | 400m: 2007-4s1 |
| Women | Gabriela Patterson | 200m: 2001-5h2 |

**CRO / Croatia**

Years Entered: All from 1983



## Placing Tables:

| Overall       | Gold     | Silver   | Bronze   | 4th      | 5th      | 6th      | 7th      | 8th      |
|---------------|----------|----------|----------|----------|----------|----------|----------|----------|
| 2001          | -        | -        | -        | -        | -        | 1        | -        | 1        |
| 2003          | -        | -        | -        | -        | -        | -        | 1        | -        |
| 2007          | 1        | -        | -        | -        | -        | -        | -        | -        |
| 2009          | 1        | -        | -        | -        | -        | -        | 1        | -        |
| 2011          | -        | 1        | -        | -        | -        | -        | -        | -        |
| 2013          | 1        | -        | -        | -        | -        | -        | -        | -        |
| 2015          | -        | 2        | -        | -        | -        | -        | -        | -        |
| <b>Totals</b> | <b>3</b> | <b>3</b> | <b>-</b> | <b>-</b> | <b>-</b> | <b>1</b> | <b>2</b> | <b>1</b> |

| Men           | Gold     | Silver   | Bronze   | 4th      | 5th      | 6th      | 7th      | 8th      |
|---------------|----------|----------|----------|----------|----------|----------|----------|----------|
| 2009          | -        | -        | -        | -        | -        | -        | 1        | -        |
| <b>Totals</b> | <b>-</b> | <b>-</b> | <b>-</b> | <b>-</b> | <b>-</b> | <b>-</b> | <b>1</b> | <b>-</b> |

| Women         | Gold     | Silver   | Bronze   | 4th      | 5th      | 6th      | 7th      | 8th      |
|---------------|----------|----------|----------|----------|----------|----------|----------|----------|
| 2001          | -        | -        | -        | -        | -        | 1        | -        | 1        |
| 2003          | -        | -        | -        | -        | -        | -        | 1        | -        |
| 2007          | 1        | -        | -        | -        | -        | -        | -        | -        |
| 2009          | 1        | -        | -        | -        | -        | -        | -        | -        |
| 2011          | -        | 1        | -        | -        | -        | -        | -        | -        |
| 2013          | 1        | -        | -        | -        | -        | -        | -        | -        |
| 2015          | -        | 2        | -        | -        | -        | -        | -        | -        |
| <b>Totals</b> | <b>3</b> | <b>3</b> | <b>-</b> | <b>-</b> | <b>-</b> | <b>1</b> | <b>1</b> | <b>1</b> |

## Best Placings:

|       |  |  |
|-------|--|--|
| Men   | András Haklits                                 | HT: 2009-7   |
| Women | <b>Sandra Perković</b><br><b>Blanka Vlašić</b> | <b>DT: 2013-1, 2015-2</b><br><b>HJ: 2007-1, 2009-1, 2011-2, 2015-2</b> |

## CUB / Cuba

Years Entered: All from 1983

## Placing Tables:

| Overall       | Gold      | Silver       | Bronze    | 4th       | 5th         | 6th       | 7th       | 8th       |
|---------------|-----------|--------------|-----------|-----------|-------------|-----------|-----------|-----------|
| 1983          | -         | 1            | -         | -         | -           | -         | 1         | 2         |
| 1987          | -         | -            | 2         | 3         | -           | 2         | -         | 1         |
| 1991          | -         | 2            | -         | 1         | 1=          | 1         | 3         | 2         |
| 1993          | 2         | 1            | -         | 5         | -           | 3         | -         | 2         |
| 1995          | 2         | 2            | -         | 2         | 1           | 2         | 4         | 2         |
| 1997          | 4         | 1            | 1         | 2         | -           | 1         | 2         | -         |
| 1999          | 2         | 2            | -         | 3         | -           | 3         | 2         | -         |
| 2001          | 3         | 1            | 2         | 2         | -           | -         | 1         | 1         |
| 2003          | 1         | 1            | -         | 1         | 2           | 1         | 1         | -         |
| 2005          | 3         | 2+1=         | 1         | 1         | -           | -         | 1         | 2         |
| 2007          | 1         | 2            | -         | 2         | 1=          | 1         | 2         | 1         |
| 2009          | 1         | 4            | 1         | -         | 1           | -         | 2         | 2         |
| 2011          | -         | 1            | 3         | 3         | 1           | 1         | -         | 1         |
| 2013          | -         | 1            | 2         | 1         | 2           | -         | -         | 1         |
| 2015          | 2         | 1            | -         | 1         | -           | -         | 1         | -         |
| <b>Totals</b> | <b>21</b> | <b>22+1=</b> | <b>12</b> | <b>27</b> | <b>7+2=</b> | <b>15</b> | <b>20</b> | <b>17</b> |

| Men  | Gold | Silver | Bronze | 4th | 5th | 6th | 7th | 8th |
|------|------|--------|--------|-----|-----|-----|-----|-----|
| 1983 | -    | 1      | -      | -   | -   | -   | 1   | -   |
| 1987 | -    | -      | 2      | 1   | -   | 1   | -   | -   |
| 1991 | -    | 1      | -      | 1   | 1=  | -   | 1   | 2   |
| 1993 | 1    | -      | -      | 2   | -   | 1   | -   | -   |
| 1995 | 1    | 1      | -      | 1   | 1   | 1   | 2   | 2   |
| 1997 | 3    | 1      | 1      | 2   | -   | -   | 1   | -   |
| 1999 | 1    | 1      | -      | 2   | -   | 1   | 1   | -   |
| 2001 | 1    | 1      | -      | 2   | -   | -   | -   | -   |
| 2003 | -    | 1      | -      | 1   | -   | -   | 1   | -   |
| 2005 | -    | 1+1=   | -      | -   | -   | -   | -   | 1   |
| 2007 | -    | -      | -      | 2   | 1=  | -   | 1   | 1   |
| 2009 | -    | 2      | 1      | -   | 1   | -   | -   | 1   |
| 2011 | -    | 1      | 2      | 1   | -   | -   | -   | 1   |

|               |          |              |          |           |             |          |          |          |
|---------------|----------|--------------|----------|-----------|-------------|----------|----------|----------|
| 2013          | -        | 1            | -        | 1         | -           | -        | -        | -        |
| 2015          | -        | 1            | -        | -         | -           | -        | 1        | -        |
| <b>Totals</b> | <b>7</b> | <b>13+1=</b> | <b>6</b> | <b>16</b> | <b>2+2=</b> | <b>4</b> | <b>9</b> | <b>8</b> |

| Women         | Gold      | Silver   | Bronze   | 4th       | 5th      | 6th       | 7th       | 8th      |
|---------------|-----------|----------|----------|-----------|----------|-----------|-----------|----------|
| 1983          | -         | -        | -        | -         | -        | -         | -         | 2        |
| 1987          | -         | -        | -        | 2         | -        | 1         | -         | 1        |
| 1991          | -         | 1        | -        | -         | -        | 1         | 2         | -        |
| 1993          | 1         | 1        | -        | 3         | -        | 2         | -         | 2        |
| 1995          | 1         | 1        | -        | 1         | -        | 1         | 2         | -        |
| 1997          | 1         | -        | -        | -         | -        | 1         | 1         | -        |
| 1999          | 1         | 1        | -        | 1         | -        | 2         | 1         | -        |
| 2001          | 2         | -        | 2        | -         | -        | -         | 1         | 1        |
| 2003          | 1         | -        | -        | -         | 2        | 1         | -         | -        |
| 2005          | 3         | 1        | 1        | 1         | -        | -         | 1         | 1        |
| 2007          | 1         | 2        | -        | -         | -        | 1         | 1         | -        |
| 2009          | 1         | 2        | -        | -         | -        | -         | 2         | 1        |
| 2011          | -         | -        | 1        | 2         | 1        | 1         | -         | -        |
| 2013          | -         | -        | 2        | -         | 2        | -         | -         | 1        |
| 2015          | 2         | -        | -        | 1         | -        | -         | -         | -        |
| <b>Totals</b> | <b>14</b> | <b>9</b> | <b>6</b> | <b>11</b> | <b>5</b> | <b>11</b> | <b>11</b> | <b>9</b> |

## Medallists:

|       |                          |   |
|-------|--------------------------|---|
| Men   | Yoandri Betanzos         | TJ: 2003-2, 2005-2                            |
|       | Lázaro Borges            | PV: 2011-2                                    |
|       | Alexis Copello           | TJ: 2009-3                                    |
|       | Luis Delís               | DT: 1983-2, 1987-3                            |
|       | Anier García             | 110mH: 1999-2, 2001-2                         |
|       | Roberto Hernández        | 4x400mR: 1987-3                               |
|       | Guillermo Martínez       | JT: 2009-2, 2011-3                            |
|       | Lázaro Martínez          | 4x400mR: 1987-3                               |
|       | Víctor Moya              | HJ: 2005-2=                                   |
|       | Agustín Pavó             | 4x400mR: 1987-3                               |
|       | <b>Iván Pedroso</b>      | <b>LJ: 1995-1, 1997-1, 1999-1, 2001-1</b>     |
|       | Leandro Peñalver         | 4x400mR: 1987-3                               |
|       | Pedro Pichardo           | TJ: 2013-2, 2015-2                            |
|       | <b>Yoelbi Quesada</b>    | <b>TJ: 1997-1</b>                             |
|       | <b>Javier Sotomayor</b>  | <b>HJ: 1991-2, 1993-1, 1995-2, 1997-1</b>     |
|       | Leonel Suárez            | Dec: 2009-2, 2011-3                           |
|       | Norberto Téllez          | 800m: 1997-2                                  |
|       | Aliecer Urrutia          | TJ: 1997-3                                    |
| Women | Yamilé Aldama            | TJ: 1999-2                                    |
|       | Yarelis Barrios          | DT: 2007-2, 2009-2, 2011-3, 2013-3            |
|       | Sonia Bisset             | JT: 2001-3                                    |
|       | <b>Denia Caballero</b>   | <b>DT: 2015-1</b>                             |
|       | <b>Zulia Calatayú</b>    | <b>800m: 2005-1</b>                           |
|       | Silvia Costa             | HJ: 1993-2                                    |
|       | Mabel Gay                | TJ: 2009-2                                    |
|       | <b>Osleidys Menéndez</b> | <b>JT: 2001-1, 2005-1</b>                     |
|       | Niurka Montalvo          | LJ: 1995-2                                    |
|       | <b>Yipsi Moreno</b>      | <b>HT: 2001-1, 2003-1, 2005-1, 2007-2</b>     |
|       | <b>Daimí Pernía</b>      | <b>400mH: 1999-1, 2001-3</b>                  |
|       | <b>Ioamnet Quintero</b>  | <b>HJ: 1993-1</b>                             |
|       | <b>Ana Quirot</b>        | <b>800m: 1991-2, 1995-1, 1997-1</b>           |
|       | <b>Yargelis Savigne</b>  | <b>LJ: 2005-3; TJ: 2005-2, 2007-1, 2009-1</b> |
|       | <b>Yarisley Silva</b>    | <b>PV: 2013-3, 2015-1</b>                     |

## CYP / Cyprus

Years Entered: 1983 / 1987 / 1991 / 1993 / 1995 / 1997 / 1999 / 2003 / 2005 / 2007 / 2009 / 2013 / 2015

## Placing Tables:

| Overall       | Gold     | Silver   | Bronze   | 4th      | 5th      | 6th      | 7th      | 8th      |
|---------------|----------|----------|----------|----------|----------|----------|----------|----------|
| 2007          | -        | -        | 1        | -        | -        | -        | -        | -        |
| 2009          | -        | 1        | -        | -        | -        | -        | -        | 1        |
| 2015          | -        | -        | -        | -        | -        | 1        | -        | -        |
| <b>Totals</b> | <b>-</b> | <b>1</b> | <b>1</b> | <b>-</b> | <b>-</b> | <b>1</b> | <b>-</b> | <b>1</b> |

| Men           | Gold     | Silver   | Bronze   | 4th      | 5th      | 6th      | 7th      | 8th      |
|---------------|----------|----------|----------|----------|----------|----------|----------|----------|
| 2007          | -        | -        | 1        | -        | -        | -        | -        | -        |
| 2009          | -        | 1        | -        | -        | -        | -        | -        | -        |
| 2015          | -        | -        | -        | -        | -        | 1        | -        | -        |
| <b>Totals</b> | <b>-</b> | <b>1</b> | <b>1</b> | <b>-</b> | <b>-</b> | <b>1</b> | <b>-</b> | <b>-</b> |

| Women         | Gold     | Silver   | Bronze   | 4th      | 5th      | 6th      | 7th      | 8th      |
|---------------|----------|----------|----------|----------|----------|----------|----------|----------|
| 2009          | -        | -        | -        | -        | -        | -        | -        | 1        |
| <b>Totals</b> | <b>-</b> | <b>-</b> | <b>-</b> | <b>-</b> | <b>-</b> | <b>-</b> | <b>-</b> | <b>1</b> |

## Medallists:

|       |                                       |                    |
|-------|---------------------------------------|--------------------|
| Men   | Kyriakos Ioannou                      | HJ: 2007-3, 2009-2 |
| Women | None: Best Placing:<br>Eleni Artimata | 200m: 2009-8       |

## CZE / Czech Republic

Years Entered: All from 1993

See also Czechoslovakia for 1983-1991

## Placing Tables:

| Overall       | Gold      | Silver   | Bronze   | 4th         | 5th         | 6th         | 7th          | 8th         |
|---------------|-----------|----------|----------|-------------|-------------|-------------|--------------|-------------|
| 1993          | 1         | -        | -        | -           | -           | -           | 2            | -           |
| 1995          | 1         | -        | -        | -           | 1           | -           | -            | -           |
| 1997          | 2         | -        | -        | -           | 2           | 2           | -            | 1           |
| 1999          | 2         | -        | 1        | 1+1=        | -           | 1+2=        | -            | 1           |
| 2001          | 2         | -        | -        | 1           | -           | 2           | 1            | 1           |
| 2003          | -         | 1        | -        | 2           | 1           | -           | 1            | -           |
| 2005          | -         | 1        | 2        | -           | 1+1=        | -           | -            | 1           |
| 2007          | 2         | 1        | -        | 1           | 1=          | -           | -            | 1           |
| 2009          | -         | 1        | -        | -           | 1=          | 1           | -            | -           |
| 2011          | -         | 1        | -        | 2           | 1           | -           | 2            | 1           |
| 2013          | 2         | -        | 1        | -           | 2           | -           | 4            | 1=          |
| 2015          | 1         | -        | -        | -           | -           | -           | 1+1=         | 2           |
| <b>Totals</b> | <b>13</b> | <b>5</b> | <b>4</b> | <b>7+1=</b> | <b>8+3=</b> | <b>6+2=</b> | <b>11+1=</b> | <b>8+1=</b> |

| Men           | Gold     | Silver   | Bronze   | 4th      | 5th         | 6th      | 7th         | 8th      |
|---------------|----------|----------|----------|----------|-------------|----------|-------------|----------|
| 1993          | 1        | -        | -        | -        | -           | -        | -           | -        |
| 1995          | 1        | -        | -        | -        | 1           | -        | -           | -        |
| 1997          | 1        | -        | -        | -        | -           | -        | -           | 1        |
| 1999          | 1        | -        | 1        | -        | -           | -        | -           | 1        |
| 2001          | 2        | -        | -        | -        | -           | 1        | 1           | -        |
| 2003          | -        | 1        | -        | 2        | -           | -        | 1           | -        |
| 2005          | -        | 1        | -        | -        | 1=          | -        | -           | 1        |
| 2007          | 1        | -        | -        | -        | 1=          | -        | -           | 1        |
| 2009          | -        | -        | -        | -        | 1=          | 1        | -           | -        |
| 2011          | -        | -        | -        | 2        | -           | -        | -           | -        |
| 2013          | 1        | -        | 1        | -        | 2           | -        | 1           | -        |
| 2015          | -        | -        | -        | -        | -           | -        | 1+1=        | 1        |
| <b>Totals</b> | <b>8</b> | <b>2</b> | <b>2</b> | <b>4</b> | <b>3+3=</b> | <b>2</b> | <b>4+1=</b> | <b>5</b> |

| Women | Gold | Silver | Bronze | 4th  | 5th | 6th  | 7th | 8th |
|-------|------|--------|--------|------|-----|------|-----|-----|
| 1993  | -    | -      | -      | -    | -   | -    | 2   | -   |
| 1997  | 1    | -      | -      | -    | 2   | 2    | -   | -   |
| 1999  | 1    | -      | -      | 1+1= | -   | 1+2= | -   | -   |
| 2001  | -    | -      | -      | 1    | -   | 1    | -   | 1   |
| 2003  | -    | -      | -      | -    | 1   | -    | -   | -   |
| 2005  | -    | -      | 2      | -    | 1   | -    | -   | -   |
| 2007  | 1    | 1      | -      | 1    | -   | -    | -   | -   |
| 2009  | -    | 1      | -      | -    | -   | -    | -   | -   |
| 2011  | -    | 1      | -      | -    | 1   | -    | 2   | 1   |

|               |          |          |          |             |          |             |          |             |
|---------------|----------|----------|----------|-------------|----------|-------------|----------|-------------|
| 2013          | 1        | -        | -        | -           | -        | -           | 3        | 1=          |
| 2015          | 1        | -        | -        | -           | -        | -           | -        | 1           |
| <b>Totals</b> | <b>5</b> | <b>3</b> | <b>2</b> | <b>3+1=</b> | <b>5</b> | <b>4+2=</b> | <b>7</b> | <b>3+1=</b> |

## Medallists:

|       |                          |   |
|-------|--------------------------|---|
| Men   | <b>Tomáš Dvorák</b>      | <b>Dec: 1997-1, 1999-1, 2001-1</b>        |
|       | Lukáš Melich             | HT: 2013-3                                |
|       | <b>Vítězslav Vesely</b>  | <b>JT: 2013-1</b>                         |
|       | <b>Roman Šebrle</b>      | <b>Dec: 2003-2, 2005-2, 2007-1</b>        |
|       | <b>Jan Železný</b>       | <b>JT: 1993-1, 1995-1, 1999-3, 2001-1</b> |
| Women | Katerina Badurová        | PV: 2007-2                                |
|       | Vera Cechlová            | DT: 2005-3                                |
|       | <b>Ludmila Formanová</b> | <b>800m: 1999-1</b>                       |
|       | Pavla Hamáčková          | PV: 2005-3                                |
|       | <b>Zuzana Hejnová</b>    | <b>400mH: 2013-1, 2015-1</b>              |
|       | <b>Šárka Kašpárková</b>  | <b>TJ: 1997-1</b>                         |
|       | <b>Barbora Špotáková</b> | <b>JT: 2007-1, 2009-2, 2011-2</b>         |

## DEN / Denmark

Years Entered: All from 1980

## Placing Tables:

| Overall       | Gold     | Silver   | Bronze   | 4th      | 5th      | 6th      | 7th      | 8th      |
|---------------|----------|----------|----------|----------|----------|----------|----------|----------|
| 1993          | -        | -        | 1        | -        | -        | -        | -        | -        |
| 1995          | 1        | -        | -        | -        | -        | -        | -        | -        |
| 1997          | 1        | -        | -        | -        | -        | -        | -        | 1        |
| 1999          | 1        | -        | -        | -        | -        | -        | -        | -        |
| 2003          | -        | -        | -        | 1        | -        | -        | -        | -        |
| 2005          | -        | -        | -        | 1        | 1        | -        | -        | -        |
| 2015          | -        | -        | -        | 1        | -        | -        | -        | -        |
| <b>Totals</b> | <b>3</b> | <b>-</b> | <b>1</b> | <b>3</b> | <b>1</b> | <b>-</b> | <b>-</b> | <b>1</b> |

| Men           | Gold     | Silver   | Bronze   | 4th      | 5th      | 6th      | 7th      | 8th      |
|---------------|----------|----------|----------|----------|----------|----------|----------|----------|
| 1995          | 1        | -        | -        | -        | -        | -        | -        | -        |
| 1997          | 1        | -        | -        | -        | -        | -        | -        | 1        |
| 1999          | 1        | -        | -        | -        | -        | -        | -        | -        |
| 2003          | -        | -        | -        | 1        | -        | -        | -        | -        |
| 2005          | -        | -        | -        | -        | 1        | -        | -        | -        |
| <b>Totals</b> | <b>3</b> | <b>-</b> | <b>-</b> | <b>1</b> | <b>1</b> | <b>-</b> | <b>-</b> | <b>1</b> |

| Women         | Gold     | Silver   | Bronze   | 4th      | 5th      | 6th      | 7th      | 8th      |
|---------------|----------|----------|----------|----------|----------|----------|----------|----------|
| 1993          | -        | -        | 1        | -        | -        | -        | -        | -        |
| 2005          | -        | -        | -        | 1        | -        | -        | -        | -        |
| 2015          | -        | -        | -        | 1        | -        | -        | -        | -        |
| <b>Totals</b> | <b>-</b> | <b>-</b> | <b>1</b> | <b>2</b> | <b>-</b> | <b>-</b> | <b>-</b> | <b>-</b> |

## Medallists:

|       |                        |                                     |
|-------|------------------------|-------------------------------------|
| Men   | <b>Wilson Kipketer</b> | <b>800m: 1995-1, 1997-1, 1999-1</b> |
| Women | Renata Nielsen         | LJ: 1993-3                          |

## DJI / Djibouti

Years Entered: 1983 / 1987 / 1991 / 1993 / 1995 / 1997 / 1999, then all from 2003

## Placing Table:

| Men           | Gold     | Silver   | Bronze   | 4th      | 5th      | 6th      | 7th      | 8th      |
|---------------|----------|----------|----------|----------|----------|----------|----------|----------|
| 1987          | -        | 1        | -        | -        | -        | -        | -        | -        |
| 1991          | -        | 1        | -        | -        | -        | -        | -        | -        |
| 2013          | -        | -        | 1        | -        | -        | -        | -        | -        |
| <b>Totals</b> | <b>-</b> | <b>2</b> | <b>1</b> | <b>-</b> | <b>-</b> | <b>-</b> | <b>-</b> | <b>-</b> |

**Medallists:**

|       |                      |                     |
|-------|----------------------|---------------------|
| Men   | Ahmed Salah          | Mar: 1987-2, 1991-2 |
|       | Ayanleh Souleiman    | 800m: 2013-3        |
| Women | None. Best Placings: |                     |
|       | Zourah Ali           | 800m: 2011-8h2      |
|       | Markabo Djama Liban  | 800m: 2005-8h2      |

**DMA / Dominica**

Years Entered: All from 1987

**Placing Table:**

| Men           | Gold | Silver | Bronze   | 4th | 5th | 6th      | 7th | 8th |
|---------------|------|--------|----------|-----|-----|----------|-----|-----|
| 1995          | -    | -      | 1        | -   | -   | -        | -   | -   |
| 1997          | -    | -      | -        | -   | -   | 1        | -   | -   |
| <b>Totals</b> | -    | -      | <b>1</b> | -   | -   | <b>1</b> | -   | -   |

**Medallists:**

|       |                      |                |
|-------|----------------------|----------------|
| Men   | Jérôme Romain        | TJ: 1995-3     |
| Women | None. Best Placings: |                |
|       | Hermin Joseph        | 100m: 1995-5q1 |

**DOM / Dominican Republic**

Years Entered: 1983 / 1991, then all from 1995

**Placing Tables:**

| Overall       | Gold     | Silver   | Bronze   | 4th      | 5th      | 6th      | 7th      | 8th      |
|---------------|----------|----------|----------|----------|----------|----------|----------|----------|
| 1983          | -        | -        | -        | -        | 1        | -        | -        | -        |
| 2001          | 1        | -        | -        | -        | -        | -        | -        | -        |
| 2003          | 1        | -        | -        | -        | -        | -        | -        | 1        |
| 2007          | -        | 1        | -        | -        | -        | -        | 1        | -        |
| 2009          | -        | -        | -        | -        | -        | 1        | -        | 1        |
| 2011          | -        | -        | -        | 1        | -        | -        | -        | -        |
| 2013          | -        | -        | 1        | -        | 1        | -        | -        | -        |
| 2015          | -        | -        | -        | 1        | -        | -        | -        | -        |
| <b>Totals</b> | <b>2</b> | <b>1</b> | <b>1</b> | <b>2</b> | <b>2</b> | <b>1</b> | <b>1</b> | <b>2</b> |

| Men           | Gold     | Silver   | Bronze   | 4th      | 5th      | 6th      | 7th      | 8th      |
|---------------|----------|----------|----------|----------|----------|----------|----------|----------|
| 1983          | -        | -        | -        | -        | 1        | -        | -        | -        |
| 2001          | 1        | -        | -        | -        | -        | -        | -        | -        |
| 2003          | 1        | -        | -        | -        | -        | -        | -        | -        |
| 2007          | -        | 1        | -        | -        | -        | -        | 1        | -        |
| 2009          | -        | -        | -        | -        | -        | 1        | -        | 1        |
| 2011          | -        | -        | -        | 1        | -        | -        | -        | -        |
| 2013          | -        | -        | 1        | -        | 1        | -        | -        | -        |
| 2015          | -        | -        | -        | 1        | -        | -        | -        | -        |
| <b>Totals</b> | <b>2</b> | <b>1</b> | <b>1</b> | <b>2</b> | <b>2</b> | <b>1</b> | <b>1</b> | <b>1</b> |

| Women         | Gold | Silver | Bronze | 4th | 5th | 6th | 7th | 8th      |
|---------------|------|--------|--------|-----|-----|-----|-----|----------|
| 2003          | -    | -      | -      | -   | -   | -   | -   | 1        |
| <b>Totals</b> | -    | -      | -      | -   | -   | -   | -   | <b>1</b> |

**Medallists:**

|       |                     |                               |
|-------|---------------------|-------------------------------|
| Men   | Luguelín Santos     | 400m: 2013-3                  |
|       | Félix Sánchez       | 400mH: 2001-1, 2003-1, 2007-2 |
| Women | None. Best Placing: |                               |
|       | Juana Arrendel      | HJ: 2003-8                    |

**ECU / Ecuador**

Years Entered: All from 1983

**Placing Table:**

| Men           | Gold     | Silver   | Bronze | 4th | 5th | 6th | 7th | 8th      |
|---------------|----------|----------|--------|-----|-----|-----|-----|----------|
| 1999          | -        | 1        | -      | -   | -   | -   | -   | -        |
| 2001          | -        | -        | -      | -   | -   | -   | -   | 1        |
| 2003          | 1        | -        | -      | -   | -   | -   | -   | -        |
| 2005          | 1        | -        | -      | -   | -   | -   | -   | -        |
| 2007          | 1        | -        | -      | -   | -   | -   | -   | -        |
| 2015          | -        | -        | -      | -   | -   | -   | -   | 1        |
| <b>Totals</b> | <b>3</b> | <b>1</b> | -      | -   | -   | -   | -   | <b>2</b> |

**Medallists:**

|       |                     |                                       |
|-------|---------------------|---------------------------------------|
| Men   | Jefferson Pérez     | 20KmW: 1999-2, 2003-1, 2005-1, 2007-1 |
| Women | None. Best Placing: |                                       |
|       | Nancy Vallecilla    | 100mH: 1987-8s1                       |

**EGY / Egypt**

Years Entered: All from 1983

**Placing Table:**

| Men           | Gold | Silver   | Bronze | 4th | 5th | 6th      | 7th      | 8th |
|---------------|------|----------|--------|-----|-----|----------|----------|-----|
| 2007          | -    | -        | -      | -   | -   | 1        | -        | -   |
| 2013          | -    | -        | -      | -   | -   | -        | 1        | -   |
| 2015          | -    | 1        | -      | -   | -   | -        | 1        | -   |
| <b>Totals</b> | -    | <b>1</b> | -      | -   | -   | <b>1</b> | <b>2</b> | -   |

**Best Placings:**

|       |                   |              |
|-------|-------------------|--------------|
| Men   | Ihab Abdel Rahman | JT: 2015-2   |
| Women | Marwa Hussein     | HT: 2003-20Q |

**ERI / Eritrea**

Years Entered: All from 1997

**Placing Table:**

| Men           | Gold     | Silver   | Bronze | 4th      | 5th | 6th      | 7th | 8th      |
|---------------|----------|----------|--------|----------|-----|----------|-----|----------|
| 2003          | -        | -        | -      | -        | -   | -        | -   | 1        |
| 2005          | -        | -        | -      | -        | -   | 1        | -   | -        |
| 2007          | -        | -        | -      | 2        | -   | -        | -   | -        |
| 2009          | -        | 1        | -      | -        | -   | -        | -   | -        |
| 2011          | -        | -        | -      | 1        | -   | -        | -   | -        |
| 2013          | -        | -        | -      | -        | -   | -        | -   | 1        |
| 2015          | 1        | -        | -      | -        | -   | 1        | -   | -        |
| <b>Totals</b> | <b>1</b> | <b>1</b> | -      | <b>3</b> | -   | <b>2</b> | -   | <b>2</b> |

**Medallists:**

|       |                       |                 |
|-------|-----------------------|-----------------|
| Men   | Ghirmay Ghebreslassie | Mar: 2015-1     |
|       | Zersenay Tadese       | 10,000m: 2009-2 |
| Women | Simret Sultan         | 5000m: 2007-7h1 |

**ESA / El Salvador**

Years Entered: All from 1983

**Best Placings:**

|       |                 |                 |
|-------|-----------------|-----------------|
| Men   | Jaime Comandari | SP: 1993-31Q    |
| Women | Kriscia García  | 1500m: 1983-7h1 |
|       | Karla Hernández | 200m: 2003-7h4  |

**ESP / Spain**

Years Entered: All from 1976



## Placing Tables:

| Overall       | Gold     | Silver    | Bronze       | 4th       | 5th       | 6th       | 7th       | 8th       |
|---------------|----------|-----------|--------------|-----------|-----------|-----------|-----------|-----------|
| 1983          | -        | 1         | -            | 1         | 1         | -         | 1         | -         |
| 1987          | -        | 1         | 1            | 1         | -         | 1         | -         | 1         |
| 1991          | -        | -         | 1            | -         | 2         | -         | 1         | 2         |
| 1993          | 2        | 1         | 2            | 1         | 1         | 1         | 1         | -         |
| 1995          | 1        | 1         | -            | -         | 2         | 2         | -         | 2         |
| 1997          | 1        | 3         | 1            | 1         | -         | 1         | 1         | 2         |
| 1999          | 2        | 1         | 1            | 2         | 1         | 2         | -         | 3         |
| 2001          | -        | 2         | 1            | 3         | 4         | 6         | 1         | -         |
| 2003          | -        | 3         | 2            | 1         | 1         | 3         | 1         | 2         |
| 2005          | -        | 1         | 1            | 2         | 2         | 3         | -         | 1         |
| 2007          | -        | 1         | 2            | -         | -         | 2         | 4         | 1         |
| 2009          | -        | 1         | -            | 1         | 2         | -         | 1         | 1         |
| 2011          | -        | -         | 1            | 1         | -         | -         | -         | 1         |
| 2013          | -        | -         | 1+1=         | 1         | 1         | 1         | -         | -         |
| 2015          | 1        | -         | -            | -         | 1         | -         | -         | -         |
| <b>Totals</b> | <b>7</b> | <b>16</b> | <b>14+1=</b> | <b>15</b> | <b>18</b> | <b>22</b> | <b>11</b> | <b>16</b> |

| Men           | Gold     | Silver    | Bronze   | 4th       | 5th       | 6th       | 7th      | 8th       |
|---------------|----------|-----------|----------|-----------|-----------|-----------|----------|-----------|
| 1983          | -        | 1         | -        | 1         | 1         | -         | 1        | -         |
| 1987          | -        | 1         | 1        | -         | -         | 1         | -        | 1         |
| 1991          | -        | -         | -        | -         | 2         | -         | -        | 2         |
| 1993          | 2        | 1         | 1        | 1         | 1         | -         | 1        | -         |
| 1995          | 1        | 1         | -        | -         | 2         | 1         | -        | 1         |
| 1997          | 1        | 3         | 1        | -         | -         | 1         | 1        | 2         |
| 1999          | 1        | 1         | 1        | 2         | 1         | 1         | -        | 1         |
| 2001          | -        | 1         | -        | 3         | 3         | 5         | -        | -         |
| 2003          | -        | 2         | 2        | -         | 1         | 3         | 1        | 2         |
| 2005          | -        | 1         | 1        | 1         | 1         | 2         | -        | 1         |
| 2007          | -        | 1         | -        | -         | -         | 1         | 4        | -         |
| 2009          | -        | 1         | -        | -         | -         | -         | -        | 1         |
| 2011          | -        | -         | -        | 1         | -         | -         | -        | -         |
| 2013          | -        | -         | 1        | 1         | -         | -         | -        | -         |
| 2015          | 1        | -         | -        | -         | -         | -         | -        | -         |
| <b>Totals</b> | <b>6</b> | <b>14</b> | <b>8</b> | <b>10</b> | <b>12</b> | <b>15</b> | <b>8</b> | <b>11</b> |

| Women         | Gold     | Silver   | Bronze      | 4th      | 5th      | 6th      | 7th      | 8th      |
|---------------|----------|----------|-------------|----------|----------|----------|----------|----------|
| 1987          | -        | -        | -           | 1        | -        | -        | -        | -        |
| 1991          | -        | -        | 1           | -        | -        | -        | 1        | -        |
| 1993          | -        | -        | 1           | -        | -        | 1        | -        | -        |
| 1995          | -        | -        | -           | -        | -        | 1        | -        | 1        |
| 1997          | -        | -        | -           | 1        | -        | -        | -        | -        |
| 1999          | 1        | -        | -           | -        | -        | 1        | -        | 2        |
| 2001          | -        | 1        | 1           | -        | 1        | 1        | 1        | -        |
| 2003          | -        | 1        | -           | 1        | -        | -        | -        | -        |
| 2005          | -        | -        | -           | 1        | 1        | 1        | -        | -        |
| 2007          | -        | -        | 2           | -        | -        | 1        | -        | 1        |
| 2009          | -        | -        | -           | 1        | 2        | -        | 1        | -        |
| 2011          | -        | -        | 1           | -        | -        | -        | -        | 1        |
| 2013          | -        | -        | 1=          | -        | 1        | 1        | -        | -        |
| 2015          | -        | -        | -           | -        | 1        | -        | -        | -        |
| <b>Totals</b> | <b>1</b> | <b>2</b> | <b>6+1=</b> | <b>5</b> | <b>6</b> | <b>7</b> | <b>3</b> | <b>5</b> |

## Medallists:

|     |                            |  |
|-----|----------------------------|--|
| Men | <b>Abel Antón</b>          | <b>Mar: 1997-1, 1999-1</b>                   |
|     | Fermín Cacho               | 1500m: 1993-2, 1997-2                        |
|     | Reyes Estévez              | 1500m: 1997-3, 1999-3                        |
|     | Francisco Javier Fernández | 20KmW: 2003-2, 2005-2, 2007-2                |
|     | <b>Martín Fiz</b>          | <b>Mar: 1995-1, 1997-2</b>                   |
|     | <b>Jesús Ángel García</b>  | <b>50KmW: 1993-1, 1997-2, 2001-2, 2009-2</b> |
|     | José Luis González         | 1500m: 1987-2                                |
|     | Yago Lamela                | LJ: 1999-2, 2003-3                           |
|     | <b>Miguel Ángel López</b>  | <b>20KmW: 2013-3, 2015-1</b>                 |
|     | Eliseo Martín              | 3000mSC: 2003-3                              |
|     | José Marín                 | 20KmW: 1987-3; 50KmW: 1983-2                 |
|     | <b>Valentí Massana</b>     | <b>20KmW: 1993-1, 1995-2</b>                 |

|       |                        |                                |
|-------|------------------------|--------------------------------|
|       | Juan Manuel Molina     | 20KmW: 2005-3                  |
|       | Daniel Plaza           | 20KmW: 1993-3                  |
|       | Julio Rey              | Mar: 2003-2                    |
| Women | Ruth Beitia            | HJ: 2013-3=                    |
|       | Marta Domínguez        | <b>X</b> 5000m: 2001-2, 2003-2 |
|       | Encarna Granados       | 10KmW: 1993-3                  |
|       | Mayte Martínez         | 800m: 2007-3                   |
|       | <b>Niurka Montalvo</b> | <b>LJ: 1999-1, 2001-3</b>      |
|       | Sandra Myers           | 400m: 1991-3                   |
|       | Natalia Rodríguez      | 1500m: 2011-3                  |
|       | María Vasco            | 20KmW: 2007-3                  |

## EST / Estonia

**Years Entered:** All from 1993  
See also USSR for 1983-1991

## Placing Tables:

| Overall       | Gold     | Silver   | Bronze   | 4th      | 5th      | 6th      | 7th      | 8th      |
|---------------|----------|----------|----------|----------|----------|----------|----------|----------|
| 1993          | -        | -        | -        | -        | -        | -        | 1        | -        |
| 1995          | -        | -        | -        | 1        | -        | -        | -        | -        |
| 1997          | -        | -        | -        | -        | -        | 1        | -        | -        |
| 2001          | -        | 1        | -        | -        | -        | -        | -        | -        |
| 2003          | -        | 1        | -        | -        | -        | -        | 2        | -        |
| 2005          | 1        | 1        | -        | 1        | -        | 1        | -        | -        |
| 2007          | 1        | -        | -        | -        | -        | -        | -        | 1        |
| 2009          | -        | -        | 1        | -        | -        | -        | -        | 1        |
| 2011          | -        | 1        | -        | 1        | -        | -        | -        | -        |
| 2013          | -        | -        | 1        | -        | -        | -        | -        | 1        |
| 2015          | -        | -        | -        | 1        | -        | -        | -        | -        |
| <b>Totals</b> | <b>2</b> | <b>4</b> | <b>2</b> | <b>4</b> | <b>-</b> | <b>2</b> | <b>3</b> | <b>3</b> |

| Men           | Gold     | Silver   | Bronze   | 4th      | 5th      | 6th      | 7th      | 8th      |
|---------------|----------|----------|----------|----------|----------|----------|----------|----------|
| 1993          | -        | -        | -        | -        | -        | -        | 1        | -        |
| 1995          | -        | -        | -        | 1        | -        | -        | -        | -        |
| 1997          | -        | -        | -        | -        | -        | 1        | -        | -        |
| 2001          | -        | 1        | -        | -        | -        | -        | -        | -        |
| 2003          | -        | 1        | -        | -        | -        | -        | 1        | -        |
| 2005          | 1        | 1        | -        | 1        | -        | 1        | -        | -        |
| 2007          | 1        | -        | -        | -        | -        | -        | -        | 1        |
| 2009          | -        | -        | 1        | -        | -        | -        | -        | -        |
| 2011          | -        | 1        | -        | 1        | -        | -        | -        | -        |
| 2013          | -        | -        | 1        | -        | -        | -        | -        | 1        |
| 2015          | -        | -        | -        | 1        | -        | -        | -        | -        |
| <b>Totals</b> | <b>2</b> | <b>4</b> | <b>2</b> | <b>4</b> | <b>-</b> | <b>2</b> | <b>2</b> | <b>2</b> |

| Women         | Gold     | Silver   | Bronze   | 4th      | 5th      | 6th      | 7th      | 8th      |
|---------------|----------|----------|----------|----------|----------|----------|----------|----------|
| 2003          | -        | -        | -        | -        | -        | -        | 1        | -        |
| 2009          | -        | -        | -        | -        | -        | -        | -        | 1        |
| <b>Totals</b> | <b>-</b> | <b>-</b> | <b>-</b> | <b>-</b> | <b>-</b> | <b>-</b> | <b>1</b> | <b>1</b> |

## Medallists:

|       |                      |   |
|-------|----------------------|---|
| Men   | <b>Gerd Kanter</b>   | <b>DT: 2005-2, 2007-1, 2009-3, 2011-2, 2013-3</b> |
|       | Erki Nool            | Dec: 2001-2                                       |
|       | <b>Andrus Värnik</b> | <b>JT: 2003-2, 2005-1</b>                         |
| Women | None. Best Placing:  |   |
|       | Larisa Netšeporuk    | Hep: 2003-7                                       |

## ETH / Ethiopia

**Years Entered:** All from 1983

## Placing Tables:

| Overall | Gold | Silver | Bronze | 4th | 5th | 6th | 7th | 8th |
|---------|------|--------|--------|-----|-----|-----|-----|-----|
| 1983    | -    | 1      | -      | -   | -   | -   | 1   | -   |

|               |           |           |           |           |           |           |           |           |
|---------------|-----------|-----------|-----------|-----------|-----------|-----------|-----------|-----------|
| 1991          | -         | 1         | -         | -         | -         | -         | -         | 1         |
| 1993          | 1         | 1         | 1         | 1         | -         | -         | -         | -         |
| 1995          | 1         | 1         | -         | -         | -         | 1         | -         | 1         |
| 1997          | 1         | -         | -         | 1         | 1         | -         | 1         | -         |
| 1999          | 2         | -         | 3         | 2         | 1         | 3         | 2         | 1         |
| 2001          | 2         | 3         | 3         | 2         | -         | -         | 3         | 1         |
| 2003          | 3         | 2         | 2         | -         | -         | 2         | -         | -         |
| 2005          | 3         | 4         | 2         | 2         | -         | 1         | 2         | 2         |
| 2007          | 3         | 1         | -         | -         | 2         | 2         | -         | 1         |
| 2009          | 2         | 2         | 4         | 3         | 3         | 2         | -         | 1         |
| 2011          | 1         | -         | 4         | 2         | 5         | -         | 2         | 3         |
| 2013          | 3         | 3         | 4         | 2         | 3         | -         | 3         | 1         |
| 2015          | 3         | 3         | 2         | 3         | -         | 2         | 2         | 1         |
| <b>Totals</b> | <b>25</b> | <b>22</b> | <b>25</b> | <b>18</b> | <b>15</b> | <b>13</b> | <b>16</b> | <b>13</b> |

| Men           | Gold      | Silver    | Bronze    | 4th      | 5th      | 6th      | 7th       | 8th      |
|---------------|-----------|-----------|-----------|----------|----------|----------|-----------|----------|
| 1983          | -         | 1         | -         | -        | -        | -        | 1         | -        |
| 1991          | -         | 1         | -         | -        | -        | -        | -         | -        |
| 1993          | 1         | 1         | 1         | 1        | -        | -        | -         | -        |
| 1995          | 1         | -         | -         | -        | -        | 1        | -         | 1        |
| 1997          | 1         | -         | -         | -        | 1        | -        | 1         | -        |
| 1999          | 1         | -         | 1         | 1        | -        | 2        | 1         | 1        |
| 2001          | 1         | 2         | 1         | 2        | -        | -        | 2         | 1        |
| 2003          | 1         | 1         | 2         | -        | -        | 1        | -         | -        |
| 2005          | 1         | 2         | -         | -        | -        | -        | 2         | 1        |
| 2007          | 1         | 1         | -         | -        | 1        | 1        | -         | 1        |
| 2009          | 2         | 1         | 1         | 2        | 1        | 2        | -         | -        |
| 2011          | 1         | -         | 3         | -        | 2        | -        | 1         | 2        |
| 2013          | 1         | 3         | 1         | 1        | 1        | -        | 2         | 1        |
| 2015          | -         | 1         | 1         | 1        | -        | -        | 1         | -        |
| <b>Totals</b> | <b>12</b> | <b>14</b> | <b>11</b> | <b>8</b> | <b>6</b> | <b>7</b> | <b>11</b> | <b>8</b> |

| Women         | Gold      | Silver   | Bronze    | 4th       | 5th      | 6th      | 7th      | 8th      |
|---------------|-----------|----------|-----------|-----------|----------|----------|----------|----------|
| 1991          | -         | -        | -         | -         | -        | -        | -        | 1        |
| 1995          | -         | 1        | -         | -         | -        | -        | -        | -        |
| 1997          | -         | -        | -         | 1         | -        | -        | -        | -        |
| 1999          | 1         | -        | 2         | 1         | 1        | 1        | 1        | -        |
| 2001          | 1         | 1        | 2         | -         | -        | -        | 1        | -        |
| 2003          | 2         | 1        | -         | -         | -        | 1        | -        | -        |
| 2005          | 2         | 2        | 2         | 2         | -        | 1        | -        | 1        |
| 2007          | 2         | -        | -         | -         | 1        | 1        | -        | -        |
| 2009          | -         | 1        | 3         | 1         | 2        | -        | -        | 1        |
| 2011          | -         | -        | 1         | 2         | 3        | -        | 1        | 1        |
| 2013          | 2         | -        | 3         | 1         | 2        | -        | 1        | -        |
| 2015          | 3         | 2        | 1         | 2         | -        | 2        | 1        | 1        |
| <b>Totals</b> | <b>13</b> | <b>8</b> | <b>14</b> | <b>10</b> | <b>9</b> | <b>6</b> | <b>5</b> | <b>5</b> |

**Medallists:**

|     |                           |   |
|-----|---------------------------|---|
| Men | <b>Gezahegn Abera</b>     | <b>Mar: 2001-1</b>  |
|     | <b>Mohammed Aman</b>      | <b>800m: 2013-1</b>   |
|     | Kebede Balcha             | Mar: 1983-2   |
|     | Fita Bayissa              | 5000m: 1991-2, 1993-3   |
|     | <b>Kenenisa Bekele</b>    | <b>5000m: 2003-3, 2009-1;</b><br><b>10,000m: 2003-1, 2005-1,</b><br><b>2007-1, 2009-1</b>   |
|     | Lelisa Desisa             | Mar: 2013-2   |
|     | Degen Gebremskel          | 5000m: 2011-3   |
|     | Hagos Gebrhiwet           | 5000m: 2013-2, 2015-3   |
|     | <b>Haile Gebrselassie</b> | <b>5000m: 1993-2; 10,000m:</b><br><b>1993-1, 1995-1, 1997-1,</b><br><b>1999-1, 2001-3, 2003-2</b><br><b>10,000m: 2011-1, 2013-2</b> |
|     | <b>Ibrahim Jeylan</b>     | <b>Mar: 2009-3</b>  |
|     | Tsegaye Kebede            | Mar: 2009-3   |
|     | Feyisa Liesa              | Mar: 2011-3   |
|     | Deresse Mekonnen          | 1500m: 2009-2   |
|     | Imane Merga               | 10,000m: 2011-3   |
|     | Assefa Mezegebu           | 10,000m: 1999-3, 2001-2   |
|     | Sileshi Sihine            | 5000m: 2005-2; 10,000m:<br>2003-3, 2005-2, 2007-2   |
|     | Tadesse Tola              | Mar: 2013-3   |
|     | Yemane Tsegay             | Mar: 2015-2   |

|       |                        |   |
|-------|------------------------|---|
| Women | Million Wolde          | 5000m: 2001-2   |
|       | <b>Berhane Adere</b>   | <b>10,000m: 2001-2, 2003-1,</b><br><b>2005-2</b>                                  |
|       | Sofia Assefa           | 3000mSC: 2013-3   |
|       | Wude Ayalew            | 10,000m: 2009-3   |
|       | <b>Almaz Ayana</b>     | <b>5000m: 2013-3, 2015-1</b>  |
|       | Gelete Burka           | 10,000m: 2015-2   |
|       | <b>Meseret Defar</b>   | <b>5000m: 2005-2, 2007-1,</b><br><b>2009-3, 2011-3, 2013-1</b>                    |
|       | Ejegayehu Dibaba       | 5000m: 2005-3; 10,000m:<br>2005-3   |
|       | <b>Genzebe Dibaba</b>  | <b>1500m: 2015-1; 5000m:</b><br><b>2015-3</b>                                     |
|       | <b>Mare Dibaba</b>     | <b>Mar: 2015-1</b>  |
|       | <b>Tirunesh Dibaba</b> | <b>5000m: 2003-1, 2005-1;</b><br><b>10,000m: 2005-1, 2007-1,</b><br><b>2013-1</b> |
|       | Kutre Dulecha          | 1500m: 1999-3   |
|       | Worknesh Kidane        | 10,000m: 2003-2   |
|       | Meselech Melkamu       | 10,000m: 2009-2   |
|       | Aselefech Mergia       | Mar: 2009-3   |
|       | Beleynesh Oljira       | 10,000m: 2013-3   |
|       | Senbere Teferi         | 5000m: 2015-2   |
|       | <b>Derartu Tulu</b>    | <b>10,000m: 1995-2, 2001-1</b>  |
|       | <b>Gete Wami</b>       | <b>10,000m: 1999-1, 2001-3</b>  |
|       | Ayelech Worku          | 5000m: 1999-3, 2001-3   |

**FIJ / Fiji**

Years Entered: All from 1983

**Best Placings:**

|       |                    |                |
|-------|--------------------|----------------|
| Men   | Leslie Copeland    | JT: 2011-22Q   |
|       | Eroni Tuivanuavou  | LJ: 2005-22Q   |
| Women | Makelesi Bulikiobo | 400m: 2003-7s2 |
|       | Mereoni Vibose     | DT: 1983-19Q   |

**FIN / Finland**

Years Entered: 1976, then all from 1983

**Placing Tables:**

| Overall       | Gold     | Silver   | Bronze   | 4th       | 5th       | 6th       | 7th      | 8th       |
|---------------|----------|----------|----------|-----------|-----------|-----------|----------|-----------|
| 1976          | -        | -        | 1        | -         | -         | -         | -        | -         |
| 1983          | 1        | 1        | 1        | 3         | -         | 2         | -        | 2         |
| 1987          | 1        | -        | -        | -         | 1         | 1         | -        | 1         |
| 1991          | 1        | 1        | 1        | 2         | 2         | -         | 1        | 1         |
| 1993          | 1        | 2        | -        | -         | 1         | -         | 1        | -         |
| 1995          | 1        | 1        | 1        | 2         | 1         | 1         | -        | -         |
| 1997          | -        | 1        | -        | 1         | 1         | -         | -        | 1         |
| 1999          | 1        | -        | -        | -         | 1         | -         | -        | 1         |
| 2001          | -        | 1        | 1        | -         | 1         | 1         | 1        | -         |
| 2003          | -        | -        | -        | 1         | 1         | 1         | 1        | -         |
| 2005          | -        | -        | 1        | 2         | -         | 2         | -        | 1         |
| 2007          | 1        | -        | -        | -         | -         | -         | -        | 1         |
| 2009          | -        | -        | -        | -         | 1         | 1         | -        | 2         |
| 2013          | -        | 1        | -        | -         | 1         | -         | -        | -         |
| 2015          | -        | -        | 1        | -         | 1         | 1         | -        | -         |
| <b>Totals</b> | <b>7</b> | <b>8</b> | <b>7</b> | <b>11</b> | <b>12</b> | <b>10</b> | <b>4</b> | <b>10</b> |

| Men  | Gold | Silver | Bronze | 4th | 5th | 6th | 7th | 8th |
|------|------|--------|--------|-----|-----|-----|-----|-----|
| 1976 | -    | -      | 1      | -   | -   | -   | -   | -   |
| 1983 | -    | 1      | 1      | 3   | -   | -   | -   | 1   |
| 1987 | 1    | -      | -      | -   | -   | -   | -   | -   |
| 1991 | 1    | 1      | -      | -   | 2   | -   | 1   | -   |
| 1993 | -    | 2      | -      | -   | 1   | -   | -   | -   |
| 1995 | 1    | 1      | -      | -   | -   | -   | -   | -   |
| 1997 | -    | 1      | -      | -   | 1   | -   | -   | 1   |

|               |          |          |          |          |          |          |          |          |
|---------------|----------|----------|----------|----------|----------|----------|----------|----------|
| 1999          | 1        | -        | -        | -        | -        | -        | -        | 1        |
| 2001          | -        | 1        | 1        | -        | -        | -        | 1        | -        |
| 2003          | -        | -        | -        | -        | 1        | 1        | 1        | -        |
| 2005          | -        | -        | 1        | 2        | -        | 1        | -        | 1        |
| 2007          | 1        | -        | -        | -        | -        | -        | -        | 1        |
| 2009          | -        | -        | -        | -        | 1        | 1        | -        | 2        |
| 2013          | -        | 1        | -        | -        | 1        | -        | -        | -        |
| 2015          | -        | -        | 1        | -        | 1        | 1        | -        | -        |
| <b>Totals</b> | <b>5</b> | <b>8</b> | <b>5</b> | <b>5</b> | <b>8</b> | <b>4</b> | <b>3</b> | <b>7</b> |

| Women         | Gold     | Silver   | Bronze   | 4th      | 5th      | 6th      | 7th      | 8th      |
|---------------|----------|----------|----------|----------|----------|----------|----------|----------|
| 1983          | 1        | -        | -        | -        | -        | 2        | -        | 1        |
| 1987          | -        | -        | -        | -        | 1        | 1        | -        | 1        |
| 1991          | -        | -        | 1        | 2        | -        | -        | -        | 1        |
| 1993          | 1        | -        | -        | -        | -        | -        | 1        | -        |
| 1995          | -        | -        | 1        | 2        | 1        | 1        | -        | -        |
| 1997          | -        | -        | -        | 1        | -        | -        | -        | -        |
| 1999          | -        | -        | -        | -        | 1        | -        | -        | -        |
| 2001          | -        | -        | -        | -        | 1        | 1        | -        | -        |
| 2003          | -        | -        | -        | 1        | -        | -        | -        | -        |
| 2005          | -        | -        | -        | -        | -        | 1        | -        | -        |
| <b>Totals</b> | <b>2</b> | <b>-</b> | <b>2</b> | <b>6</b> | <b>4</b> | <b>6</b> | <b>1</b> | <b>3</b> |

**Medallists:**

|       |                         |                                   |
|-------|-------------------------|-----------------------------------|
| Men   | Arto Bryggare           | 110mH: 1983-2                     |
|       | Tommi Evilä             | LJ: 2005-3                        |
|       | Mika Halvari            | SP: 1995-2                        |
|       | Arsi Harju              | SP: 2001-3                        |
|       | Eduard Hämäläinen       | Dec: 1997-2                       |
|       | <b>Kimmo Kinnunen</b>   | <b>JT: 1991-1, 1993-2</b>         |
|       | <b>Valentin Kononen</b> | <b>50KmW: 1993-2, 1995-1</b>      |
|       | <b>Aki Parviainen</b>   | <b>JT: 1999-1, 2001-2</b>         |
|       | <b>Tero Pitkämäki</b>   | <b>JT: 2007-1, 2013-2, 2015-3</b> |
|       | <b>Seppo Rätty</b>      | <b>JT: 1987-1, 1991-2</b>         |
|       | Reima Salonen           | 50KmW: 1976-3                     |
|       | Martti Vainio           | 5000m: 1983-3                     |
| Women | <b>Sari Essayah</b>     | <b>10KmW: 1991-3, 1993-1</b>      |
|       | Mikaela Ingberg         | JT: 1995-3                        |
|       | <b>Tiina Lillak</b>     | <b>JT: 1983-1</b>                 |

**FRA / France**

Years Entered: All from 1976

**Placing Tables:**

| Overall       | Gold      | Silver    | Bronze       | 4th       | 5th          | 6th       | 7th          | 8th          |
|---------------|-----------|-----------|--------------|-----------|--------------|-----------|--------------|--------------|
| 1980          | -         | -         | -            | 1         | -            | -         | -            | -            |
| 1983          | -         | -         | -            | 1         | 1            | 1         | 1            | 1+1=         |
| 1987          | -         | 2         | 1            | 1         | 1            | 1         | 4            | -            |
| 1991          | 1         | 1         | -            | 1         | 3            | 3         | -            | 4            |
| 1993          | -         | -         | -            | 4         | 2            | 4         | -            | 3            |
| 1995          | 1         | -         | 2            | 1         | 1            | 3         | 1            | 1            |
| 1997          | 1         | -         | 1            | 1         | 2            | -         | 1            | 2            |
| 1999          | 1         | 2         | -            | 2         | -            | 2         | 1            | 3            |
| 2001          | -         | 1         | 1            | -         | 4            | 1         | 2            | 2            |
| 2003          | 3         | 3         | 2            | 3         | 1            | -         | 1            | -            |
| 2005          | 2         | 2         | 4            | 1         | 3            | 3         | 1            | 2            |
| 2007          | -         | 2         | -            | -         | 4            | 1         | 1+1=         | 1            |
| 2009          | -         | 1         | 2            | -         | 1=           | 3         | 3            | 4            |
| 2011          | -         | 1         | 3            | 3         | -            | 1         | 1            | 1            |
| 2013          | 1         | 2         | 2            | 1         | -            | -         | 5            | 2            |
| 2015          | -         | -         | 1+1=         | 1         | 3            | 3         | 1            | 3            |
| <b>Totals</b> | <b>10</b> | <b>17</b> | <b>19+1=</b> | <b>21</b> | <b>25+1=</b> | <b>26</b> | <b>23+1=</b> | <b>29+1=</b> |

| Men  | Gold | Silver | Bronze | 4th | 5th | 6th | 7th | 8th  |
|------|------|--------|--------|-----|-----|-----|-----|------|
| 1983 | -    | -      | -      | 1   | 1   | 1   | -   | 1+1= |
| 1987 | -    | 2      | -      | 1   | -   | -   | 2   | -    |
| 1991 | -    | 1      | -      | -   | 1   | 2   | -   | 4    |
| 1993 | -    | -      | -      | 2   | 2   | 3   | -   | 2    |
| 1995 | -    | -      | 2      | -   | -   | 3   | 1   | 1    |
| 1997 | 1    | -      | -      | -   | 2   | -   | 1   | -    |

|               |          |           |             |           |              |           |           |              |
|---------------|----------|-----------|-------------|-----------|--------------|-----------|-----------|--------------|
| 1999          | -        | 1         | -           | 2         | -            | 1         | 1         | 1            |
| 2001          | -        | -         | 1           | -         | 3            | -         | -         | 1            |
| 2003          | 1        | 2         | -           | 2         | 1            | -         | -         | -            |
| 2005          | 2        | -         | -           | -         | 3            | 2         | 1         | 1            |
| 2007          | -        | 2         | -           | -         | 2            | -         | 1         | -            |
| 2009          | -        | 1         | 2           | -         | 1=           | 2         | 2         | 3            |
| 2011          | -        | 1         | 3           | 2         | -            | 1         | -         | 1            |
| 2013          | 1        | 1         | 1           | 1         | -            | -         | 4         | 1            |
| 2015          | -        | -         | 1=          | 1         | 3            | 2         | 1         | 2            |
| <b>Totals</b> | <b>5</b> | <b>11</b> | <b>9+1=</b> | <b>12</b> | <b>18+1=</b> | <b>17</b> | <b>14</b> | <b>18+1=</b> |

| Women         | Gold     | Silver   | Bronze    | 4th      | 5th      | 6th      | 7th         | 8th       |
|---------------|----------|----------|-----------|----------|----------|----------|-------------|-----------|
| 1980          | -        | -        | -         | 1        | -        | -        | -           | -         |
| 1983          | -        | -        | -         | -        | -        | -        | 1           | -         |
| 1987          | -        | -        | 1         | -        | 1        | 1        | 2           | -         |
| 1991          | 1        | -        | -         | 1        | 2        | 1        | -           | -         |
| 1993          | -        | -        | -         | 2        | -        | 1        | -           | 1         |
| 1995          | 1        | -        | -         | 1        | 1        | -        | -           | -         |
| 1997          | -        | -        | 1         | 1        | -        | -        | -           | 2         |
| 1999          | 1        | 1        | -         | -        | -        | 1        | -           | 2         |
| 2001          | -        | 1        | -         | -        | 1        | 1        | 2           | 1         |
| 2003          | 2        | 1        | 2         | 1        | -        | -        | 1           | -         |
| 2005          | -        | 2        | 4         | 1        | -        | 1        | -           | 1         |
| 2007          | -        | -        | -         | -        | 2        | 1        | 1=          | 1         |
| 2009          | -        | -        | -         | -        | -        | 1        | 1           | 1         |
| 2011          | -        | -        | -         | 1        | -        | -        | 1           | -         |
| 2013          | -        | 1        | 1         | -        | -        | -        | 1           | 1         |
| 2015          | -        | -        | 1         | -        | -        | 1        | -           | 1         |
| <b>Totals</b> | <b>5</b> | <b>6</b> | <b>10</b> | <b>9</b> | <b>7</b> | <b>9</b> | <b>9+1=</b> | <b>11</b> |

**Medallists:**

|       |                             |  |
|-------|-----------------------------|--|
| Men   | Mehdi Baala                 | 1500m: 2003-2  |
|       | <b>Stéphane Diagana</b>     | <b>400mH: 1995-3, 1997-1, 1999-2; 4x400mR: 2003-1</b>              |
|       | Yohann Diniz                | 50KmW: 2007-2  |
|       | <b>Leslie Djhone</b>        | <b>4x400mR: 2003-1</b>   |
|       | <b>Ladji Doucouré</b>       | <b>110mH: 2005-1; 4x100mR: 2005-1</b>                              |
|       | <b>Ahmed Douhou</b>         | <b>4x400mR: 2003-1 (ran ht)</b>                                    |
|       | <b>Lueyi Dovy</b>           | <b>4x100mR: 2005-1</b>   |
|       | Jean Galfione               | PV: 1995-3   |
|       | <b>Oudère Kankarafou</b>    | <b>4x100mR: 2005-1 (ran ht)</b>                                    |
|       | <b>Naman Keïta</b>          | <b>4x400mR: 2003-1</b>   |
|       | Renaud Lavillenie           | PV: 2009-3, 2011-3, 2013-2, 2015-3=                                |
|       | Christophe Lemaitre         | 200m: 2011-3; 4x100mR: 2011-2                                      |
|       | Yannick Lesourd             | 4x100mR: 2011-2  |
|       | Driss Maazouzi              | 1500m: 2001-3  |
|       | Bruno Marie-Rose            | 4x100mR: 1991-2  |
|       | Mahiedine Mekhissi-Benabbad | 3000mSC: 2011-3, 2013-3  |
|       | Romain Mesnil               | PV: 2007-2, 2009-2   |
|       | Max Morinière               | 4x100mR: 1991-2  |
|       | <b>Ronald Pognon</b>        | <b>4x100mR: 2005-1</b>   |
|       | Gilles Quénéhervé           | 200m: 1987-2   |
|       | <b>Marc Raquil</b>          | <b>400m: 2003-2; 4x400mR: 2003-1</b>                               |
|       | Daniel Sangouma             | 4x100mR: 1991-2  |
|       | Bouabdallah Tahri           | 3000mSC: 2009-3  |
|       | <b>Teddy Tamgho</b>         | <b>TJ: 2013-1</b>  |
|       | Teddy Tinmar                | 4x100mR: 2011-2  |
|       | Jean-Charles Trouabal       | 4x100mR: 1991-2  |
|       | Jimmy Vicaut                | 4x100mR: 2011-2  |
|       | Thierry Vigneron            | PV: 1987-2   |
|       | <b>Eddy de Lépine</b>       | <b>4x100mR: 2005-1</b>   |
| Women | Phara Anacharsis            | 4x400mR: 2013-3 (ran ht)   |
|       | <b>Christine Arron</b>      | <b>100m: 2005-3; 200m: 2005-3; 4x100mR: 1997-3, 1999-2, 2003-1</b> |
|       | Frédérique Bangué           | 4x100mR: 1997-3 (ran ht), 2001-2                                   |



|                         |   |
|-------------------------|---|
| <b>Eunice Barber</b>    | <b>LJ: 2003-1, 2005-2; Hep: 1999-1, 2003-2, 2005-2</b>                |
| Katia Benth             | 4x100mR: 1999-2   |
| Delphine Combe          | 4x100mR: 1997-3   |
| Fabé Dia                | 4x100mR: 1999-2 (ran ht)  |
| <b>Sylviane Félix</b>   | <b>4x100mR: 1997-3, 2001-2, 2003-1</b>                                |
| Marie Gayot             | 4x400mR: 2013-3   |
| Bouchra Ghezielle       | 1500m: 2005-3   |
| <b>Patricia Girard</b>  | <b>4x100mR: 1997-3, 1999-2, 2003-1</b>                                |
| Floria Gueï             | 4x400mR: 2013-3   |
| Lenora Guion-Firmin     | 4x400mR: 2013-3   |
| <b>Muriel Hurtis</b>    | <b>200m: 2003-3; 4x100mR: 1999-2, 2001-2, 2003-1; 4x400mR: 2013-3</b> |
| Manuela Montebrun       | HT: 2003-3, 2005-3  |
| <b>Marie-José Pérec</b> | <b>400m: 1991-1, 1995-1</b>   |
| Mélina Robert-Michon    | DT: 2013-2  |
| Odiah Sidibé            | 4x100mR: 2001-2   |
| Alexandra Tavernier     | HT: 2015-3  |
| Jocelyne Villeton       | Mar: 1987-3   |

**FSM / Federated States of Micronesia**

Years Entered: All from 1997

**Best Placings:**

|       |                   |                          |
|-------|-------------------|--------------------------|
| Men   | Patrickson Anson  | 100m: 1999-6h5           |
|       | John Howard       | 100m: 2003-6h7, 2005-6h6 |
| Women | Evangeleen Ikelap | 100m: 2005-6h6           |

**GAB / Gabon**

Years Entered: All from 1983

**Best Placings:**

|       |                   |                |
|-------|-------------------|----------------|
| Men   | Antoine Boussombo | 200m: 1999-7q4 |
| Women | Ruddy Zang Milama | 100m: 2011-4s2 |

**GAM / Gambia**

Years Entered: All from 1983

**Best Placings:**

|       |                     |                |
|-------|---------------------|----------------|
| Men   | Jaysuma Saidu Ndure | 200m: 2005-5s1 |
| Women | Jariatou George     | 100m: 1993-6h1 |
|       | Jabou Jawo          | 100m: 1991-6h2 |
|       | Amie Ndow           | 100m: 1983-6h4 |
|       | Fatou Tiyana        | 100m: 2009-6h2 |

**GBR / Great Britain & Northern Ireland**

Years Entered: All from 1976

**Placing Tables:**

| Overall | Gold | Silver | Bronze | 4th  | 5th | 6th | 7th | 8th |
|---------|------|--------|--------|------|-----|-----|-----|-----|
| 1983    | 2    | 2      | 3      | 5    | 5   | 1   | 3   | 2   |
| 1987    | 1    | 3      | 4      | 1    | 4   | 1   | 4   | 3   |
| 1991    | 2    | 2      | 3      | 3    | 2   | 1   | 1   | -   |
| 1993    | 3    | 3      | 4      | 3    | 1   | 1   | 1   | 2   |
| 1995    | 1    | 3      | 1      | 2+1= | 3   | 3   | 4   | -   |
| 1997    | 1    | 4      | 1      | 3+1= | 2   | 2   | 1   | 1   |
| 1999    | 1    | 4      | 2      | 1    | 2   | 1   | 2   | 2   |

|               |           |           |           |              |              |           |              |           |
|---------------|-----------|-----------|-----------|--------------|--------------|-----------|--------------|-----------|
| 2001          | 1         | -         | 1         | 2            | 5            | 3         | 2            | 1         |
| 2003          | -         | 1         | 2         | 3            | 1            | 2         | 1            | -         |
| 2005          | 1         | -         | 2         | 1            | 2            | -         | 1            | -         |
| 2007          | 1         | 1         | 4         | 2            | -            | 4         | -            | 2         |
| 2009          | 2         | 2         | 3         | 1            | 3            | 2         | 4+1=         | 2         |
| 2011          | 2         | 4         | 2         | 1            | 1+1=         | 1         | -            | -         |
| 2013          | 3         | 1         | 2         | 2            | 6            | -         | 1            | 2         |
| 2015          | 4         | 1         | 2         | 2            | 6            | 2         | 1            | 1         |
| <b>Totals</b> | <b>25</b> | <b>31</b> | <b>36</b> | <b>32+2=</b> | <b>43+1=</b> | <b>24</b> | <b>26+1=</b> | <b>18</b> |

| Men           | Gold      | Silver    | Bronze    | 4th          | 5th          | 6th       | 7th          | 8th       |
|---------------|-----------|-----------|-----------|--------------|--------------|-----------|--------------|-----------|
| 1983          | 2         | -         | 2         | 4            | 1            | 1         | 1            | 1         |
| 1987          | -         | 3         | 4         | -            | 3            | -         | 3            | 2         |
| 1991          | 1         | 1         | 3         | 2            | 2            | -         | -            | -         |
| 1993          | 2         | 3         | 3         | 2            | -            | 1         | -            | 1         |
| 1995          | 1         | 2         | -         | 2+1=         | 1            | 2         | 3            | -         |
| 1997          | 1         | 3         | 1         | 2+1=         | 1            | 1         | 1            | 1         |
| 1999          | 1         | 2         | 2         | 1            | -            | 1         | 2            | 1         |
| 2001          | 1         | -         | 1         | 1            | 3            | 1         | 1            | 1         |
| 2003          | -         | -         | 1         | 2            | -            | 1         | -            | -         |
| 2005          | -         | -         | 1         | 1            | 1            | -         | -            | -         |
| 2007          | -         | -         | 1         | -            | -            | 4         | -            | -         |
| 2009          | 1         | 1         | 1         | 1            | 1            | 1         | 3+1=         | 1         |
| 2011          | 2         | 2         | 1         | -            | 1=           | 1         | -            | -         |
| 2013          | 2         | -         | -         | 1            | 3            | -         | -            | 2         |
| 2015          | 3         | -         | 1         | -            | 1            | 1         | -            | -         |
| <b>Totals</b> | <b>17</b> | <b>17</b> | <b>22</b> | <b>19+2=</b> | <b>17+1=</b> | <b>15</b> | <b>14+1=</b> | <b>10</b> |

| Women         | Gold     | Silver    | Bronze    | 4th       | 5th       | 6th      | 7th       | 8th      |
|---------------|----------|-----------|-----------|-----------|-----------|----------|-----------|----------|
| 1983          | -        | 2         | 1         | 1         | 4         | -        | 2         | 1        |
| 1987          | 1        | -         | -         | 1         | 1         | 1        | 1         | 1        |
| 1991          | 1        | 1         | -         | 1         | -         | 1        | 1         | -        |
| 1993          | 1        | -         | 1         | 1         | 1         | -        | 1         | 1        |
| 1995          | -        | 1         | 1         | -         | 2         | 1        | 1         | -        |
| 1997          | -        | 1         | -         | 1         | 1         | 1        | -         | -        |
| 1999          | -        | 2         | -         | -         | 2         | -        | -         | 1        |
| 2001          | -        | -         | -         | 1         | 2         | 2        | 1         | -        |
| 2003          | -        | 1         | 1         | 1         | 1         | 1        | 1         | -        |
| 2005          | 1        | -         | 1         | -         | 1         | -        | 1         | -        |
| 2007          | 1        | 1         | 3         | 2         | -         | -        | -         | 2        |
| 2009          | 1        | 1         | 2         | -         | 2         | 1        | 1         | 1        |
| 2011          | -        | 2         | 1         | 1         | 1         | -        | -         | -        |
| 2013          | 1        | 1         | 2         | 1         | 3         | -        | 1         | -        |
| 2015          | 1        | 1         | 1         | 2         | 5         | 1        | 1         | 1        |
| <b>Totals</b> | <b>8</b> | <b>14</b> | <b>14</b> | <b>13</b> | <b>26</b> | <b>9</b> | <b>12</b> | <b>8</b> |

**Medallists:**

|     |                         |  |
|-----|-------------------------|--|
| Men | Harry Aikines-Aryeetey  | 4x100mR: 2009-3  |
|     | <b>Kriss Akabusi</b>    | 400mH: 1991-3; <b>4x400mR: 1983-3 (ran ht), 1987-2, 1991-1</b> |
|     | Steve Backley           | JT: 1995-2, 1997-2   |
|     | <b>Jamie Baulch</b>     | <b>4x400mR: 1997-1</b>   |
|     | Ainsley Bennett         | 4x400mR: 1983-3  |
|     | Todd Bennett            | 4x400mR: 1983-3, 1987-2 (ran ht)                               |
|     | Michael Bingham         | 4x400mR: 2009-2  |
|     | <b>Roger Black</b>      | 400m: 1991-2; <b>4x400mR: 1987-2, 1991-1, 1997-1</b>           |
|     | Darren Braithwaite      | 4x100mR: 1991-3, 1993-2 (ran ht), 1997-3                       |
|     | Phil Brown              | 4x400mR: 1983-3, 1987-2  |
|     | Jack Buckner            | 5000m: 1987-3  |
|     | Darren Campbell         | 100m: 2003-3; 4x100mR: 1997-3, 1999-2                          |
|     | Dwain Chambers ✕        | 100m: 1999-3; 4x100mR: 1997-3 (ran ht), 1999-2                 |
|     | <b>Linford Christie</b> | <b>100m: 1987-3, 1993-1;</b><br>4x100mR: 1991-3, 1993-2        |
|     | Allyn Condon            | 4x100mR: 1999-2 (ran ht)                                       |

|                           |   |
|---------------------------|---|
| Garry Cook                | 4x400mR: 1983-3   |
| <b>Steve Cram</b>         | <b>1500m: 1983-1</b>  |
| Marlon Devonish           | 4x100mR: 1997-3 (ran ht),<br>1999-2, 2005-3, 2007-3,<br>2009-3                            |
| Jarryd Dunn               | 4x400mR: 2015-3   |
| Tyrone Edgar              | 4x100mR: 2009-3   |
| <b>Jonathan Edwards</b>   | <b>TJ: 1993-3, 1995-1, 1997-2,</b><br>1999-3, <b>2001-1</b>                               |
| Peter Elliott             | 800m: 1987-2  |
| <b>Mohamed Farah</b>      | <b>5000m: 2011-1, 2013-1,</b><br><b>2015-1; 10,000m: 2011-2,</b><br><b>2013-1, 2015-1</b> |
| Jason Gardener            | 4x100mR: 1999-2, 2005-3   |
| Julian Golding            | 4x100mR: 1997-3   |
| <b>David Greene</b>       | <b>400mH: 2011-1; 4x400mR:</b><br>2009-2 (ran ht)<br>JT: 1993-3                           |
| Mick Hill                 |   |
| <b>Mark Hylton</b>        | <b>4x400mR: 1997-1</b> (ran ht)   |
| <b>Phillips Idowu</b>     | <b>TJ: 2009-1, 2011-2</b>   |
| <b>Colin Jackson</b>      | <b>110mH: 1987-3, 1993-1,</b><br>1997-2, <b>1999-1; 4x100mR:</b><br>1993-2                |
| Tony Jarrett              | 110mH: 1991-3, 1993-2,<br>1995-2; 4x100mR: 1991-3,<br>1993-2                              |
| Jason John                | 4x100mR: 1993-2 (ran ht)  |
| Mark Lewis-Francis        | 4x100mR: 2005-3, 2007-3   |
| Dean Macey                | Dec: 1999-2, 2001-3   |
| <b>Ade Mafe</b>           | <b>4x400mR: 1991-1</b> (ran ht)   |
| Christian Malcolm         | 4x100mR: 2005-3, 2007-3   |
| Craig Pickering           | 4x100mR: 2007-3   |
| <b>Derek Redmond</b>      | <b>4x400mR: 1987-2, 1991-1</b>  |
| <b>John Regis</b>         | 200m: 1987-3, 1993-2;<br>4x100mR: 1991-3, 1993-2;<br><b>4x400mR: 1991-1</b>               |
| Colin Reitz               | 3000mSC: 1983-3   |
| <b>Mark Richardson</b>    | <b>4x400mR: 1991-1</b> (ran ht),<br><b>1997-1</b>   |
| Jon Ridgeon               | 110mH: 1987-2   |
| Martyn Rooney             | 4x400mR: 2009-2, 2015-3   |
| <b>Greg Rutherford</b>    | <b>LJ: 2015-1</b>   |
| Steve Smith               | HJ: 1993-3  |
| <b>Iwan Thomas</b>        | <b>4x400mR: 1997-1</b>  |
| Mark Thomas               | 4x400mR: 1987-2 (ran ht)  |
| <b>Daley Thompson</b>     | <b>Dec: 1983-1</b>  |
| Robert Tobin              | 4x400mR: 2009-2   |
| Andy Turner               | 110mH: 2011-3   |
| Douglas Walker            | 4x100mR: 1997-3   |
| Conrad Williams           | 4x400mR: 2009-2   |
| Delano Williams           | 4x400mR: 2015-3   |
| Simeon Williamson         | 4x100mR: 2009-3   |
| Rabah Yousif              | 4x400mR: 2015-3   |
| Women Margaret Adeoye     | 4x400mR: 2013-2   |
| Dina Asher-Smith          | 4x100mR: 2013-3   |
| Joan Baptiste             | 4x100mR: 1983-2   |
| Vicki Barr                | 4x400mR: 2009-3   |
| Seren Bundy-Davies        | 4x400mR: 2015-3   |
| Bev Callender             | 4x100mR: 1983-2   |
| Kathy Cook                | 200m: 1983-3; 4x100mR:<br>1983-2  |
| Shana Cox                 | 4x400mR: 2013-2   |
| Lisa Dobriskey            | 1500m: 2009-2   |
| Eilidh Doyle              | 4x400mR: 2013-2, 2015-3   |
| Hannah England            | 1500m: 2011-2   |
| <b>Jessica Ennis-Hill</b> | <b>Hep: 2009-1, 2011-2, 2015-1</b>  |
| Donna Fraser              | 4x400mR: 2005-3, 2007-3<br>(ran ht)   |
| Tracy Goddard             | 4x400mR: 1993-3   |

|                           |   |
|---------------------------|---|
| <b>Sally Gunnell</b>      | <b>400mH: 1991-2, 1993-1;</b><br>4x400mR: 1993-3  |
| Kelly Holmes              | 800m: 1995-3, 2003-2;<br>1500m: 1995-2  |
| Hayley Jones              | 4x100mR: 2013-3   |
| Linda Keough              | 4x400mR: 1993-3   |
| Annabelle Lewis           | 4x100mR: 2013-3   |
| Denise Lewis              | Hep: 1997-2, 1999-2   |
| <b>Liz McColgan</b>       | <b>10,000m: 1991-1</b>  |
| Lee McConnell             | 4x400mR: 2005-3, 2007-3,<br>2009-3, 2011-3  |
| Kirsten McAslan           | 4x400mR: 2015-3 (ran ht)  |
| Jenny Meadows             | 800m: 2009-3;<br>4x400mR: 2009-3 (ran ht)   |
| Ashlee Nelson             | 4x100mR: 2013-3   |
| <b>Christine Ohuruogu</b> | <b>400m: 2007-1, 2013-1;</b><br>4x400mR: 2005-3, 2007-3,<br>2009-3, 2011-3, 2013-2,<br>2015-3 |
| Marilyn Okoro             | 4x400mR: 2007-3   |
| Anyika Onuora             | 4x400mR: 2015-3   |
| Jo Pavey                  | 10,000m: 2007-3   |
| Tiffany Porter            | 100mH: 2013-3   |
| Shara Proctor             | LJ: 2015-2  |
| <b>Paula Radcliffe</b>    | 10,000m: 1999-2; <b>Mar:</b><br><b>2005-1</b>   |
| Nicola Sanders            | 400m: 2007-2; 4x400mR:<br>2005-3, 2007-3, 2009-3,<br>2011-3                                   |
| Perri Shakes-Drayton      | 4x400mR: 2011-3   |
| Phylis Smith              | 4x400mR: 1993-3   |
| Kelly Sotherton           | Hep: 2007-3   |
| Shirley Thomas            | 4x100mR: 1983-2   |
| Hayley Tullett            | 1500m: 2003-3   |
| <b>Fatima Whitbread</b>   | <b>JT: 1983-2, 1987-1</b>   |

---

#### GBS / Guinea Bissau

---

**Years Entered:** 1997 / 1999 / 2003 / 2005 / 2007 / 2011 / 2013  
/ 2015

**Best Placings:**

|       |                  |                |
|-------|------------------|----------------|
| Men   | Holder da Silva  | 100m: 2015-6q2 |
| Women | Graciela Martins | 400m: 2011-6h1 |

---

#### GEO / Georgia

---

**Years Entered:** 1993 / 1995 / 1997 / 1999 / 2001 / 2003 / 2005  
/ 2007 / 2009 / 2013 / 2015

**Best Placings:**

|       |                      |              |
|-------|----------------------|--------------|
| Men   | Iosif Shaverdashvili | HT: 1993-24Q |
| Women | Mariam Kevkhishvili  | SP: 2009-14Q |

---

#### GEQ / Equatorial Guinea

---

**Years Entered:** 1987 / 1991 / 1993 / 1995 / 1997 / 1999 / 2001  
/ 2003 / 2005 / 2007 / 2009 / 2013 / 2015

**Best Placings:**

|       |                  |                 |
|-------|------------------|-----------------|
| Men   | Pasqual Charo    | 100m: 1999-6h1  |
|       | Francisco Obama  | 100m: 1995-6h11 |
| Women | Ruth Mangue      | 200m: 1993-6h1  |
|       | Mari Paz Mosanga | 100m: 2003-6h8  |

## GER / Germany

Years Entered: All from 1976

Incorporating FRG / Federal Republic of Germany &  
GDR / German Democratic Republic in 1976-1987

## Placing Tables:

| Overall       | Gold      | Silver    | Bronze       | 4th          | 5th          | 6th          | 7th          | 8th          |
|---------------|-----------|-----------|--------------|--------------|--------------|--------------|--------------|--------------|
| 1976          | -         | -         | -            | -            | 1            | -            | -            | 1            |
| 1980          | 2         | 1         | 1            | -            | -            | -            | 1            | -            |
| 1983          | 12        | 12        | 6            | 7+1=         | 9            | 6            | 10           | 4            |
| 1987          | 10        | 12        | 12           | 9            | 7            | 6            | 2            | 1            |
| 1991          | 5         | 4         | 8            | 8            | 3            | 6            | 3            | 2            |
| 1993          | 2         | 2         | 4            | 5            | 6            | 6            | 3            | 3            |
| 1995          | 2         | 2         | 2            | 8            | 2            | 4            | 2            | 4            |
| 1997          | 5         | 1         | 4            | 5            | 1            | 6            | 3+1=         | 1            |
| 1999          | 4         | 4         | 3+1=         | 3+1=         | 5            | 5            | 4+1=         | 2            |
| 2001          | 3         | 3         | 1            | 3            | 6            | 2+1=         | 4            | 2            |
| 2003          | -         | 1         | 3            | 2            | 6            | 2            | 2            | 4            |
| 2005          | 1         | 1         | 5            | 3            | 1=           | 1            | 3            | 1            |
| 2007          | 2         | 2         | 3            | -            | 5            | 2            | 3            | 5            |
| 2009          | 2         | 3         | 3+1=         | 4            | 2            | 4            | 2=           | 2            |
| 2011          | 3         | 3         | 1            | 2            | 2            | 2            | 4            | 4            |
| 2013          | 4         | 2         | 1            | 7            | 2            | 1            | 1            | 1+1=         |
| 2015          | 2         | 3         | 3            | 3            | 3            | 6            | 4+1=         | 3            |
| <b>Totals</b> | <b>59</b> | <b>56</b> | <b>60+2=</b> | <b>69+2=</b> | <b>60+1=</b> | <b>59+1=</b> | <b>49+5=</b> | <b>40+1=</b> |

| Men           | Gold      | Silver    | Bronze       | 4th          | 5th          | 6th          | 7th          | 8th       |
|---------------|-----------|-----------|--------------|--------------|--------------|--------------|--------------|-----------|
| 1976          | -         | -         | -            | -            | 1            | -            | -            | 1         |
| 1983          | 4         | 6         | 3            | 3+1=         | 6            | 5            | 5            | 3         |
| 1987          | 4         | 3         | 3            | 5            | 3            | 3            | 1            | 1         |
| 1991          | 1         | -         | 4            | 5            | -            | 3            | 1            | -         |
| 1993          | 1         | -         | 3            | 5            | 1            | 3            | 3            | 1         |
| 1995          | 1         | -         | 1            | 4            | 1            | 1            | 1            | 2         |
| 1997          | 2         | 1         | 2            | 2            | 1            | 2            | 1            | 1         |
| 1999          | 2         | 2         | 2            | 1+1=         | 3            | 3            | 1+1=         | 1         |
| 2001          | 2         | 1         | 1            | 1            | 2            | 1+1=         | 2            | -         |
| 2003          | -         | -         | 2            | 1            | 3            | 1            | -            | 2         |
| 2005          | -         | -         | 3            | 2            | 1=           | -            | 2            | 1         |
| 2007          | -         | 1         | 1            | -            | 2            | 2            | 1            | 3         |
| 2009          | 1         | -         | 1+1=         | 1            | 1            | 2            | 1=           | 1         |
| 2011          | 3         | -         | -            | 1            | 1            | -            | 2            | 4         |
| 2013          | 3         | 1         | 1            | 2            | 2            | 1            | 1            | -         |
| 2015          | -         | 2         | 1            | 2            | -            | 2            | 2+1=         | 1         |
| <b>Totals</b> | <b>24</b> | <b>17</b> | <b>28+1=</b> | <b>35+2=</b> | <b>27+1=</b> | <b>29+1=</b> | <b>23+3=</b> | <b>22</b> |

| Women         | Gold      | Silver    | Bronze       | 4th       | 5th       | 6th       | 7th          | 8th          |
|---------------|-----------|-----------|--------------|-----------|-----------|-----------|--------------|--------------|
| 1980          | 2         | 1         | 1            | -         | -         | -         | 1            | -            |
| 1983          | 8         | 6         | 3            | 4         | 3         | 1         | 5            | 1            |
| 1987          | 6         | 9         | 9            | 4         | 4         | 3         | 1            | -            |
| 1991          | 4         | 4         | 4            | 3         | 3         | 3         | 2            | 2            |
| 1993          | 1         | 2         | 1            | -         | 5         | 3         | -            | 2            |
| 1995          | 1         | 2         | 1            | 4         | 1         | 3         | 1            | 2            |
| 1997          | 3         | -         | 2            | 3         | -         | 4         | 2+1=         | -            |
| 1999          | 2         | 2         | 1+1=         | 2         | 2         | 2         | 3            | 1            |
| 2001          | 1         | 2         | -            | 2         | 4         | 1         | 2            | 2            |
| 2003          | -         | 1         | 1            | 1         | 3         | 1         | 2            | 2            |
| 2005          | 1         | 1         | 2            | 1         | -         | 1         | 1            | -            |
| 2007          | 2         | 1         | 2            | -         | 3         | -         | 2            | 2            |
| 2009          | 1         | 3         | 2            | 3         | 1         | 2         | 1=           | 1            |
| 2011          | -         | 3         | 1            | 1         | 1         | 2         | 1            | 1            |
| 2013          | 1         | 1         | -            | 5         | -         | -         | -            | 1+1=         |
| 2015          | 2         | 1         | 2            | 1         | 3         | 4         | 2            | 2            |
| <b>Totals</b> | <b>35</b> | <b>39</b> | <b>32+1=</b> | <b>34</b> | <b>33</b> | <b>30</b> | <b>25+2=</b> | <b>19+1=</b> |

## Best Placings:

|     |                   |                    |
|-----|-------------------|--------------------|
| Men |                   |                    |
| GER | Ralf Bartels      | SP: 2005-3, 2009-3 |
| GER | Oliver-Sven Buder | SP: 1997-2, 1999-2 |
| GER | Frank Busemann    | Dec: 1997-3        |

|       |                          |  |
|-------|--------------------------|--|
| GER   | <b>Martin Buss</b>       | <b>HJ: 1999-3, 2001-1</b>  |
| GDR   | Waldemar Cierpinski      | Mar: 1983-3  |
| GER   | <b>Matthias De Zordo</b> | <b>JT: 2011-1</b>  |
| GER   | Danny Ecker              | PV: 2007-3   |
| GER   | Andreas Erm              | 50KmW: 2003-3  |
| GER   | Markus Esser             | HT: 2005-3   |
| GER   | Rico Freimuth            | Dec: 2015-3  |
| GER   | <b>Charles Friedek</b>   | <b>TJ: 1999-1</b>  |
| GER   | Hauke Fuhlbrügge         | 1500m: 1991-3  |
| GER   | <b>Hartwig Gauder</b>    | <b>50KmW: 1987-1, 1991-3</b>   |
| GDR   | Ralf Haber               | HT: 1987-3   |
| GER   | <b>Robert Harting</b>    | <b>DT: 2007-2, 2009-1, 2011-1, 2013-1</b>                              |
| GER   | Boris Henry              | JT: 1995-3, 2003-3   |
| GER   | Olaf Hense               | 4x400mR: 1993-3  |
| FRG   | Jürgen Hingsen           | Dec: 1983-2  |
| GER   | <b>Raphael Holzdeppe</b> | <b>PV: 2013-1, 2015-2</b>  |
| FRG   | <b>Patriz Ilg</b>        | <b>3000mSC: 1983-1</b>   |
| GER   | Karsten Just             | 4x400mR: 1993-3  |
| GER   | <b>Karsten Kobs</b>      | <b>HT: 1999-1</b>  |
| GDR   | Hansjörg Kunze           | 10,000m: 1983-3, 1987-3  |
| GER   | Rico Lieder              | 4x400mR: 1993-3  |
| GER   | Paul Meier               | Dec: 1993-3  |
| GDR   | Hagen Melzer             | 3000mSC: 1987-2  |
| GDR   | <b>Detlef Michel</b>     | <b>JT: 1983-1</b>  |
| GER   | Michael Möllenbeck       | DT: 2001-3, 2005-3   |
| FRG   | Edgar Nakladal           | 4x400mR: 1983-2 (ran ht)   |
| GER   | Björn Otto               | PV: 2013-3   |
| GER   | <b>Lars Riedel</b>       | <b>DT: 1991-1, 1993-1, 1995-1, 1997-1, 1999-3, 2001-1</b>              |
| GER   | Christian Schenk         | Dec: 1991-3  |
| GDR   | Werner Schildhauer       | 5000m: 1983-2; 10,000m: 1983-2   |
| FRG   | Harald Schmid            | 400mH: 1983-2, 1987-3; 4x400mR: 1983-2                                 |
| GER   | Michael Schrader         | Dec: 2013-2  |
| GER   | <b>Jürgen Schult</b>     | <b>DT: 1987-1, 1993-3, 1997-3, 1999-2</b>                              |
| GER   | Ingo Schultz             | 400m: 2001-2   |
| GER   | <b>Thomas Schönlebe</b>  | <b>400m: 1987-1; 4x400mR: 1993-3</b>                                   |
| FRG   | Erwin Skamrahl           | 4x400mR: 1983-2  |
| GER   | Raúl Spank               | HJ: 2009-3=  |
| GER   | <b>David Storl</b>       | <b>SP: 2011-1, 2013-1, 2015-2</b>                                      |
| GDR   | Ulf Timmermann           | SP: 1983-2   |
| FRG   | Jörg Vaihinger           | 4x400mR: 1983-2  |
| GDR   | <b>Torsten Voss</b>      | <b>Dec: 1987-1</b>   |
| FRG   | Hartmut Weber            | 4x400mR: 1983-2  |
| GDR   | <b>Ronald Weigel</b>     | <b>50KmW: 1983-1, 1987-2</b>   |
| GER   | <b>Heinz Weis</b>        | <b>HT: 1991-3, 1997-1</b>  |
| FRG   | Siegfried Wentz          | Dec: 1983-3, 1987-2  |
| FRG   | Martin Weppler           | 4x400mR: 1983-2 (ran ht)   |
| FRG   | <b>Willi Wülbeck</b>     | <b>800m: 1983-1</b>  |
| Women |                          |  |
| GER   | Alina Astafei            | HJ: 1995-2   |
| GDR   | <b>Ingrid Auerswald</b>  | <b>4x100mR: 1983-1</b>   |
| GER   | Annika Becker            | PV: 2003-2   |
| GER   | Gabriele Becker          | 4x100mR: 1995-3  |
| GDR   | Kerstin Behrendt         | 4x100mR: 1987-2  |
| GDR   | Susanne Beyer            | HJ: 1987-3   |
| GER   | <b>Sabine Braun</b>      | <b>Hep: 1991-1, 1993-2, 1997-1</b>                                     |
| GDR   | <b>Undine Bremer</b>     | <b>4x400mR: 1983-1 (ran ht)</b>  |
| GER   | <b>Grit Breuer</b>       | 400m: 1991-2; 4x100mR: 1991-3; 4x400mR: 1991-3, 1997-1, 1999-3, 2001-2 |
| GDR   | <b>Bärbel Broschat</b>   | <b>400mH: 1980-1</b>   |
| GDR   | Ulrike Bruns             | 3000m: 1987-3  |
| GDR   | <b>Sabine Busch</b>      | <b>400mH: 1987-1; 4x400mR: 1983-1, 1987-1</b>                          |

|     |                              |   |
|-----|------------------------------|---|
| FRG | Simone Büngener              | 400mH: 1980-3   |
| GER | Tanja Damaske                | JT: 1997-3  |
| GER | <b>Heike Daute/Drechsler</b> | 100m: 1987-2; <b>LJ: 1983-1</b> , 1987-3, 1991-2, <b>1993-1</b> ; 4x100mR: 1991-3 |
| GER | <b>Franka Dietzsch</b>       | <b>DT: 1999-1, 2005-1, 2007-1</b>   |
| GER | Katrin Dörre                 | Mar: 1991-3   |
| GER | Florence Ekpo-Umoh           | 4x400mR: 2001-2   |
| GDR | <b>Kirsten Emmelmann</b>     | 400m: 1987-3; <b>4x400mR: 1987-1</b>  |
| GER | <b>Anke Feller</b>           | <b>4x400mR: 1997-1</b> , 1999-3   |
| GDR | <b>Ellen Fiedler</b>         | 400mH: 1980-2, 1983-3; <b>4x400mR: 1983-1</b> (ran ht)                            |
| GER | Karen Forkel                 | JT: 1993-2  |
| FRG | <b>Birgit Friedmann</b>      | <b>3000m: 1980-1</b>  |
| GER | Ariane Friedrich             | HJ: 2009-3  |
| GDR | Diana Gansky                 | DT: 1987-2  |
| GER | Shanta Ghosh                 | 4x400mR: 2001-2   |
| GDR | <b>Silke Gladisch</b>        | <b>100m: 1987-1; 200m: 1987-1; 4x100mR: 1983-1</b> , 1987-2                       |
| GDR | <b>Marlies Göhr</b>          | <b>100m: 1983-1; 4x100mR: 1983-1</b> , 1987-2                                     |
| GER | <b>Betty Heidler</b>         | <b>HT: 2007-1</b> , 2009-2, 2011-2  |
| GDR | <b>Martina Hellmann</b>      | <b>DT: 1983-1, 1987-1</b>   |
| GER | <b>Heike Henkel</b>          | <b>HJ: 1991-1</b>   |
| GER | Annett Hesselbarth           | 4x400mR: 1991-3 (ran ht)  |
| GDR | <b>Bettine Jahn</b>          | <b>100mH: 1983-1</b>  |
| GER | Nadine Kleinert/Schmitt      | SP: 1999-2, 2001-2, 2005-3, 2007-3, 2009-2  |
| GDR | Kerstin Knabe                | 100mH: 1983-2   |
| GER | Anja Knippel                 | 4x400mR: 1999-3 (ran ht)  |
| GER | Silke Knoll                  | 4x100mR: 1995-3   |
| GDR | Helma Knorscheidt            | SP: 1983-2  |
| GDR | <b>Marita Koch</b>           | 100m: 1983-2; <b>200m: 1983-1; 4x100mR: 1983-1</b> ; <b>4x400mR: 1983-1</b>       |
| GER | <b>Katrin Krabbe</b>         | <b>100m: 1991-1; 200m: 1991-1</b> ; 4x100mR: 1991-3; 4x400mR: 1991-3              |
| FRG | Brigitte Kraus               | 3000m: 1983-2   |
| GER | Gesa Felicitas Krause        | 3000mSC: 2015-3   |
| GER | <b>Astrid Kumbernuss</b>     | <b>SP: 1995-1, 1997-1, 1999-1</b>   |
| GDR | Hildegard Körner             | 1500m: 1987-2   |
| GER | Silke Lichtenhagen           | 4x100mR: 1995-3   |
| GER | Claudia Marx                 | 4x400mR: 2001-2   |
| GER | Petra Meier                  | JT: 1987-2, 1991-2  |
| FRG | Ulrike Meyfarth              | HJ: 1983-2  |
| GER | <b>Katharina Molitor</b>     | <b>JT: 2015-1</b>   |
| GER | Anne Möllinger               | 4x100mR: 2009-3   |
| GDR | Ines Müller                  | SP: 1987-3  |
| GER | Nadine Müller                | DT: 2011-2, 2015-3  |
| GDR | <b>Petra Müller</b>          | 400m: 1987-2; <b>4x400mR: 1987-1</b>  |
| GER | Kathrin Neimke               | SP: 1987-2, 1993-3  |
| GER | <b>Steffi Nerius</b>         | <b>JT: 2003-3, 2005-3, 2007-3, 2009-1</b>   |
| GDR | <b>Dagmar Neubauer</b>       | <b>4x400mR: 1983-1, 1987-1</b>  |
| GDR | <b>Ramona Neubert</b>        | <b>Hep: 1983-1</b>  |
| GER | <b>Christina Obergföll</b>   | <b>JT: 2005-2, 2007-2, 2013-1</b>   |
| GER | Jennifer Oeser               | Hep: 2009-2, 2011-3   |
| GDR | Cornelia Oschkenat           | 100mH: 1987-3; 4x100mR: 1987-2  |
| GDR | Sabine Paetz                 | Hep: 1983-2   |
| GER | <b>Melanie Paschke</b>       | <b>4x100mR: 1995-3, 2001-1</b>  |
| FRG | Beate Peters                 | JT: 1987-3  |
| GDR | Petra Pfaff                  | 400mH: 1980-3   |
| GER | Andrea Philipp               | 200m: 1999-3=   |
| GER | Silke Renk                   | JT: 1991-3  |
| GER | Sabine Richter               | 4x100mR: 1991-3   |

|     |                            |   |
|-----|----------------------------|---|
| GER | <b>Birgit Rockmeier</b>    | <b>4x100mR: 2001-1</b>                        |
| GER | <b>Gabi Rockmeier</b>      | <b>4x100mR: 2001-1</b>                        |
| GER | <b>Uta Rohländer</b>       | <b>4x400mR: 1991-3, 1997-1</b> , 1999-3       |
| GER | Cindy Roleder              | 100mH: 2015-2                                 |
| GER | <b>Anja Rücker</b>         | 400m: 1999-2; <b>4x400mR: 1997-1</b> , 1999-3 |
| GER | Verena Sailer              | 4x100mR: 2009-3                               |
| GER | Katrin Schreier            | 4x400mR: 1991-3 (ran ht)                      |
| GER | <b>Christina Schwanitz</b> | <b>SP: 2013-2, 2015-1</b>                     |
| GDR | Ilona Slupaniek            | SP: 1983-3                                    |
| GER | Stephanie Storp            | SP: 1997-3                                    |
| GER | Martina Strutz             | PV: 2011-2                                    |
| GER | Cathleen Tschirch          | 4x100mR: 2009-3                               |
| GDR | Gloria Uibel               | 100mH: 1987-2                                 |
| GDR | Cornelia Ullrich           | 400mH: 1987-3; 4x400mR: 1987-1 (ran ht)       |
| GDR | Kathrin Ullrich            | 10,000m: 1987-3                               |
| GDR | Anke Vater                 | Hep: 1983-3                                   |
| GER | Christine Wachtel          | 800m: 1987-2; 4x400mR: 1991-3                 |
| GER | <b>Marion Wagner</b>       | <b>4x100mR: 2001-1</b> , 2009-3               |
| GDR | <b>Kerstin Walther</b>     | <b>4x400mR: 1983-1</b>                        |
| GDR | <b>Sigrun Wodars</b>       | <b>800m: 1987-1</b>                           |
| GER | Ilke Wyludda               | DT: 1991-2, 1995-2                            |

---

**GHA / Ghana**


---

**Years Entered:** All from 1983

**Placing Tables:**

| Overall       | Gold | Silver   | Bronze   | 4th      | 5th      | 6th | 7th      | 8th      |
|---------------|------|----------|----------|----------|----------|-----|----------|----------|
| 1993          | -    | -        | -        | -        | -        | -   | 1        | -        |
| 1997          | -    | -        | -        | -        | 1        | -   | -        | 1        |
| 2001          | -    | -        | -        | -        | -        | -   | 1        | -        |
| 2003          | -    | -        | -        | 1        | -        | -   | 1        | 1        |
| 2005          | -    | 1        | 1        | -        | -        | -   | -        | 1        |
| <b>Totals</b> | -    | <b>1</b> | <b>1</b> | <b>1</b> | <b>1</b> | -   | <b>3</b> | <b>3</b> |

| Men           | Gold | Silver   | Bronze | 4th      | 5th      | 6th | 7th      | 8th      |
|---------------|------|----------|--------|----------|----------|-----|----------|----------|
| 1993          | -    | -        | -      | -        | -        | -   | 1        | -        |
| 1997          | -    | -        | -      | -        | 1        | -   | -        | 1        |
| 2001          | -    | -        | -      | -        | -        | -   | 1        | -        |
| 2003          | -    | -        | -      | 1        | -        | -   | -        | 1        |
| 2005          | -    | 1        | -      | -        | -        | -   | -        | 1        |
| <b>Totals</b> | -    | <b>1</b> | -      | <b>1</b> | <b>1</b> | -   | <b>2</b> | <b>3</b> |

| Women         | Gold | Silver | Bronze   | 4th | 5th | 6th | 7th      | 8th |
|---------------|------|--------|----------|-----|-----|-----|----------|-----|
| 2003          | -    | -      | -        | -   | -   | -   | 1        | -   |
| 2005          | -    | -      | 1        | -   | -   | -   | -        | -   |
| <b>Totals</b> | -    | -      | <b>1</b> | -   | -   | -   | <b>1</b> | -   |

**Medallists:**

|       |                  |             |
|-------|------------------|-------------|
| Men   | Ignisious Gaisah | LJ: 2005-2  |
| Women | Margaret Simpson | Hep: 2005-3 |

---

**GIB / Gibraltar**


---

**Years Entered:** 1983 / 1987 / 1991, then all from 1995

**Best Placings:**

|       |                |                |
|-------|----------------|----------------|
| Men   | Fabian Franco  | 800m: 1991-5h1 |
| Women | Sharon Celecia | 400m: 1995-7h4 |



**GRE / Greece**

Years Entered: All from 1983

**Placing Tables:**

| Overall       | Gold     | Silver   | Bronze    | 4th      | 5th         | 6th      | 7th      | 8th      |
|---------------|----------|----------|-----------|----------|-------------|----------|----------|----------|
| 1983          | -        | -        | 1         | -        | -           | -        | -        | -        |
| 1987          | -        | -        | -         | -        | -           | -        | 1        | -        |
| 1995          | -        | -        | -         | -        | -           | 1        | -        | -        |
| 1997          | -        | 1        | 1         | 1        | 1           | 1        | 2        | -        |
| 1999          | 2        | 2        | 2         | -        | -           | 1        | -        | 1        |
| 2001          | 1        | 2        | 2         | -        | -           | 2        | -        | 1        |
| 2003          | 1        | 1        | 3         | -        | -           | 1        | 2        | 2        |
| 2005          | -        | -        | -         | -        | 1           | 1        | -        | 1        |
| 2007          | -        | -        | -         | -        | 1           | 1        | -        | 1        |
| 2009          | -        | -        | -         | -        | 1           | -        | -        | 1        |
| 2011          | -        | -        | -         | -        | 1=          | 1        | -        | 1        |
| 2015          | -        | -        | 1         | -        | -           | -        | -        | -        |
| <b>Totals</b> | <b>4</b> | <b>6</b> | <b>10</b> | <b>1</b> | <b>4+1=</b> | <b>9</b> | <b>5</b> | <b>8</b> |

| Men           | Gold     | Silver   | Bronze   | 4th      | 5th         | 6th      | 7th      | 8th      |
|---------------|----------|----------|----------|----------|-------------|----------|----------|----------|
| 1987          | -        | -        | -        | -        | -           | -        | 1        | -        |
| 1995          | -        | -        | -        | -        | -           | 1        | -        | -        |
| 1997          | -        | -        | 1        | -        | 1           | 1        | 1        | -        |
| 1999          | -        | 1        | -        | -        | -           | 1        | -        | -        |
| 2001          | 1        | -        | 1        | -        | -           | -        | -        | -        |
| 2003          | -        | -        | 1        | -        | -           | 1        | 1        | 1        |
| 2007          | -        | -        | -        | -        | -           | 1        | -        | 1        |
| 2009          | -        | -        | -        | -        | 1           | -        | -        | -        |
| 2011          | -        | -        | -        | -        | 1=          | 1        | -        | -        |
| <b>Totals</b> | <b>1</b> | <b>1</b> | <b>3</b> | <b>-</b> | <b>2+1=</b> | <b>6</b> | <b>3</b> | <b>2</b> |

| Women         | Gold     | Silver   | Bronze   | 4th      | 5th      | 6th      | 7th      | 8th      |
|---------------|----------|----------|----------|----------|----------|----------|----------|----------|
| 1983          | -        | -        | 1        | -        | -        | -        | -        | -        |
| 1997          | -        | 1        | -        | 1        | -        | -        | 1        | -        |
| 1999          | 2        | 1        | 2        | -        | -        | -        | -        | 1        |
| 2001          | -        | 2        | 1        | -        | -        | 2        | -        | 1        |
| 2003          | 1        | 1        | 2        | -        | -        | -        | 1        | 1        |
| 2005          | -        | -        | -        | -        | 1        | 1        | -        | 1        |
| 2007          | -        | -        | -        | -        | 1        | -        | -        | -        |
| 2009          | -        | -        | -        | -        | -        | -        | -        | 1        |
| 2011          | -        | -        | -        | -        | -        | -        | -        | 1        |
| 2015          | -        | -        | 1        | -        | -        | -        | -        | -        |
| <b>Totals</b> | <b>3</b> | <b>5</b> | <b>7</b> | <b>1</b> | <b>2</b> | <b>3</b> | <b>2</b> | <b>6</b> |

**Medallists:**

|       |                               |                                   |
|-------|-------------------------------|-----------------------------------|
| Men   | Kóstas Gatsioúdis             | JT: 1997-3, 1999-2, 2001-3        |
|       | Periklís Iakovákis            | 400mH: 2003-3                     |
|       | <b>Kostás Kénteris</b>        | <b>200m: 2001-1</b>               |
| Women | Anastasía Kelesídou           | DT: 1999-2, 2001-3, 2003-2        |
|       | Nikoléta Kiriakopoúlou        | PV: 2015-3                        |
|       | <b>Miréla Manjani/Tzelili</b> | <b>JT: 1999-1, 2001-2, 2003-1</b> |
|       | Katerína Thánou               | 100m: 1999-3, 2001-2, 2003-3      |
|       | <b>Paraskeví Tsiamáta</b>     | <b>TJ: 1999-1</b>                 |
|       | Olga Vasdéki                  | TJ: 1999-3                        |
|       | Anna Verouli                  | JT: 1983-3                        |
|       | Ekateríni Vóngoli             | DT: 2003-3                        |
|       | Níki Xánthou                  | LJ: 1997-2                        |

**GRN / Grenada**

Years Entered: All from 1983

**Placing Table:**

| Men  | Gold | Silver | Bronze | 4th | 5th | 6th | 7th | 8th |
|------|------|--------|--------|-----|-----|-----|-----|-----|
| 2001 | -    | -      | -      | -   | -   | 1   | -   | -   |
| 2003 | -    | -      | -      | -   | -   | 1   | -   | -   |

|               |          |          |          |          |          |          |          |          |
|---------------|----------|----------|----------|----------|----------|----------|----------|----------|
| 2011          | 1        | -        | -        | -        | -        | 1        | -        | -        |
| 2013          | -        | -        | -        | -        | -        | -        | 1        | -        |
| 2015          | -        | -        | 1        | -        | -        | -        | -        | 1        |
| <b>Totals</b> | <b>1</b> | <b>-</b> | <b>1</b> | <b>-</b> | <b>-</b> | <b>3</b> | <b>1</b> | <b>1</b> |

**Medallists:**

|       |                     |                     |
|-------|---------------------|---------------------|
| Men   | <b>Kirani James</b> | <b>400m: 2011-1</b> |
| Women | None. Best Placing: |                     |
|       | Sherry Fletcher     | 200m: 2007-5s1      |

**GUA / Guatemala**

Years Entered: All from 1983

**Placing Table:**

| Men           | Gold     | Silver   | Bronze   | 4th      | 5th      | 6th      | 7th      | 8th      |
|---------------|----------|----------|----------|----------|----------|----------|----------|----------|
| 2011          | -        | -        | -        | -        | -        | -        | 1        | -        |
| <b>Totals</b> | <b>-</b> | <b>-</b> | <b>-</b> | <b>-</b> | <b>-</b> | <b>-</b> | <b>1</b> | <b>-</b> |

**Best Placings:**

|       |                |                |
|-------|----------------|----------------|
| Men   | Erick Barrondo | 20KmW: 2011-7  |
| Women | Mirna Ortíz    | 20KmW: 2015-12 |

**GUI / Guinea**

Years Entered: 1983 / 1987 / 1991 / 1993 / 1995 / 1997 / 1999, then all from 2005

**Best Placings:**

|       |                |                |
|-------|----------------|----------------|
| Men   | Joseph Loua    | 200m: 1997-4q4 |
| Women | Koumba Kante   | 200m: 1983-5h2 |
|       | Aminata Konate | 100m: 1991-5h6 |

**GUM / Guam**

Years Entered: 1987 / 1991 / 1993 / 1995 / 1997 / 1999 / 2001 / 2003 / 2005 / 2007 / 2011 / 2013 / 2015

**Best Placings:**

|       |               |                |
|-------|---------------|----------------|
| Men   | Philam Garcia | 100m: 2005-5h1 |
| Women | Julie Ogborn  | Mar: 1987-33   |

**GUY / Guyana**

Years Entered: All from 1983

**Best Placings:**

|       |               |                |
|-------|---------------|----------------|
| Men   | Adam Harris   | 100m: 2013-4q1 |
| Women | Aliann Pompey | 400m: 2009-3s1 |

**HAI / Haiti**

Years Entered: All from 1987

**Placing Table:**

| Men           | Gold     | Silver   | Bronze   | 4th      | 5th      | 6th      | 7th      | 8th      |
|---------------|----------|----------|----------|----------|----------|----------|----------|----------|
| 2001          | -        | -        | 1        | -        | -        | -        | -        | -        |
| <b>Totals</b> | <b>-</b> | <b>-</b> | <b>1</b> | <b>-</b> | <b>-</b> | <b>-</b> | <b>-</b> | <b>-</b> |

**Medallists:**

|       |                       |                 |
|-------|-----------------------|-----------------|
| Men   | Dudley Dorival        | 110mH: 2001-3   |
| Women | None. Best Placing:   |                 |
|       | Nadine Faustin-Parker | 100mH: 2003-5s2 |

**HKG / Hong Kong, China**

Years Entered: All from 1983

**Best Placings:**

Men Nelson Chan Ka Chiu LJ: 1983-26Q  
 Women Mandy Lo Mar: 1991-22

**HON / Honduras**

Years Entered: All from 1983

**Best Placings:**

Men Rolando Palacios 200m: 2009-7s1  
 Women Gina Coello Mar: 1991-23

**HUN / Hungary**

Years Entered: 1976, then all from 1983

**Placing Tables:**

| Overall       | Gold | Silver   | Bronze   | 4th       | 5th      | 6th      | 7th         | 8th      |
|---------------|------|----------|----------|-----------|----------|----------|-------------|----------|
| 1983          | -    | -        | -        | 1         | -        | 2        | 1           | 1        |
| 1987          | -    | -        | -        | 1         | 1        | -        | 1           | -        |
| 1991          | -    | 1        | 1        | 1         | -        | -        | -           | 2        |
| 1993          | -    | -        | 1        | -         | -        | -        | -           | -        |
| 1995          | -    | -        | 2        | 2         | -        | -        | 1           | -        |
| 1997          | -    | -        | -        | 1         | -        | 1        | -           | -        |
| 1999          | -    | 1        | -        | 3         | -        | -        | 1           | -        |
| 2001          | -    | -        | -        | 2         | -        | 1        | 1+1=        | 1        |
| 2003          | -    | 2        | -        | -         | -        | 1        | -           | -        |
| 2005          | -    | -        | 1        | -         | -        | 1        | -           | -        |
| 2007          | -    | -        | -        | -         | 2        | -        | -           | -        |
| 2009          | -    | -        | -        | 1         | -        | 1        | -           | -        |
| 2011          | -    | 1        | -        | -         | -        | -        | -           | -        |
| 2013          | -    | 1        | -        | -         | -        | -        | 1           | -        |
| 2015          | -    | -        | -        | 2         | -        | 1        | -           | -        |
| <b>Totals</b> | -    | <b>6</b> | <b>5</b> | <b>14</b> | <b>3</b> | <b>8</b> | <b>6+1=</b> | <b>4</b> |

| Men           | Gold | Silver   | Bronze   | 4th       | 5th      | 6th      | 7th      | 8th      |
|---------------|------|----------|----------|-----------|----------|----------|----------|----------|
| 1983          | -    | -        | -        | 1         | -        | 1        | 1        | -        |
| 1987          | -    | -        | -        | 1         | 1        | -        | 1        | -        |
| 1991          | -    | 1        | 1        | 1         | -        | -        | -        | -        |
| 1993          | -    | -        | 1        | -         | -        | -        | -        | -        |
| 1995          | -    | -        | 1        | 2         | -        | -        | -        | -        |
| 1997          | -    | -        | -        | 1         | -        | -        | -        | -        |
| 1999          | -    | 1        | -        | 1         | -        | -        | 1        | -        |
| 2001          | -    | -        | -        | 1         | -        | 1        | 1        | 1        |
| 2003          | -    | 2        | -        | -         | -        | -        | -        | -        |
| 2005          | -    | -        | 1        | -         | -        | 1        | -        | -        |
| 2007          | -    | -        | -        | -         | 2        | -        | -        | -        |
| 2009          | -    | -        | -        | 1         | -        | 1        | -        | -        |
| 2011          | -    | 1        | -        | -         | -        | -        | -        | -        |
| 2013          | -    | 1        | -        | -         | -        | -        | -        | -        |
| 2015          | -    | -        | -        | 1         | -        | -        | -        | -        |
| <b>Totals</b> | -    | <b>6</b> | <b>4</b> | <b>10</b> | <b>3</b> | <b>4</b> | <b>4</b> | <b>1</b> |

| Women         | Gold | Silver | Bronze   | 4th      | 5th | 6th      | 7th         | 8th      |
|---------------|------|--------|----------|----------|-----|----------|-------------|----------|
| 1983          | -    | -      | -        | -        | -   | 1        | -           | 1        |
| 1991          | -    | -      | -        | -        | -   | -        | -           | 2        |
| 1995          | -    | -      | 1        | -        | -   | -        | 1           | -        |
| 1997          | -    | -      | -        | -        | -   | 1        | -           | -        |
| 1999          | -    | -      | -        | 2        | -   | -        | -           | -        |
| 2001          | -    | -      | -        | 1        | -   | -        | 1=          | -        |
| 2003          | -    | -      | -        | -        | -   | 1        | -           | -        |
| 2013          | -    | -      | -        | -        | -   | -        | 1           | -        |
| 2015          | -    | -      | -        | 1        | -   | 1        | -           | -        |
| <b>Totals</b> | -    | -      | <b>1</b> | <b>4</b> | -   | <b>4</b> | <b>2+1=</b> | <b>3</b> |

**Medallists:**

|       |                 |                    |
|-------|-----------------|--------------------|
| Men   | Adrián Annus    | HT: 2003-2         |
|       | István Bagyula  | PV: 1991-2         |
|       | Róbert Fazekas  | DT: 2003-2         |
|       | Tibor Gécsek    | HT: 1993-3, 1995-3 |
|       | Attila Horváth  | DT: 1991-3         |
|       | Zsolt Németh    | HT: 1999-2         |
|       | Krisztián Pars  | HT: 2011-2, 2013-2 |
|       | Attila Zsivóczy | Dec: 2005-3        |
| Women | Rita Ináncsi    | Hep: 1995-3        |

**INA / Indonesia**

Years Entered: 1983 / 1987 / 1991 / 1993 / 1995 / 1997, then all from 2001

**Best Placings:**

Men Frederico Mahuse JT: 1995-35Q  
 Women Maria Londa TJ: 2007-27Q

**IND / India**

Years Entered: All from 1983

**Placing Tables:**

| Overall       | Gold | Silver | Bronze   | 4th      | 5th | 6th | 7th      | 8th      |
|---------------|------|--------|----------|----------|-----|-----|----------|----------|
| 2003          | -    | -      | 1        | -        | -   | -   | -        | -        |
| 2005          | -    | -      | -        | 1        | -   | -   | -        | -        |
| 2011          | -    | -      | -        | -        | -   | -   | 1        | 1        |
| 2013          | -    | -      | -        | -        | -   | -   | 1        | -        |
| 2015          | -    | -      | -        | -        | -   | -   | -        | 1        |
| <b>Totals</b> | -    | -      | <b>1</b> | <b>1</b> | -   | -   | <b>2</b> | <b>2</b> |

| Men           | Gold | Silver | Bronze | 4th | 5th | 6th | 7th      | 8th |
|---------------|------|--------|--------|-----|-----|-----|----------|-----|
| 2011          | -    | -      | -      | -   | -   | -   | 1        | -   |
| 2013          | -    | -      | -      | -   | -   | -   | 1        | -   |
| <b>Totals</b> | -    | -      | -      | -   | -   | -   | <b>2</b> | -   |

| Women         | Gold | Silver | Bronze   | 4th      | 5th | 6th | 7th | 8th      |
|---------------|------|--------|----------|----------|-----|-----|-----|----------|
| 2003          | -    | -      | 1        | -        | -   | -   | -   | -        |
| 2005          | -    | -      | -        | 1        | -   | -   | -   | -        |
| 2011          | -    | -      | -        | -        | -   | -   | -   | 1        |
| 2015          | -    | -      | -        | -        | -   | -   | -   | 1        |
| <b>Totals</b> | -    | -      | <b>1</b> | <b>1</b> | -   | -   | -   | <b>2</b> |

**Medallists:**

|       |                     |                    |
|-------|---------------------|--------------------|
| Men   | None. Best Placing: |                    |
|       | Vikas Gowda         | DT: 2011-7, 2013-7 |
| Women | Anju Bobby George   | LJ: 2003-3         |

**IRI / Iran**

Years Entered: 1983 / 1993 / 1995, then all from 1999

**Placing Table:**

| Men           | Gold | Silver | Bronze   | 4th | 5th | 6th | 7th      | 8th |
|---------------|------|--------|----------|-----|-----|-----|----------|-----|
| 2007          | -    | -      | -        | -   | -   | -   | 1        | -   |
| 2011          | -    | -      | 1        | -   | -   | -   | -        | -   |
| <b>Totals</b> | -    | -      | <b>1</b> | -   | -   | -   | <b>1</b> | -   |

**Medallists:**

|       |                     |              |
|-------|---------------------|--------------|
| Men   | Ehsan Hadadi        | DT: 2011-3   |
| Women | None. Best Placing: |              |
|       | Leyla Rajabi        | SP: 2009-25Q |

**IRL / Ireland**

Years Entered: All from 1980

**Placing Tables:**

| Overall       | Gold     | Silver   | Bronze   | 4th      | 5th      | 6th         | 7th      | 8th         |
|---------------|----------|----------|----------|----------|----------|-------------|----------|-------------|
| 1980          | -        | -        | -        | 1        | -        | -           | -        | -           |
| 1983          | 1        | -        | -        | -        | -        | -           | 1        | -           |
| 1993          | -        | 1        | -        | 1        | -        | 1           | -        | -           |
| 1995          | 1        | -        | -        | -        | -        | -           | -        | -           |
| 1997          | -        | -        | -        | -        | -        | -           | 1        | 1           |
| 1999          | -        | -        | -        | -        | -        | -           | -        | 1=          |
| 2003          | -        | 1        | -        | -        | -        | -           | -        | -           |
| 2007          | -        | -        | -        | -        | -        | 2           | -        | -           |
| 2009          | 1        | -        | -        | 1        | -        | 1           | -        | -           |
| 2011          | -        | -        | -        | -        | -        | 1=          | -        | -           |
| 2013          | 1        | -        | -        | -        | -        | -           | -        | -           |
| 2015          | -        | -        | -        | -        | 1        | -           | -        | -           |
| <b>Totals</b> | <b>4</b> | <b>2</b> | <b>-</b> | <b>3</b> | <b>1</b> | <b>4+1=</b> | <b>2</b> | <b>1+1=</b> |

| Men           | Gold     | Silver   | Bronze   | 4th      | 5th      | 6th      | 7th      | 8th       |
|---------------|----------|----------|----------|----------|----------|----------|----------|-----------|
| 1983          | 1        | -        | -        | -        | -        | -        | -        | -         |
| 1993          | -        | -        | -        | -        | -        | 1        | -        | -         |
| 1999          | -        | -        | -        | -        | -        | -        | -        | 1=        |
| 2007          | -        | -        | -        | -        | -        | 1        | -        | -         |
| 2009          | -        | -        | -        | -        | -        | 1        | -        | -         |
| 2013          | 1        | -        | -        | -        | -        | -        | -        | -         |
| 2015          | -        | -        | -        | -        | 1        | -        | -        | -         |
| <b>Totals</b> | <b>2</b> | <b>-</b> | <b>-</b> | <b>-</b> | <b>1</b> | <b>3</b> | <b>-</b> | <b>1=</b> |

| Women         | Gold     | Silver   | Bronze   | 4th      | 5th      | 6th         | 7th      | 8th      |
|---------------|----------|----------|----------|----------|----------|-------------|----------|----------|
| 1980          | -        | -        | -        | 1        | -        | -           | -        | -        |
| 1983          | -        | -        | -        | -        | -        | -           | 1        | -        |
| 1993          | -        | 1        | -        | 1        | -        | -           | -        | -        |
| 1995          | 1        | -        | -        | -        | -        | -           | -        | -        |
| 1997          | -        | -        | -        | -        | -        | -           | 1        | 1        |
| 2003          | -        | 1        | -        | -        | -        | -           | -        | -        |
| 2007          | -        | -        | -        | -        | -        | 1           | -        | -        |
| 2009          | 1        | -        | -        | 1        | -        | -           | -        | -        |
| 2011          | -        | -        | -        | -        | -        | 1=          | -        | -        |
| <b>Totals</b> | <b>2</b> | <b>2</b> | <b>-</b> | <b>3</b> | <b>-</b> | <b>1+1=</b> | <b>2</b> | <b>1</b> |

**Best Placings:**

|       |                         |                                     |
|-------|-------------------------|-------------------------------------|
| Men   | <b>Eamonn Coghlan</b>   | <b>5000m: 1983-1</b>                |
|       | <b>Robert Heffernan</b> | <b>50KmW: 2013-1</b>                |
| Women | <b>Olive Loughnane</b>  | <b>20KmW: 2009-1</b>                |
|       | Gillian O'Sullivan      | 20KmW: 2003-2                       |
|       | <b>Sonia O'Sullivan</b> | <b>1500m: 1993-2; 5000m: 1995-1</b> |

**IRQ / Iraq**

Years Entered: 1983 / 1997 / 1999, then all from 2007

**Best Placings:**

|       |                 |                |
|-------|-----------------|----------------|
| Men   | Mohamed Darwish | 800m: 1983-7h2 |
| Women | Alaa Jassim     | 400m: 2011-5h2 |

**ISL / Iceland**

Years Entered: All from 1983

**Placing Tables:**

| Overall       | Gold     | Silver   | Bronze   | 4th      | 5th      | 6th      | 7th      | 8th      |
|---------------|----------|----------|----------|----------|----------|----------|----------|----------|
| 1991          | -        | -        | -        | -        | -        | 1        | -        | -        |
| 2001          | -        | -        | -        | -        | -        | 1        | -        | -        |
| <b>Totals</b> | <b>-</b> | <b>-</b> | <b>-</b> | <b>-</b> | <b>-</b> | <b>2</b> | <b>-</b> | <b>-</b> |

| Men           | Gold     | Silver   | Bronze   | 4th      | 5th      | 6th      | 7th      | 8th      |
|---------------|----------|----------|----------|----------|----------|----------|----------|----------|
| 1991          | -        | -        | -        | -        | -        | 1        | -        | -        |
| <b>Totals</b> | <b>-</b> | <b>-</b> | <b>-</b> | <b>-</b> | <b>-</b> | <b>1</b> | <b>-</b> | <b>-</b> |

| Women         | Gold     | Silver   | Bronze   | 4th      | 5th      | 6th      | 7th      | 8th      |
|---------------|----------|----------|----------|----------|----------|----------|----------|----------|
| 2001          | -        | -        | -        | -        | -        | 1        | -        | -        |
| <b>Totals</b> | <b>-</b> | <b>-</b> | <b>-</b> | <b>-</b> | <b>-</b> | <b>1</b> | <b>-</b> | <b>-</b> |

**Best Placings:**

|       |                    |            |
|-------|--------------------|------------|
| Men   | Sigurdur Einarsson | JT: 1991-6 |
| Women | Thórey Elísdóttir  | PV: 2001-6 |

**ISR / Israel**

Years Entered: All from 1976

**Placing Tables:**

| Overall       | Gold     | Silver   | Bronze   | 4th      | 5th      | 6th      | 7th      | 8th      |
|---------------|----------|----------|----------|----------|----------|----------|----------|----------|
| 1997          | -        | -        | -        | -        | -        | -        | 1        | -        |
| 1999          | -        | -        | 1        | -        | -        | -        | -        | -        |
| 2001          | -        | 1        | -        | -        | -        | -        | -        | -        |
| 2007          | -        | -        | -        | -        | -        | -        | 1        | -        |
| 2013          | -        | -        | -        | -        | -        | 1        | -        | -        |
| 2015          | -        | 1        | -        | -        | -        | -        | -        | -        |
| <b>Totals</b> | <b>-</b> | <b>2</b> | <b>1</b> | <b>-</b> | <b>-</b> | <b>1</b> | <b>2</b> | <b>-</b> |

| Men           | Gold     | Silver   | Bronze   | 4th      | 5th      | 6th      | 7th      | 8th      |
|---------------|----------|----------|----------|----------|----------|----------|----------|----------|
| 1997          | -        | -        | -        | -        | -        | -        | 1        | -        |
| 1999          | -        | -        | 1        | -        | -        | -        | -        | -        |
| 2001          | -        | 1        | -        | -        | -        | -        | -        | -        |
| 2007          | -        | -        | -        | -        | -        | -        | 1        | -        |
| <b>Totals</b> | <b>-</b> | <b>1</b> | <b>1</b> | <b>-</b> | <b>-</b> | <b>-</b> | <b>2</b> | <b>-</b> |

| Women         | Gold     | Silver   | Bronze   | 4th      | 5th      | 6th      | 7th      | 8th      |
|---------------|----------|----------|----------|----------|----------|----------|----------|----------|
| 2013          | -        | -        | -        | -        | -        | 1        | -        | -        |
| 2015          | -        | 1        | -        | -        | -        | -        | -        | -        |
| <b>Totals</b> | <b>-</b> | <b>1</b> | <b>-</b> | <b>-</b> | <b>-</b> | <b>1</b> | <b>-</b> | <b>-</b> |

**Medallists:**

|       |                                     |                    |
|-------|-------------------------------------|--------------------|
| Men   | Aleksandr Averbukh                  | PV: 1999-3, 2001-2 |
| Women | Non. Best Placing:<br>Hanna Minenko | TJ: 2013-6         |

**ISV / US Virgin Islands**

Years Entered: 1976 / 1983 / 1987 / 1991 / 1993 / 1995 / 1997 / 1999, then all from 2003

**Placing Table:**

| Men           | Gold     | Silver   | Bronze   | 4th      | 5th      | 6th      | 7th      | 8th      |
|---------------|----------|----------|----------|----------|----------|----------|----------|----------|
| 2009          | -        | -        | -        | 1        | -        | -        | -        | -        |
| 2011          | -        | -        | -        | -        | -        | -        | 1        | -        |
| <b>Totals</b> | <b>-</b> | <b>-</b> | <b>-</b> | <b>1</b> | <b>-</b> | <b>-</b> | <b>1</b> | <b>-</b> |

**Best Placings:**

|       |                        |                |
|-------|------------------------|----------------|
| Men   | Tabarie Henry          | 400m: 2009-4   |
| Women | LaVerne Jones-Ferrette | 200m: 2009-3s2 |

**ITA / Italy**

Years Entered: 1976, then all from 1983

**Placing Tables:**

| Overall | Gold | Silver | Bronze | 4th | 5th | 6th | 7th | 8th |
|---------|------|--------|--------|-----|-----|-----|-----|-----|
| 1976    | -    | -      | -      | -   | -   | -   | 1   | -   |
| 1983    | 1    | 1      | 1      | -   | 1   | 2   | 6   | -   |
| 1987    | 2    | 2      | 1      | 2   | 1   | 2   | 3   | -   |

|               |           |              |           |           |              |           |              |              |
|---------------|-----------|--------------|-----------|-----------|--------------|-----------|--------------|--------------|
| 1991          | 1         | -            | -         | 1         | 1            | 3         | 5            | 3            |
| 1993          | -         | 3            | 1         | 1         | -            | 3         | -            | 2            |
| 1995          | 2         | 2            | 2         | 1         | 2            | 1         | 2            | 1            |
| 1997          | 1         | 1            | 1         | 2         | 2            | -         | 3+1=         | 5            |
| 1999          | 2         | 2            | -         | -         | 3            | 3         | 1            | 2            |
| 2001          | 1         | 1            | 2         | 3         | -            | -         | -            | 2            |
| 2003          | 1         | -            | 2         | -         | 1            | 4         | 1            | 1            |
| 2005          | -         | -            | 1         | -         | 1+2=         | -         | 1            | 2            |
| 2007          | -         | 1+1=         | 1         | -         | 2            | -         | 1            | 1            |
| 2009          | -         | -            | 1         | 1         | -            | 2         | 2+1=         | 2            |
| 2011          | -         | -            | 2         | -         | 1            | 1         | 1            | 2            |
| 2013          | -         | 1            | -         | -         | 1            | 1         | 1+1=         | 1            |
| 2015          | -         | -            | -         | 1         | 1            | -         | -            | 1+1=         |
| <b>Totals</b> | <b>11</b> | <b>14+1=</b> | <b>15</b> | <b>12</b> | <b>17+2=</b> | <b>22</b> | <b>28+3=</b> | <b>25+1=</b> |

| Men           | Gold     | Silver   | Bronze   | 4th      | 5th          | 6th       | 7th          | 8th          |
|---------------|----------|----------|----------|----------|--------------|-----------|--------------|--------------|
| 1976          | -        | -        | -        | -        | -            | -         | 1            | -            |
| 1983          | 1        | 1        | 1        | 2        | 1            | 2         | 3            | -            |
| 1987          | 2        | 2        | 1        | 2        | 1            | 2         | 3            | -            |
| 1991          | 1        | -        | -        | 1        | 1            | 2         | 3            | 3            |
| 1993          | -        | 2        | 1        | -        | -            | 1         | -            | 1            |
| 1995          | 1        | 1        | 1        | -        | 1            | -         | 2            | -            |
| 1997          | -        | -        | -        | 2        | -            | -         | 3            | 3            |
| 1999          | 2        | 1        | -        | -        | 3            | 2         | 1            | 1            |
| 2001          | -        | 1        | 1        | 1        | -            | -         | -            | 1            |
| 2003          | 1        | -        | 1        | -        | 1            | 1         | -            | -            |
| 2005          | -        | -        | 1        | -        | 2=           | -         | -            | -            |
| 2007          | -        | 1        | 1        | -        | 1            | -         | -            | -            |
| 2009          | -        | -        | 1        | -        | -            | 1         | 1+1=         | -            |
| 2011          | -        | -        | -        | -        | 1            | 1         | 1            | 1            |
| 2013          | -        | -        | -        | -        | -            | -         | 1            | 1            |
| 2015          | -        | -        | -        | 1        | -            | -         | -            | 1+1=         |
| <b>Totals</b> | <b>8</b> | <b>9</b> | <b>9</b> | <b>7</b> | <b>10+2=</b> | <b>10</b> | <b>21+1=</b> | <b>12+1=</b> |

| Women         | Gold     | Silver      | Bronze   | 4th      | 5th      | 6th       | 7th         | 8th       |
|---------------|----------|-------------|----------|----------|----------|-----------|-------------|-----------|
| 1983          | -        | -           | -        | -        | -        | 2         | 1           | -         |
| 1991          | -        | -           | -        | -        | -        | 1         | 2           | -         |
| 1993          | -        | 1           | -        | 1        | -        | 2         | -           | 1         |
| 1995          | 1        | 1           | 1        | 1        | 1        | 1         | -           | 1         |
| 1997          | 1        | 1           | 1        | -        | 2        | -         | 1=          | 2         |
| 1999          | -        | 1           | -        | -        | -        | 1         | -           | 1         |
| 2001          | 1        | -           | 1        | 2        | -        | -         | -           | 1         |
| 2003          | -        | -           | 1        | -        | -        | 3         | 1           | 1         |
| 2005          | -        | -           | -        | -        | 1        | -         | 1           | 2         |
| 2007          | -        | 1=          | -        | -        | 1        | -         | 1           | 1         |
| 2009          | -        | -           | -        | 1        | -        | 1         | 1           | 2         |
| 2011          | -        | -           | 2        | -        | -        | -         | -           | 1         |
| 2013          | -        | 1           | -        | -        | 1        | 1         | 1=          | -         |
| 2015          | -        | -           | -        | -        | 1        | -         | -           | -         |
| <b>Totals</b> | <b>3</b> | <b>5+1=</b> | <b>6</b> | <b>5</b> | <b>7</b> | <b>12</b> | <b>7+2=</b> | <b>13</b> |

**Medallists:**

|     |                           |                                  |
|-----|---------------------------|----------------------------------|
| Men | Alessandro Andrei         | SP: 1987-2                       |
|     | Stefano Baldini           | Mar: 2001-3, 2003-3              |
|     | Gelindo Bordin            | Mar: 1987-3                      |
|     | <b>Ivano Brugnetti</b>    | <b>50KmW: 1999-1</b>             |
|     | Angelo Cipolloni          | 4x100mR: 1995-3                  |
|     | <b>Alberto Cova</b>       | <b>10,000m: 1983-1</b>           |
|     | Giuseppe D'Urso           | 800m: 1993-2                     |
|     | <b>Maurizio Damilano</b>  | <b>20KmW: 1987-1, 1991-1</b>     |
|     | Giovanni De Benedictis    | 20KmW: 1993-2                    |
|     | <b>Michele Didoni</b>     | <b>20KmW: 1995-1</b>             |
|     | Sandro Floris             | 4x100mR: 1995-3                  |
|     | <b>Giuseppe Gibilisco</b> | <b>PV: 2003-1</b>                |
|     | Andrew Howe               | LJ: 2007-2                       |
|     | Alessandro Lambruschini   | 3000mSC: 1993-3                  |
|     | Ezio Madonia              | 4x100mR: 1995-3                  |
|     | Pietro Mennea             | 200m: 1983-3; 4x100mR:<br>1983-2 |
|     | Vincenzo Modica           | Mar: 1999-2                      |

|       |                          |  |
|-------|--------------------------|--|
|       | <b>Fabrizio Mori</b>     | <b>400mH: 1999-1, 2001-2</b>               |
|       | <b>Francesco Panetta</b> | 10,000m: 1987-2;<br><b>3000mSC: 1987-1</b> |
|       | Pierfrancesco Pavoni     | 4x100mR: 1983-2                            |
|       | Giovanni Perricelli      | 50KmW: 1995-2                              |
|       | Giovanni Puggioni        | 4x100mR: 1995-3                            |
|       | Giorgio Rubino           | 20KmW: 2009-3                              |
|       | Alex Schwazer            | 50KmW: 2005-3, 2007-3                      |
|       | Carlo Simionato          | 4x100mR: 1983-2                            |
|       | Stefano Tilli            | 4x100mR: 1983-2                            |
| Women | Roberta Brunet           | 5000m: 1997-2                              |
|       | Antonietta Di Martino    | HJ: 2007-2=, 2011-3                        |
|       | Ornella Ferrara          | Mar: 1995-3                                |
|       | Magdelín Martínez        | TJ: 2003-3                                 |
|       | <b>Fiona May</b>         | <b>LJ: 1995-1, 1997-3, 1999-2, 2001-1</b>  |
|       | Elisabetta Perrone       | 10KmW: 1995-2; 20KmW:<br>2001-3            |
|       | Elisa Rigaud             | 20KmW: 2011-3                              |
|       | Ileana Salvador          | 10KmW: 1993-2                              |
|       | <b>Annarita Sidoti</b>   | <b>10,000mW: 1997-1</b>                    |
|       | Valeria Straneo          | Mar: 2013-2                                |

**IVB / British Virgin Islands**

Years Entered: All from 1983

**Best Placings:**

|       |                  |                |
|-------|------------------|----------------|
| Men   | Paul Hewlett     | Dec: 1987-18   |
| Women | Tahesia Harrigan | 100m: 2009-7s1 |

**IWP / Independent World Championship Participant**

Year Entered: 1993

Yugoslavian athletes competed under this title in 1993

**Placing Table:**

| Men           | Gold     | Silver   | Bronze   | 4th      | 5th      | 6th      | 7th      | 8th      |
|---------------|----------|----------|----------|----------|----------|----------|----------|----------|
| 1993          | -        | -        | -        | -        | 1        | -        | -        | -        |
| <b>Totals</b> | <b>-</b> | <b>-</b> | <b>-</b> | <b>-</b> | <b>1</b> | <b>-</b> | <b>-</b> | <b>-</b> |

**Best Placings:**

|       |                 |                  |
|-------|-----------------|------------------|
| Men   | Dragan Perić    | SP: 1993-5       |
| Women | Suzana Ćirić    | 10,000m: 1993-19 |
|       | Daniela Čurović | SP: 1993-19Q     |

**JAM / Jamaica**

Years Entered: All from 1983

**Placing Tables:**

| Overall | Gold | Silver | Bronze | 4th | 5th | 6th | 7th | 8th |
|---------|------|--------|--------|-----|-----|-----|-----|-----|
| 1983    | 1    | 1      | 1      | 1   | 1   | -   | 1   | -   |
| 1987    | -    | 1      | 3      | 1   | -   | 2   | -   | -   |
| 1991    | 1    | 1      | 3      | -   | -   | 3   | -   | -   |
| 1993    | 1    | 1      | 3      | 1   | -   | 2   | 4   | 1   |
| 1995    | 1    | 4      | 2      | 1   | -   | 2   | 1   | 3   |
| 1997    | -    | 4      | 3      | 1   | 2   | -   | 2   | -   |
| 1999    | -    | 2      | 3+1=   | -   | 2   | 1   | 2   | 2   |
| 2001    | 1    | 3      | 2      | 1   | 1   | 1   | 2   | 2   |
| 2003    | -    | 4      | 2      | 2   | 3   | -   | -   | 1   |
| 2005    | 1    | 5      | 2      | 3   | 1   | 2   | 1   | 2   |
| 2007    | 1    | 6      | 3      | 2   | 1   | 3   | 3   | 1   |
| 2009    | 7    | 4      | 2      | 3   | 4   | 2   | 1   | 1   |
| 2011    | 4    | 4      | 1      | 3   | 4   | 1   | 2   | 1   |



|                    |                          |               |               |            |  |            |            |            |
|--------------------|--------------------------|---------------|---------------|------------|--|------------|------------|------------|
| 2013               | 6                        | 2             | 2             | 3          | 2  | -          | 1          | 3          |
| 2015               | 7                        | 2             | 3             | 3          | 3  | 2          | 4          | 3          |
| <b>Totals</b>      | <b>31</b>                | <b>44</b>     | <b>35+1=</b>  | <b>25</b>  | <b>24</b>  | <b>21</b>  | <b>24</b>  | <b>20</b>  |
| <b>Men</b>         | <b>Gold</b>              | <b>Silver</b> | <b>Bronze</b> | <b>4th</b> | <b>5th</b>   | <b>6th</b> | <b>7th</b> | <b>8th</b> |
| 1983               | 1                        | -             | -             | -          | -  | -          | 1          | -          |
| 1987               | -                        | 1             | 1             | -          | -  | 1          | -          | -          |
| 1991               | -                        | 1             | 1             | -          | -  | 2          | -          | -          |
| 1993               | -                        | -             | 1             | -          | -  | 1          | 1          | 1          |
| 1995               | -                        | 2             | 1             | 1          | -  | 1          | -          | 1          |
| 1997               | -                        | 1             | -             | 1          | -  | -          | 1          | -          |
| 1999               | -                        | 1             | -             | -          | 1  | -          | 1          | -          |
| 2001               | -                        | 2             | 1             | -          | -  | -          | 1          | -          |
| 2003               | -                        | 2             | 1             | 1          | 2  | -          | -          | -          |
| 2005               | -                        | 1             | 1             | 1          | 1  | 1          | 1          | 1          |
| 2007               | -                        | 3             | 1             | 1          | 1  | 2          | 1          | 1          |
| 2009               | 3                        | -             | 1             | -          | 2  | 1          | 1          | -          |
| 2011               | 3                        | -             | 1             | 1          | 1  | -          | 1          | -          |
| 2013               | 3                        | 2             | 1             | 2          | 1  | -          | -          | 2          |
| 2015               | 3                        | 1             | 1             | 1          | -  | 1          | 2          | 1          |
| <b>Totals</b>      | <b>13</b>                | <b>17</b>     | <b>12</b>     | <b>9</b>   | <b>9</b>   | <b>10</b>  | <b>11</b>  | <b>7</b>   |
| <b>Women</b>       | <b>Gold</b>              | <b>Silver</b> | <b>Bronze</b> | <b>4th</b> | <b>5th</b>   | <b>6th</b> | <b>7th</b> | <b>8th</b> |
| 1983               | -                        | 1             | 1             | 1          | 1  | -          | -          | -          |
| 1987               | -                        | -             | 2             | 1          | -  | 1          | -          | -          |
| 1991               | 1                        | -             | 2             | -          | -  | 1          | -          | -          |
| 1993               | 1                        | 1             | 2             | 1          | -  | 1          | 3          | -          |
| 1995               | 1                        | 2             | 1             | -          | -  | 1          | 1          | 2          |
| 1997               | -                        | 3             | 3             | -          | 2  | -          | 1          | -          |
| 1999               | -                        | 1             | 3+1=          | -          | 1  | 1          | 1          | 2          |
| 2001               | 1                        | 1             | 1             | 1          | 1  | 1          | 1          | 2          |
| 2003               | -                        | 2             | 1             | 1          | 1  | -          | -          | 1          |
| 2005               | 1                        | 4             | 1             | 2          | -  | 1          | -          | 1          |
| 2007               | 1                        | 3             | 2             | 1          | -  | 1          | 2          | -          |
| 2009               | 4                        | 4             | 1             | 3          | 2  | 1          | -          | 1          |
| 2011               | 1                        | 4             | -             | 2          | 3  | 1          | 1          | 1          |
| 2013               | 3                        | -             | 1             | 1          | 1  | -          | 1          | 1          |
| 2015               | 4                        | 1             | 2             | 2          | 3  | 1          | 2          | 2          |
| <b>Totals</b>      | <b>18</b>                | <b>27</b>     | <b>23+1=</b>  | <b>16</b>  | <b>15</b>  | <b>11</b>  | <b>13</b>  | <b>13</b>  |
| <b>Medallists:</b> |                          |               |               |            |  |            |            |            |
| Men                | Marvin Anderson          |               |               |            | 4x100mR: 2007-2  |            |            |            |
|                    | <b>Nickel Ashmeade</b>   |               |               |            | <b>4x100mR: 2013-1, 2015-1</b>   |            |            |            |
|                    | Sanjay Ayre              |               |               |            | 4x400mR: 2005-3  |            |            |            |
|                    | <b>Oshane Bailey</b>     |               |               |            | <b>4x100mR: 2013-1</b> (ran ht)  |            |            |            |
|                    | <b>Kemar Bailey-Cole</b> |               |               |            | <b>4x100mR: 2013-1</b>   |            |            |            |
|                    | James Beckford           |               |               |            | LJ: 1995-2, 2003-2   |            |            |            |
|                    | Javere Bell              |               |               |            | 4x400mR: 2013-2 (ran ht)   |            |            |            |
|                    | Michael Blackwood        |               |               |            | 400m: 2003-3; 4x400mR: 2001-2 (ran ht), 2003-2, 2005-3 (ran ht)  |            |            |            |
|                    | Dennis Blake             |               |               |            | 4x400mR: 1995-2 (ran ht)   |            |            |            |
|                    | <b>Yohan Blake</b>       |               |               |            | <b>100m: 2011-1; 4x100mR: 2011-1</b>   |            |            |            |
|                    | <b>Usain Bolt</b>        |               |               |            | <b>100m: 2009-1, 2013-1, 2015-1; 200m: 2007-2, 2009-1, 2011-1, 2013-1, 2015-1; 4x100mR: 2007-2, 2009-1, 2011-1, 2013-1, 2015-1</b> |            |            |            |
|                    | Omar A. Brown            |               |               |            | 4x400mR: 1999-2 (ran ht)   |            |            |            |
|                    | Howard Burnett           |               |               |            | 4x400mR: 1991-3 (ran ht)   |            |            |            |
|                    | <b>Bert Cameron</b>      |               |               |            | <b>400m: 1983-1</b>  |            |            |            |
|                    | Michael Campbell         |               |               |            | 4x400mR: 2003-2 (ran ht)   |            |            |            |
|                    | <b>Nesta Carter</b>      |               |               |            | <b>100m: 2013-3; 4x100mR: 2007-2, 2011-1, 2013-1, 2015-1</b>   |            |            |            |
|                    | Davian Clarke            |               |               |            | 4x400mR: 1995-2, 1997-2, 1999-2, 2003-2, 2005-3  |            |            |            |
|                    | <b>Lerone Clarke</b>     |               |               |            | <b>4x100mR: 2009-1</b> (ran ht)  |            |            |            |

|                                |  |
|--------------------------------|--|
| Paxton Coke                    | 4x400mR: 1999-2 (ran ht)   |
| <b>Rasheed Dwyer</b>           | <b>4x100mR: 2015-1</b> (ran ht)  |
| Seymour Fagan                  | 4x400mR: 1991-3  |
| Allodin Fothergill             | 4x400mR: 2011-3  |
| Javon Francis                  | 4x400mR: 2013-2  |
| <b>Michael Frater</b>          | <b>100m: 2005-2; 4x100mR: 2009-1, 2011-1</b>   |
| Jermaine Gonzales              | 4x400mR: 2011-3  |
| Winthrop Graham                | 400mH: 1991-2, 1993-3; 4x400mR: 1991-3   |
| Leford Green                   | 4x400mR: 2011-3  |
| Greg Haughton                  | 400m: 1995-3, 2001-3; 4x400mR: 1995-2, 1997-2, 1999-2, 2001-2  |
| Riker Hylton                   | 4x400mR: 2011-3  |
| Omar Johnson                   | 4x400mR: 2013-2  |
| Linval Laird                   | 4x400mR: 1997-2 (ran ht)   |
| <b>Dexter Lee</b>              | <b>4x100mR: 2011-1</b> (ran ht)  |
| John Mair                      | 4x100mR: 1987-3  |
| Michael McDonald               | 4x400mR: 1995-2, 1997-2, 1999-2  |
| Rusheen McDonald               | 4x400mR: 2013-2  |
| Danny McFarlane                | 4x400mR: 1995-2, 1997-2, 1999-2, 2001-2, 2003-2  |
| Greg Meghoo                    | 4x100mR: 1987-3 (ran ht)   |
| Devon Morris                   | 4x400mR: 1991-3  |
| <b>Steve Mullings</b>          | <b>4x100mR: 2007-2</b> (ran ht), <b>2009-1</b>   |
| Patrick O'Connor               | 4x400mR: 1991-3  |
| Hansle Parchment               | 110mH: 2015-2  |
| <b>Asafa Powell</b>            | <b>100m: 2007-3, 2009-3; 4x100mR: 2007-2, 2009-1, 2015-1</b>   |
| O'Dayne Richards               | SP: 2015-3   |
| Brandon Simpson                | 4x400mR: 2001-2, 2003-2, 2005-3  |
| Andrew Smith                   | 4x100mR: 1987-3  |
| Maurice Smith                  | Dec: 2007-2  |
| Lansford Spence                | 4x400mR: 2003-2 (ran ht), 2005-3, 2011-3 (ran ht)  |
| Edino Steele                   | 4x400mR: 2013-2  |
| Ray Stewart                    | 100m: 1987-2; 4x100mR: 1987-3  |
| <b>Dwight Thomas</b>           | <b>4x100mR: 2007-2</b> (ran ht), <b>2009-1</b> (ran ht)  |
| Marvin Watts                   | 4x400mR: 2001-2 (ran ht)   |
| <b>Warren Weir</b>             | <b>200m: 2013-2; 4x100mR: 2013-1</b> (ran ht)  |
| Chris Williams                 | 200m: 2001-2; 4x400mR: 2001-2  |
| Clive Wright                   | 4x100mR: 1987-3  |
| <b>Aleen Bailey</b>            | <b>4x100mR: 1999-3, 2005-2, 2009-1</b>   |
| Allison Beckford               | 4x400mR: 2003-3  |
| <b>Sheri-Ann Brooks</b>        | <b>4x100mR: 2007-2, 2013-1</b> (ran ht)  |
| Danielle Browning              | 4x100mR: 2005-2  |
| <b>Michelle Burgher</b>        | <b>4x400mR: 2001-1</b> (ran ht), 2003-3 (ran ht)   |
| <b>Schillonie Calvert</b>      | <b>4x100mR: 2013-1</b>   |
| Juliet Campbell                | 4x100mR: 1993-3, 2001-3  |
| <b>Veronica Campbell-Brown</b> | <b>100m: 2005-2, 2007-1, 2011-2; 200m: 2007-2, 2009-2, 2011-1, 2015-3; 4x100mR: 2005-2, 2007-2, 2011-2, 2015-1</b> |
| <b>Juliet Cuthbert</b>         | <b>4x100mR: 1983-3, 1991-1, 1995-2, 1997-2</b>   |
| <b>Christine Day</b>           | <b>4x400mR: 2015-1</b>   |
| Peta-Gaye Dowdie               | 4x100mR: 1999-3  |

Women

**Dahlia Duhaney** **4x100mR:** 1991-1, 1993-3 (ran ht), 1995-2  
**Delloreen Ennis-London** 100mH: 2005-2, 2007-3, 2009-3  
**Simone Facey** **4x100mR:** 2007-2, **2009-1**  
**Brigitte Foster-Hylton** **100mH:** 2003-2, 2005-3, **2009-1**  
**Shelly-Ann Fraser-Pryce** **100m:** **2009-1, 2013-1, 2015-1**; **200m:** **2013-1**; **4x100mR:** 2007-2 (ran ht), **2009-1, 2011-2, 2013-1, 2015-1**  
**Merlene Frazer** 200m: 1999-3=; **4x100mR:** **1991-1** (ran ht), 1997-2, 1999-3, 2001-3  
**Michelle Freeman** 100mH: 1997-3; 4x100mR: 1993-3, 1995-2 (ran ht)  
**Chris Ann Gordon** **4x400mR:** **2015-1** (ran ht)  
**Elva Goulbourne** 4x100mR: 2001-3 (ran ht)  
**Lorraine Graham/Fenton** 400m: 1999-3, 2001-2, 2003-2; **4x400mR:** 1997-3, **2001-1, 2003-3, 2005-2**  
**Beverley Grant** 4x100mR: 1997-2  
**Patricia Hall** 4x400mR: 2011-2 (ran ht)  
**Deon Hemmings** 400mH: 1995-3, 1997-2, 1999-3; **4x400mR:** 1997-3, **2001-1** (ran ht)  
**Lelieth Hodges** 4x100mR: 1983-3  
**Nadia Hutchinson** 4x400mR: 1997-3 (ran ht)  
**Shericka Jackson** 400m: 2015-3; **4x400mR:** **2015-1**  
**Anasthasia Leroy** **4x400mR:** 2007-2 (ran ht), **2015-1** (ran ht)  
**Jura Levy** 4x100mR: 2011-2 (ran ht)  
**Shereefa Lloyd** 4x400mR: 2007-2, 2009-2, 2011-2 (ran ht)  
**Beverly McDonald** 200m: 1999-2; **4x100mR:** **1991-1, 1995-2, 1997-2, 1999-3, 2001-3, 2005-2** (ran ht)  
**Stephenie Ann McPherson** 400m: 2013-3; **4x400mR:** **2015-1**  
**Nikole Mitchell** 4x100mR: 1993-3  
**Natasha Morrison** **4x100mR:** **2015-1**  
**Merlene Ottey** 100m: 1987-3, 1991-3, 1993-2, 1995-2; **200m:** 1983-2, 1987-3, 1991-3, **1993-1, 1995-1, 1997-3**; **4x100mR:** 1983-3, **1991-1, 1993-3, 1995-2**  
**Debbie-Ann Parris** **4x400mR:** **2001-1**  
**Davita Prendergast** 4x400mR: 2007-2, 2011-2  
**Jackie Pusey** 4x100mR: 1983-3  
**Sandie Richards** 400m: 1993-3, 1997-2; **4x400mR:** 1997-3, **2001-1, 2003-3**  
**Carrie Russell** **4x100mR:** **2013-1**  
**Catherine Scott** **4x400mR:** **2001-1**  
**Sherone Simpson** **4x100mR:** 2005-2, 2011-2, **2015-1** (ran ht)  
**Ronetta Smith** 4x400mR: 2003-3, 2005-2  
**Trecia Smith** **TJ:** **2005-1**  
**Kaliese Spencer** 4x400mR: 2009-2 (ran ht)  
**Kerron Stewart** 100m: 2009-2; **4x100mR:** 2007-2, **2009-1, 2011-2, 2013-1, 2015-1** (ran ht)  
**Elaine Thompson** 200m: 2015-2; **4x100mR:** **2015-1**  
**Inez Turner** 4x400mR: 1997-3  
**Astia Walker** 4x100mR: 2001-3

**Melaine Walker** **400mH:** **2009-1, 2011-2**  
 Rosemarie Whyte 4x400mR: 2009-2, 2011-2  
**Danielle Williams** **100mH:** **2015-1**  
 Shericka Williams 400m: 2009-2; 4x400mR: 2005-2, 2007-2, 2009-2, 2011-2  
**Novlene Williams-Mills** 400m: 2007-3; **4x400mR:** 2005-2, 2007-2, 2009-2, 2011-2, **2015-1**

---

**JOR / Jordan**


---

**Years Entered:** 1983 / 1987 / 1991 / 1993 / 1995 / 1997 / 1999 / 2001 / 2003 / 2005 / 2007 / 2009 / 2013 / 2015

**Best Placings:**

Men Musab Al-Momani DT: 2013-21Q  
 Women Nada Kawar SP: 1997-24Q

---

**JPN / Japan**


---

**Years Entered:** All from 1983

**Placing Tables:**

|               | Overall  | Gold     | Silver    | Bronze    | 4th       | 5th       | 6th       | 7th      | 8th |
|---------------|----------|----------|-----------|-----------|-----------|-----------|-----------|----------|-----|
| 1987          | -        | -        | -         | -         | -         | -         | 1         | -        | -   |
| 1991          | 1        | 1        | -         | 1         | 1         | -         | 2         | -        | -   |
| 1993          | 1        | -        | 1         | -         | 1         | -         | -         | -        | -   |
| 1995          | -        | -        | -         | -         | 1         | -         | 1         | 1        | 1   |
| 1997          | 1        | -        | 1         | 1         | -         | 1         | -         | 1        | 1   |
| 1999          | -        | 1        | 1         | 1         | 1         | 1         | 1         | 1        | 1   |
| 2001          | -        | 2        | 1         | 2         | 1         | -         | 1         | 1        | 1   |
| 2003          | -        | 1        | 3         | 1         | 1         | 1         | 1         | 1        | -   |
| 2005          | -        | -        | 2         | 1         | -         | 1         | -         | 4        | -   |
| 2007          | -        | -        | 1         | -         | 2         | 3         | 1         | -        | -   |
| 2009          | -        | 1        | 1         | 1         | -         | 2         | 2         | -        | -   |
| 2011          | 1        | -        | -         | -         | 3         | 1         | -         | 1        | -   |
| 2013          | -        | -        | 1         | 1         | 2         | 4         | -         | -        | -   |
| 2015          | -        | -        | 1         | 1         | -         | -         | 1         | -        | -   |
| <b>Totals</b> | <b>4</b> | <b>6</b> | <b>13</b> | <b>10</b> | <b>13</b> | <b>15</b> | <b>10</b> | <b>9</b> |     |

| Men           | Gold     | Silver   | Bronze   | 4th      | 5th       | 6th       | 7th      | 8th      |
|---------------|----------|----------|----------|----------|-----------|-----------|----------|----------|
| 1987          | -        | -        | -        | -        | -         | 1         | -        | -        |
| 1991          | 1        | -        | -        | -        | 1         | -         | 2        | -        |
| 1993          | -        | -        | -        | -        | 1         | -         | -        | -        |
| 1995          | -        | -        | -        | -        | 1         | -         | 1        | -        |
| 1997          | -        | -        | -        | -        | -         | 1         | -        | -        |
| 1999          | -        | -        | 1        | -        | -         | 1         | 1        | -        |
| 2001          | -        | 1        | 1        | 1        | 1         | -         | 1        | 1        |
| 2003          | -        | -        | 2        | -        | 1         | 1         | 1        | -        |
| 2005          | -        | -        | 2        | 1        | -         | -         | -        | 3        |
| 2007          | -        | -        | -        | -        | 2         | 2         | 1        | -        |
| 2009          | -        | -        | 1        | 1        | -         | 1         | -        | -        |
| 2011          | 1        | -        | -        | -        | 2         | 1         | -        | 1        |
| 2013          | -        | -        | -        | -        | 1         | 4         | -        | -        |
| 2015          | -        | -        | 1        | 1        | -         | -         | -        | -        |
| <b>Totals</b> | <b>2</b> | <b>1</b> | <b>8</b> | <b>4</b> | <b>10</b> | <b>12</b> | <b>7</b> | <b>5</b> |

| Women | Gold | Silver | Bronze | 4th | 5th | 6th | 7th | 8th |
|-------|------|--------|--------|-----|-----|-----|-----|-----|
| 1991  | -    | 1      | -      | 1   | -   | -   | -   | -   |
| 1993  | 1    | -      | 1      | -   | -   | -   | -   | -   |
| 1995  | -    | -      | -      | -   | -   | -   | -   | 1   |
| 1997  | 1    | -      | 1      | 1   | -   | -   | -   | 1   |
| 1999  | -    | 1      | -      | 1   | 1   | -   | -   | 1   |
| 2001  | -    | 1      | -      | 1   | -   | -   | -   | -   |
| 2003  | -    | 1      | 1      | 1   | -   | -   | -   | -   |
| 2005  | -    | -      | -      | -   | -   | 1   | -   | 1   |

|               |          |          |          |          |          |          |          |          |
|---------------|----------|----------|----------|----------|----------|----------|----------|----------|
| 2007          | -        | -        | 1        | -        | -        | 1        | -        | -        |
| 2009          | -        | 1        | -        | -        | -        | 1        | 2        | -        |
| 2011          | -        | -        | -        | -        | 1        | -        | -        | -        |
| 2013          | -        | -        | 1        | 1        | 1        | -        | -        | -        |
| 2015          | -        | -        | -        | -        | -        | -        | 1        | -        |
| <b>Totals</b> | <b>2</b> | <b>5</b> | <b>5</b> | <b>6</b> | <b>3</b> | <b>3</b> | <b>3</b> | <b>4</b> |

**Medallists:**

|       |                         |                                   |
|-------|-------------------------|-----------------------------------|
| Men   | Yukifumi Murakami       | JT: 2009-3                        |
|       | <b>Koji Murofushi</b>   | <b>HT: 2001-2, 2003-3, 2011-1</b> |
|       | Tsuyoshi Ogata          | Mar: 2005-3                       |
|       | Nobuyuki Sato           | Mar: 1999-3                       |
|       | Shingo Suetsugu         | 200m: 2003-3                      |
|       | Dai Tamesue             | 400mH: 2001-3, 2005-3             |
|       | <b>Hiromi Taniguchi</b> | <b>Mar: 1991-1</b>                |
|       | Takayuki Tanii          | 50KmW: 2015-3                     |
| Women | Tomoe Abe               | Mar: 1993-3                       |
|       | <b>Junko Asari</b>      | <b>Mar: 1993-1</b>                |
|       | Masako Chiba            | 10,000m: 1997-3; Mar:<br>2003-3   |
|       | Kayoko Fukushi          | Mar: 2013-3                       |
|       | Ari Ichihashi           | Mar: 1999-2                       |
|       | Mizuki Noguchi          | Mar: 2003-2                       |
|       | Yoshimi Ozaki           | Mar: 2009-2                       |
|       | <b>Hiromi Suzuki</b>    | <b>Mar: 1997-1</b>                |
|       | Reiko Tosa              | Mar: 2001-2, 2007-3               |
|       | Sachiko Yamashita       | Mar: 1991-2                       |

**KAZ / Kazakhstan**

Years Entered: All from 1993

See also USSR for 1983-1991

**Placing Tables:**

| Overall       | Gold     | Silver   | Bronze   | 4th      | 5th      | 6th      | 7th       | 8th      |
|---------------|----------|----------|----------|----------|----------|----------|-----------|----------|
| 1993          | -        | 1        | -        | -        | -        | -        | -         | 1        |
| 1995          | -        | 1        | -        | -        | -        | -        | -         | 1        |
| 1999          | -        | -        | -        | 1        | -        | -        | 1=        | 2        |
| 2001          | -        | -        | 1        | -        | -        | -        | -         | -        |
| 2003          | -        | -        | 1        | -        | -        | -        | -         | -        |
| 2007          | -        | -        | 1        | -        | -        | -        | 1=        | -        |
| 2011          | -        | 1        | -        | -        | -        | -        | -         | -        |
| 2015          | -        | -        | 1        | -        | -        | -        | -         | -        |
| <b>Totals</b> | <b>-</b> | <b>3</b> | <b>4</b> | <b>1</b> | <b>-</b> | <b>-</b> | <b>2=</b> | <b>4</b> |

| Men           | Gold     | Silver   | Bronze   | 4th      | 5th      | 6th      | 7th       | 8th      |
|---------------|----------|----------|----------|----------|----------|----------|-----------|----------|
| 1993          | -        | 1        | -        | -        | -        | -        | -         | -        |
| 1999          | -        | -        | -        | -        | -        | -        | 1=        | -        |
| 2003          | -        | -        | 1        | -        | -        | -        | -         | -        |
| 2007          | -        | -        | 1        | -        | -        | -        | -         | -        |
| <b>Totals</b> | <b>-</b> | <b>1</b> | <b>2</b> | <b>-</b> | <b>-</b> | <b>-</b> | <b>1=</b> | <b>-</b> |

| Women         | Gold     | Silver   | Bronze   | 4th      | 5th      | 6th      | 7th       | 8th      |
|---------------|----------|----------|----------|----------|----------|----------|-----------|----------|
| 1993          | -        | -        | -        | -        | -        | -        | -         | 1        |
| 1995          | -        | 1        | -        | -        | -        | -        | -         | 1        |
| 1999          | -        | -        | -        | 1        | -        | -        | -         | 2        |
| 2001          | -        | -        | 1        | -        | -        | -        | -         | -        |
| 2007          | -        | -        | -        | -        | -        | -        | 1=        | -        |
| 2011          | -        | 1        | -        | -        | -        | -        | -         | -        |
| 2015          | -        | -        | 1        | -        | -        | -        | -         | -        |
| <b>Totals</b> | <b>-</b> | <b>2</b> | <b>2</b> | <b>1</b> | <b>-</b> | <b>-</b> | <b>1=</b> | <b>4</b> |

**Medallists:**

|       |                  |                       |
|-------|------------------|-----------------------|
| Men   | Dmitriy Karpov   | Dec: 2003-3, 2007-3   |
|       | Grigoriy Yegorov | PV: 1993-2            |
| Women | Olga Rypakova    | TJ: 2011-2, 2015-3    |
|       | Olga Shishigina  | 100mH: 1995-2, 2001-3 |

**KEN / Kenya**

Years Entered: All from 1983

**Placing Tables:**

| Overall       | Gold      | Silver    | Bronze    | 4th       | 5th       | 6th       | 7th       | 8th       |
|---------------|-----------|-----------|-----------|-----------|-----------|-----------|-----------|-----------|
| 1983          | -         | -         | -         | -         | -         | -         | 1         | -         |
| 1987          | 3         | -         | -         | 1         | 1         | 2         | 1         | 1         |
| 1991          | 4         | 3         | 1         | 3         | 1         | -         | 3         | -         |
| 1993          | 3         | 3         | 4         | 2         | 1         | -         | 3         | 3         |
| 1995          | 2         | 1         | 3         | 1         | 1         | 1         | 1         | -         |
| 1997          | 3         | 2         | 2         | 2         | 1         | 1         | 1         | -         |
| 1999          | 1         | 4         | 1         | -         | 3         | 1         | 4         | -         |
| 2001          | 3         | 3         | 2         | 3         | -         | 2         | 2         | 2         |
| 2003          | 2         | 1         | 1         | 2         | 4         | 4         | 3         | 1         |
| 2005          | 1         | 2         | 4         | 2         | 3         | 1         | 5         | 1         |
| 2007          | 5         | 3         | 5         | 3         | 3         | -         | 2         | 4         |
| 2009          | 4         | 6         | 1         | 3         | 4         | 2         | 3         | -         |
| 2011          | 7         | 8         | 3         | 4         | 4         | 3         | 3         | -         |
| 2013          | 5         | 4         | 3         | 6         | 2         | 3         | 3         | 1         |
| 2015          | 7         | 6         | 3         | 5         | 5         | 1         | 3         | 3         |
| <b>Totals</b> | <b>50</b> | <b>46</b> | <b>33</b> | <b>37</b> | <b>33</b> | <b>21</b> | <b>38</b> | <b>16</b> |

| Men           | Gold      | Silver    | Bronze    | 4th       | 5th       | 6th       | 7th       | 8th       |
|---------------|-----------|-----------|-----------|-----------|-----------|-----------|-----------|-----------|
| 1983          | -         | -         | -         | -         | -         | -         | 1         | -         |
| 1987          | 3         | -         | -         | 1         | 1         | 2         | 1         | 1         |
| 1991          | 4         | 3         | -         | 3         | 1         | -         | 2         | -         |
| 1993          | 3         | 3         | 3         | 1         | 1         | -         | 3         | 3         |
| 1995          | 2         | 1         | 2         | 1         | 1         | 1         | -         | -         |
| 1997          | 2         | 2         | 2         | 2         | -         | -         | 1         | -         |
| 1999          | 1         | 4         | -         | -         | 3         | 1         | 4         | -         |
| 2001          | 3         | 3         | 2         | 2         | -         | 1         | 1         | 2         |
| 2003          | 1         | 1         | -         | 2         | 3         | 2         | 2         | 1         |
| 2005          | 1         | 1         | 3         | 2         | 1         | 1         | 3         | -         |
| 2007          | 3         | 2         | 3         | 1         | 2         | -         | -         | 2         |
| 2009          | 2         | 3         | 1         | 2         | 4         | -         | 2         | -         |
| 2011          | 4         | 3         | -         | 2         | 3         | 2         | 3         | -         |
| 2013          | 2         | 1         | 2         | 4         | 1         | 2         | 2         | -         |
| 2015          | 5         | 4         | 2         | 3         | 2         | -         | 1         | 2         |
| <b>Totals</b> | <b>36</b> | <b>31</b> | <b>20</b> | <b>26</b> | <b>23</b> | <b>12</b> | <b>26</b> | <b>11</b> |

| Women         | Gold      | Silver    | Bronze    | 4th       | 5th       | 6th      | 7th       | 8th      |
|---------------|-----------|-----------|-----------|-----------|-----------|----------|-----------|----------|
| 1991          | -         | -         | 1         | -         | -         | -        | 1         | -        |
| 1993          | -         | -         | 1         | 1         | -         | -        | -         | -        |
| 1995          | -         | -         | 1         | -         | -         | -        | 1         | -        |
| 1997          | 1         | -         | -         | -         | 1         | 1        | -         | -        |
| 1999          | -         | -         | 1         | -         | -         | -        | -         | -        |
| 2001          | -         | -         | -         | 1         | -         | 1        | 1         | -        |
| 2003          | 1         | -         | 1         | -         | 1         | 2        | 1         | -        |
| 2005          | -         | 1         | 1         | -         | 2         | -        | 2         | 1        |
| 2007          | 2         | 1         | 2         | 2         | 1         | -        | 2         | 2        |
| 2009          | 2         | 3         | -         | 1         | -         | 2        | 1         | -        |
| 2011          | 3         | 5         | 3         | 2         | 1         | 1        | -         | -        |
| 2013          | 3         | 3         | 1         | 2         | 1         | 1        | 1         | 1        |
| 2015          | 2         | 2         | 1         | 2         | 3         | 1        | 2         | 1        |
| <b>Totals</b> | <b>14</b> | <b>15</b> | <b>13</b> | <b>11</b> | <b>10</b> | <b>9</b> | <b>12</b> | <b>5</b> |

**Medallists:**

|     |                        |  |
|-----|------------------------|--|
| Men | Bernard Barmasai       | 3000mSC: 1997-3, 2001-3  |
|     | <b>Nicholas Bett</b>   | <b>400mH: 2015-1</b>   |
|     | Simon Biwott           | Mar: 2001-2  |
|     | <b>Luke Kibet</b>      | <b>Mar: 2007-1</b>   |
|     | Wilfred Bungei         | 800m: 2001-2   |
|     | Richard Chelimo        | 10,000m: 1991-2, 1993-3  |
|     | <b>Charles Kamathi</b> | <b>10,000m: 2001-1</b>   |
|     | Geoffrey Kamworor      | 10,000m: 2015-2  |
|     | <b>Ezekiel Kemboi</b>  | <b>3000mSC: 2003-2, 2005-2,</b><br><b>2007-2, 2009-1, 2011-1,</b><br><b>2013-1, 2015-1</b> |
|     | Simon Kemboi           | 4x400mR: 1993-2  |

John Kibowen 5000m: 2001-3  
**Eliud Kipchoge** **5000m: 2003-1**, 2007-2  
**Wilson Boit Kipketer** **3000mSC: 1997-1**, 1999-2  
**Paul Kipkoech** **10,000m: 1987-1**  
 Silas Kiplagat 1500m: 2011-2  
**Asbel Kiprop** **1500m: 2011-1, 2013-1, 2015-1**  
**Brimin Kipruto** **3000mSC: 2005-3, 2007-1**, 2011-2, 2015-3  
 Cornelius Kipruto 3000mSC: 2013-2, 2015-2  
 Vincent Kipruto Mar: 2011-2  
**Moses Kiptanui** **3000mSC: 1991-1, 1993-1, 1995-1**, 1997-2  
 Wilfred Kirochi 1500m: 1991-2  
**Abel Kirui** **Mar: 2009-1, 2011-1**  
**Ismael Kirui** **5000m: 1993-1, 1995-1**  
 Samson Kitur 400m: 1993-3; 4x400mR: 1993-2  
 Isiah Koech 5000m: 2013-3  
**Daniel Komen** **5000m: 1997-1**  
**Billy Konchellah** **800m: 1987-1, 1991-1**, 1993-3  
 Shadrack Korir 1500m: 2007-3  
 Shem Kororia 5000m: 1995-3  
**Reuben Kosgei** **3000mSC: 2001-1**  
**Christopher Koskei** **3000mSC: 1995-2, 1999-1**  
 Bernard Lagat 1500m: 2001-2  
**Benjamin Limo** **5000m: 1999-2, 2005-1**  
**Richard Limo** **5000m: 2001-1**  
 Elijah Manangoi 1500m: 2015-2  
 Moses Masai 10,000m: 2009-3  
 Richard Mateelong 3000mSC: 2007-3, 2009-2  
 Martin Mathathi 10,000m: 2007-3  
 Abednego Matilu 4x400mR: 1993-2  
 Moses Mosop 10,000m: 2005-3  
 Emmanuel Mutai Mar: 2009-2  
 Caleb Ndiku 5000m: 2015-2  
 Noah Ngeny 1500m: 1999-2  
 Tom Nyariki 5000m: 1997-3  
 Kennedy Ochieng 4x400mR: 1993-2  
**Yobes Ondieki** **5000m: 1991-1**  
**David Rudisha** **800m: 2011-1, 2015-1**  
**Paul Ruto** **800m: 1993-1**  
 Patrick Sang 3000mSC: 1991-2, 1993-2  
**Moses Tanui** **10,000m: 1991-1**, 1993-2  
 Paul Tanui 10,000m: 2013-3, 2015-3  
 Paul Tergat 10,000m: 1995-3, 1997-2, 1999-2  
**Douglas Wakiihuru** **Mar: 1987-1**  
**Alfred Kirwa Yego** **800m: 2007-1**, 2009-2  
**Julius Yego** **JT: 2015-1**  
 William Yiampoy 800m: 2005-3

Women

**Sally Barsosio** **10,000m: 1993-3, 1997-1**  
**Milcah Chemos** **3000mSC: 2009-2, 2011-2, 2013-1**  
 Lydia Chepkurui 3000mSC: 2013-2  
 Gladys Cheron 10,000m: 2013-2  
 Mercy Cheron 5000m: 2013-2  
 Prisca Cheron 5000m: 2007-3  
 Sharon Cherop Mar: 2011-3  
**Vivian Cheruiyot** **5000m: 2007-2, 2009-1, 2011-1; 10,000m: 2011-1, 2015-1**  
**Hyvin Jepkemoi** **3000mSC: 2015-1**  
 Eunice Jepkorir 3000mSC: 2007-3  
**Janet Jepkosgei** **800m: 2007-1**, 2009-2, 2011-2  
 Priscah Jeptoo Mar: 2011-2  
 Sylvia Kibet 5000m: 2009-2, 2011-2  
**Edna Kiplagat** **Mar: 2011-1, 2013-1**  
 Helah Kiprop Mar: 2015-2

Jeruto Kiptum 3000mSC: 2005-3  
 Sally Kipyego 10,000m: 2011-2  
 Faith Kipyegon 1500m: 2015-2  
 Tegla Loroupe 10,000m: 1995-3, 1999-3  
 Edith Masai 5000m: 2003-3  
**Linnet Masai** **10,000m: 2009-1**, 2011-3  
**Catherine Ndereba** **Mar: 2003-1**, 2005-2, **2007-1**  
 Mercy Njoroge 3000mSC: 2011-3  
 Hellen Onsando Obiri 1500m: 2013-3  
 Susan Sirma 3000m: 1991-3  
**Eunice Sum** **800m: 2013-1**, 2015-3

---

**KGZ / Kyrgyzstan**


---

**Years Entered:** 1993 / 1995 / 1997 / 1999 / 2001 / 2003 / 2005 / 2009 / 2011 / 2013 / 2015  
 See also USSR for 1983-1991

**Best Placings:**

Men Valeriy Pisarev 1500m: 2003-dns/s1  
 Women Yelena Bobrovskaya LJ: 2001-21Q

---

**KIR / Kiribati**


---

**Years Entered:** All from 1999

**Best Placings:**

Men George Pine 100m: 2011-4h1  
 Women Kaitinano Mwemweata 100m: 2005-6h4

---

**KOR / Korea**


---

**Years Entered:** All from 1983

**Placing Table:**

| Men           | Gold | Silver | Bronze   | 4th      | 5th | 6th         | 7th | 8th      |
|---------------|------|--------|----------|----------|-----|-------------|-----|----------|
| 1993          | -    | -      | -        | 1        | -   | -           | -   | -        |
| 1997          | -    | -      | -        | -        | -   | -           | -   | 1        |
| 1999          | -    | -      | -        | -        | -   | 1=          | -   | -        |
| 2011          | -    | -      | 1        | -        | -   | 1           | -   | -        |
| <b>Totals</b> | -    | -      | <b>1</b> | <b>1</b> | -   | <b>1+1=</b> | -   | <b>1</b> |

**Best Placings:**

Men Kim Hyun-Sup 20KmW: 2011-3  
 Kim Jae-Ryong Mar: 1993-4  
 Women Lee Myeong-Seon SP: 1999-10

---

**KOS / Kosovo**


---

**Year Entered:** 2015

**Best Placings:**

Men Musa Hajdari 800m: 2015-7h4  
 Women No competitors

---

**KSA / Saudi Arabia**


---

**Years Entered:** All from 1991

**Placing Table:**

| Men  | Gold | Silver | Bronze | 4th | 5th | 6th | 7th | 8th |
|------|------|--------|--------|-----|-----|-----|-----|-----|
| 1995 | -    | -      | 1      | -   | -   | -   | -   | -   |
| 1997 | -    | -      | -      | 1   | -   | -   | -   | -   |



|               |   |   |          |          |          |          |   |          |
|---------------|---|---|----------|----------|----------|----------|---|----------|
| 2001          | - | - | -        | 1        | 1        | -        | - | -        |
| 2003          | - | - | -        | -        | 1        | -        | - | -        |
| 2007          | - | - | -        | -        | -        | -        | - | 2        |
| 2013          | - | - | -        | -        | -        | 1        | - | 1        |
| 2015          | - | - | -        | -        | -        | -        | - | 1        |
| <b>Totals</b> | - | - | <b>1</b> | <b>2</b> | <b>2</b> | <b>1</b> | - | <b>4</b> |

**Medallists:**

Men Sa'ed Shaddad Al-Asmari 3000mSC: 1995-3  
 Women No competitors

**KUW / Kuwait**

**Years Entered:** 1983 / 1987 / 1991 / 1993 / 1995 / 1997 / 1999  
 / 2001 / 2003 / 2005 / 2007 / 2009 / 2011 / 2015

**Best Placings:**

Men Ali Al-Zinkawi HT: 2007-12  
 Women No competitors

**LAO / Laos**

**Years Entered:** All from 1993

**Best Placings:**

Men Kitavanah Kountavong 100m: 2011-5h1  
 Women Thoumphore Phommasanh 100m: 1995-6h7  
 Philaylack Sackpraseuth 100m: 2009-6h6  
 Boudsadee Vongdala 100m: 2011-6h1

**LAT / Latvia**

**Years Entered:** All from 1993  
 See also USSR for 1983-1991

**Placing Tables:**

| Overall       | Gold | Silver   | Bronze   | 4th      | 5th      | 6th      | 7th      | 8th      |
|---------------|------|----------|----------|----------|----------|----------|----------|----------|
| 1993          | -    | -        | -        | -        | -        | 1        | -        | 1        |
| 1997          | -    | -        | -        | -        | -        | -        | 1        | 1        |
| 2001          | -    | -        | -        | 1        | 1        | -        | -        | 1        |
| 2005          | -    | -        | -        | -        | -        | 1        | 1        | -        |
| 2007          | -    | -        | -        | 1        | -        | -        | -        | -        |
| 2009          | -    | -        | -        | 1        | -        | -        | 1        | -        |
| 2011          | -    | 1        | -        | -        | -        | -        | -        | -        |
| 2015          | -    | -        | 1        | -        | -        | -        | 1        | -        |
| <b>Totals</b> | -    | <b>1</b> | <b>1</b> | <b>3</b> | <b>1</b> | <b>2</b> | <b>4</b> | <b>3</b> |

| Men           | Gold | Silver | Bronze | 4th      | 5th | 6th      | 7th      | 8th      |
|---------------|------|--------|--------|----------|-----|----------|----------|----------|
| 1993          | -    | -      | -      | -        | -   | 1        | -        | -        |
| 2001          | -    | -      | -      | 1        | -   | -        | -        | 1        |
| 2005          | -    | -      | -      | -        | -   | 1        | 1        | -        |
| 2007          | -    | -      | -      | 1        | -   | -        | -        | -        |
| 2009          | -    | -      | -      | 1        | -   | -        | 1        | -        |
| <b>Totals</b> | -    | -      | -      | <b>3</b> | -   | <b>2</b> | <b>2</b> | <b>1</b> |

| Women         | Gold | Silver   | Bronze   | 4th | 5th      | 6th | 7th      | 8th      |
|---------------|------|----------|----------|-----|----------|-----|----------|----------|
| 1993          | -    | -        | -        | -   | -        | -   | -        | 1        |
| 1997          | -    | -        | -        | -   | -        | -   | 1        | 1        |
| 2001          | -    | -        | -        | -   | 1        | -   | -        | -        |
| 2011          | -    | 1        | -        | -   | -        | -   | -        | -        |
| 2015          | -    | -        | 1        | -   | -        | -   | 1        | -        |
| <b>Totals</b> | -    | <b>1</b> | <b>1</b> | -   | <b>1</b> | -   | <b>2</b> | <b>2</b> |

**Medallists:**

Men Aigars Fadejevs 50KmW: 2001-4  
 Vadims Vasiljevskis JT: 2007-4, 2009-4

Women Laura Ikauniece-Admidiņa Hep: 2015-3  
 Ineta Radēviča LJ: 2011-2

**LBA / Libya**

**Years Entered:** 1983 / 1997 / 1999 / 2001 / 2003 / 2005 / 2007  
 / 2009 / 2011 / 2015

**Best Placings:**

Men Mohamed Khouaja 400m: 2009-7s1  
 Women No competitors

**LBN / Lebanon**

**Years Entered:** All from 1983

**Best Placings:**

Men Jean-Claude Rabbath HJ: 1999-23Q, 2005-23=Q  
 Women Gretta Taslakian 400m: 2001-5h1

**LBR / Liberia**

**Years Entered:** 1993 / 1995 / 1997 / 1999 / 2001 / 2003 / 2005  
 / 2007 / 2009 / 2011 / 2015

**Best Placings:**

Men Sayon Cooper 100m: 1997-7s2  
 Women Phobay Kutu-Akoi 100m: 2011-5q2

**LCA / Saint Lucia**

**Years Entered:** All from 1983

**Placing Table:**

| Women         | Gold | Silver | Bronze | 4th | 5th | 6th | 7th      | 8th |
|---------------|------|--------|--------|-----|-----|-----|----------|-----|
| 2015          | -    | -      | -      | -   | -   | -   | 1        | -   |
| <b>Totals</b> | -    | -      | -      | -   | -   | -   | <b>1</b> | -   |

**Best Placings:**

Men Darvin Edwards HJ: 2011-12=  
 Women Janelle Schaeper HJ: 2015-7

**LES / Lesotho**

**Years Entered:** All from 1983

**Best Placings:**

Men Tshepo Mathibelle Mar: 2015-14  
 Women Puseletso Monkoe 800m: 1987-6h3  
 Angelina Pitso 800m: 1991-6h2  
 Lineo Shoai 200m: 2003-6h5

**LIE / Liechtenstein**

**Years Entered:** 1987 / 1991 / 1993 / 1995 / 2007

**Best Placings:**

Men Roland Wille Mar: 1991-35  
 Women Manuela Marxer 100mH: 1993-7h6

## LTU / Lithuania

Years Entered: All from 1993  
See also USSR for 1983-1991

## Placing Tables:

| Overall       | Gold     | Silver   | Bronze   | 4th      | 5th      | 6th      | 7th      | 8th         |
|---------------|----------|----------|----------|----------|----------|----------|----------|-------------|
| 1995          | -        | -        | -        | -        | -        | -        | -        | 1=          |
| 1997          | -        | 1        | 1        | -        | -        | -        | -        | -           |
| 1999          | -        | -        | -        | 1        | 1        | -        | -        | 1           |
| 2001          | -        | 1        | -        | -        | -        | 1        | -        | -           |
| 2003          | 1        | -        | -        | -        | -        | -        | -        | -           |
| 2005          | 1        | -        | -        | 1        | -        | -        | -        | -           |
| 2007          | -        | -        | -        | 1        | -        | 1        | -        | -           |
| 2009          | -        | -        | -        | 1        | -        | -        | 1        | -           |
| 2011          | -        | -        | -        | -        | -        | 1        | 1        | 1           |
| 2015          | -        | -        | -        | -        | -        | -        | 1        | -           |
| <b>Totals</b> | <b>2</b> | <b>2</b> | <b>1</b> | <b>4</b> | <b>1</b> | <b>3</b> | <b>3</b> | <b>2+1=</b> |

| Men           | Gold     | Silver   | Bronze   | 4th      | 5th      | 6th      | 7th      | 8th      |
|---------------|----------|----------|----------|----------|----------|----------|----------|----------|
| 1997          | -        | 1        | -        | -        | -        | -        | -        | -        |
| 1999          | -        | -        | -        | 1        | 1        | -        | -        | -        |
| 2001          | -        | 1        | -        | -        | -        | -        | -        | -        |
| 2003          | 1        | -        | -        | -        | -        | -        | -        | -        |
| 2005          | 1        | -        | -        | -        | -        | -        | -        | -        |
| 2007          | -        | -        | -        | 1        | -        | -        | -        | -        |
| 2009          | -        | -        | -        | 1        | -        | -        | -        | -        |
| 2011          | -        | -        | -        | -        | -        | 1        | -        | -        |
| <b>Totals</b> | <b>2</b> | <b>2</b> | <b>-</b> | <b>3</b> | <b>1</b> | <b>1</b> | <b>-</b> | <b>-</b> |

| Women         | Gold     | Silver   | Bronze   | 4th      | 5th      | 6th      | 7th      | 8th         |
|---------------|----------|----------|----------|----------|----------|----------|----------|-------------|
| 1995          | -        | -        | -        | -        | -        | -        | -        | 1=          |
| 1997          | -        | -        | 1        | -        | -        | -        | -        | -           |
| 1999          | -        | -        | -        | -        | -        | -        | -        | 1           |
| 2001          | -        | -        | -        | -        | -        | 1        | -        | -           |
| 2005          | -        | -        | -        | 1        | -        | -        | -        | -           |
| 2007          | -        | -        | -        | -        | -        | 1        | -        | -           |
| 2009          | -        | -        | -        | -        | -        | -        | 1        | -           |
| 2011          | -        | -        | -        | -        | -        | -        | 1        | 1           |
| 2015          | -        | -        | -        | -        | -        | -        | 1        | -           |
| <b>Totals</b> | <b>-</b> | <b>-</b> | <b>1</b> | <b>1</b> | <b>-</b> | <b>2</b> | <b>3</b> | <b>2+1=</b> |

## Medallists:

|       |                          |   |
|-------|--------------------------|---|
| Men   | <b>Virgilijus Alekna</b> | DT: 1997-2, 2001-2, <b>2003-1</b> , <b>2005-1</b> |
| Women | Remigija Nazarovienė     | Hep: 1997-3                                       |

## LUX / Luxemburg

Years Entered: 1976 / 1983 / 1987 / 1993 / 1995 / 1999 / 2001 / 2003 / 2005 / 2009 / 2013 / 2015

## Best Placings:

|       |                  |                |
|-------|------------------|----------------|
| Men   | Bob Bertemes     | SP: 2015-14Q   |
| Women | Charline Mathias | 800m: 2015-5h2 |

## MAC / Macau

Years Entered: All from 2001

## Best Placings:

|       |              |                |
|-------|--------------|----------------|
| Men   | Au Chi Kun   | 100m: 2005-7h2 |
|       | Lei Wai Kun  | 200m: 2001-7h6 |
|       | Pao Hin Fong | 100m: 2007-7h3 |
| Women | Cheong Im Wa | 100m: 2005-5h6 |

## MAD / Madagascar

Years Entered: All from 1983

## Best Placings:

|       |                       |                 |
|-------|-----------------------|-----------------|
| Men   | Yvon Rakotoarimiandry | 400mH: 2001-7s1 |
|       | Joseph Randriamahaja  | 110mH: 2001-7s2 |
| Women | Nicole Ramalalanirina | 100mH: 1993-6s2 |

## MAR / Morocco

Years Entered: All from 1983

## Placing Tables:

| Overall       | Gold      | Silver    | Bronze   | 4th       | 5th      | 6th      | 7th      | 8th      |
|---------------|-----------|-----------|----------|-----------|----------|----------|----------|----------|
| 1983          | -         | -         | 1        | -         | -        | -        | -        | -        |
| 1987          | 1         | -         | -        | -         | 1        | -        | -        | -        |
| 1991          | -         | -         | 2        | -         | -        | 2        | 1        | 1        |
| 1993          | -         | -         | -        | -         | 1        | 1        | 2        | 1        |
| 1995          | -         | 3         | 1        | 3         | 1        | -        | -        | -        |
| 1997          | 2         | 1         | 1        | 1         | 1        | -        | 1        | -        |
| 1999          | 2         | 2         | 1        | 1         | -        | -        | -        | 1        |
| 2001          | 2         | 1         | -        | -         | -        | 1        | 2        | 1        |
| 2003          | 2         | 1         | -        | 1         | -        | -        | -        | -        |
| 2005          | 1         | 2         | -        | 1         | -        | -        | -        | 1        |
| 2007          | -         | 1         | -        | 1         | -        | 1        | -        | -        |
| 2009          | -         | -         | -        | -         | 1        | 1        | 1        | -        |
| 2011          | -         | -         | -        | 2         | 1        | 1        | -        | -        |
| 2015          | -         | -         | 1        | 1         | -        | -        | 2        | -        |
| <b>Totals</b> | <b>10</b> | <b>11</b> | <b>7</b> | <b>11</b> | <b>6</b> | <b>7</b> | <b>9</b> | <b>5</b> |

| Men           | Gold     | Silver   | Bronze   | 4th      | 5th      | 6th      | 7th      | 8th      |
|---------------|----------|----------|----------|----------|----------|----------|----------|----------|
| 1983          | -        | -        | 1        | -        | -        | -        | -        | -        |
| 1987          | 1        | -        | -        | -        | 1        | -        | -        | -        |
| 1991          | -        | -        | 2        | -        | -        | 2        | 1        | 1        |
| 1993          | -        | -        | -        | -        | 1        | 1        | 2        | 1        |
| 1995          | -        | 3        | -        | 3        | 1        | -        | -        | -        |
| 1997          | 1        | 1        | 1        | 1        | 1        | -        | 1        | -        |
| 1999          | 2        | -        | 1        | 1        | -        | -        | -        | 1        |
| 2001          | 1        | 1        | -        | -        | -        | 1        | 1        | 1        |
| 2003          | 2        | 1        | -        | -        | -        | -        | -        | -        |
| 2005          | 1        | 1        | -        | 1        | -        | -        | -        | 1        |
| 2007          | -        | -        | -        | -        | -        | 1        | -        | -        |
| 2009          | -        | -        | -        | -        | 1        | 1        | 1        | -        |
| 2011          | -        | -        | -        | 1        | 1        | 1        | -        | -        |
| 2015          | -        | -        | 1        | -        | -        | -        | 2        | -        |
| <b>Totals</b> | <b>8</b> | <b>7</b> | <b>6</b> | <b>7</b> | <b>6</b> | <b>7</b> | <b>8</b> | <b>5</b> |

| Women         | Gold     | Silver   | Bronze   | 4th      | 5th      | 6th      | 7th      | 8th      |
|---------------|----------|----------|----------|----------|----------|----------|----------|----------|
| 1995          | -        | -        | 1        | -        | -        | -        | -        | -        |
| 1997          | 1        | -        | -        | -        | -        | -        | -        | -        |
| 1999          | -        | 2        | -        | -        | -        | -        | -        | -        |
| 2001          | 1        | -        | -        | -        | -        | -        | 1        | -        |
| 2003          | -        | -        | -        | 1        | -        | -        | -        | -        |
| 2005          | -        | 1        | -        | -        | -        | -        | -        | -        |
| 2007          | -        | 1        | -        | 1        | -        | -        | -        | -        |
| 2011          | -        | -        | -        | 1        | -        | -        | -        | -        |
| 2015          | -        | -        | -        | 1        | -        | -        | -        | -        |
| <b>Totals</b> | <b>2</b> | <b>4</b> | <b>1</b> | <b>4</b> | <b>-</b> | <b>-</b> | <b>1</b> | <b>-</b> |

## Best Placings:

|     |                           |  |
|-----|---------------------------|--|
| Men | <b>Saïd Aouita</b>        | 1500m: 1983-3; <b>5000m: 1987-1</b>                                    |
|     | Khalid Boulami            | 5000m: 1995-2, 1997-2  |
|     | Brahim Boutayeb           | 5000m: 1991-3  |
|     | <b>Hicham El Guerrouj</b> | <b>1500m: 1995-2, 1997-1, 1999-1, 2001-1, 2003-1;</b><br>5000m: 2003-2 |

|       |                       |                                       |
|-------|-----------------------|---------------------------------------|
|       | Ali Ezzine            | 3000mSC: 1999-3, 2001-2               |
|       | <b>Jaouad Gharib</b>  | <b>Mar: 2003-1, 2005-1</b>            |
|       | <b>Salah Hissou</b>   | <b>5000m: 1999-1; 10,000m: 1997-3</b> |
|       | Abdalaati Iguider     | 1500m: 2015-3                         |
|       | Adil Kaouch           | 1500m: 2005-2                         |
|       | Khalid Skah           | 10,000m: 1991-3, 1995-2               |
| Women | Hasna Benhassi        | 800m: 2005-2, 2007-2                  |
|       | <b>Nezha Bidouane</b> | <b>400mH: 1997-1, 1999-2, 2001-1</b>  |
|       | Zahra Ouaziz          | 5000m: 1995-3, 1999-2                 |

**MAS / Malaysia**

**Years Entered:** 1983 / 1987 / 1991 / 1993 / 1995 / 1997 / 1999 / 2001 / 2003 / 2005 / 2007 / 2009 / 2013 / 2015

**Best Placings:**

|       |                        |                 |
|-------|------------------------|-----------------|
| Men   | Azmi Ibrahim           | 100m: 1995-6h3  |
|       | Muhammad Hakimi Ismail | TJ: 2015-27Q    |
|       | Muhd Faiz Mohamad      | 110mH: 2003-6h3 |
|       | Watson Nyambek         | 100m: 1999-6h4  |
|       | Rabuan Pit             | 100m: 1983-6h3  |
| Women | Yuan Yufang            | 20KmW: 1999-16  |

**MAW / Malawi**

**Years Entered:** 1983, then all from 1991

**Best Placings:**

|       |                   |                 |
|-------|-------------------|-----------------|
| Men   | John Mwathiwa     | Mar: 1995-34    |
|       | Mike Tebulo       | Mar: 2011-34    |
| Women | Vivian Pearson    | 1500m: 1983-7h2 |
|       | Ambwene Simukonda | 400m: 2011-7h4  |

**MDA / Moldova**

**Years Entered:** All from 1993

**Placing Tables:**

| Overall       | Gold | Silver | Bronze | 4th | 5th | 6th | 7th | 8th      |
|---------------|------|--------|--------|-----|-----|-----|-----|----------|
| 2011          | -    | -      | -      | -   | -   | -   | -   | 1        |
| 2015          | -    | -      | -      | -   | -   | -   | -   | 1        |
| <b>Totals</b> | -    | -      | -      | -   | -   | -   | -   | <b>2</b> |

| Men           | Gold | Silver | Bronze | 4th | 5th | 6th | 7th | 8th      |
|---------------|------|--------|--------|-----|-----|-----|-----|----------|
| 2011          | -    | -      | -      | -   | -   | -   | -   | 1        |
| <b>Totals</b> | -    | -      | -      | -   | -   | -   | -   | <b>1</b> |

| Women         | Gold | Silver | Bronze | 4th | 5th | 6th | 7th | 8th      |
|---------------|------|--------|--------|-----|-----|-----|-----|----------|
| 2015          | -    | -      | -      | -   | -   | -   | -   | 1        |
| <b>Totals</b> | -    | -      | -      | -   | -   | -   | -   | <b>1</b> |

**Best Placings:**

|       |                    |                 |
|-------|--------------------|-----------------|
| Men   | Ion Luchianov      | 3000mSC: 2011-8 |
| Women | Zalina Petrivskaya | HT: 2015-8      |

**MDV / Maldives**

**Years Entered:** All from 1987

**Best Placings:**

|       |                   |                |
|-------|-------------------|----------------|
| Men   | Hassan Said       | 100m: 2015-7q7 |
| Women | Shamha Ahmed      | 100m: 2001-6h2 |
|       | Fathimath Fezleen | 100m: 1991-6h8 |
|       | Afa Ismail        | 200m: 2013-6h3 |

**MEX / Mexico**

**Years Entered:** 1976, then all from 1983

**Placing Tables:**

| Overall       | Gold     | Silver   | Bronze   | 4th      | 5th      | 6th      | 7th      | 8th      |
|---------------|----------|----------|----------|----------|----------|----------|----------|----------|
| 1976          | -        | 1        | -        | 1        | -        | -        | -        | -        |
| 1983          | 1        | -        | -        | -        | 1        | -        | -        | -        |
| 1987          | -        | -        | -        | 1        | 1        | -        | -        | 1        |
| 1991          | -        | -        | -        | -        | -        | 1        | 1        | -        |
| 1993          | -        | -        | -        | -        | -        | -        | -        | 1        |
| 1995          | -        | 1        | -        | 1        | -        | -        | -        | -        |
| 1997          | 1        | -        | 1        | -        | -        | -        | -        | -        |
| 1999          | -        | -        | 2        | -        | -        | -        | -        | -        |
| 2001          | -        | -        | 2        | -        | -        | 1        | -        | -        |
| 2003          | 1        | -        | -        | 1        | -        | -        | -        | -        |
| 2005          | -        | -        | 1        | -        | -        | 1        | -        | 1        |
| 2007          | -        | -        | -        | 2        | -        | -        | -        | 1        |
| 2009          | -        | 1        | -        | -        | -        | -        | 1        | -        |
| 2013          | -        | -        | 1        | -        | -        | -        | 1        | -        |
| <b>Totals</b> | <b>3</b> | <b>3</b> | <b>7</b> | <b>6</b> | <b>2</b> | <b>3</b> | <b>3</b> | <b>4</b> |

| Men           | Gold     | Silver   | Bronze   | 4th      | 5th      | 6th      | 7th      | 8th      |
|---------------|----------|----------|----------|----------|----------|----------|----------|----------|
| 1976          | -        | 1        | -        | 1        | -        | -        | -        | -        |
| 1983          | 1        | -        | -        | -        | 1        | -        | -        | -        |
| 1987          | -        | -        | -        | 1        | 1        | -        | -        | 1        |
| 1991          | -        | -        | -        | -        | -        | -        | 1        | -        |
| 1993          | -        | -        | -        | -        | -        | -        | -        | 1        |
| 1995          | -        | 1        | -        | 1        | -        | -        | -        | -        |
| 1997          | 1        | -        | 1        | -        | -        | -        | -        | -        |
| 1999          | -        | -        | 2        | -        | -        | -        | -        | -        |
| 2001          | -        | -        | 1        | -        | -        | 1        | -        | -        |
| 2003          | -        | -        | -        | 1        | -        | -        | -        | -        |
| 2005          | -        | -        | -        | -        | -        | 1        | -        | 1        |
| 2007          | -        | -        | -        | 1        | -        | -        | -        | -        |
| 2009          | -        | 1        | -        | -        | -        | -        | 1        | -        |
| 2013          | -        | -        | 1        | -        | -        | -        | -        | -        |
| <b>Totals</b> | <b>2</b> | <b>3</b> | <b>5</b> | <b>5</b> | <b>2</b> | <b>2</b> | <b>2</b> | <b>3</b> |

| Women         | Gold     | Silver | Bronze   | 4th      | 5th | 6th      | 7th      | 8th      |
|---------------|----------|--------|----------|----------|-----|----------|----------|----------|
| 1991          | -        | -      | -        | -        | -   | 1        | -        | -        |
| 2001          | -        | -      | 1        | -        | -   | -        | -        | -        |
| 2003          | 1        | -      | -        | -        | -   | -        | -        | -        |
| 2005          | -        | -      | 1        | -        | -   | -        | -        | -        |
| 2007          | -        | -      | -        | 1        | -   | -        | -        | 1        |
| 2013          | -        | -      | -        | -        | -   | -        | 1        | -        |
| <b>Totals</b> | <b>1</b> | -      | <b>2</b> | <b>1</b> | -   | <b>1</b> | <b>1</b> | <b>1</b> |

**Medallists:**

|              |                        |                                     |
|--------------|------------------------|-------------------------------------|
| <b>Men</b>   | <b>Ernesto Canto</b>   | <b>20KmW: 1983-1</b>                |
|              | Dionicio Cerón         | Mar: 1995-2                         |
|              | Alejandro Cárdenas     | 400m: 1999-3                        |
|              | <b>Daniel García</b>   | <b>20KmW: 1997-1, 1999-3</b>        |
|              | Edgar Hernández        | 50KmW: 2001-3                       |
|              | Luis Rivera            | LJ: 2013-3                          |
|              | Miguel Angel Rodríguez | 50KmW: 1997-3                       |
|              | Eder Sánchez           | 20KmW: 2009-2                       |
|              | Enrique Vera Ibanez    | 50KmW: 1976-2                       |
| <b>Women</b> | <b>Ana Guevara</b>     | <b>400m: 2001-3, 2003-1, 2005-3</b> |

**MGL / Mongolia**

**Years Entered:** 1991 / 1993 / 1995 / 1997 / 1999, then all from 2003

**Best Placings:**

|       |                       |                |
|-------|-----------------------|----------------|
| Men   | Bat-Ochir Ser-Od      | Mar: 2011-19   |
| Women | Odgoncimeg Jatamsuren | 100m: 1991-4h1 |

**MHL / Marshall Islands****Years Entered:** 1991 / 1999 / 2009 / 2013**Best Placings:**

Men Roman Cress 100m: 2013-6h2  
 Women No competitors

**MKD / Former Yugoslav Republic of Macedonia****Years Entered:** 1993, then all from 1997**Best Placings:**

Men Dejan Angelovski JT: 2005-30Q  
 Women Marina Damceska Hep: 1993-21

**MLI / Mali****Years Entered:** All from 1983**Best Placings:**

Men Moussa Camara 800m: 2011-7s3  
 Ibrahim Maïga 400mH: 2007-7s3  
 Women Kadiatou Camara 100m: 2003-7q2  
 Djénébou Dante 100m: 2011-7q7

**MLT / Malta****Years Entered:** All from 1983**Best Placings:**

Men Karl Farrugia 100m: 2011-3h4  
 Women Jennifer Pace JT: 1983-21Q

**MNE / Montenegro****Years Entered:** All from 2007**Best Placings:**

Men Danijel Furtula DT: 2013-26Q  
 Women Marija Vuković HJ: 2011-27Q

**MNT / Montserrat****Years Entered:** 1983 / 1987 / 1991 / 1993 / 1995 / 1997 / 1999 / 2001 / 2007 / 2013 / 2015**Best Placings:**

Men Oswald Philip TJ: 1983-24Q  
 Women Magdalene Springer SP: 1983-20Q

**MON / Monaco****Years Entered:** 1987, then all from 1997**Best Placings:**

Men Sébastien Gattuso 100m: 2007-5h7  
 Women Carine Cresto 100mH: 1999-7h4  
 Virginie Gollino 100mH: 1997-7h1

**MOZ / Mozambique****Years Entered:** All from 1983**Placing Table:**

| Women         | Gold     | Silver   | Bronze   | 4th      | 5th      | 6th      | 7th      | 8th      |
|---------------|----------|----------|----------|----------|----------|----------|----------|----------|
| 1991          | -        | -        | -        | 1        | -        | -        | -        | -        |
| 1993          | 1        | -        | -        | -        | -        | -        | 1        | -        |
| 1997          | -        | -        | 1        | -        | -        | -        | -        | -        |
| 1999          | -        | 1        | -        | -        | -        | -        | -        | -        |
| 2001          | 1        | -        | -        | -        | -        | -        | -        | -        |
| 2003          | 1        | -        | -        | -        | -        | -        | -        | -        |
| 2005          | -        | -        | -        | 1        | -        | -        | -        | -        |
| <b>Totals</b> | <b>3</b> | <b>1</b> | <b>1</b> | <b>2</b> | <b>-</b> | <b>-</b> | <b>1</b> | <b>-</b> |

**Medallists:**

Men None. Best Placing:  
 Men Kurt Couto 400mH: 2015-7s3  
 Women **Maria Mutola** **800m: 1993-1, 1997-3, 1999-2, 2001-1, 2003-1**

**MRI / Mauritius****Years Entered:** All from 1983**Placing Table:**

| Men           | Gold     | Silver   | Bronze   | 4th      | 5th      | 6th      | 7th      | 8th      |
|---------------|----------|----------|----------|----------|----------|----------|----------|----------|
| 2001          | -        | -        | -        | 1        | -        | 1        | -        | -        |
| 2003          | -        | -        | -        | -        | 2        | -        | -        | -        |
| 2005          | -        | -        | -        | -        | 1        | -        | -        | -        |
| <b>Totals</b> | <b>-</b> | <b>-</b> | <b>-</b> | <b>1</b> | <b>3</b> | <b>1</b> | <b>-</b> | <b>-</b> |

**Best Placings:**

Men Éric Milazar 400m: 2001-4  
 Women Anabelle Lascar 800m: 2009-5h6  
 Jane Thondojee 100m: 1991-5h1

**MTN / Mauritania****Years Entered:** 1987, then all from 1993**Best Placings:**

Men Mohamed Ghassem Ahmed Taled 100m: 2011-5h2  
 Women Bounkou Camara 100m: 2011-7h4  
 Aminata Kamissoko 100m: 2003-7h7

**MYA / Myanmar****Years Entered:** 1991 / 1993 / 1995 / 1997 / 1999, then all from 2003**Best Placings:**

Men Myint Kan Mar: 1991-27  
 Women Kay Khine Lwin 200m: 2007-5h2  
 Myint Myint Aye 800m: 2005-5h3

**NAM / Namibia****Years Entered:** All from 1991**Placing Tables:**

| Overall | Gold | Silver | Bronze | 4th | 5th | 6th | 7th | 8th |
|---------|------|--------|--------|-----|-----|-----|-----|-----|
| 1991    | -    | 1      | -      | -   | 1   | -   | -   | -   |
| 1993    | 1    | 1      | -      | -   | -   | 1   | -   | -   |





|               |   |          |          |          |           |           |          |             |
|---------------|---|----------|----------|----------|-----------|-----------|----------|-------------|
| 2007          | - | -        | -        | 1        | -         | -         | -        | 1           |
| 2009          | - | -        | -        | -        | 1         | -         | -        | 1           |
| 2011          | - | -        | -        | -        | 1         | 2         | -        | 1=          |
| 2013          | - | 1        | 1        | -        | 1         | 1         | -        | -           |
| 2015          | - | -        | -        | -        | -         | -         | -        | 2           |
| <b>Totals</b> | - | <b>4</b> | <b>4</b> | <b>6</b> | <b>11</b> | <b>15</b> | <b>7</b> | <b>8+1=</b> |

|               |             |               |               |            |            |            |            |            |
|---------------|-------------|---------------|---------------|------------|------------|------------|------------|------------|
| <b>Men</b>    | <b>Gold</b> | <b>Silver</b> | <b>Bronze</b> | <b>4th</b> | <b>5th</b> | <b>6th</b> | <b>7th</b> | <b>8th</b> |
| 1983          | -           | -             | 1             | -          | -          | 1          | -          | 1          |
| 1987          | -           | 1             | -             | -          | -          | 2          | -          | -          |
| 1991          | -           | -             | -             | 1          | 1          | -          | -          | -          |
| 1993          | -           | -             | -             | -          | 1          | -          | 1          | -          |
| 1995          | -           | -             | 1             | -          | -          | 1          | 1          | 1          |
| 1997          | -           | 1             | -             | -          | -          | 1          | -          | -          |
| 1999          | -           | -             | 1             | -          | -          | -          | -          | -          |
| 2003          | -           | -             | -             | 1          | 1          | 1          | -          | 1          |
| 2007          | -           | -             | -             | 1          | -          | -          | -          | -          |
| 2009          | -           | -             | -             | -          | -          | -          | -          | 1          |
| 2015          | -           | -             | -             | -          | -          | -          | -          | 1          |
| <b>Totals</b> | -           | <b>2</b>      | <b>3</b>      | <b>3</b>   | <b>3</b>   | <b>6</b>   | <b>2</b>   | <b>5</b>   |

|               |             |               |               |            |            |            |            |             |
|---------------|-------------|---------------|---------------|------------|------------|------------|------------|-------------|
| <b>Women</b>  | <b>Gold</b> | <b>Silver</b> | <b>Bronze</b> | <b>4th</b> | <b>5th</b> | <b>6th</b> | <b>7th</b> | <b>8th</b>  |
| 1987          | -           | -             | -             | -          | -          | 1          | -          | -           |
| 1991          | -           | -             | -             | 1          | 1          | -          | 1          | -           |
| 1993          | -           | -             | -             | -          | 2          | -          | -          | -           |
| 1995          | -           | -             | -             | -          | 1          | 3          | 1          | -           |
| 1997          | -           | -             | -             | -          | 1          | -          | 2          | -           |
| 1999          | -           | 1             | -             | 1          | -          | 1          | -          | 1           |
| 2001          | -           | -             | -             | 1          | -          | 1          | -          | -           |
| 2005          | -           | -             | -             | -          | -          | -          | 1          | -           |
| 2007          | -           | -             | -             | -          | -          | -          | -          | 1           |
| 2009          | -           | -             | -             | -          | 1          | -          | -          | -           |
| 2011          | -           | -             | -             | -          | 1          | 2          | -          | 1=          |
| 2013          | -           | 1             | 1             | -          | 1          | 1          | -          | -           |
| 2015          | -           | -             | -             | -          | -          | -          | -          | 1           |
| <b>Totals</b> | -           | <b>2</b>      | <b>1</b>      | <b>3</b>   | <b>8</b>   | <b>9</b>   | <b>5</b>   | <b>3+1=</b> |

**Best Placings:**

|     |                   |                                  |
|-----|-------------------|----------------------------------|
| Men | Kunle Adejuyigbe  | 4x400mR: 1995-3                  |
|     | Olapade Adeniken  | 4x100mR: 1997-2                  |
|     | Ajayi Agbebaku    | TJ: 1983-3                       |
|     | Sunday Bada       | 4x400mR: 1995-3                  |
|     | Innocent Egbunike | 400m: 1987-2                     |
|     | Udeme Ekpeyong    | 4x400mR: 1995-3                  |
|     | Davidson Ezinwa   | 4x100mR: 1997-2                  |
|     | Osmond Ezinwa     | 4x100mR: 1997-2                  |
|     | Jude Monye        | 4x400mR: 1995-3                  |
|     | Francis Obikwelu  | 200m: 1999-3; 4x100mR:<br>1997-2 |

|       |                   |                          |
|-------|-------------------|--------------------------|
| Women | Glory Alozie      | 100mH: 1999-2            |
|       | Blessing Okagbare | 200m: 2013-3; LJ: 2013-2 |

**NIG / Niger**

**Years Entered:** 1991 / 1993 / 1997 / 1999 / 2001 / 2003 / 2007 / 2009 / 2011 / 2013

**Best Placings:**

|       |                    |                |
|-------|--------------------|----------------|
| Men   | Mahamadou Ibrahim  | 800m: 2003-6h8 |
| Women | Nafissa Souleymane | 100m: 2011-5h3 |

**NMI / Northern Mariana Islands**

**Years Entered:** 1991, then all from 1995

**Best Placings:**

|       |                  |                |
|-------|------------------|----------------|
| Men   | Fa'ae Talalemotu | SP: 1997-32Q   |
| Women | Yvonne Bennett   | 100m: 2011-4h5 |

**NOR / Norway**

**Years Entered:** All from 1980

**Placing Tables:**

|                |             |               |               |             |            |            |            |            |
|----------------|-------------|---------------|---------------|-------------|------------|------------|------------|------------|
| <b>Overall</b> | <b>Gold</b> | <b>Silver</b> | <b>Bronze</b> | <b>4th</b>  | <b>5th</b> | <b>6th</b> | <b>7th</b> | <b>8th</b> |
| 1980           | -           | -             | 1             | -           | -          | 1          | -          | -          |
| 1983           | 1           | -             | -             | -           | 1          | -          | -          | -          |
| 1987           | 1           | -             | -             | 1           | -          | -          | -          | -          |
| 1991           | -           | 1             | -             | -           | 1          | -          | 1          | -          |
| 1993           | 1           | -             | -             | -           | -          | -          | -          | -          |
| 1995           | -           | -             | 1             | 1=          | -          | 3          | -          | -          |
| 1997           | 2           | -             | -             | 1=          | 1          | -          | 1          | -          |
| 1999           | -           | -             | 1             | 1           | -          | -          | -          | -          |
| 2003           | -           | -             | -             | -           | -          | -          | -          | 1          |
| 2005           | -           | 1             | -             | 1           | -          | -          | -          | -          |
| 2007           | -           | 1             | -             | 1           | 1          | -          | -          | 2          |
| 2009           | 2           | -             | -             | -           | -          | 1          | -          | -          |
| 2011           | -           | 1             | -             | 1           | -          | 1          | -          | -          |
| 2013           | -           | -             | -             | -           | -          | 1          | -          | 2          |
| <b>Totals</b>  | <b>7</b>    | <b>4</b>      | <b>3</b>      | <b>5+2=</b> | <b>4</b>   | <b>7</b>   | <b>2</b>   | <b>5</b>   |

|               |             |               |               |             |            |            |            |            |
|---------------|-------------|---------------|---------------|-------------|------------|------------|------------|------------|
| <b>Men</b>    | <b>Gold</b> | <b>Silver</b> | <b>Bronze</b> | <b>4th</b>  | <b>5th</b> | <b>6th</b> | <b>7th</b> | <b>8th</b> |
| 1983          | -           | -             | -             | -           | 1          | -          | -          | -          |
| 1991          | -           | 1             | -             | -           | -          | -          | -          | -          |
| 1995          | -           | -             | 1             | 1=          | -          | 1          | -          | -          |
| 1997          | -           | -             | -             | 1=          | 1          | -          | 1          | -          |
| 1999          | -           | -             | -             | 1           | -          | -          | -          | -          |
| 2003          | -           | -             | -             | -           | -          | -          | -          | 1          |
| 2005          | -           | 1             | -             | 1           | -          | -          | -          | -          |
| 2007          | -           | 1             | -             | -           | 1          | -          | -          | 2          |
| 2009          | 2           | -             | -             | -           | -          | 1          | -          | -          |
| 2011          | -           | 1             | -             | 1           | -          | -          | -          | -          |
| 2013          | -           | -             | -             | -           | -          | 1          | -          | 2          |
| <b>Totals</b> | <b>2</b>    | <b>4</b>      | <b>1</b>      | <b>3+2=</b> | <b>3</b>   | <b>3</b>   | <b>1</b>   | <b>5</b>   |

|               |             |               |               |            |            |            |            |            |
|---------------|-------------|---------------|---------------|------------|------------|------------|------------|------------|
| <b>Women</b>  | <b>Gold</b> | <b>Silver</b> | <b>Bronze</b> | <b>4th</b> | <b>5th</b> | <b>6th</b> | <b>7th</b> | <b>8th</b> |
| 1980          | -           | -             | 1             | -          | -          | 1          | -          | -          |
| 1983          | 1           | -             | -             | -          | -          | -          | -          | -          |
| 1987          | 1           | -             | -             | 1          | -          | -          | -          | -          |
| 1991          | -           | -             | -             | -          | 1          | -          | 1          | -          |
| 1993          | 1           | -             | -             | -          | -          | -          | -          | -          |
| 1995          | -           | -             | -             | -          | -          | 2          | -          | -          |
| 1997          | 2           | -             | -             | -          | -          | -          | -          | -          |
| 1999          | -           | -             | 1             | -          | -          | -          | -          | -          |
| 2007          | -           | -             | -             | 1          | -          | -          | -          | -          |
| 2011          | -           | -             | -             | -          | -          | 1          | -          | -          |
| <b>Totals</b> | <b>5</b>    | -             | <b>2</b>      | <b>2</b>   | <b>1</b>   | <b>4</b>   | <b>1</b>   | -          |

**Best Placings:**

|       |                                |   |
|-------|--------------------------------|---|
| Men   | Lars Arvid Nilsen              | SP: 1991-2                                |
|       | <b>Trond Nymark</b>            | <b>50KmW: 2009-1</b>                      |
|       | Vebjørn Rodal                  | 800m: 1995-3                              |
|       | <b>Andreas Thorkildsen</b>     | <b>JT: 2005-2, 2007-2, 2009-1, 2011-2</b> |
| Women | Ingrid Christensen/Kristiansen | 3000m: 1980-3; <b>10,000m: 1987-1</b>     |
|       | <b>Trine Hattestad</b>         | <b>JT: 1993-1, 1997-1, 1999-3</b>         |
|       | <b>Hanne Haugland</b>          | <b>HJ: 1997-1</b>                         |
|       | <b>Grete Waitz</b>             | <b>Mar: 1983-1</b>                        |

**NRU / Nauru**

**Years Entered:** All from 1983

**Best Placings:**

|       |                   |                |
|-------|-------------------|----------------|
| Men   | Jay Jay Capelle   | 100m: 2003-5h5 |
| Women | Lovelite Detenamo | 100m: 2011-5q5 |

**NZL / New Zealand**

Years Entered: All from 1980

**Placing Tables:**

| Overall       | Gold     | Silver   | Bronze   | 4th      | 5th      | 6th      | 7th      | 8th      |
|---------------|----------|----------|----------|----------|----------|----------|----------|----------|
| 1987          | -        | -        | -        | -        | -        | 1        | -        | -        |
| 1991          | -        | -        | -        | 1        | -        | 1        | -        | -        |
| 1997          | 1        | -        | -        | -        | -        | 1        | -        | -        |
| 1999          | -        | -        | -        | -        | 1        | -        | 1        | -        |
| 2003          | -        | -        | -        | -        | 1        | -        | -        | -        |
| 2005          | -        | 1        | -        | 1        | -        | -        | -        | -        |
| 2007          | 1        | -        | -        | 1        | -        | -        | -        | -        |
| 2009          | 1        | -        | -        | -        | -        | -        | -        | 1        |
| 2011          | 1        | -        | -        | -        | -        | -        | -        | -        |
| 2013          | 1        | -        | -        | -        | -        | -        | -        | -        |
| 2015          | -        | -        | -        | 1        | -        | 1        | -        | 1        |
| <b>Totals</b> | <b>5</b> | <b>1</b> | <b>-</b> | <b>4</b> | <b>2</b> | <b>4</b> | <b>1</b> | <b>2</b> |

| Men           | Gold     | Silver   | Bronze   | 4th      | 5th      | 6th      | 7th      | 8th      |
|---------------|----------|----------|----------|----------|----------|----------|----------|----------|
| 1987          | -        | -        | -        | -        | -        | 1        | -        | -        |
| 1991          | -        | -        | -        | 1        | -        | 1        | -        | -        |
| 1999          | -        | -        | -        | -        | -        | -        | 1        | -        |
| 2015          | -        | -        | -        | 1        | -        | 1        | -        | 1        |
| <b>Totals</b> | <b>-</b> | <b>-</b> | <b>-</b> | <b>2</b> | <b>-</b> | <b>3</b> | <b>1</b> | <b>1</b> |

| Women         | Gold     | Silver   | Bronze   | 4th      | 5th      | 6th      | 7th      | 8th      |
|---------------|----------|----------|----------|----------|----------|----------|----------|----------|
| 1997          | 1        | -        | -        | -        | -        | 1        | -        | -        |
| 1999          | -        | -        | -        | -        | 1        | -        | -        | -        |
| 2003          | -        | -        | -        | -        | 1        | -        | -        | -        |
| 2005          | -        | 1        | -        | 1        | -        | -        | -        | -        |
| 2007          | 1        | -        | -        | 1        | -        | -        | -        | -        |
| 2009          | 1        | -        | -        | -        | -        | -        | -        | 1        |
| 2011          | 1        | -        | -        | -        | -        | -        | -        | -        |
| 2013          | 1        | -        | -        | -        | -        | -        | -        | -        |
| <b>Totals</b> | <b>5</b> | <b>1</b> | <b>-</b> | <b>2</b> | <b>2</b> | <b>1</b> | <b>-</b> | <b>1</b> |

**Best Placings:**

|       |                    |  |
|-------|--------------------|--|
| Men   | Gavin Lovegrove    | JT: 1991-4                                 |
|       | Tom Walsh          | SP: 2015-4                                 |
| Women | Valerie Adams/Vili | SP: 2005-2, 2007-1, 2009-1, 2011-1, 2013-1 |
|       | Beatrice Faumuina  | DT: 1997-1                                 |

**OMA / Oman**

Years Entered: 1983 / 1987 / 1993 / 1995 / 1997 / 1999 / 2001 / 2003 / 2009 / 2011 / 2013 / 2015

**Best Placings:**

|       |                    |                |
|-------|--------------------|----------------|
| Men   | Barakat Al-Harathi | 100m: 2015-5q4 |
| Women | No competitors     |                |

**PAK / Pakistan**

Years Entered: 1983 / 1991 / 1993 / 1995 / 1997, then all from 2001

**Best Placings:**

|       |                |                |
|-------|----------------|----------------|
| Men   | Banaras Khan   | LJ: 1993-34Q   |
| Women | Saira Fazal    | 100m: 2003-5h7 |
|       | Rozina Shafqat | 400m: 2009-4h4 |

**PAN / Panama**

Years Entered: All from 1983

**Placing Table:**

| Men           | Gold     | Silver   | Bronze   | 4th      | 5th      | 6th      | 7th      | 8th      |
|---------------|----------|----------|----------|----------|----------|----------|----------|----------|
| 2005          | -        | -        | -        | -        | -        | 1        | 1        | -        |
| 2007          | 1        | -        | -        | -        | -        | -        | -        | -        |
| 2009          | -        | 1        | -        | -        | -        | -        | -        | -        |
| 2015          | -        | -        | -        | 1        | -        | -        | -        | -        |
| <b>Totals</b> | <b>1</b> | <b>1</b> | <b>-</b> | <b>1</b> | <b>-</b> | <b>1</b> | <b>1</b> | <b>-</b> |

**Medallists:**

|       |                     |                |
|-------|---------------------|----------------|
| Men   | Alonso Edward       | 200m: 2009-2   |
|       | Irving Saladino     | LJ: 2007-1     |
| Women | None. Best Placing: |                |
|       | Irina Ambulo        | 400m: 1983-7q3 |

**PAR / Paraguay**

Years Entered: All from 1983

**Best Placings:**

|       |                     |              |
|-------|---------------------|--------------|
| Men   | Ramon Jiménez-Gaona | DT: 1993-15Q |
| Women | Leryn Franco        | JT: 2003-24Q |

**PER / Peru**

Years Entered: All from 1983

**Best Placings:**

|       |                 |              |
|-------|-----------------|--------------|
| Men   | Jorge McFarlane | LJ: 2011-26Q |
| Women | Ena Guevara     | Mar: 1991-19 |

**PHI / Philippines**

Years Entered: 1983 / 1987 / 1991 / 1993 / 1995 / 1997, then all from 2001

**Best Placings:**

|       |                   |                |
|-------|-------------------|----------------|
| Men   | Isidro del Prado  | 400m: 1983-7q2 |
| Women | Marestella Torres | LJ: 2005-15Q   |

**PLE / Palestine**

Years Entered: 1983 / 1987, then all from 1993

**Best Placings:**

|       |                   |                |
|-------|-------------------|----------------|
| Men   | Mohamed Abukhousa | 100m: 2013-5h4 |
| Women | Nabeela Mabrouk   | SP: 1995-25Q   |

**PLW / Palau**

Years Entered: All from 1997

**Best Placings:**

|       |                  |                |
|-------|------------------|----------------|
| Men   | Rodman Teltul    | 100m: 2015-7q2 |
| Women | Ngerak Florencio | 100m: 2003-6h6 |
|       | Peoria Koshiba   | 100m: 2001-6h4 |
|       | Bella Reklai     | 100m: 2009-6h4 |

**PNG / Papua New Guinea**

Years Entered: All from 1983

**Best Placings:**

|       |              |                                     |
|-------|--------------|-------------------------------------|
| Men   | Paiwa Bogela | 400mH: 1983-6h1                     |
|       | Mowen Boino  | 400mH: 2001-6h3, 2007-6h4, 2013-6h4 |
|       | Peter Pulu   | 100m: 1995-6h6                      |
|       | Ivan Wakit   | 400mH: 1999-6h5                     |
| Women | Elanga Buala | 400m: 1983-6q2                      |

**POL / Poland**

Years Entered: 1976, then all from 1983

**Placing Tables:**

| Overall       | Gold      | Silver       | Bronze       | 4th          | 5th       | 6th          | 7th          | 8th          |
|---------------|-----------|--------------|--------------|--------------|-----------|--------------|--------------|--------------|
| 1983          | 2         | 1            | 1            | 1            | -         | 1            | -            | 2+1=         |
| 1987          | -         | -            | -            | 2            | 1         | -            | 1            | -            |
| 1991          | 1         | -            | -            | 2            | 1         | 2            | -            | 1            |
| 1993          | -         | 1            | -            | -            | 1         | 1            | 1            | 2            |
| 1995          | -         | -            | 2            | 1            | 1         | 1            | 1            | 1=           |
| 1997          | 1         | 1            | 1            | 1            | 1         | -            | -            | 1            |
| 1999          | 1         | -            | -            | -            | 4         | -            | 3            | 1            |
| 2001          | 2         | -            | 3            | 1            | 1         | 2            | 1            | 1            |
| 2003          | 1         | -            | -            | 1=           | 3         | 2            | 2            | 1            |
| 2005          | -         | 2            | -            | 2            | 1         | 1+1=         | 4            | 2            |
| 2007          | -         | -            | 3            | 3            | -         | 2            | 2            | 3            |
| 2009          | 2         | 3+1=         | 2+1=         | 1            | 1         | -            | 1            | 1            |
| 2011          | 1         | -            | -            | 5            | 1         | 1            | 2            | 1            |
| 2013          | 1         | 2            | -            | 1            | -         | 4            | 1+1=         | 1            |
| 2015          | 3         | 1            | 2+2=         | 1            | -         | 1            | 2            | 1            |
| <b>Totals</b> | <b>15</b> | <b>11+1=</b> | <b>14+3=</b> | <b>21+1=</b> | <b>16</b> | <b>18+1=</b> | <b>21+1=</b> | <b>18+2=</b> |

| Men           | Gold      | Silver   | Bronze       | 4th      | 5th       | 6th      | 7th      | 8th         |
|---------------|-----------|----------|--------------|----------|-----------|----------|----------|-------------|
| 1983          | 2         | 1        | 1            | 1        | -         | 1        | -        | 1+1=        |
| 1987          | -         | -        | -            | 2        | 1         | -        | -        | -           |
| 1991          | -         | -        | -            | 1        | 1         | -        | -        | -           |
| 1993          | -         | 1        | -            | -        | -         | -        | -        | -           |
| 1995          | -         | -        | 2            | -        | 1         | -        | -        | 1=          |
| 1997          | 1         | 1        | 1            | -        | 1         | -        | -        | -           |
| 1999          | 1         | -        | -            | -        | 3         | -        | -        | -           |
| 2001          | 2         | -        | 2            | -        | -         | 2        | -        | 1           |
| 2003          | 1         | -        | -            | -        | 1         | 1        | 1        | -           |
| 2005          | -         | 1        | -            | -        | 1         | -        | 3        | -           |
| 2007          | -         | -        | 2            | 1        | -         | -        | 2        | -           |
| 2009          | -         | 3        | 1+1=         | -        | 1         | -        | -        | 1           |
| 2011          | 1         | -        | -            | 3        | -         | 1        | 2        | 1           |
| 2013          | 1         | 1        | -            | 1        | -         | 3        | -        | 1           |
| 2015          | 2         | 1        | 2+2=         | -        | -         | 1        | 1        | -           |
| <b>Totals</b> | <b>11</b> | <b>9</b> | <b>11+3=</b> | <b>9</b> | <b>10</b> | <b>9</b> | <b>9</b> | <b>5+2=</b> |

| Women         | Gold     | Silver      | Bronze   | 4th          | 5th      | 6th         | 7th          | 8th       |
|---------------|----------|-------------|----------|--------------|----------|-------------|--------------|-----------|
| 1983          | -        | -           | -        | -            | -        | -           | -            | 1         |
| 1987          | -        | -           | -        | -            | -        | -           | 1            | -         |
| 1991          | 1        | -           | -        | 1            | -        | 2           | -            | 1         |
| 1993          | -        | -           | -        | -            | 1        | 1           | 1            | 2         |
| 1995          | -        | -           | -        | 1            | -        | 1           | 1            | -         |
| 1997          | -        | -           | -        | 1            | -        | -           | -            | 1         |
| 1999          | -        | -           | -        | -            | 1        | -           | 3            | 1         |
| 2001          | -        | -           | 1        | 1            | 1        | -           | 1            | -         |
| 2003          | -        | -           | -        | 1=           | 2        | 1           | 1            | 1         |
| 2005          | -        | 1           | -        | 2            | -        | 1+1=        | 1            | 2         |
| 2007          | -        | -           | 1        | 2            | -        | 2           | -            | 3         |
| 2009          | 2        | 1=          | 1        | 1            | -        | -           | 1            | -         |
| 2011          | -        | -           | -        | 2            | 1        | -           | -            | -         |
| 2013          | -        | 1           | -        | -            | -        | 1           | 1+1=         | -         |
| 2015          | 1        | -           | -        | 1            | -        | -           | 1            | 1         |
| <b>Totals</b> | <b>4</b> | <b>2+1=</b> | <b>3</b> | <b>12+1=</b> | <b>6</b> | <b>9+1=</b> | <b>12+1=</b> | <b>13</b> |

**Best Placings:**

|       |                            |  |
|-------|----------------------------|--|
| Men   | Witold Banka               | 4x400mR: 2007-3 (ran ht)                               |
|       | Sylwester Bednarek         | HJ: 2009-3=  |
|       | <b>Jacek Bocian</b>        | <b>4x400mR: 1999-1, 2001-3</b><br>(ran ht)             |
|       | Paweł Czapiewski           | 800m: 2001-3   |
|       | <b>Tomasz Czubak</b>       | <b>4x400mR: 1997-3, 1999-1</b>                         |
|       | Daniel Dabrowski           | 4x400mR: 2007-3  |
|       | <b>Piotr Długosielski</b>  | <b>4x400mR: 1999-1</b> (ran ht),<br>2001-3             |
|       | <b>Paweł Fajdek</b>        | <b>HT: 2013-1, 2015-1</b>                              |
|       | <b>Piotr Haczek</b>        | <b>4x400mR: 1997-3, 1999-1,</b><br>2001-3              |
|       | <b>Zdzisław Hoffmann</b>   | <b>TJ: 1983-1</b>                                      |
|       | <b>Robert Korzeniowski</b> | <b>50KmW: 1995-3, 1997-1,</b><br><b>2001-1, 2003-1</b> |
|       | Kacper Kozłowski           | 4x400mR: 2007-3  |
|       | Adam Kszczot               | 800m: 2015-2   |
|       | Zdzisław Kwasny            | HT: 1983-3   |
|       | Piotr Lisek                | PV: 2015-3=  |
|       | <b>Robert Maćkowiak</b>    | <b>4x400mR: 1997-3, 1999-1</b>                         |
|       | Tomasz Majewski            | SP: 2009-2   |
|       | <b>Piotr Małachowski</b>   | <b>DT: 2009-2, 2013-2, 2015-1</b>                      |
|       | Bogusław Maminski          | 3000mSC: 1983-2  |
|       | Marcin Marciniszyn         | 4x400mR: 2007-3  |
|       | Wojciech Nowicki           | HT: 2015-3   |
|       | Artur Partyka              | HJ: 1993-2, 1995-3, 1997-2                             |
|       | Marek Plawgo               | 400mH: 2007-3; 4x400mR:<br>2007-3                      |
|       | Piotr Rysiukiewicz         | 4x400mR: 1997-3, 2001-3                                |
|       | <b>Edward Sarul</b>        | <b>SP: 1983-1</b>                                      |
|       | Grzegorz Sudoł             | 50KmW: 2009-3  |
|       | Robert Urbanek             | DT: 2015-3   |
|       | Rafał Wieruszewski         | 4x400mR: 2001-3, 2007-3<br>(ran ht)                    |
|       | <b>Paweł Wojciechowski</b> | <b>PV: 2011-1, 2015-3=</b>                             |
|       | <b>Szymon Ziółkowski</b>   | <b>HT: 2001-1, 2005-2, 2009-2</b>                      |
| Women | Kamila Chudzik             | Hep: 2009-3  |
|       | Anna Jesień                | 400mH: 2007-3  |
|       | <b>Wanda Panfil</b>        | <b>Mar: 1991-1</b>                                     |
|       | Monika Pyrek               | PV: 2001-3, 2005-2, 2009-2=                            |
|       | <b>Anna Rogowska</b>       | <b>PV: 2009-1</b>                                      |
|       | <b>Anita Włodarczyk</b>    | <b>HT: 2009-1, 2013-2, 2015-1</b>                      |

**POR / Portugal**

Years Entered: All from 1980

**Placing Tables:**

| Overall       | Gold     | Silver   | Bronze   | 4th       | 5th      | 6th      | 7th      | 8th      |
|---------------|----------|----------|----------|-----------|----------|----------|----------|----------|
| 1983          | -        | -        | -        | 1         | -        | 1        | -        | -        |
| 1987          | 1        | 1        | -        | -         | -        | -        | 1        | 1        |
| 1991          | -        | -        | -        | -         | 1        | 1        | 1        | 1        |
| 1993          | -        | 1        | -        | -         | -        | 1        | 1        | -        |
| 1995          | 2        | 1        | 1        | -         | -        | -        | -        | 1        |
| 1997          | 1        | 2        | 1        | -         | -        | 2        | -        | -        |
| 1999          | -        | -        | -        | 2         | 2        | -        | 1        | -        |
| 2001          | -        | -        | 1        | 1         | -        | -        | 1        | -        |
| 2003          | -        | -        | -        | 1         | 1        | -        | -        | -        |
| 2005          | -        | -        | 2        | 1         | -        | -        | 1        | -        |
| 2007          | 1        | -        | -        | 1         | 1        | -        | 1        | -        |
| 2009          | -        | 1        | -        | 2         | -        | 1        | -        | -        |
| 2011          | -        | -        | -        | -         | 3        | 1        | -        | 1        |
| 2013          | -        | -        | -        | 1         | -        | -        | -        | 1        |
| 2015          | -        | -        | 1        | 1         | -        | -        | -        | -        |
| <b>Totals</b> | <b>5</b> | <b>6</b> | <b>6</b> | <b>11</b> | <b>8</b> | <b>7</b> | <b>7</b> | <b>5</b> |



| Men           | Gold     | Silver   | Bronze   | 4th      | 5th      | 6th      | 7th      | 8th      |
|---------------|----------|----------|----------|----------|----------|----------|----------|----------|
| 1983          | -        | -        | -        | -        | -        | 1        | -        | -        |
| 1987          | -        | 1        | -        | -        | -        | -        | -        | 1        |
| 1991          | -        | -        | -        | -        | 1        | 1        | -        | 1        |
| 1995          | -        | -        | -        | -        | -        | -        | -        | 1        |
| 1997          | -        | -        | -        | -        | -        | 1        | -        | -        |
| 1999          | -        | -        | -        | 1        | 1        | -        | -        | -        |
| 2001          | -        | -        | 1        | -        | -        | -        | 1        | -        |
| 2003          | -        | -        | -        | 1        | 1        | -        | -        | -        |
| 2005          | -        | -        | 1        | 1        | -        | -        | -        | -        |
| 2007          | 1        | -        | -        | -        | -        | -        | -        | -        |
| 2009          | -        | 1        | -        | -        | -        | -        | -        | -        |
| 2011          | -        | -        | -        | -        | 2        | -        | -        | -        |
| 2013          | -        | -        | -        | 1        | -        | -        | -        | -        |
| 2015          | -        | -        | 1        | -        | -        | -        | -        | -        |
| <b>Totals</b> | <b>1</b> | <b>2</b> | <b>3</b> | <b>4</b> | <b>5</b> | <b>3</b> | <b>1</b> | <b>3</b> |

| Women         | Gold     | Silver   | Bronze   | 4th      | 5th      | 6th      | 7th      | 8th      |
|---------------|----------|----------|----------|----------|----------|----------|----------|----------|
| 1983          | -        | -        | -        | 1        | -        | -        | -        | -        |
| 1987          | 1        | -        | -        | -        | -        | -        | 1        | -        |
| 1991          | -        | -        | -        | -        | -        | -        | 1        | -        |
| 1993          | -        | 1        | -        | -        | -        | 1        | 1        | -        |
| 1995          | 2        | 1        | 1        | -        | -        | -        | -        | -        |
| 1997          | 1        | 2        | 1        | -        | -        | 1        | -        | -        |
| 1999          | -        | -        | -        | 1        | 1        | -        | 1        | -        |
| 2001          | -        | -        | -        | 1        | -        | -        | -        | -        |
| 2005          | -        | -        | 1        | -        | -        | -        | 1        | -        |
| 2007          | -        | -        | -        | 1        | 1        | -        | 1        | -        |
| 2009          | -        | -        | -        | 2        | -        | 1        | -        | -        |
| 2011          | -        | -        | -        | -        | 1        | 1        | -        | 1        |
| 2013          | -        | -        | -        | -        | -        | -        | -        | 1        |
| 2015          | -        | -        | -        | 1        | -        | -        | -        | -        |
| <b>Totals</b> | <b>4</b> | <b>4</b> | <b>3</b> | <b>7</b> | <b>3</b> | <b>4</b> | <b>6</b> | <b>2</b> |

**Best Placings:**

|       |                         |  |
|-------|-------------------------|--|
| Men   | Carlos Calado           | LJ: 2001-3   |
|       | Domingos Castro         | 5000m: 1987-2  |
|       | Rui Silva               | 1500m: 2005-3  |
|       | <b>Nelson Évora</b>     | <b>TJ: 2007-1, 2009-2, 2015-3</b>                        |
| Women | Susana Feitór           | 20KmW: 2005-3  |
|       | <b>Manuela Machado</b>  | <b>Mar: 1993-2, 1995-1, 1997-2</b>                       |
|       | <b>Rosa Mota</b>        | <b>Mar: 1987-1</b>                                       |
|       | <b>Fernanda Ribeiro</b> | 5000m: 1995-2, 1997-3;<br><b>10,000m: 1995-1, 1997-2</b> |
|       | <b>Carla Sacramento</b> | <b>1500m: 1995-3, 1997-1</b>                             |

**PRK / PDR of Korea**

Years Entered: 1983 / 1999 / 2003 / 2005 / 2009 / 2013 / 2015

**Placing Table:**

| Women         | Gold     | Silver   | Bronze   | 4th      | 5th      | 6th      | 7th      | 8th      |
|---------------|----------|----------|----------|----------|----------|----------|----------|----------|
| 1999          | 1        | -        | -        | -        | -        | -        | -        | -        |
| 2003          | -        | -        | -        | -        | 1        | -        | -        | -        |
| 2013          | -        | -        | -        | -        | -        | -        | -        | 1        |
| <b>Totals</b> | <b>1</b> | <b>-</b> | <b>-</b> | <b>-</b> | <b>1</b> | <b>-</b> | <b>-</b> | <b>1</b> |

**Medallists:**

|       |                     |                    |
|-------|---------------------|--------------------|
| Men   | None. Best Placing: |                    |
|       | Ri Kyong-chol       | Mar: 2005-32       |
| Women | <b>Yong Song-Ok</b> | <b>Mar: 1999-1</b> |

**PUR / Puerto Rico**

Years Entered: All from 1983

**Placing Table:**

| Men           | Gold     | Silver   | Bronze   | 4th      | 5th      | 6th      | 7th      | 8th      |
|---------------|----------|----------|----------|----------|----------|----------|----------|----------|
| 2009          | -        | 1        | -        | -        | -        | -        | -        | -        |
| 2011          | -        | 1        | -        | -        | -        | -        | -        | -        |
| 2013          | -        | -        | -        | -        | -        | 1        | -        | -        |
| <b>Totals</b> | <b>-</b> | <b>2</b> | <b>-</b> | <b>-</b> | <b>-</b> | <b>1</b> | <b>-</b> | <b>-</b> |

**Medallists:**

|       |                     |                       |
|-------|---------------------|-----------------------|
| Men   | Javier Culson       | 400mH: 2009-2, 2011-2 |
| Women | None. Best Placing: |                       |
|       | Yvonne Harrison     | 400mH: 2001-7s2       |

**PYF / Polynesia Française (Tahiti up to 2001)**

Years Entered: 1993, then all from 1997

**Best Placings:**

|       |                              |                |
|-------|------------------------------|----------------|
| Men   | Gordon Barff                 | DT: 1993-29Q   |
| Women | Marie-Jeanne Ceran-Jerusalem | 100m: 2001-5h6 |

**QAT / Qatar**

Years Entered: All from 1983

**Placing Table:**

| Men           | Gold     | Silver   | Bronze   | 4th      | 5th      | 6th      | 7th      | 8th      |
|---------------|----------|----------|----------|----------|----------|----------|----------|----------|
| 1993          | -        | -        | -        | 1        | -        | -        | -        | -        |
| 1995          | -        | -        | -        | -        | -        | -        | 1        | -        |
| 1997          | -        | -        | -        | -        | -        | 1        | -        | -        |
| 2001          | -        | -        | -        | -        | -        | -        | 1        | -        |
| 2003          | 1        | -        | -        | 1        | -        | -        | 1        | -        |
| 2005          | 1        | -        | -        | -        | -        | -        | -        | -        |
| 2007          | -        | 1        | -        | -        | -        | -        | -        | -        |
| 2009          | -        | -        | 1        | -        | -        | -        | -        | -        |
| 2011          | -        | -        | -        | -        | -        | -        | 1        | 1        |
| 2013          | -        | 1        | -        | -        | -        | -        | -        | -        |
| 2015          | -        | -        | -        | 1        | -        | 1        | 1        | -        |
| <b>Totals</b> | <b>2</b> | <b>2</b> | <b>1</b> | <b>3</b> | <b>-</b> | <b>2</b> | <b>5</b> | <b>1</b> |

**Medallists:**

|       |                           |                                |
|-------|---------------------------|--------------------------------|
| Men   | Mutaz Issa Barshim        | HJ: 2013-2                     |
|       | James Kwalia              | 5000m: 2009-3                  |
|       | <b>Saif Saeed Shaheen</b> | <b>3000mSC: 2003-1, 2005-1</b> |
|       | Mubarak Hassan Shami      | Mar: 2007-2                    |
| Women | No competitors            |                                |

**ROU / Romania**

Years Entered: All from 1983

**Placing Tables:**

| Overall | Gold | Silver | Bronze | 4th  | 5th | 6th | 7th | 8th |
|---------|------|--------|--------|------|-----|-----|-----|-----|
| 1983    | -    | 1      | -      | -    | 1   | 3   | -   | 2   |
| 1987    | -    | 1      | 1      | -    | 1   | 2   | -   | 1   |
| 1991    | -    | 1      | 1      | 1    | 2   | 1   | -   | -   |
| 1993    | -    | -      | 1      | 1+1= | -   | -   | 2   | 1   |
| 1995    | -    | 2      | -      | 1    | 2   | 1   | 1   | -   |
| 1997    | 1    | 1      | 1      | -    | 1   | -   | -   | -   |
| 1999    | 2    | -      | 2      | 1    | -   | 1   | -   | 2   |
| 2001    | 2    | 2      | -      | -    | 1   | 3   | 1=  | 1   |
| 2003    | -    | -      | -      | 1    | 1   | 1   | -   | -   |
| 2005    | -    | -      | 2      | -    | 1   | -   | 1   | 1   |
| 2007    | -    | -      | 1      | -    | 1   | 2   | -   | -   |
| 2009    | -    | -      | 1      | 1    | -   | -   | 1   | 1   |
| 2011    | -    | -      | -      | -    | -   | 1   | -   | 1   |

|               |          |          |           |             |           |           |             |           |
|---------------|----------|----------|-----------|-------------|-----------|-----------|-------------|-----------|
| 2013          | -        | -        | -         | -           | -         | 2         | -           | -         |
| 2015          | -        | -        | -         | -           | -         | 1         | -           | -         |
| <b>Totals</b> | <b>5</b> | <b>8</b> | <b>10</b> | <b>6+1=</b> | <b>11</b> | <b>18</b> | <b>5+1=</b> | <b>10</b> |

| Men           | Gold     | Silver   | Bronze   | 4th      | 5th      | 6th      | 7th      | 8th      |
|---------------|----------|----------|----------|----------|----------|----------|----------|----------|
| 1987          | -        | -        | -        | -        | -        | 1        | -        | -        |
| 1991          | -        | -        | -        | -        | 1        | -        | -        | -        |
| 1993          | -        | -        | -        | 1        | -        | -        | -        | -        |
| 1995          | -        | -        | -        | -        | 1        | 1        | -        | -        |
| 1999          | -        | -        | -        | -        | -        | -        | -        | 1        |
| 2005          | -        | -        | 1        | -        | -        | -        | -        | -        |
| 2013          | -        | -        | -        | -        | -        | 1        | -        | -        |
| 2015          | -        | -        | -        | -        | -        | 1        | -        | -        |
| <b>Totals</b> | <b>-</b> | <b>-</b> | <b>1</b> | <b>1</b> | <b>2</b> | <b>4</b> | <b>-</b> | <b>1</b> |

**Best Placings:**

|       |                          |   |
|-------|--------------------------|---|
| Men   | Marian Oprea             | TJ: 2005-3                                  |
| Women | Anuța Cătună             | Mar: 1995-2                                 |
|       | Anișoara Cușmir          | LJ: 1983-2                                  |
|       | Nicoleta Grasu           | DT: 1999-3, 2001-2, 2007-3, 2009-3          |
|       | Ella Kovacs              | 800m: 1991-3, 1993-3                        |
|       | Rodica Mateescu          | TJ: 1997-2                                  |
|       | Doina Melinte            | 1500m: 1987-3                               |
|       | <b>Mihaela Melinte</b>   | <b>HT: 1999-1</b>                           |
|       | Liliana Nastase          | Hep: 1991-2                                 |
|       | Maricica Puică           | 3000m: 1987-2                               |
|       | <b>Lidia Șimon</b>       | <b>Mar: 1997-3, 1999-3, 2001-1</b>          |
|       | <b>Gabriela Szabo</b>    | <b>1500m: 2001-1; 5000m: 1997-1, 1999-1</b> |
|       | Violeta Szekely          | 1500m: 2001-2                               |
|       | Felicia Tilea            | JT: 1995-2                                  |
|       | Constantina Tomescu-Diță | Mar: 2005-3                                 |

**RSA / South Africa**

Years Entered: All from 1983

**Placing Tables:**

| Overall | Gold | Silver | Bronze | 4th | 5th | 6th | 7th | 8th |
|---------|------|--------|--------|-----|-----|-----|-----|-----|
| 1993    | -    | -      | -      | -   | 1   | -   | 1   | 1   |
| 1995    | -    | -      | -      | 1   | 1   | -   | -   | 1   |
| 1997    | 1    | 1      | -      | 1   | -   | -   | -   | 1   |
| 1999    | -    | 1      | 1      | -   | -   | 1   | -   | -   |
| 2001    | 2    | -      | -      | -   | -   | 1   | -   | 3   |
| 2003    | 2    | 1      | 1      | -   | -   | 1   | 2   | 2   |
| 2005    | -    | -      | -      | -   | -   | 2   | 1   | -   |
| 2007    | -    | -      | -      | -   | 1   | 1   | 1   | -   |
| 2009    | 2    | 1      | -      | -   | -   | -   | -   | -   |
| 2011    | 1    | 1      | 2      | -   | 2   | -   | -   | -   |

|               |          |          |          |          |          |          |          |          |
|---------------|----------|----------|----------|----------|----------|----------|----------|----------|
| 2013          | -        | -        | 1        | -        | 1        | 2        | 1        | -        |
| 2015          | 1        | -        | 2        | -        | -        | -        | 1        | -        |
| <b>Totals</b> | <b>9</b> | <b>5</b> | <b>7</b> | <b>2</b> | <b>6</b> | <b>8</b> | <b>7</b> | <b>8</b> |

| Men           | Gold     | Silver   | Bronze   | 4th      | 5th      | 6th      | 7th      | 8th      |
|---------------|----------|----------|----------|----------|----------|----------|----------|----------|
| 1993          | -        | -        | -        | -        | 1        | -        | -        | 1        |
| 1995          | -        | -        | -        | 1        | -        | -        | -        | -        |
| 1997          | 1        | 1        | -        | 1        | -        | -        | -        | -        |
| 1999          | -        | 1        | 1        | -        | -        | 1        | -        | -        |
| 2001          | 1        | -        | -        | -        | -        | 1        | -        | 3        |
| 2003          | 1        | 1        | 1        | -        | -        | 1        | 2        | 1        |
| 2005          | -        | -        | -        | -        | -        | 2        | 1        | -        |
| 2007          | -        | -        | -        | -        | 1        | 1        | 1        | -        |
| 2009          | 1        | 1        | -        | -        | -        | -        | -        | -        |
| 2011          | -        | 1        | 1        | -        | 2        | -        | -        | -        |
| 2013          | -        | -        | 1        | -        | 1        | 1        | 1        | -        |
| 2015          | 1        | -        | 1        | -        | -        | -        | -        | -        |
| <b>Totals</b> | <b>5</b> | <b>5</b> | <b>5</b> | <b>2</b> | <b>5</b> | <b>7</b> | <b>5</b> | <b>5</b> |

| Women         | Gold     | Silver   | Bronze   | 4th      | 5th      | 6th      | 7th      | 8th      |
|---------------|----------|----------|----------|----------|----------|----------|----------|----------|
| 1993          | -        | -        | -        | -        | -        | -        | 1        | -        |
| 1995          | -        | -        | -        | -        | 1        | -        | -        | 1        |
| 1997          | -        | -        | -        | -        | -        | -        | -        | 1        |
| 2001          | 1        | -        | -        | -        | -        | -        | -        | -        |
| 2003          | 1        | -        | -        | -        | -        | -        | -        | 1        |
| 2009          | 1        | -        | -        | -        | -        | -        | -        | -        |
| 2011          | 1        | -        | 1        | -        | -        | -        | -        | -        |
| 2013          | -        | -        | -        | -        | -        | 1        | -        | -        |
| 2015          | -        | -        | 1        | -        | -        | -        | 1        | -        |
| <b>Totals</b> | <b>4</b> | <b>-</b> | <b>2</b> | <b>-</b> | <b>1</b> | <b>1</b> | <b>2</b> | <b>3</b> |

**Best Placings:**

|       |                          |                                |
|-------|--------------------------|--------------------------------|
| Men   | Adriaan Botha            | 4x400mR: 1999-3                |
|       | Okkert Brits             | PV: 2003-2                     |
|       | <b>Marius Corbett</b>    | <b>JT: 1997-1</b>              |
|       | Johan Cronje             | 1500m: 2013-3                  |
|       | <b>Corne Du Plessis</b>  | <b>4x100mR: 2001-1</b>         |
|       | <b>Jacques Freitag</b>   | <b>HJ: 2003-1</b>              |
|       | Llewellyn Herbert        | 400mH: 1997-2                  |
|       | Anaso Jobodwana          | 200m: 2015-3                   |
|       | Arnaud Malherbe          | 4x400mR: 1999-3                |
|       | Ofentse Mogawane         | 4x400mR: 2011-2                |
|       | Hendrik Mokganyetsi      | 4x400mR: 1999-3                |
|       | Khotso Mokoena           | LJ: 2009-2                     |
|       | <b>Mbulaeni Mulaudzi</b> | <b>800m: 2003-3, 2009-1</b>    |
|       | <b>Morne Nagel</b>       | <b>4x100mR: 2001-1</b>         |
|       | <b>Lee-Roy Newton</b>    | <b>4x100mR: 2001-1</b>         |
|       | Oscar Pistorius          | 4x400mR: 2011-2 (ran ht)       |
|       | <b>Matthew Quinn</b>     | <b>4x100mR: 2001-1</b>         |
|       | Hezekiel Sepeng          | 800m: 1999-2                   |
|       | <b>Wayde van Niekerk</b> | <b>400m: 2015-1</b>            |
|       | Shane Victor             | 4x400mR: 2011-2                |
|       | Willem de Beer           | 4x400mR: 2011-2                |
|       | Jopie van Oudtshoorn     | 4x400mR: 1999-3                |
|       | Louis van Zyl            | 400mH: 2011-3; 4x400mR: 2011-2 |
| Women | <b>Hestrie Cloete</b>    | <b>HJ: 2001-1, 2003-1</b>      |
|       | <b>Caster Semenya</b>    | <b>800m: 2009-1, 2011-1</b>    |
|       | Sunette Viljoen          | JT: 2011-3, 2015-3             |

**RUS / Russia**Years Entered: All from 1993  
See also USSR for 1983-1991**Placing Tables:**

| Overall | Gold | Silver | Bronze | 4th  | 5th | 6th | 7th | 8th |
|---------|------|--------|--------|------|-----|-----|-----|-----|
| 1993    | 3    | 8      | 3+2=   | 4+1= | 5   | 6   | 3   | 3   |
| 1995    | 1    | 4      | 7      | 6    | 4   | 2   | 7   | 4   |

|               |           |              |              |              |              |              |              |           |
|---------------|-----------|--------------|--------------|--------------|--------------|--------------|--------------|-----------|
| 1997          | 1         | 3+1=         | 3            | 6            | 2+1=         | 3            | 4            | 4         |
| 1999          | 5         | 4            | 3            | 3            | 3            | 2            | 1            | 5         |
| 2001          | 5         | 5+2=         | 6            | 3+1=         | 3            | 4            | 2            | 3         |
| 2003          | 7         | 7            | 5            | 9            | 3            | 6            | 1            | 5         |
| 2005          | 7         | 6+1=         | 4            | 5            | 5            | 5            | 4            | 2         |
| 2007          | 4         | 6+1=         | 4            | 6            | 5            | 4+1=         | 4            | -         |
| 2009          | 2         | 2            | 7            | 1            | 5            | 4            | 3+1=         | 3         |
| 2011          | 5         | 2            | 3            | 3            | 4+1=         | 4            | 2            | 4         |
| 2013          | 6         | 3            | 4+1=         | 2            | 3+1=         | 4            | 5            | 6         |
| 2015          | 2         | 1            | 1            | 2            | 3            | 1            | 2            | 2         |
| <b>Totals</b> | <b>48</b> | <b>51+5=</b> | <b>50+3=</b> | <b>50+2=</b> | <b>45+3=</b> | <b>45+1=</b> | <b>38+1=</b> | <b>41</b> |

| Men           | Gold      | Silver       | Bronze       | 4th          | 5th          | 6th       | 7th       | 8th       |
|---------------|-----------|--------------|--------------|--------------|--------------|-----------|-----------|-----------|
| 1993          | -         | 3            | 1+2=         | 1            | 2            | 3         | 1         | 1         |
| 1995          | -         | 1            | -            | 2            | 1            | 1         | 4         | 2         |
| 1997          | -         | 2            | 2            | 2            | 1            | 2         | 2         | 1         |
| 1999          | 3         | 1            | -            | -            | 2            | -         | -         | 2         |
| 2001          | 1         | 1+2=         | 3            | 1+1=         | 2            | 1         | 1         | -         |
| 2003          | 1         | 2            | 1            | 2            | 1            | 2         | -         | 2         |
| 2005          | 1         | 2+1=         | 2            | 1            | 3            | 1         | 2         | 1         |
| 2007          | -         | 1            | 1            | 3            | 2            | 2         | -         | -         |
| 2009          | 1         | -            | 2            | 1            | 2            | -         | 2         | -         |
| 2011          | 1         | 1            | 1            | 1            | 1=           | 2         | -         | 2         |
| 2013          | 2         | 1            | 3            | 1            | 2            | -         | 2         | 3         |
| 2015          | 1         | 1            | -            | 1            | 3            | 1         | 1         | 2         |
| <b>Totals</b> | <b>11</b> | <b>16+3=</b> | <b>16+2=</b> | <b>16+1=</b> | <b>21+1=</b> | <b>15</b> | <b>15</b> | <b>16</b> |

| Women         | Gold      | Silver       | Bronze       | 4th          | 5th          | 6th          | 7th          | 8th       |
|---------------|-----------|--------------|--------------|--------------|--------------|--------------|--------------|-----------|
| 1993          | 3         | 5            | 2            | 3+1=         | 3            | 3            | 2            | 2         |
| 1995          | 1         | 3            | 7            | 4            | 3            | 1            | 3            | 2         |
| 1997          | 1         | 1+1=         | 1            | 4            | 1+1=         | 1            | 2            | 3         |
| 1999          | 2         | 3            | 3            | 3            | 1            | 2            | 1            | 3         |
| 2001          | 4         | 4            | 3            | 2            | 1            | 3            | 1            | 3         |
| 2003          | 6         | 5            | 4            | 7            | 2            | 4            | 1            | 3         |
| 2005          | 6         | 4            | 2            | 4            | 2            | 4            | 2            | 1         |
| 2007          | 4         | 5+1=         | 3            | 3            | 3            | 2+1=         | 4            | -         |
| 2009          | 1         | 2            | 5            | -            | 3            | 4            | 1+1=         | 3         |
| 2011          | 4         | 1            | 2            | 2            | 4            | 2            | 2            | 2         |
| 2013          | 4         | 2            | 1+1=         | 1            | 1+1=         | 4            | 3            | 3         |
| 2015          | 1         | -            | 1            | 1            | -            | -            | 1            | -         |
| <b>Totals</b> | <b>37</b> | <b>35+2=</b> | <b>34+1=</b> | <b>34+1=</b> | <b>24+2=</b> | <b>30+1=</b> | <b>23+1=</b> | <b>25</b> |

**Best Placings:**

|     |                            |   |
|-----|----------------------------|---|
| Men | Yuriy Borzakovskiy         | 800m: 2003-2, 2005-2, 2007-3, 2011-3        |
|     | Viktor Burayev             | 20KmW: 2001-3                               |
|     | Aleksey Dmitrik            | HJ: 2011-2                                  |
|     | Maksim Dyldin              | 4x400mR: 2013-3                             |
|     | Pavel Gerasimov            | PV: 2005-3                                  |
|     | <b>Alexander Ivanov</b>    | <b>20KmW: 2013-1</b>                        |
|     | <b>Sergey Kirdyapkin</b> ✕ | <b>50KmW: 2005-1</b>                        |
|     | Ilya Konovalov             | HT: 2001-3                                  |
|     | Vladimir Krasnov           | 4x400mR: 2013-3                             |
|     | Denis Kudryavtsev          | 400mH: 2015-2                               |
|     | <b>Sergey Makarov</b>      | <b>JT: 2003-1, 2005-3</b>                   |
|     | <b>Ilya Markov</b>         | <b>20KmW: 1999-1, 2001-2</b>                |
|     | Nikolay Matyukhin          | 50KmW: 1999-2                               |
|     | <b>Aleksandr Menkov</b>    | <b>LJ: 2013-1</b>                           |
|     | Lev Mosin                  | 4x400mR: 2013-3                             |
|     | <b>Denis Nizhegorodov</b>  | <b>50KmW: 2011-1</b>                        |
|     | Sergey Petukhov            | 4x400mR: 2013-3                             |
|     | Aleksandr Pogorelov        | Dec: 2009-3                                 |
|     | <b>Roman Rasskazov</b>     | <b>20KmW: 2001-1, 2003-3</b>                |
|     | <b>Yaroslav Rybakov</b>    | <b>HJ: 2001-2=, 2005-2=, 2007-2, 2009-1</b> |
|     | Mikhail Ryzhov             | 50KmW: 2013-2                               |
|     | Mikhail Shchennikov        | 20KmW: 1997-2                               |
|     | Dmitriy Shevchenko         | DT: 1993-2                                  |
|     | <b>Sergey Shubenkov</b>    | <b>110mH: 2013-3, 2015-1</b>                |
|     | Vasilii Sidorenko          | HT: 1997-3                                  |

|                       |   |  |
|-----------------------|---|--|
| German Skurygin       | ✕ | 50KmW: 2003-2                              |
| Kiril Sosunov         |   | LJ: 1997-3                                 |
| Igor Spasovkhodskiy   |   | TJ: 2001-3                                 |
| Valeriy Spitsyn       |   | 50KmW: 1993-3                              |
| Dmitri Tarabin        |   | JT: 2013-3                                 |
| Stanislav Tarasenko   |   | LJ: 1993-2                                 |
| <b>Maksim Tarasov</b> |   | <b>PV: 1993-3=, 1995-2, 1997-2, 1999-1</b> |

|                           |  |                            |
|---------------------------|--|----------------------------|
| Igor Trandenkov           |  | PV: 1993-3=                |
| Leonid Voloshin           |  | TJ: 1993-2                 |
| <b>Vyacheslav Voronin</b> |  | <b>HJ: 1999-1, 2001-2=</b> |
| Aleksey Voyevodin         |  | 50KmW: 2005-2              |
| Aleksey Zagornyi          |  | HT: 2009-3                 |

|       |                         |                                       |
|-------|-------------------------|---------------------------------------|
| Women | <b>Mariya Abakumova</b> | <b>JT: 2009-3, 2011-1, 2013-3</b>     |
|       | Yelena Afanasyeva       | 800m: 1997-2                          |
|       | Tatyana Alekseyeva      | 4x400mR: 1993-2                       |
|       | Yelena Andreyeva        | 4x400mR: 1995-2                       |
|       | Tatyana Andrianova      | 800m: 2005-3                          |
|       | <b>Natalya Antyukh</b>  | <b>400mH: 2011-3; 4x400mR: 2005-1</b> |

|                              |  |                                 |
|------------------------------|--|---------------------------------|
| Marina Azyabina              |  | 100mH: 1993-2                   |
| <b>Yekaterina Bakhvalova</b> |  | <b>4x400mR: 1999-1</b> (ran ht) |
| <b>Anna Biryukova</b>        |  | <b>TJ: 1993-1, 1995-3</b>       |
| <b>Olga Bogoslovskaya</b>    |  | <b>4x100mR: 1993-1</b>          |
| <b>Tatyana Chebykina</b>     |  | <b>4x400mR: 1995-2, 1999-1</b>  |
| Yolanda Chen                 |  | TJ: 1993-2                      |
| <b>Tatyana Chernova</b>      |  | <b>Hep: 2011-1</b>              |

|                           |  |   |
|---------------------------|--|---|
| <b>Olga Chernyavskaya</b> |  | <b>DT: 1993-1, 1995-3</b>                           |
| <b>Anna Chicherova</b>    |  | <b>HJ: 2007-2=, 2009-2, 2011-1, 2013-3=, 2015-3</b> |
| <b>Svetlana Feofanova</b> |  | <b>PV: 2001-2, 2003-1, 2007-3, 2011-3</b>           |

|                             |  |   |
|-----------------------------|--|---|
| Yuliya Filipova             |  | 100mH: 1995-3                                   |
| <b>Tatyana Firova</b>       |  | <b>4x400mR: 2005-1</b> (ran ht)                 |
| Olga Fyodorova              |  | 4x100mR: 2003-3                                 |
| <b>Lyudmila Galkina</b>     |  | <b>LJ: 1997-1</b>                               |
| Yelena Golesheva            |  | 4x400mR: 1993-2 (ran ht)                        |
| <b>Svetlana Goncharenko</b> |  | <b>4x400mR: 1995-2, 1999-1, 2003-2</b> (ran ht) |

|                         |  |   |
|-------------------------|--|---|
| Natalya Gorelova        |  | 1500m: 2001-3                             |
| Lyubov Gurina           |  | 800m: 1993-2                              |
| <b>Yelena Isinbaeva</b> |  | <b>PV: 2003-3, 2005-1, 2007-1, 2013-1</b> |

|                                   |  |  |
|-----------------------------------|--|--|
| <b>Olimpiada Ivanova</b>          |  | <b>20KmW: 2001-1, 2005-1</b>                 |
| Olga Kaliturina                   |  | HJ: 1997-2=                                  |
| <b>Olga Kaniskina</b> ✕           |  | <b>20KmW: 2007-1</b>                         |
| <b>Anastasiya Kapachinskaya</b> ✕ |  | <b>200m: 2003-1; 4x400mR: 2001-3, 2003-2</b> |

|                        |  |                               |
|------------------------|--|-------------------------------|
| Natalya Khrushchelyova |  | 800m: 2003-3                  |
| Anisiya Kirdyapkina    |  | 20KmW: 2009-3, 2011-2, 2013-2 |

|                     |  |                 |
|---------------------|--|-----------------|
| Marina Kislova      |  | 4x100mR: 2003-3 |
| Lyudmila Kolchanova |  | LJ: 2007-2      |
| Yekaterina Koneva   |  | TJ: 2013-2      |

|                            |   |                            |
|----------------------------|---|----------------------------|
| <b>Olga Kotlyarova</b>     |   | <b>4x400mR: 1999-1</b>     |
| Tatyana Kotova             | ✕ | LJ: 2001-2, 2003-2, 2007-3 |
| <b>Olesya Krasnomovets</b> |   | <b>4x400mR: 2005-1</b>     |

|                            |   |                                   |
|----------------------------|---|-----------------------------------|
| <b>Svetlana Krivelyova</b> |   | <b>SP: 1993-2, 1999-3, 2003-1</b> |
| Antonina Krivoshapka       | ✕ | 400m: 2009-3                      |
| Larisa Kruglova            |   | 4x100mR: 2003-3                   |

|                       |   |                            |
|-----------------------|---|----------------------------|
| <b>Mariya Kuchina</b> |   | <b>HJ: 2015-1</b>          |
| Marina Kuptsova       |   | HJ: 2003-2                 |
| Olga Kuzenkova        | ✕ | HT: 1999-2, 2001-2, 2003-2 |
| Svetlana Lapina       |   | HJ: 1999-3                 |

|                          |  |   |
|--------------------------|--|---|
| <b>Yelena Lashmanova</b> |  | <b>20KmW: 2013-1</b>                                  |
| <b>Tatyana Lebedeva</b>  |  | <b>LJ: 2007-1, 2009-2; TJ: 2001-1, 2003-1, 2007-2</b> |

|                          |  |                                      |
|--------------------------|--|--------------------------------------|
| <b>Tatyana Lysenko</b>   |  | <b>HT: 2005-2, 2011-1, 2013-1</b>    |
| <b>Galina Malchugina</b> |  | <b>200m: 1995-3; 4x100mR: 1993-1</b> |

**Svetlana Masterkova** **800m:** 1999-3; **1500m:** 1999-1  
 Svetlana Moskalets Hep: 1995-2  
 Irina Mushailova LJ: 1995-3  
**Natalya Nazarova** **4x400mR:** 1999-1, 2003-2  
**Yelena Nikolayeva** **10KmW:** 1995-3; **20KmW:** 2003-1  
**Yuliya Nosova/Pechonkina** **400mH:** 2001-2, 2003-3, 2005-1, 2007-2; **4x400mR:** 2001-3, 2003-2, **2005-1**  
 Tatyana Petrova 3000mSC: 2007-2  
 Margarita Ponomaryova **400mH:** 1993-3; **4x400mR:** 1993-2  
**Svetlana Pospelova** **4x400mR:** 2003-2 (ran ht), **2005-1**  
**Yelena Prokhorova** **Hep:** 2001-1  
 Anna Pyatykh TJ: 2005-3, 2007-3, 2009-3  
 Irina Rosikhina 4x400mR: 2001-3  
 Yelena Ruzina 4x400mR: 1993-2  
**Olga Ryabinkina** **SP:** 2005-1  
 Natalya Sadova X DT: 1997-3, 2005-2  
 Gulnara Samitova-Galkina 3000mSC: 2009-3  
**Irina Sergeyeva/Privalova** 100m: 1995-3; 200m: 1993-3, 1995-2; **4x100mR:** 1993-1; 4x400mR: 1993-2  
**Natalya Sharova** **4x400mR:** 1999-1 (ran ht)  
 Tatyana Shemyakina 20KmW: 2007-2  
 Natalya Shevtsova 4x400mR: 2001-3 (ran ht)  
 Tatyana Shikolenko JT: 1999-2, 2003-2  
**Svetlana Shkolina** **HJ:** 2013-1  
 Yuliya Sotnikova 4x400mR: 1995-2  
**Irina Stankina** **10KmW:** 1995-1  
 Vera Sychugova 4x400mR: 1993-2 (ran ht)  
 Yuliya Tabakova 4x100mR: 2003-3  
**Tatyana Tomashova** **1500m:** 2003-1, **2005-1**  
**Marina Trandenkova** **4x100mR:** 1993-1 (ran ht)  
**Yekaterina Volkova** **3000mSC:** 2005-2, **2007-1**  
**Natalya Voronova** **4x100mR:** 1993-1  
**Olga Yegorova** 1500m: 2005-2; **5000m:** 2001-1  
 Yelena Yelesina HJ: 1999-2  
 Svetlana Zakharova Mar: 2001-3  
 Tatyana Zakharova 4x400mR: 1995-2 (ran ht)  
 Yuliya Zarudneva/Zaripova X **3000mSC:** 2009-1  
**Olesya Zykina** **4x400mR:** 2001-3, 2003-2, **2005-1** (ran ht)

---

**RWA / Rwanda**


---

**Years Entered:** All from 1983

**Placing Table:**

| Men           | Gold | Silver | Bronze | 4th | 5th | 6th | 7th      | 8th |
|---------------|------|--------|--------|-----|-----|-----|----------|-----|
| 1991          | -    | -      | -      | -   | -   | -   | 1        | -   |
| <b>Totals</b> | -    | -      | -      | -   | -   | -   | <b>1</b> | -   |

**Best Placings:**

Men Mathias Ntawulikura 10,000m: 1991-7  
 Women Marcianne Mukamurenzi 1500m: 1983-6h2

---

**SAM / Samoa**


---

**Years Entered:** All from 1983

**Best Placings:**

Men Jeremy Dodson 200m: 2015-6s2  
 Women Mary Curry SP: 1995-24Q

---

**SCG / Serbia & Montenegro**


---

**Years Entered:** 2003 / 2005

**Placing Table:**

| Women         | Gold | Silver | Bronze | 4th | 5th | 6th | 7th      | 8th      |
|---------------|------|--------|--------|-----|-----|-----|----------|----------|
| 2003          | -    | -      | -      | -   | -   | -   | -        | 1        |
| 2005          | -    | -      | -      | -   | -   | -   | 1        | -        |
| <b>Totals</b> | -    | -      | -      | -   | -   | -   | <b>1</b> | <b>1</b> |

**Best Placings:**

Men Dragutin Topić HJ: 2005-9  
 Women Dragana Tomašević DT: 2005-7

---

**SEN / Senegal**


---

**Years Entered:** All from 1983

**Placing Tables:**

| Overall       | Gold     | Silver | Bronze   | 4th | 5th      | 6th      | 7th      | 8th      |
|---------------|----------|--------|----------|-----|----------|----------|----------|----------|
| 1983          | -        | -      | -        | -   | -        | -        | 1        | -        |
| 1987          | -        | -      | -        | -   | 1        | -        | -        | -        |
| 1997          | -        | -      | -        | -   | -        | -        | 1        | -        |
| 1999          | -        | -      | -        | -   | -        | -        | 1        | -        |
| 2001          | 1        | -      | -        | -   | -        | -        | -        | -        |
| 2003          | -        | -      | 1        | -   | -        | -        | -        | -        |
| 2005          | -        | -      | -        | -   | -        | 1        | -        | 1        |
| 2007          | -        | -      | -        | -   | -        | -        | 1        | -        |
| 2013          | -        | -      | -        | -   | -        | -        | 1        | -        |
| <b>Totals</b> | <b>1</b> | -      | <b>1</b> | -   | <b>1</b> | <b>1</b> | <b>5</b> | <b>1</b> |

| Men           | Gold | Silver | Bronze | 4th | 5th      | 6th | 7th      | 8th |
|---------------|------|--------|--------|-----|----------|-----|----------|-----|
| 1983          | -    | -      | -      | -   | -        | -   | 1        | -   |
| 1987          | -    | -      | -      | -   | 1        | -   | -        | -   |
| 1997          | -    | -      | -      | -   | -        | -   | 1        | -   |
| 1999          | -    | -      | -      | -   | -        | -   | 1        | -   |
| 2007          | -    | -      | -      | -   | -        | -   | 1        | -   |
| 2013          | -    | -      | -      | -   | -        | -   | 1        | -   |
| <b>Totals</b> | -    | -      | -      | -   | <b>1</b> | -   | <b>5</b> | -   |

| Women         | Gold     | Silver | Bronze   | 4th | 5th | 6th      | 7th | 8th      |
|---------------|----------|--------|----------|-----|-----|----------|-----|----------|
| 2001          | 1        | -      | -        | -   | -   | -        | -   | -        |
| 2003          | -        | -      | 1        | -   | -   | -        | -   | -        |
| 2005          | -        | -      | -        | -   | -   | 1        | -   | 1        |
| <b>Totals</b> | <b>1</b> | -      | <b>1</b> | -   | -   | <b>1</b> | -   | <b>1</b> |

**Medallists:**

Men None. Best Placing:  
 Amadou Dia Bâ 400mH: 1987-5  
 Women **Amy Mbacké Thiam** **400m:** 2001-1, 2003-3

---

**SEY / Seychelles**


---

**Years Entered:** All from 1983

**Best Placings:**

Men Paul Nioze TJ: 1995-29Q  
 Women Lindy Leveaux JT: 2001-20Q

---

**SGP / Singapore**


---

**Years Entered:** All from 1983

**Best Placings:**

Men James Wong Tuck Yim HT: 1991-27Q  
 Women Chan See Huey LJ: 1987-27Q



**SKN / Saint Kitts & Nevis**

Years Entered: All from 1983

**Placing Table:**

| Men           | Gold     | Silver   | Bronze      | 4th      | 5th      | 6th      | 7th      | 8th      |
|---------------|----------|----------|-------------|----------|----------|----------|----------|----------|
| 2001          | -        | -        | 1=          | -        | 1        | -        | -        | -        |
| 2003          | 1        | -        | -           | -        | -        | -        | -        | -        |
| 2005          | -        | -        | 1           | -        | -        | -        | -        | -        |
| 2011          | -        | -        | 2           | -        | -        | -        | -        | -        |
| <b>Totals</b> | <b>1</b> | <b>-</b> | <b>3+1=</b> | <b>-</b> | <b>1</b> | <b>-</b> | <b>-</b> | <b>-</b> |

**Best Placings:**

|       |                     |  |
|-------|---------------------|--|
| Men   | Antoine Adams       | 4x100mR: 2011-3                                      |
|       | <b>Kim Collins</b>  | <b>100m: 2003-1</b> , 2005-3, 2011-3; 200m: 2001-3=; |
|       | BJ Lawrence         | 4x100mR: 2011-3                                      |
|       | Jason Rogers        | 4x100mR: 2011-3                                      |
| Women | None. Best Placing: |  |
|       | Virgil Hodge        | 200m: 2009-5s3                                       |
|       | Tiandra Ponteen     | 400m: 2005-5s1                                       |

**SLE / Sierra Leone**

Years Entered: 1983 / 1987 / 1991 / 1993 / 1995 / 1997 / 1999 / 2001 / 2007 / 2009 / 2011 / 2015

**Medallists:**

|       |                     |  |
|-------|---------------------|--|
| Men   | Antoine Adams       | 4x100mR: 2011-3                                      |
|       | <b>Kim Collins</b>  | <b>100m: 2003-1</b> , 2005-3, 2011-3; 200m: 2001-3=; |
|       | BJ Lawrence         | 4x100mR: 2011-3                                      |
|       | Jason Rogers        | 4x100mR: 2011-3                                      |
| Women | None. Best Placing: |  |
|       | Virgil Hodge        | 200m: 2009-5s3                                       |
|       | Tiandra Ponteen     | 400m: 2005-5s1                                       |

**SLO / Slovenia**

Years Entered: All from 1993

**Placing Tables:**

| Overall       | Gold     | Silver   | Bronze   | 4th      | 5th      | 6th      | 7th         | 8th      |
|---------------|----------|----------|----------|----------|----------|----------|-------------|----------|
| 1995          | -        | -        | -        | -        | -        | -        | -           | 1        |
| 1997          | -        | -        | -        | 1        | -        | -        | 1=          | -        |
| 1999          | -        | -        | 1        | -        | -        | -        | -           | -        |
| 2001          | -        | -        | -        | -        | 1        | -        | -           | -        |
| 2003          | -        | -        | -        | -        | 1        | -        | -           | -        |
| 2007          | -        | 1        | -        | 1        | 2        | -        | 1           | -        |
| 2009          | 1        | -        | -        | -        | -        | -        | 1           | -        |
| 2011          | -        | -        | 1        | -        | -        | -        | 1           | -        |
| 2013          | -        | -        | -        | 1        | -        | -        | -           | -        |
| <b>Totals</b> | <b>1</b> | <b>1</b> | <b>2</b> | <b>3</b> | <b>4</b> | <b>-</b> | <b>3+1=</b> | <b>1</b> |

| Men           | Gold     | Silver   | Bronze   | 4th      | 5th      | 6th      | 7th      | 8th      |
|---------------|----------|----------|----------|----------|----------|----------|----------|----------|
| 1999          | -        | -        | 1        | -        | -        | -        | -        | -        |
| 2003          | -        | -        | -        | -        | 1        | -        | -        | -        |
| 2007          | -        | 1        | -        | -        | 1        | -        | 1        | -        |
| 2009          | 1        | -        | -        | -        | -        | -        | 1        | -        |
| 2011          | -        | -        | 1        | -        | -        | -        | -        | -        |
| 2013          | -        | -        | -        | 1        | -        | -        | -        | -        |
| <b>Totals</b> | <b>1</b> | <b>1</b> | <b>2</b> | <b>1</b> | <b>2</b> | <b>-</b> | <b>2</b> | <b>-</b> |

| Women | Gold | Silver | Bronze | 4th | 5th | 6th | 7th | 8th |
|-------|------|--------|--------|-----|-----|-----|-----|-----|
| 1995  | -    | -      | -      | -   | -   | -   | -   | 1   |
| 1997  | -    | -      | -      | 1   | -   | -   | 1=  | -   |

|               |          |          |          |          |          |          |             |          |
|---------------|----------|----------|----------|----------|----------|----------|-------------|----------|
| 2001          | -        | -        | -        | -        | 1        | -        | -           | -        |
| 2007          | -        | -        | -        | 1        | 1        | -        | -           | -        |
| 2011          | -        | -        | -        | -        | -        | -        | 1           | -        |
| <b>Totals</b> | <b>-</b> | <b>-</b> | <b>-</b> | <b>2</b> | <b>2</b> | <b>-</b> | <b>1+1=</b> | <b>1</b> |

**Medallists:**

|       |                      |                                   |
|-------|----------------------|-----------------------------------|
| Men   | Gregor Cankar        | LJ: 1999-3                        |
|       | <b>Primož Kozmus</b> | <b>HT: 2007-2, 2009-1, 2011-3</b> |
| Women | None. Best Placing:  |                                   |
|       | Brigita Bukovec      | 100mH: 1997-4                     |

**SMR / San Marino**

Years Entered: All from 1983

**Best Placings:**

|       |                   |                |
|-------|-------------------|----------------|
| Men   | Gian Luigi Macina | Mar: 1991-25   |
| Women | Martina Pretelli  | 100m: 2011-7q3 |

**SOL / Solomon Islands**

Years Entered: 1983, then all from 1995

**Best Placings:**

|       |                 |                |
|-------|-----------------|----------------|
| Men   | Francis Manioru | 100m: 2011-4h4 |
| Women | Pauline Kwalea  | 100m: 2005-5h2 |

**SOM / Somalia**

Years Entered: 1983 / 1987 / 1993 / 1995 / 1997 / 1999 / 2001 / 2003, then all from 2007

**Placing Table:**

| Men           | Gold     | Silver   | Bronze   | 4th      | 5th      | 6th      | 7th      | 8th      |
|---------------|----------|----------|----------|----------|----------|----------|----------|----------|
| 1987          | 1        | -        | -        | -        | -        | -        | -        | -        |
| 1993          | -        | -        | 1        | -        | -        | -        | -        | -        |
| <b>Totals</b> | <b>1</b> | <b>-</b> | <b>1</b> | <b>-</b> | <b>-</b> | <b>-</b> | <b>-</b> | <b>-</b> |

**Medallists:**

|       |                         |                               |
|-------|-------------------------|-------------------------------|
| Men   | <b>Abdi Bile</b>        | <b>1500m: 1987-1</b> , 1993-3 |
| Women | None. Best Placing:     |                               |
|       | Fowzio Abdikarim Sheikh | 200m: 2007-6h2                |

**SRB / Serbia**

Years Entered: 2007 / 2009 / 2011 / 2013 / 2015

**Placing Tables:**

| Overall       | Gold     | Silver   | Bronze   | 4th      | 5th      | 6th      | 7th      | 8th      |
|---------------|----------|----------|----------|----------|----------|----------|----------|----------|
| 2009          | -        | -        | -        | 1        | -        | -        | -        | -        |
| 2011          | -        | -        | -        | -        | -        | 1        | 1        | -        |
| 2013          | -        | -        | 2        | -        | -        | -        | -        | -        |
| 2015          | -        | -        | 1        | -        | -        | -        | 1        | -        |
| <b>Totals</b> | <b>-</b> | <b>-</b> | <b>3</b> | <b>1</b> | <b>-</b> | <b>1</b> | <b>2</b> | <b>-</b> |

| Men           | Gold     | Silver   | Bronze   | 4th      | 5th      | 6th      | 7th      | 8th      |
|---------------|----------|----------|----------|----------|----------|----------|----------|----------|
| 2011          | -        | -        | -        | -        | -        | 1        | -        | -        |
| 2013          | -        | -        | 1        | -        | -        | -        | -        | -        |
| 2015          | -        | -        | -        | -        | -        | -        | 1        | -        |
| <b>Totals</b> | <b>-</b> | <b>-</b> | <b>1</b> | <b>-</b> | <b>-</b> | <b>1</b> | <b>1</b> | <b>-</b> |

| Women | Gold | Silver | Bronze | 4th | 5th | 6th | 7th | 8th |
|-------|------|--------|--------|-----|-----|-----|-----|-----|
| 2009  | -    | -      | -      | 1   | -   | -   | -   | -   |
| 2011  | -    | -      | -      | -   | -   | -   | 1   | -   |
| 2013  | -    | -      | 1      | -   | -   | -   | -   | -   |

|               |   |   |          |          |   |   |          |   |
|---------------|---|---|----------|----------|---|---|----------|---|
| 2015          | - | - | 1        | -        | - | - | -        | - |
| <b>Totals</b> | - | - | <b>2</b> | <b>1</b> | - | - | <b>1</b> | - |

**Medallists:**

|       |                |                    |
|-------|----------------|--------------------|
| Men   | Emir Bekrić    | 400mH: 2013-3      |
| Women | Ivana Španovic | LJ: 2013-3, 2015-3 |

**SRI / Sri Lanka**

Years Entered: 1987 / All from 1993

**Placing Table:**

| Women         | Gold | Silver   | Bronze   | 4th | 5th | 6th | 7th | 8th |
|---------------|------|----------|----------|-----|-----|-----|-----|-----|
| 1997          | -    | 1        | -        | -   | -   | -   | -   | -   |
| 2007          | -    | -        | 1        | -   | -   | -   | -   | -   |
| <b>Totals</b> | -    | <b>1</b> | <b>1</b> | -   | -   | -   | -   | -   |

**Medallists:**

|       |                       |                      |
|-------|-----------------------|----------------------|
| Men   | None. Best Placing:   |                      |
|       | Sugath Thilakaratne   | 400m: 2001-6s3       |
| Women | Susanthika Jayasinghe | 200m: 1997-2, 2007-3 |

**STP / DR of São Tomé and Príncipe**

Years Entered: All from 1983

**Best Placings:**

|       |                     |                |
|-------|---------------------|----------------|
| Men   | Yazaldes Nascimento | 100m: 2005-5h6 |
|       | João de Barros      | 100m: 2015-5h1 |
| Women | Gloria Diogo        | 100m: 2011-8q6 |

**SUD / Sudan**

Years Entered: All from 1983

**Placing Tables:**

| Overall       | Gold | Silver   | Bronze | 4th      | 5th      | 6th | 7th | 8th |
|---------------|------|----------|--------|----------|----------|-----|-----|-----|
| 1987          | -    | -        | -      | -        | 1        | -   | -   | -   |
| 2005          | -    | -        | -      | 1        | -        | -   | -   | -   |
| 2011          | -    | 1        | -      | -        | -        | -   | -   | -   |
| <b>Totals</b> | -    | <b>1</b> | -      | <b>1</b> | <b>1</b> | -   | -   | -   |

| Men           | Gold | Silver   | Bronze | 4th | 5th      | 6th | 7th | 8th |
|---------------|------|----------|--------|-----|----------|-----|-----|-----|
| 1987          | -    | -        | -      | -   | 1        | -   | -   | -   |
| 2011          | -    | 1        | -      | -   | -        | -   | -   | -   |
| <b>Totals</b> | -    | <b>1</b> | -      | -   | <b>1</b> | -   | -   | -   |

| Women         | Gold | Silver | Bronze | 4th      | 5th | 6th | 7th | 8th |
|---------------|------|--------|--------|----------|-----|-----|-----|-----|
| 2005          | -    | -      | -      | 1        | -   | -   | -   | -   |
| <b>Totals</b> | -    | -      | -      | <b>1</b> | -   | -   | -   | -   |

**Medallists:**

|       |                     |              |
|-------|---------------------|--------------|
| Men   | Abubaker Kaki       | 800m: 2011-2 |
| Women | None. Best Placing: |              |
|       | Yamilé Aldama       | TJ: 2005-4   |

**SUI / Switzerland**

Years Entered: All from 1976

**Placing Tables:**

| Overall | Gold | Silver | Bronze | 4th | 5th | 6th | 7th | 8th |
|---------|------|--------|--------|-----|-----|-----|-----|-----|
| 1983    | -    | -      | -      | -   | 1   | 1   | -   | -   |
| 1987    | 1    | -      | -      | 3   | -   | -   | -   | -   |

|               |          |   |          |          |          |          |   |          |
|---------------|----------|---|----------|----------|----------|----------|---|----------|
| 1991          | 1        | - | -        | -        | 1        | 1        | - | -        |
| 1993          | 1        | - | -        | -        | -        | -        | - | 1        |
| 1995          | -        | - | -        | -        | 1        | -        | - | -        |
| 1997          | -        | - | 1        | -        | -        | -        | - | 1        |
| 1999          | -        | - | 1        | -        | -        | -        | - | -        |
| 2001          | 1        | - | -        | -        | -        | -        | - | -        |
| 2007          | -        | - | 1        | -        | -        | -        | - | 1        |
| 2015          | -        | - | -        | -        | -        | 1        | - | -        |
| <b>Totals</b> | <b>4</b> | - | <b>3</b> | <b>3</b> | <b>3</b> | <b>3</b> | - | <b>3</b> |

| Men           | Gold     | Silver | Bronze   | 4th      | 5th      | 6th      | 7th | 8th      |
|---------------|----------|--------|----------|----------|----------|----------|-----|----------|
| 1983          | -        | -      | -        | -        | 1        | 1        | -   | -        |
| 1987          | 1        | -      | -        | 1        | -        | -        | -   | -        |
| 1991          | 1        | -      | -        | -        | -        | -        | -   | -        |
| 1993          | 1        | -      | -        | -        | -        | -        | -   | -        |
| 1999          | -        | -      | 1        | -        | -        | -        | -   | -        |
| 2001          | 1        | -      | -        | -        | -        | -        | -   | -        |
| 2007          | -        | -      | 1        | -        | -        | -        | -   | 1        |
| <b>Totals</b> | <b>4</b> | -      | <b>2</b> | <b>1</b> | <b>1</b> | <b>1</b> | -   | <b>1</b> |

| Women         | Gold | Silver | Bronze   | 4th      | 5th      | 6th      | 7th | 8th      |
|---------------|------|--------|----------|----------|----------|----------|-----|----------|
| 1987          | -    | -      | -        | 2        | -        | -        | -   | -        |
| 1991          | -    | -      | -        | -        | 1        | 1        | -   | -        |
| 1993          | -    | -      | -        | -        | -        | -        | -   | 1        |
| 1995          | -    | -      | -        | -        | 1        | -        | -   | -        |
| 1997          | -    | -      | 1        | -        | -        | -        | -   | 1        |
| 2015          | -    | -      | -        | -        | -        | 1        | -   | -        |
| <b>Totals</b> | -    | -      | <b>1</b> | <b>2</b> | <b>2</b> | <b>2</b> | -   | <b>2</b> |

**Medallists:**

|       |                       |                                   |
|-------|-----------------------|-----------------------------------|
| Men   | <b>André Bucher</b>   | <b>800m: 2001-1</b>               |
|       | <b>Werner Günthör</b> | <b>SP: 1987-1, 1991-1, 1993-1</b> |
|       | Viktor Röhlin         | Mar: 2007-3                       |
|       | Marcel Schelbert      | 400mH: 1999-3                     |
| Women | Anita Weyermann       | 1500m: 1997-3                     |

**SUR / Surinam**

Years Entered: 1987 / 1991, then all from 1995

**Placing Table:**

| Women         | Gold | Silver   | Bronze   | 4th      | 5th      | 6th | 7th | 8th |
|---------------|------|----------|----------|----------|----------|-----|-----|-----|
| 1991          | -    | -        | -        | -        | 1        | -   | -   | -   |
| 1995          | -    | 1        | -        | -        | -        | -   | -   | -   |
| 1997          | -    | -        | -        | 1        | -        | -   | -   | -   |
| 2001          | -    | -        | 1        | -        | -        | -   | -   | -   |
| <b>Totals</b> | -    | <b>1</b> | <b>1</b> | <b>1</b> | <b>1</b> | -   | -   | -   |

**Best Placings:**

|       |                 |                      |
|-------|-----------------|----------------------|
| Men   | Edward Cruden   | TJ: 1987-29Q         |
| Women | Letitia Vriesde | 800m: 1995-2, 2001-3 |

**SVK / Slovak Republic**

Years Entered: All from 1993

See also Czechoslovakia for 1983-1991

**Placing Tables:**

| Overall | Gold | Silver | Bronze | 4th | 5th | 6th | 7th | 8th |
|---------|------|--------|--------|-----|-----|-----|-----|-----|
| 1993    | -    | -      | -      | -   | -   | -   | -   | 1   |
| 1995    | -    | -      | -      | -   | -   | -   | -   | 1   |
| 1997    | -    | -      | 1      | -   | -   | -   | -   | -   |
| 1999    | -    | -      | -      | -   | -   | 1   | -   | -   |
| 2005    | -    | -      | -      | -   | -   | -   | -   | 1   |
| 2007    | -    | -      | 1      | -   | -   | -   | -   | -   |
| 2009    | -    | -      | 1      | -   | -   | -   | -   | 2   |

|               |             |               |               |            |            |            |            |            |
|---------------|-------------|---------------|---------------|------------|------------|------------|------------|------------|
| 2013          | -           | -             | -             | -          | 1          | -          | -          | 1          |
| 2015          | 1           | -             | -             | -          | -          | -          | -          | 1          |
| <b>Totals</b> | <b>1</b>    | <b>-</b>      | <b>3</b>      | <b>-</b>   | <b>1</b>   | <b>1</b>   | <b>-</b>   | <b>7</b>   |
| <b>Men</b>    | <b>Gold</b> | <b>Silver</b> | <b>Bronze</b> | <b>4th</b> | <b>5th</b> | <b>6th</b> | <b>7th</b> | <b>8th</b> |
| 1993          | -           | -             | -             | -          | -          | -          | -          | 1          |
| 1995          | -           | -             | -             | -          | -          | -          | -          | 1          |
| 1997          | -           | -             | 1             | -          | -          | -          | -          | -          |
| 1999          | -           | -             | -             | -          | -          | 1          | -          | -          |
| 2005          | -           | -             | -             | -          | -          | -          | -          | 1          |
| 2007          | -           | -             | 1             | -          | -          | -          | -          | -          |
| 2009          | -           | -             | -             | -          | -          | -          | -          | 1          |
| 2013          | -           | -             | -             | -          | 1          | -          | -          | 1          |
| 2015          | 1           | -             | -             | -          | -          | -          | -          | 1          |
| <b>Totals</b> | <b>1</b>    | <b>-</b>      | <b>2</b>      | <b>-</b>   | <b>1</b>   | <b>1</b>   | <b>-</b>   | <b>6</b>   |

|               |             |               |               |            |            |            |            |            |
|---------------|-------------|---------------|---------------|------------|------------|------------|------------|------------|
| <b>Women</b>  | <b>Gold</b> | <b>Silver</b> | <b>Bronze</b> | <b>4th</b> | <b>5th</b> | <b>6th</b> | <b>7th</b> | <b>8th</b> |
| 2009          | -           | -             | 1             | -          | -          | -          | -          | 1          |
| <b>Totals</b> | <b>-</b>    | <b>-</b>      | <b>1</b>      | <b>-</b>   | <b>-</b>   | <b>-</b>   | <b>-</b>   | <b>1</b>   |

**Medallists:**

|       |                   |                      |
|-------|-------------------|----------------------|
| Men   | Libor Charfreitag | HT: 2007-3           |
|       | Igor Kovác        | 110mH: 1997-3        |
|       | <b>Matej Tóth</b> | <b>50KmW: 2015-1</b> |
| Women | Martina Hrašnová  | HT: 2009-3           |

**SWE / Sweden**

Years Entered: All from 1976

**Placing Tables:**

|                |             |               |               |             |             |             |              |            |
|----------------|-------------|---------------|---------------|-------------|-------------|-------------|--------------|------------|
| <b>Overall</b> | <b>Gold</b> | <b>Silver</b> | <b>Bronze</b> | <b>4th</b>  | <b>5th</b>  | <b>6th</b>  | <b>7th</b>   | <b>8th</b> |
| 1980           | -           | 1             | -             | -           | -           | -           | -            | 1          |
| 1983           | -           | -             | -             | 2           | -           | 2           | 2            | -          |
| 1987           | 1           | -             | -             | 1           | -           | 1           | -            | 1          |
| 1991           | -           | 1             | -             | -           | 2           | 1           | 2            | 2          |
| 1993           | -           | -             | -             | -           | -           | 1           | -            | 2          |
| 1995           | -           | -             | -             | -           | 2           | 1           | -            | -          |
| 1997           | 1           | -             | -             | -           | 1=          | -           | -            | 1          |
| 1999           | -           | -             | 1             | 1=          | 1           | -           | 1            | -          |
| 2001           | -           | 1             | 1             | 1=          | 1           | 1=          | -            | -          |
| 2003           | 2           | 1             | 2             | -           | -           | -           | -            | 1          |
| 2005           | 2           | -             | 1             | -           | -           | 1           | 1            | -          |
| 2007           | 1           | -             | -             | 3           | -           | -           | 1+2=         | -          |
| 2009           | -           | -             | -             | -           | 1=          | -           | 1+1=         | -          |
| 2011           | -           | -             | -             | 1           | -           | 1           | 1            | -          |
| 2013           | 1           | -             | -             | -           | 1           | -           | -            | -          |
| 2015           | -           | -             | -             | 1=          | 1           | 1           | 1            | -          |
| <b>Totals</b>  | <b>8</b>    | <b>4</b>      | <b>5</b>      | <b>7+3=</b> | <b>8+2=</b> | <b>9+1=</b> | <b>10+3=</b> | <b>8</b>   |

|               |             |               |               |             |             |             |            |            |
|---------------|-------------|---------------|---------------|-------------|-------------|-------------|------------|------------|
| <b>Men</b>    | <b>Gold</b> | <b>Silver</b> | <b>Bronze</b> | <b>4th</b>  | <b>5th</b>  | <b>6th</b>  | <b>7th</b> | <b>8th</b> |
| 1983          | -           | -             | -             | 2           | -           | 1           | 2          | -          |
| 1987          | 1           | -             | -             | 1           | -           | -           | -          | 1          |
| 1991          | -           | -             | -             | -           | 2           | 1           | 2          | 2          |
| 1993          | -           | -             | -             | -           | -           | 1           | -          | 2          |
| 1995          | -           | -             | -             | -           | 2           | 1           | -          | -          |
| 1999          | -           | -             | -             | -           | 1           | -           | 1          | -          |
| 2001          | -           | 1             | -             | 1=          | 1           | 1=          | -          | -          |
| 2003          | 1           | 1             | 1             | -           | -           | -           | -          | -          |
| 2005          | -           | -             | -             | -           | -           | -           | 1          | -          |
| 2007          | -           | -             | -             | 2           | -           | -           | 1          | -          |
| 2009          | -           | -             | -             | -           | 1=          | -           | 1          | -          |
| 2011          | -           | -             | -             | -           | -           | 1           | -          | -          |
| 2015          | -           | -             | -             | -           | 1           | -           | -          | -          |
| <b>Totals</b> | <b>2</b>    | <b>2</b>      | <b>1</b>      | <b>5+1=</b> | <b>7+1=</b> | <b>5+1=</b> | <b>8</b>   | <b>5</b>   |

|              |             |               |               |            |            |            |            |            |
|--------------|-------------|---------------|---------------|------------|------------|------------|------------|------------|
| <b>Women</b> | <b>Gold</b> | <b>Silver</b> | <b>Bronze</b> | <b>4th</b> | <b>5th</b> | <b>6th</b> | <b>7th</b> | <b>8th</b> |
| 1980         | -           | 1             | -             | -          | -          | -          | -          | 1          |

|               |          |          |          |             |             |          |             |          |
|---------------|----------|----------|----------|-------------|-------------|----------|-------------|----------|
| 1983          | -        | -        | -        | -           | -           | 1        | -           | -        |
| 1987          | -        | -        | -        | -           | -           | 1        | -           | -        |
| 1991          | -        | 1        | -        | -           | -           | -        | -           | -        |
| 1997          | 1        | -        | -        | -           | 1=          | -        | -           | 1        |
| 1999          | -        | -        | 1        | 1=          | -           | -        | -           | -        |
| 2001          | -        | -        | 1        | -           | -           | -        | -           | -        |
| 2003          | 1        | -        | 1        | -           | -           | -        | -           | 1        |
| 2005          | 2        | -        | 1        | -           | -           | 1        | -           | -        |
| 2007          | 1        | -        | -        | 1           | -           | -        | 2=          | -        |
| 2009          | -        | -        | -        | -           | -           | -        | 1=          | -        |
| 2011          | -        | -        | -        | 1           | -           | -        | 1           | -        |
| 2013          | 1        | -        | -        | -           | 1           | -        | -           | -        |
| 2015          | -        | -        | -        | 1=          | -           | 1        | 1           | -        |
| <b>Totals</b> | <b>6</b> | <b>2</b> | <b>4</b> | <b>2+2=</b> | <b>1+1=</b> | <b>4</b> | <b>2+3=</b> | <b>3</b> |

**Best Placings:**

|       |                         |                                    |
|-------|-------------------------|------------------------------------|
| Men   | Stefan Holm             | HJ: 2003-2                         |
|       | Patrik Kristiansson     | PV: 2003-3                         |
|       | <b>Christian Olsson</b> | <b>TJ: 2001-2, 2003-1</b>          |
|       | <b>Patrik Sjöberg</b>   | <b>HJ: 1987-1</b>                  |
| Women | <b>Abebe Aregawi</b>    | <b>1500m: 2013-1</b>               |
|       | <b>Kajsa Bergqvist</b>  | <b>HJ: 2001-3, 2003-3, 2005-1</b>  |
|       | <b>Ludmila Engquist</b> | <b>100mH: 1997-1, 1999-3</b>       |
|       | Emma Green              | HJ: 2005-3                         |
|       | <b>Carolina Klüft</b>   | <b>Hep: 2003-1, 2005-1, 2007-1</b> |
|       | Karoline Nemetz         | 3000m: 1980-2                      |
|       | Madelein Svensson       | 10KmW: 1991-2                      |

**SWZ / Swaziland**

Years Entered: All from 1983

**Best Placings:**

|       |                 |                       |
|-------|-----------------|-----------------------|
| Men   | Elphas Ginindza | Mar: 1991-17, 1993-17 |
| Women | Priscilla Mamba | 10,000m: 1999-23      |

**SYR / Syria**

Years Entered: 1983 / 1987 / 1991 / 1993 / 1995 / 1997 / 1999 / 2001 / 2003 / 2005 / 2009 / 2011 / 2013 / 2015

**Placing Table:**

|               |             |               |               |            |            |            |            |            |
|---------------|-------------|---------------|---------------|------------|------------|------------|------------|------------|
| <b>Women</b>  | <b>Gold</b> | <b>Silver</b> | <b>Bronze</b> | <b>4th</b> | <b>5th</b> | <b>6th</b> | <b>7th</b> | <b>8th</b> |
| 1995          | 1           | -             | -             | -          | -          | -          | -          | -          |
| 1999          | -           | -             | 1             | -          | -          | -          | -          | -          |
| <b>Totals</b> | <b>1</b>    | <b>-</b>      | <b>1</b>      | <b>-</b>   | <b>-</b>   | <b>-</b>   | <b>-</b>   | <b>-</b>   |

**Medallists:**

|       |                      |                            |
|-------|----------------------|----------------------------|
| Men   | None. Best Placings: |                            |
|       | Firas Al-Mohamed     | JT: 2005-20Q               |
| Women | <b>Ghada Shouaa</b>  | <b>Hep: 1995-1, 1999-3</b> |

**TAN / Tanzania**

Years Entered: All from 1983

**Placing Tables:**

|                |             |               |               |            |            |            |            |            |
|----------------|-------------|---------------|---------------|------------|------------|------------|------------|------------|
| <b>Overall</b> | <b>Gold</b> | <b>Silver</b> | <b>Bronze</b> | <b>4th</b> | <b>5th</b> | <b>6th</b> | <b>7th</b> | <b>8th</b> |
| 1983           | -           | -             | -             | -          | 2          | -          | -          | -          |
| 1987           | -           | -             | -             | -          | -          | 1          | -          | -          |
| 2005           | -           | 1             | -             | -          | 1          | 1          | -          | -          |
| <b>Totals</b>  | <b>-</b>    | <b>1</b>      | <b>-</b>      | <b>-</b>   | <b>3</b>   | <b>2</b>   | <b>-</b>   | <b>-</b>   |

|            |             |               |               |            |            |            |            |            |
|------------|-------------|---------------|---------------|------------|------------|------------|------------|------------|
| <b>Men</b> | <b>Gold</b> | <b>Silver</b> | <b>Bronze</b> | <b>4th</b> | <b>5th</b> | <b>6th</b> | <b>7th</b> | <b>8th</b> |
| 1983       | -           | -             | -             | -          | 2          | -          | -          | -          |

|               |   |          |   |   |          |          |   |   |
|---------------|---|----------|---|---|----------|----------|---|---|
| 1987          | - | -        | - | - | -        | 1        | - | - |
| 2005          | - | 1        | - | - | 1        | -        | - | - |
| <b>Totals</b> | - | <b>1</b> | - | - | <b>3</b> | <b>1</b> | - | - |

| Women         | Gold | Silver | Bronze | 4th | 5th | 6th      | 7th | 8th |
|---------------|------|--------|--------|-----|-----|----------|-----|-----|
| 2005          | -    | -      | -      | -   | -   | 1        | -   | -   |
| <b>Totals</b> | -    | -      | -      | -   | -   | <b>1</b> | -   | -   |

**Medallists:**

|       |   |               |
|-------|---|---------------|
| Men   | Christopher Isengwe                         | Mar: 2005-2   |
| Women | None. Best Placing:<br>Zakia Mrisho Mohamed | 5000m: 2005-6 |

**TCH / Czechoslovakia**

Years Entered: 1983 / 1987 / 1991

Later CZE / Czech Republic &amp; SVK / Slovak Republic (1993-)

**Placing Tables:**

| Overall       | Gold     | Silver   | Bronze   | 4th      | 5th      | 6th      | 7th      | 8th      |
|---------------|----------|----------|----------|----------|----------|----------|----------|----------|
| 1983          | 4        | 3        | 2        | 1        | 1        | 3        | 3        | 1        |
| 1987          | -        | 1        | 1        | 1        | 1        | 3        | 3        | 1        |
| 1991          | -        | -        | -        | 1        | -        | -        | -        | -        |
| <b>Totals</b> | <b>4</b> | <b>4</b> | <b>3</b> | <b>3</b> | <b>2</b> | <b>6</b> | <b>6</b> | <b>2</b> |

| Men           | Gold     | Silver   | Bronze   | 4th      | 5th      | 6th      | 7th      | 8th      |
|---------------|----------|----------|----------|----------|----------|----------|----------|----------|
| 1983          | 1        | 1        | 2        | 1        | 1        | 2        | 1        | -        |
| 1987          | -        | 1        | 1        | 1        | -        | 2        | 3        | -        |
| 1991          | -        | -        | -        | 1        | -        | -        | -        | -        |
| <b>Totals</b> | <b>1</b> | <b>2</b> | <b>3</b> | <b>3</b> | <b>1</b> | <b>4</b> | <b>4</b> | <b>-</b> |

| Women         | Gold     | Silver   | Bronze   | 4th      | 5th      | 6th      | 7th      | 8th      |
|---------------|----------|----------|----------|----------|----------|----------|----------|----------|
| 1983          | 3        | 2        | -        | -        | -        | 1        | 2        | 1        |
| 1987          | -        | -        | -        | -        | 1        | 1        | -        | 1        |
| <b>Totals</b> | <b>3</b> | <b>2</b> | <b>-</b> | <b>-</b> | <b>1</b> | <b>2</b> | <b>2</b> | <b>2</b> |

**Medallists:**

|       |                              |   |
|-------|------------------------------|---|
| Men   |                              |   |
| CZE   | <b>Imrich Bugár</b>          | <b>DT: 1983-1</b>                                     |
| CZE   | Remigius Machura             | SP: 1983-3  |
| SVK   | Jozef Pribilinec             | 20KmW: 1983-2, 1987-2                                 |
| CZE   | Géjza Valent                 | DT: 1983-3  |
| SVK   | Jan Železný                  | JT: 1987-3  |
| Women |                              |   |
| CZE   | <b>Helena Fibingerová</b>    | <b>SP: 1983-1</b>                                     |
| CZE   | Taťána Kocembová             | 400m: 1983-2; 4x400mR:<br>1983-2                      |
| CZE   | <b>Jarmila Kratochvílová</b> | <b>400m: 1983-1; 800m: 1983-1;</b><br>4x400mR: 1983-2 |
| CZE   | Milena Matějkovičová         | 4x400mR: 1983-2                                       |
| CZE   | Zuzana Moravčíková           | 4x400mR: 1983-2                                       |

**TGA / Tonga**

Years Entered: All from 1983

**Best Placings:**

|       |                    |              |
|-------|--------------------|--------------|
| Men   | Niulolo Pelesikoti | Dec: 1983-18 |
| Women | Ana Po'uhila       | SP: 2007-23Q |

**THA / Thailand**

Years Entered: All from 1983

**Best Placings:**

|       |                        |                                      |
|-------|------------------------|--------------------------------------|
| Men   | Suppachai Chimdee      | 4x100mR: 2009-4h3                    |
|       | Kongdech Natenee       | 4x100mR: 1999-4h1                    |
|       | Wachara Sondée         | 4x100mR: 2009-4h3                    |
|       | Visanu Sophanich       | 4x100mR: 1999-4h1                    |
|       | Reanchai Srihawong     | 100m: 2001-4h5; 4x100mR:<br>1999-4h1 |
|       | Apinan Sukaphai        | 4x100mR: 2009-4h3                    |
|       | Sittichai Suwonprateep | 4x100mR: 1999-4h1, 2009-<br>4h3      |
| Women | Trecia Roberts         | 100mH: 1999-5s1                      |

**TJK / Tadjikistan**

Years Entered: All from 1983

**Placing Table:**

| Men           | Gold     | Silver   | Bronze   | 4th      | 5th      | 6th      | 7th      | 8th      |
|---------------|----------|----------|----------|----------|----------|----------|----------|----------|
| 1993          | 1        | -        | -        | -        | -        | -        | -        | -        |
| 1995          | 1        | -        | -        | -        | -        | -        | -        | -        |
| 2013          | -        | -        | -        | -        | 1        | -        | -        | -        |
| 2015          | -        | 1        | -        | -        | -        | -        | -        | -        |
| <b>Totals</b> | <b>2</b> | <b>1</b> | <b>-</b> | <b>-</b> | <b>1</b> | <b>-</b> | <b>-</b> | <b>-</b> |

**Medallists:**

|       |  |                           |
|-------|--|---------------------------|
| Men   | <b>Andrey Abduvaliyev</b>                    | <b>HT: 1993-1, 1995-1</b> |
|       | Dilshod Nazarov                              | HT: 2015-2                |
| Women | None. Best Placing:<br>Vladislava Ovcharenko | 100m: 2011-6q7            |

**TKM / Turkmenistan**

Years Entered: 1993 / 1995 / 1999 / 2001 / 2003 / 2005 / 2007 / 2009 / 2011 / 2015

**Best Placings:**

|       |                      |              |
|-------|----------------------|--------------|
| Men   | Vladimir Malyavin    | LJ: 1993-25Q |
| Women | Viktoriya Brigadnaya | TJ: 1999-19Q |

**TKS / Turks and Caicos Islands**

Years Entered: 1983 / 1987 / 1991 / 2001 / 2003 / 2013 / 2015

**Best Placings:**

|       |                 |                |
|-------|-----------------|----------------|
| Men   | Rodney Cox      | 100m: 1991-5h9 |
| Women | Judith Robinson | 100m: 1987-5h6 |

**TLS / East Timor**

Years Entered: 2011 / 2013

**Best Placings:**

|       |                     |                |
|-------|---------------------|----------------|
| Men   | Ribeiro De Carvalho | 800m: 2013-8h6 |
| Women | No competitors      |                |

**TOG / Togo**

Years Entered: 1983 / 1987 / 1991 / 1993 / 1995 / 1997 / 1999, then all from 2003

**Best Placings:**

|     |              |                |
|-----|--------------|----------------|
| Men | Boévi Lawson | 100m: 1991-6q3 |
|-----|--------------|----------------|



Women Abia Comlan 100m: 1987-6h6  
Sandrine Thiébaud-Kangni 400m: 2003-6h1

---

**TPE / Chinese Taipei**

---

**Years Entered:** All from 1980

**Best Placings:**

Men Lee Bou-Chai LJ: 1983-13  
Women Wang Huei-Chen 200m: 1993-5q1

---

**TTO / Trinidad & Tobago**

---

**Years Entered:** All from 1983

**Placing Tables:**

| Overall       | Gold     | Silver   | Bronze   | 4th      | 5th      | 6th      | 7th      | 8th      |
|---------------|----------|----------|----------|----------|----------|----------|----------|----------|
| 1983          | -        | -        | -        | -        | -        | -        | 1        | -        |
| 1991          | -        | -        | -        | -        | -        | 1        | -        | -        |
| 1995          | -        | -        | 1        | -        | -        | -        | -        | -        |
| 1997          | 1        | -        | -        | -        | 1        | -        | -        | -        |
| 2001          | -        | 1        | 1        | -        | -        | -        | -        | -        |
| 2003          | -        | 1        | -        | -        | -        | -        | -        | -        |
| 2005          | -        | 1        | -        | -        | -        | -        | 2        | -        |
| 2007          | -        | -        | -        | -        | -        | -        | -        | 1        |
| 2009          | -        | 1        | 2        | 1        | 1        | 1        | 1        | -        |
| 2011          | -        | -        | 1        | -        | -        | 1        | 1        | -        |
| 2013          | 1        | -        | -        | -        | -        | 1        | 1        | -        |
| 2015          | -        | 1        | 1        | -        | 1        | 1        | 1        | -        |
| <b>Totals</b> | <b>2</b> | <b>5</b> | <b>6</b> | <b>1</b> | <b>3</b> | <b>5</b> | <b>7</b> | <b>1</b> |

| Men           | Gold     | Silver   | Bronze   | 4th      | 5th      | 6th      | 7th      | 8th      |
|---------------|----------|----------|----------|----------|----------|----------|----------|----------|
| 1983          | -        | -        | -        | -        | -        | -        | 1        | -        |
| 1991          | -        | -        | -        | -        | -        | 1        | -        | -        |
| 1995          | -        | -        | 1        | -        | -        | -        | -        | -        |
| 1997          | 1        | -        | -        | -        | 1        | -        | -        | -        |
| 2001          | -        | 1        | 1        | -        | -        | -        | -        | -        |
| 2003          | -        | 1        | -        | -        | -        | -        | -        | -        |
| 2005          | -        | 1        | -        | -        | -        | -        | 1        | -        |
| 2007          | -        | -        | -        | -        | -        | -        | -        | 1        |
| 2009          | -        | 1        | 1        | 1        | 1        | -        | 1        | -        |
| 2011          | -        | -        | -        | -        | -        | 1        | 1        | -        |
| 2013          | 1        | -        | -        | -        | -        | 1        | 1        | -        |
| 2015          | -        | 1        | -        | -        | -        | -        | 1        | -        |
| <b>Totals</b> | <b>2</b> | <b>5</b> | <b>3</b> | <b>1</b> | <b>2</b> | <b>3</b> | <b>6</b> | <b>1</b> |

| Women         | Gold     | Silver   | Bronze   | 4th      | 5th      | 6th      | 7th      | 8th      |
|---------------|----------|----------|----------|----------|----------|----------|----------|----------|
| 2005          | -        | -        | -        | -        | -        | -        | 1        | -        |
| 2009          | -        | -        | 1        | -        | -        | 1        | -        | -        |
| 2011          | -        | -        | 1        | -        | -        | -        | -        | -        |
| 2015          | -        | -        | 1        | -        | 1        | 1        | -        | -        |
| <b>Totals</b> | <b>-</b> | <b>-</b> | <b>3</b> | <b>-</b> | <b>1</b> | <b>2</b> | <b>1</b> | <b>-</b> |

**Best Placings:**

Men Keston Bledman 4x100mR: 2009-2 (ran ht)  
**Ato Boldon** 100m: 1995-3, 2001-3;  
200m: 1997-1; 4x100mR:  
2001-2  
Darrel Brown 100m: 2003-2; 4x100mR:  
2001-2, 2005-2, 2009-2  
Marc Burns 4x100mR: 2001-2, 2005-2,  
2009-2  
Emmanuel Callender 4x100mR: 2009-2  
Machel Cedenio 4x400mR: 2015-2  
**Jehue Gordon** 400mH: 2013-1  
Lalonde Gordon 4x400mR: 2015-2

Jacey Harper 4x100mR: 2001-2, 2005-2  
Deon Lendore 4x400mR: 2015-2  
Kevon Pierre 4x100mR: 2005-2  
Renny Quow 400m: 2009-3; 4x400mR:  
2015-2

Jarrin Solomon 4x400mR: 2015-2 (ran ht)  
Richard Thompson 4x100mR: 2009-2  
Women Michelle-Lee Ahye 4x100mR: 2015-3  
Kelly-Ann Baptiste 100m: 2011-3; 4x100mR:  
2015-3

Semoy Hackett 4x100mR: 2015-3  
Josanne Lucas 400mH: 2009-3  
Khalifa St. Fort 4x100mR: 2015-3 (ran ht)  
Reyare Thomas 4x100mR: 2015-3

---

**TUN / Tunisia**

---

**Years Entered:** 1983 / 1987 / All from 1993

**Placing Tables:**

| Overall       | Gold     | Silver   | Bronze   | 4th      | 5th      | 6th      | 7th      | 8th      |
|---------------|----------|----------|----------|----------|----------|----------|----------|----------|
| 1997          | -        | -        | -        | -        | 1        | -        | -        | -        |
| 2005          | -        | -        | -        | -        | 1        | -        | -        | -        |
| 2007          | -        | -        | 1        | -        | -        | -        | -        | -        |
| 2009          | -        | -        | -        | -        | 1        | -        | -        | -        |
| 2011          | 1        | -        | -        | -        | -        | -        | -        | -        |
| 2015          | -        | 1        | -        | -        | -        | -        | -        | -        |
| <b>Totals</b> | <b>1</b> | <b>1</b> | <b>1</b> | <b>-</b> | <b>3</b> | <b>-</b> | <b>-</b> | <b>-</b> |

| Men           | Gold     | Silver   | Bronze   | 4th      | 5th      | 6th      | 7th      | 8th      |
|---------------|----------|----------|----------|----------|----------|----------|----------|----------|
| 1997          | -        | -        | -        | -        | 1        | -        | -        | -        |
| 2005          | -        | -        | -        | -        | 1        | -        | -        | -        |
| 2007          | -        | -        | 1        | -        | -        | -        | -        | -        |
| <b>Totals</b> | <b>-</b> | <b>-</b> | <b>1</b> | <b>-</b> | <b>2</b> | <b>-</b> | <b>-</b> | <b>-</b> |

| Women         | Gold     | Silver   | Bronze   | 4th      | 5th      | 6th      | 7th      | 8th      |
|---------------|----------|----------|----------|----------|----------|----------|----------|----------|
| 2009          | -        | -        | -        | -        | 1        | -        | -        | -        |
| 2011          | 1        | -        | -        | -        | -        | -        | -        | -        |
| 2015          | -        | 1        | -        | -        | -        | -        | -        | -        |
| <b>Totals</b> | <b>1</b> | <b>1</b> | <b>-</b> | <b>-</b> | <b>1</b> | <b>-</b> | <b>-</b> | <b>-</b> |

**Medallists:**

Men Hatem Ghoula 20KmW: 2007-3  
Women **Habiba Ghribi** 3000mSC: 2011-1, 2015-2

---

**TUR / Turkey**

---

**Years Entered:** All from 1983

**Placing Tables:**

| Overall       | Gold     | Silver   | Bronze   | 4th      | 5th      | 6th      | 7th      | 8th      |
|---------------|----------|----------|----------|----------|----------|----------|----------|----------|
| 1999          | -        | -        | -        | -        | 1        | -        | -        | -        |
| 2001          | -        | -        | -        | -        | -        | -        | -        | 1        |
| 2003          | -        | 1        | -        | -        | 1        | -        | -        | -        |
| 2007          | -        | -        | -        | -        | -        | -        | -        | 1        |
| 2009          | -        | -        | 1        | -        | -        | -        | -        | -        |
| 2011          | -        | -        | -        | -        | 1        | -        | 1        | 1        |
| 2015          | -        | -        | -        | -        | -        | 2        | 1        | -        |
| <b>Totals</b> | <b>-</b> | <b>1</b> | <b>1</b> | <b>-</b> | <b>3</b> | <b>2</b> | <b>2</b> | <b>3</b> |
| Men           | Gold     | Silver   | Bronze   | 4th      | 5th      | 6th      | 7th      | 8th      |
| 2007          | -        | -        | -        | -        | -        | -        | -        | 1        |
| 2011          | -        | -        | -        | -        | 1        | -        | -        | -        |
| 2015          | -        | -        | -        | -        | -        | 2        | 1        | -        |
| <b>Totals</b> | <b>-</b> | <b>-</b> | <b>-</b> | <b>-</b> | <b>1</b> | <b>2</b> | <b>1</b> | <b>1</b> |

| Women         | Gold     | Silver   | Bronze   | 4th      | 5th      | 6th      | 7th      | 8th      |
|---------------|----------|----------|----------|----------|----------|----------|----------|----------|
| 1999          | -        | -        | -        | -        | 1        | -        | -        | -        |
| 2001          | -        | -        | -        | -        | -        | -        | -        | 1        |
| 2003          | -        | 1        | -        | -        | 1        | -        | -        | -        |
| 2009          | -        | -        | 1        | -        | -        | -        | -        | -        |
| 2011          | -        | -        | -        | -        | -        | -        | 1        | 1        |
| <b>Totals</b> | <b>-</b> | <b>1</b> | <b>1</b> | <b>-</b> | <b>2</b> | <b>-</b> | <b>1</b> | <b>2</b> |

Men None. Best Placing:

|                     |               |
|---------------------|---------------|
| Fatih Avan          | JT: 2011-5    |
| Women Süreyya Ayhan | 1500m: 2003-2 |
| Karin Melis Mey     | LJ: 2009-3    |

### TUV / Tuvalu

**Years Entered:** 2009 / 2011 / 2013 / 2015

#### Best Placings:

|       |                 |                |
|-------|-----------------|----------------|
| Men   | Etimoni Timuani | 100m: 2015-6h2 |
| Women | Asenati Manoa   | 100m: 2011-5h4 |

### UAE / United Arab Emirates

**Years Entered:** 1983 / 1987 / 1991 / 1993 / 1995 / 1997 / 1999 / 2001 / 2009 / 2011 / 2013 / 2015

#### Best Placings:

|       |                  |                  |
|-------|------------------|------------------|
| Men   | Omar Al-Salfa    | 200m: 2009-6q2   |
| Women | Bethlem Desalegn | 1500m: 2015-10s1 |

### UGA / Uganda

**Years Entered:** All from 1983

#### Placing Tables:

| Overall       | Gold     | Silver   | Bronze   | 4th      | 5th      | 6th      | 7th      | 8th      |
|---------------|----------|----------|----------|----------|----------|----------|----------|----------|
| 1997          | -        | 1        | -        | -        | -        | -        | -        | -        |
| 2005          | 1        | -        | -        | 1        | -        | 1        | -        | -        |
| 2007          | -        | -        | 1        | 1        | -        | -        | -        | -        |
| 2009          | -        | -        | -        | 1        | -        | -        | -        | -        |
| 2011          | -        | -        | -        | -        | -        | 1        | -        | 1        |
| 2013          | 1        | -        | -        | -        | -        | -        | -        | -        |
| 2015          | -        | -        | 1        | -        | -        | 1        | -        | 1        |
| <b>Totals</b> | <b>2</b> | <b>1</b> | <b>2</b> | <b>3</b> | <b>-</b> | <b>3</b> | <b>-</b> | <b>2</b> |

| Men           | Gold     | Silver   | Bronze   | 4th      | 5th      | 6th      | 7th      | 8th      |
|---------------|----------|----------|----------|----------|----------|----------|----------|----------|
| 1997          | -        | 1        | -        | -        | -        | -        | -        | -        |
| 2005          | -        | -        | -        | 1        | -        | 1        | -        | -        |
| 2007          | -        | -        | 1        | 1        | -        | -        | -        | -        |
| 2009          | -        | -        | -        | 1        | -        | -        | -        | -        |
| 2011          | -        | -        | -        | -        | -        | 1        | -        | 1        |
| 2013          | 1        | -        | -        | -        | -        | -        | -        | -        |
| 2015          | -        | -        | 1        | -        | -        | 1        | -        | 1        |
| <b>Totals</b> | <b>1</b> | <b>1</b> | <b>2</b> | <b>3</b> | <b>-</b> | <b>3</b> | <b>-</b> | <b>2</b> |

| Women         | Gold     | Silver   | Bronze   | 4th      | 5th      | 6th      | 7th      | 8th      |
|---------------|----------|----------|----------|----------|----------|----------|----------|----------|
| 2005          | 1        | -        | -        | -        | -        | -        | -        | -        |
| <b>Totals</b> | <b>1</b> | <b>-</b> | <b>-</b> | <b>-</b> | <b>-</b> | <b>-</b> | <b>-</b> | <b>-</b> |

#### Medallists:

|       |                          |                        |
|-------|--------------------------|------------------------|
| Men   | Davis Kamoga             | 400m: 1997-2           |
|       | <b>Stephen Kiprotich</b> | <b>Mar: 2013-1</b>     |
|       | Moses Kipsiro            | 5000m: 2007-3          |
| Women | <b>Dorcus Inzikuru</b>   | <b>3000mSC: 2005-1</b> |

### UKR / Ukraine

**Years Entered:** All from 1993

See also USSR for 1983-1991

#### Placing Tables:

| Overall       | Gold      | Silver      | Bronze    | 4th       | 5th       | 6th          | 7th          | 8th      |
|---------------|-----------|-------------|-----------|-----------|-----------|--------------|--------------|----------|
| 1993          | 1         | 1           | 2         | 1         | 1         | 1            | 1            | -        |
| 1995          | 2         | -           | 1         | 1         | 2         | -            | 3            | 1        |
| 1997          | 2         | 3+1=        | 1         | 2         | -         | 1            | 1            | 1        |
| 1999          | 1         | 1           | 2         | 1         | 2         | -            | 4            | -        |
| 2001          | 1         | 1           | 1         | -         | 2         | 2            | -            | -        |
| 2003          | -         | -           | 3         | 3         | 2         | 2+1=         | 1            | 1        |
| 2005          | 1         | -           | -         | 1         | 3         | -            | 2            | 2        |
| 2007          | -         | 2           | -         | 1         | 1         | 2            | 1+1=         | 1        |
| 2009          | -         | -           | -         | 4         | 1         | 1            | 1            | -        |
| 2011          | 1         | -           | 1         | 1         | 2         | 1            | 1            | -        |
| 2013          | 2         | -           | 1         | 3         | -         | 2            | 3            | 1        |
| 2015          | -         | 1=          | 1         | 1         | 1         | 2            | 1            | -        |
| <b>Totals</b> | <b>11</b> | <b>8+2=</b> | <b>13</b> | <b>19</b> | <b>17</b> | <b>14+1=</b> | <b>19+1=</b> | <b>7</b> |

| Men           | Gold     | Silver      | Bronze   | 4th       | 5th      | 6th         | 7th      | 8th      |
|---------------|----------|-------------|----------|-----------|----------|-------------|----------|----------|
| 1993          | 1        | -           | 2        | -         | 1        | 1           | -        | -        |
| 1995          | 1        | -           | -        | 1         | -        | -           | 3        | -        |
| 1997          | 1        | 1           | -        | 1         | -        | 1           | -        | 1        |
| 1999          | -        | -           | 2        | -         | 2        | -           | -        | -        |
| 2001          | -        | -           | -        | -         | 1        | 2           | -        | -        |
| 2003          | -        | -           | 2        | 1         | -        | 1+1=        | -        | 1        |
| 2005          | 1        | -           | -        | 1         | -        | -           | -        | 1        |
| 2007          | -        | -           | -        | 1         | -        | 1           | -        | -        |
| 2009          | -        | -           | -        | 2         | -        | -           | -        | -        |
| 2011          | -        | -           | -        | 1         | -        | 1           | -        | -        |
| 2013          | 1        | -           | -        | 1         | -        | -           | 1        | -        |
| 2015          | -        | 1=          | -        | 1         | -        | -           | -        | -        |
| <b>Totals</b> | <b>5</b> | <b>1+1=</b> | <b>6</b> | <b>10</b> | <b>4</b> | <b>7+1=</b> | <b>4</b> | <b>3</b> |

| Women         | Gold     | Silver      | Bronze   | 4th      | 5th       | 6th      | 7th          | 8th      |
|---------------|----------|-------------|----------|----------|-----------|----------|--------------|----------|
| 1993          | -        | 1           | -        | 1        | -         | -        | 1            | -        |
| 1995          | 1        | -           | 1        | -        | 2         | -        | -            | 1        |
| 1997          | 1        | 2+1=        | 1        | 1        | -         | -        | 1            | -        |
| 1999          | 1        | 1           | -        | 1        | -         | -        | 4            | -        |
| 2001          | 1        | 1           | 1        | -        | 1         | -        | -            | -        |
| 2003          | -        | -           | 1        | 2        | 2         | 1        | 1            | -        |
| 2005          | -        | -           | -        | -        | 3         | -        | 2            | 1        |
| 2007          | -        | 2           | -        | -        | 1         | 1        | 1+1=         | 1        |
| 2009          | -        | -           | -        | 2        | 1         | 1        | 1            | -        |
| 2011          | 1        | -           | 1        | -        | 2         | -        | 1            | -        |
| 2013          | 1        | -           | 1        | 2        | -         | 2        | 2            | 1        |
| 2015          | -        | -           | 1        | -        | 1         | 2        | 1            | -        |
| <b>Totals</b> | <b>6</b> | <b>7+1=</b> | <b>7</b> | <b>9</b> | <b>13</b> | <b>7</b> | <b>15+1=</b> | <b>4</b> |

#### Best Placings:

|       |                          |  |
|-------|--------------------------|--|
| Men   | Aleksandr Bagach ✕       | SP: 1993-3, 1999-3                         |
|       | Yuriy Belonog            | SP: 2003-3                                 |
|       | <b>Bogdan Bondarenko</b> | <b>HJ: 2013-1, 2015-2=</b>                 |
|       | <b>Sergey Bubka</b>      | <b>PV: 1993-1, 1995-1, 1997-1</b>          |
|       | Ivan Heshko              | 1500m: 2003-3                              |
|       | Vitaliy Kirilenko        | LJ: 1993-3                                 |
|       | <b>Yuriy Krymarenko</b>  | <b>HJ: 2005-1</b>                          |
|       | Vladislav Piskunov       | HT: 1999-3                                 |
|       | Andrey Skvaruk           | HT: 1997-2                                 |
| Women | <b>Inga Babakova</b>     | <b>HJ: 1995-3, 1997-2=, 1999-1, 2001-2</b> |
|       | Anzhela Balakhonova      | PV: 1999-2                                 |
|       | Larysa Berezhnaya        | LJ: 1993-2                                 |
|       | Lyudmila Blonska         | Hep: 2007-2                                |
|       | Yelena Gorovova          | TJ: 1997-3                                 |
|       | <b>Inessa Kravets</b>    | <b>TJ: 1995-1</b>                          |
|       | Irina Lishchynska        | 1500m: 2007-2                              |

**Hanna Melnychenko** **Hep: 2013-1**  
 Lyudmyla Olyanovska 20KmW: 2015-3  
 Vita Pavlysh SP: 1997-2, 2001-3, 2003-3  
**Zhanna Pintusevich-Block** **X 100m: 1997-2, 2001-1;**  
**200m: 1997-1**  
 Natalya Pogrebnyak 4x100mR: 2011-3  
 Olesya Povh 4x100mR: 2011-3  
 Mariya Ryemyen 4x100mR: 2011-3  
**Olga Saladukha** **TJ: 2011-1, 2013-3**  
 Hrustyna Stuy 4x100mR: 2011-3

---

**URS / USSR**


---

**Years Entered:** 1976 / 1983 / 1987 / 1991

From 1993: ARM / Armenia, AZE/ Azerbaijan, BLR / Belarus,  
 EST / Estonia, GEO / Georgia, KAZ / Kazakhstan, KGZ /  
 Kyrgyzstan. LAT / Latvia, LTU / Lithuania, MDA / Moldova, RUS  
 / Russia, TJK / Tajikistan, TKM / Turkmenistan, UKR / Ukraine  
 & UZB / Uzbekistan

**Placing Tables:**

| Overall       | Gold      | Silver       | Bronze    | 4th          | 5th       | 6th       | 7th       | 8th          |
|---------------|-----------|--------------|-----------|--------------|-----------|-----------|-----------|--------------|
| 1976          | 1         | -            | -         | -            | -         | 1         | -         | -            |
| 1983          | 6         | 6            | 11        | 8+1=         | 2         | 6         | -         | 3            |
| 1987          | 7         | 10+2=        | 6         | 4            | 12        | 4         | 4         | 6+1=         |
| 1991          | 9         | 9            | 11        | 9            | 3         | 1         | 7         | 8            |
| <b>Totals</b> | <b>23</b> | <b>25+2=</b> | <b>28</b> | <b>21+1=</b> | <b>17</b> | <b>12</b> | <b>11</b> | <b>17+1=</b> |

| Men           | Gold      | Silver       | Bronze    | 4th         | 5th      | 6th      | 7th      | 8th      |
|---------------|-----------|--------------|-----------|-------------|----------|----------|----------|----------|
| 1976          | 1         | -            | -         | -           | -        | 1        | -        | -        |
| 1983          | 4         | 2            | 5         | 3+1=        | 1        | 2        | -        | 2        |
| 1987          | 2         | 4+2=         | 4         | 2           | 6        | 1        | -        | 5        |
| 1991          | 3         | 4            | 4         | 3           | 2        | 1        | 4        | 2        |
| <b>Totals</b> | <b>10</b> | <b>10+2=</b> | <b>13</b> | <b>8+1=</b> | <b>9</b> | <b>5</b> | <b>4</b> | <b>9</b> |

| Women         | Gold      | Silver    | Bronze    | 4th       | 5th      | 6th      | 7th      | 8th         |
|---------------|-----------|-----------|-----------|-----------|----------|----------|----------|-------------|
| 1983          | 2         | 4         | 6         | 5         | 1        | 4        | -        | 1           |
| 1987          | 5         | 6         | 2         | 2         | 6        | 3        | 4        | 1+1=        |
| 1991          | 6         | 5         | 7         | 6         | 1        | -        | 3        | 6           |
| <b>Totals</b> | <b>13</b> | <b>15</b> | <b>15</b> | <b>13</b> | <b>8</b> | <b>7</b> | <b>7</b> | <b>8+1=</b> |

**Medallists:**

Men  
 BLR Igor Astapkovich HT: 1991-2  
 UKR **Gennadiy Avdeyenko** **HJ: 1983-1, 1987-2=**  
 UKR Viktor Bryzgin 4x100mR: 1983-3, 1987-2  
 UKR **Sergey Bubka** **PV: 1983-1, 1987-1, 1991-1**  
 RUS **Nikolay Chernetsky** **4x400mR: 1983-1**  
 ARM Robert Emmiyan LJ: 1987-2  
 RUS Andrey Fedoriv 4x100mR: 1987-2 (ran ht)  
 RUS Rodion Gataullin PV: 1987-3  
 RUS Vyacheslav Ivanenko 50KmW: 1987-3  
 RUS Sergey Jung 50KmW: 1983-3  
 UZB Aleksandr Kharlov 400mH: 1983-3  
 UKR Aleksandr Klimenko SP: 1991-3  
 RUS Vladimir Krylov 4x100mR: 1987-2  
 LAT Dainis Kula JT: 1983-3  
 RUS **Sergey Litvinov** **HT: 1983-1, 1987-1**  
 UZB **Sergey Lovachev** **4x400mR: 1983-1**  
 RUS **Viktor Markin** **4x400mR: 1983-1**  
 BLR Yevgeniy Misyulya 20KmW: 1991-3  
 KAZ Vladimir Muravyov 4x100mR: 1983-3, 1987-2  
 KGZ Igor Paklin HJ: 1987-2=

RUS Andrey Perlov 50KmW: 1991-2  
 BLR **Aleksandr Potashov** **50KmW: 1991-1**  
 RUS Andrey Prokofyev 4x100mR: 1983-3

KAZ Oleg Sakirkin TJ: 1987-3  
 BLR Vladimir Sasimovich JT: 1991-3  
 RUS **Yuriy Sedykh** **HT: 1983-2, 1991-1**  
 RUS Mikhail Shchennikov 20KmW: 1991-2  
 RUS Nikolay Sidorov 4x100mR: 1983-3  
 KAZ **Veniamin Soldatenko** **50KmW: 1976-1**  
 EST Jüri Tamm HT: 1987-2  
 RUS Maksim Tarasov PV: 1991-3  
 UKR Pavel Tarnovetskiy Dec: 1987-3  
 BLR **Aleksandr Troshchilo** **4x400mR: 1983-1**  
 RUS Konstantin Volkov PV: 1983-2  
 RUS Leonid Voloshin TJ: 1991-2  
 RUS Aleksandr Yevgenyev 4x100mR: 1987-2  
 KAZ Viktor Yevsyukov JT: 1987-2  
 RUS Yevgeniy Yevsyukov 20KmW: 1983-3

Women

RUS **Tatyana Alekseyeva** **4x400mR: 1991-1** (ran ht)  
 LTU Ana Ambraziene 400mH: 1983-2  
 RUS Olga Antonova 4x100mR: 1987-3  
 UKR Inga Babakova HJ: 1991-3  
 RUS Irina Baskakova 4x400mR: 1983-3  
 BLR Yelena Belevskaya LJ: 1987-2  
 RUS Irina Belova Hep: 1991-3  
 UKR Larysa Berezhnaya LJ: 1991-3

UKR **Olga Bryzgina** **400m: 1987-1; 4x400mR:**  
**1987-2, 1991-1**  
 RUS **Tamara Bykova** **HJ: 1983-1, 1987-2**  
 RUS **Anna Chuprina** **4x400mR: 1991-1** (ran ht)  
 UKR **Tatyana Dorovskikh** **1500m: 1987-1, 1991-2;**  
**3000m: 1987-1, 1991-1**

UKR **Lyudmila Dzhigalova** **4x400mR: 1991-1**  
 RUS **Yekaterina Fesenko** **400mH: 1983-1**  
 UKR Natalya German 4x100mR: 1987-3  
 UKR Natalya Grigoryeva 100mH: 1991-3  
 RUS Lyubov Gurina 800m: 1983-2, 1987-3  
 RUS **Alina Ivanova** **10KmW: 1991-1**  
 RUS Marina Ivanova 4x400mR: 1983-3  
 KAZ Zoya Ivanova Mar: 1987-2  
 RUS Tatyana Kazankina 3000m: 1983-3  
 RUS Yelena Korban 4x400mR: 1983-3  
 UKR Natalya Kovtun 4x100mR: 1991-2  
 RUS Svetlana Krivelyova SP: 1991-3  
 BLR **Tatyana Ledovskaya** **400mH: 1991-1; 4x400mR:**  
**1991-1**

RUS **Natalya Lisovskaya** **SP: 1987-1, 1991-2**  
 RUS Galina Malchugina 4x100mR: 1991-2  
 UKR Larisa Mikhalchenko DT: 1991-3  
 LTU Galina Murasova DT: 1983-2  
 RUS **Lyudmila Narozhilenko** **100mH: 1991-1**  
 RUS **Olga V. Nazarova** **4x400mR: 1987-2, 1991-1**  
 RUS Larisa Nikitina Hep: 1987-2  
 RUS **Liliya Nurutdinova** **800m: 1991-1**  
 KGZ Mariya Pinigina 400m: 1983-3; 4x400mR:  
 1983-3, 1987-2

RUS Yekaterina Podkopayeva 800m: 1983-3; 1500m:  
 1983-3

RUS Natalya Pomoshchnikova 4x100mR: 1987-3  
 RUS Irina Privalova 4x100mR: 1991-2  
 RUS Lyudmila Rogachova 1500m: 1991-3  
 RUS Yelena Romanova 3000m: 1991-2  
 UKR Irina Slyusar 4x100mR: 1987-3  
 BLR Raisa Smekhnova Mar: 1983-3  
 RUS **Irina Strakhova** **10KmW: 1987-1**  
 RUS Yelena Vinogradova 4x100mR: 1991-2  
 RUS Yelena Yelesina HJ: 1991-2  
 UKR Aelita Yurchenko 4x400mR: 1987-2  
 UZB Zamira Zaytseva 1500m: 1983-2  
 UKR Yelena Zhupiyova 10,000m: 1987-2

## URU / Uruguay

Years Entered: All from 1983

## Best Placings:

Men Ricardo Vera 3000mSC: 1993-12  
 Women Déborah Rodríguez 400mH: 2015-8s1

## USA / United States

Years Entered: All from 1976

## Placing Tables:

| Overall       | Gold       | Silver       | Bronze       | 4th          | 5th          | 6th          | 7th          | 8th          |
|---------------|------------|--------------|--------------|--------------|--------------|--------------|--------------|--------------|
| 1980          | -          | -            | -            | -            | 1            | -            | -            | -            |
| 1983          | 8          | 9            | 7            | 4            | 5            | 3            | -            | 7            |
| 1987          | 10         | 4            | 6            | 5            | 2+1=         | 4            | 6            | 5+1=         |
| 1991          | 10         | 8            | 8            | 2            | 8            | 4            | 3            | 5            |
| 1993          | 13         | 7            | 5            | 5            | 6            | 3            | 4            | 7            |
| 1995          | 12         | 2            | 5            | 2            | 6            | 4            | 7            | 4+1=         |
| 1997          | 6          | 3            | 8            | 1            | 6            | 5            | 7            | 4            |
| 1999          | 10         | 3            | 4            | 4+2=         | 3            | 7            | 2            | 2+1=         |
| 2001          | 5          | 5            | 2+1=         | 5            | 4            | -            | 5            | 2            |
| 2003          | 8          | 7            | 1            | 2+1=         | -            | 4+2=         | 3            | 2            |
| 2005          | 14         | 8            | 3            | 4            | 5+1=         | 3            | 5            | 2            |
| 2007          | 14         | 5            | 7            | 5            | 5            | 2            | 5            | 3            |
| 2009          | 10         | 5+1=         | 6            | 4            | 5            | 8            | 2+1=         | 4            |
| 2011          | 12         | 8            | 8            | 5            | 3+1=         | 3            | 5            | 1            |
| 2013          | 7          | 14           | 5            | 9            | 7            | 7            | 4            | 5            |
| 2015          | 6          | 6            | 5+1=         | 5+2=         | 6            | 5            | 4            | 5+1=         |
| <b>Totals</b> | <b>145</b> | <b>94+1=</b> | <b>80+2=</b> | <b>62+5=</b> | <b>72+3=</b> | <b>62+2=</b> | <b>62+1=</b> | <b>58+4=</b> |

| Men           | Gold      | Silver    | Bronze       | 4th          | 5th          | 6th          | 7th       | 8th          |
|---------------|-----------|-----------|--------------|--------------|--------------|--------------|-----------|--------------|
| 1983          | 6         | 8         | 4            | 2            | 3            | 3            | -         | 5            |
| 1987          | 7         | 3         | 4            | 3            | 1=           | 3            | -         | 3            |
| 1991          | 9         | 4         | 7            | 1            | 4            | 3            | 1         | 2            |
| 1993          | 8         | 3         | 3            | 4            | 3            | 1            | 3         | 4            |
| 1995          | 7         | 1         | 4            | 1            | 4            | 3            | 3         | 3            |
| 1997          | 4         | 1         | 6            | 1            | 2            | 4            | 4         | 3            |
| 1999          | 6         | -         | 3            | 2+1=         | 1            | 4            | 2         | 2+1=         |
| 2001          | 3         | 3         | 1+1=         | 2            | 2            | -            | 3         | 1            |
| 2003          | 6         | 4         | -            | 2            | -            | 2+2=         | 2         | 1            |
| 2005          | 9         | 4         | 2            | 4            | 2+1=         | 2            | 3         | -            |
| 2007          | 10        | 3         | 6            | 3            | 1            | -            | 2         | 1            |
| 2009          | 6         | 4         | 4            | 2            | 2            | 3            | -         | 4            |
| 2011          | 6         | 5         | 3            | 2            | 1+1=         | 2            | 3         | -            |
| 2013          | 4         | 8         | 2            | 5            | 2            | 4            | -         | 2            |
| 2015          | 4         | 3         | 1+1=         | 2            | 5            | 3            | 2         | 2+1=         |
| <b>Totals</b> | <b>95</b> | <b>54</b> | <b>50+2=</b> | <b>36+1=</b> | <b>32+3=</b> | <b>37+2=</b> | <b>28</b> | <b>33+2=</b> |

| Women         | Gold      | Silver       | Bronze    | 4th          | 5th       | 6th       | 7th          | 8th          |
|---------------|-----------|--------------|-----------|--------------|-----------|-----------|--------------|--------------|
| 1980          | -         | -            | -         | -            | 1         | -         | -            | -            |
| 1983          | 2         | 1            | 3         | 2            | 2         | -         | -            | 2            |
| 1987          | 3         | 1            | 2         | 2            | 2         | 1         | 6            | 2+1=         |
| 1991          | 1         | 4            | 1         | 1            | 4         | 1         | 2            | 3            |
| 1993          | 5         | 4            | 2         | 1            | 3         | 2         | 1            | 3            |
| 1995          | 5         | 1            | 1         | 1            | 2         | 1         | 4            | 1+1=         |
| 1997          | 2         | 2            | 2         | -            | 4         | 1         | 3            | 1            |
| 1999          | 4         | 3            | 1         | 2+1=         | 2         | 3         | -            | -            |
| 2001          | 2         | 2            | 1         | 3            | 2         | -         | 2            | 1            |
| 2003          | 2         | 3            | 1         | 1=           | -         | 2         | 1            | 1            |
| 2005          | 5         | 4            | 1         | -            | 3         | 1         | 2            | 2            |
| 2007          | 4         | 2            | 1         | 2            | 4         | 2         | 3            | 2            |
| 2009          | 4         | 1+1=         | 2         | 2            | 3         | 5         | 2+1=         | -            |
| 2011          | 6         | 3            | 5         | 3            | 2         | 1         | 2            | 1            |
| 2013          | 3         | 6            | 3         | 4            | 5         | 3         | 4            | 3            |
| 2015          | 2         | 3            | 4         | 3+2=         | 1         | 2         | 2            | 3            |
| <b>Totals</b> | <b>50</b> | <b>40+1=</b> | <b>30</b> | <b>26+4=</b> | <b>40</b> | <b>25</b> | <b>34+1=</b> | <b>25+2=</b> |

## Best Placings:

| Men | Best Placings:            | Best Placings:   |
|-----|---------------------------|--|
|     | <b>Derrick Adkins</b>     | <b>400mH: 1995-1</b>   |
|     | <b>Charles Austin</b>     | <b>HJ: 1991-1</b>  |
|     | Willie Banks              | TJ: 1983-2   |
|     | Randy Barnes              | SP: 1993-2, 1995-3   |
|     | <b>Michael Berry</b>      | <b>4x400mR: 2011-1</b> (ran ht)  |
|     | John Brenner              | SP: 1987-3   |
|     | <b>Derrick Brew</b>       | <b>4x400mR: 2005-1</b>   |
|     | Trayvon Bromell           | 100m: 2015-3=  |
|     | Bryan Bronson             | 400mH: 1997-3  |
|     | <b>Leroy Burrell</b>      | 100m: 1991-2; <b>4x100mR: 1991-1, 1993-1</b>   |
|     | <b>Christian Cantwell</b> | <b>SP: 2009-1, 2011-3</b>  |
|     | <b>John Capel</b>         | <b>200m: 2003-1, 2005-3;</b><br><b>4x100mR: 2003-1</b>   |
|     | James Carter              | 400mH: 2005-2  |
|     | <b>Andre Cason</b>        | 100m: 1993-2; <b>4x100mR: 1991-1, 1993-1</b>   |
|     | Matt Centrowitz           | 1500m: 2011-3, 2013-2  |
|     | Curt Clausen              | 50KmW: 1999-3  |
|     | <b>Bryan Clay</b>         | <b>Dec: 2005-1</b>   |
|     | Will Claye                | TJ: 2011-3, 2013-3   |
|     | <b>Kerron Clement</b>     | <b>400mH: 2007-1, 2009-1;</b><br><b>4x400mR: 2007-1</b> (ran ht),<br><b>2009-1</b>   |
|     | <b>Kyle Clemons</b>       | <b>4x400mR: 2015-1</b> (ran ht)  |
|     | <b>Mike Conley</b>        | LJ: 1983-3; TJ: 1987-2,<br>1991-3, <b>1993-1</b>   |
|     | Hollis Conway             | HJ: 1991-3   |
|     | Shawn Crawford            | 200m: 2001-3=  |
|     | <b>Walter Davis</b>       | <b>TJ: 2005-1, 2007-3</b>  |
|     | Walter Dix                | 100m: 2011-2; 200m: 2011-2   |
|     | <b>Leroy Dixon</b>        | <b>4x100mR: 2007-1</b>   |
|     | <b>Jon Drummond</b>       | <b>4x100mR: 1993-1, 1999-1</b>   |
|     | <b>Ashton Eaton</b>       | Dec: 2011-2, <b>2013-1, 2015-1</b>   |
|     | <b>Danny Everett</b>      | 400m: 1991-3; <b>4x400mR: 1987-1, 1991-2</b>   |
|     | Mark Everett              | 800m: 1991-3; 4x400mR:<br>1991-2 (ran ht)  |
|     | <b>Greg Foster</b>        | <b>110mH: 1983-1, 1987-1, 1991-1</b>   |
|     | <b>Mike Franks</b>        | 400m: 1983-2; <b>4x400mR: 1987-1</b> (ran ht)  |
|     | <b>Justin Gatlin</b>      | <b>100m: 2005-1, 2013-2, 2015-2;</b> <b>200m: 2005-1, 2015-2;</b> 4x100mR: 2013-2<br>110mH: 1983-3; <b>4x100mR: 1983-1</b> |
|     | <b>Willie Gault</b>       | <b>110mH: 1983-3; 4x100mR: 1983-1</b>  |
|     | <b>Tyson Gay</b>          | <b>100m: 2007-1, 2009-2;</b><br><b>200m: 2007-1; 4x100mR: 2007-1</b>   |
|     | <b>Harvey Glance</b>      | <b>4x100mR: 1987-1</b>   |
|     | <b>John Godina</b>        | <b>SP: 1995-1, 1997-1, 2001-1</b>  |
|     | <b>Maurice Greene</b>     | <b>100m: 1997-1, 1999-1, 2001-1; 200m: 1999-1;</b><br><b>4x100mR: 1999-1</b>   |
|     | Breaux Greer              | JT: 2007-3   |
|     | Jason Grimes              | LJ: 1983-2   |
|     | <b>Roddie Haley</b>       | <b>4x400mR: 1987-1</b>   |
|     | <b>Arman Hall</b>         | <b>4x400mR: 2013-1</b>   |
|     | <b>Darnell Hall</b>       | <b>4x400mR: 1995-1</b> (ran ht)  |
|     | <b>Trey Hardee</b>        | <b>Dec: 2009-1, 2011-1</b>   |
|     | Danny Harris              | 400mH: 1987-2  |
|     | <b>James Harris</b>       | <b>4x400mR: 2013-1</b> (ran ht)  |
|     | <b>Kenny Harrison</b>     | <b>TJ: 1991-1</b>  |
|     | <b>Reese Hoffa</b>        | <b>SP: 2007-1</b>  |
|     | Chris Huffins             | Dec: 1999-3  |
|     | <b>CJ Hunter</b>          | <b>SP: 1997-3, 1999-1</b>  |
|     | Nick Hysong               | PV: 2001-3   |



|                            |   |                            |   |
|----------------------------|---|----------------------------|---|
| <b>Bershawn Jackson</b>    | <b>400mH: 2005-1, 2009-3;</b><br><b>4x400mR: 2007-1</b> (ran ht),<br><b>2009-1</b> (ran ht), <b>2011-1</b>  | <b>Raymond Pierre</b>      | <b>4x400mR: 1987-1</b> (ran ht)   |
| <b>Allen Johnson</b>       | <b>110mH: 1995-1, 1997-1,</b><br><b>2001-1, 2003-1, 2005-3</b>  | <b>Mark Plaatjes</b>       | <b>Mar: 1993-1</b>  |
| <b>Joshua J. Johnson</b>   | <b>4x100mR: 2003-1</b>  | John Powell                | DT: 1987-2  |
| <b>Michael Johnson</b>     | <b>200m: 1991-1, 1995-1;</b><br><b>400m: 1993-1, 1995-1,</b><br><b>1997-1, 1999-1; 4x400mR:</b><br><b>1993-1, 1995-1</b>                                      | <b>Mike Powell</b>         | <b>LJ: 1991-1, 1993-1, 1995-3</b>   |
| Rich Kenah                 | 800m: 1997-3  | Elliott Quow               | 200m: 1983-2  |
| <b>Emmit King</b>          | 100m: 1983-3; <b>4x100mR:</b><br><b>1983-1</b>  | <b>Marlon Ramsey</b>       | <b>4x400mR: 1995-1</b>  |
| Roger Kingdom              | 110mH: 1995-3   | <b>Butch Reynolds</b>      | 400m: 1987-3, 1993-2,<br>1995-2; <b>4x400mR: 1987-1,</b><br><b>1993-1, 1995-1</b>                 |
| <b>Joe Kovacs</b>          | <b>SP: 2015-1</b>   | Jeff Reynolds              | 4x400mR: 1991-2 (ran ht)  |
| <b>Bernard Lagat</b>       | <b>1500m: 2007-1, 2009-3;</b><br><b>5000m: 2007-1, 2009-2,</b><br>2011-2  | <b>Jason Richardson</b>    | <b>110mH: 2011-1</b>  |
| <b>Lionel Larry</b>        | <b>4x400mR: 2009-1</b> (ran ht)   | <b>Andrew Rock</b>         | 400m: 2005-2; <b>4x400mR:</b><br><b>2005-1</b>  |
| <b>Brian Lewis</b>         | <b>4x100mR: 1999-1</b>  | Mike Rodgers               | 4x100mR: 2013-2   |
| <b>Carl Lewis</b>          | <b>100m: 1983-1, 1987-1,</b><br><b>1991-1; 200m: 1993-3; LJ:</b><br><b>1983-1, 1987-1, 1991-2;</b><br><b>4x100mR: 1983-1, 1987-1,</b><br><b>1991-1</b>        | Duane Ross                 | 110mH: 1999-3   |
| <b>Kevin Lyles</b>         | <b>4x400mR: 1995-1</b> (ran ht)   | Rakieem Salaam             | 4x100mR: 2013-2   |
| <b>Josh Mance</b>          | <b>4x400mR: 2013-1</b> (ran ht)   | Steve Scott                | 1500m: 1983-2   |
| <b>Mike Marsh</b>          | <b>4x100mR: 1991-1</b> (ran ht)   | Charles Silmon             | 4x100mR: 2013-2   |
| <b>Rodney Martin</b>       | <b>4x100mR: 2007-1</b> (ran ht)   | <b>Calvin Smith</b>        | 100m: 1983-2; <b>200m: 1983-</b><br><b>1, 1987-1; 4x100mR: 1983-</b><br><b>1, 1993-1</b> (ran ht) |
| <b>Antonio McKay</b>       | <b>4x400mR: 1987-1</b>  | <b>Miles Smith</b>         | <b>4x400mR: 2005-1</b> (ran ht)   |
| <b>Lee McNeill</b>         | <b>4x100mR: 1987-1</b>  | <b>Wallace Spearmon</b>    | 200m: 2005-2, 2007-3,<br>2009-3; <b>4x100mR: 2007-1</b>   |
| <b>Tony McQuay</b>         | 400m: 2013-2; <b>4x400mR:</b><br><b>2013-1, 2015-1</b>  | Steve Spence               | Mar: 1991-3   |
| <b>Lee McRae</b>           | <b>4x100mR: 1987-1</b>  | Jim Spivey                 | 1500m: 1987-3   |
| Aries Merritt              | 110mH: 2015-3   | Dean Starkey               | PV: 1997-3  |
| <b>LaShawn Merritt</b>     | <b>400m: 2007-2, 2009-1,</b><br>2011-2, <b>2013-1, 2015-2;</b><br><b>4x400mR: 2005-1</b> (ran ht),<br><b>2007-1, 2009-1, 2011-1,</b><br><b>2013-1, 2015-1</b> | Savanté Stringfellow       | LJ: 2001-2  |
| <b>Derek Mills</b>         | <b>4x400mR: 1993-1</b> (ran ht),<br><b>1995-1</b>   | Nick Symmonds              | 800m: 2013-2  |
| Curtis Mitchell            | 200m: 2013-3  | <b>Angelo Taylor</b>       | 400m: 2007-3; <b>4x400mR:</b><br><b>2007-1, 2009-1, 2011-1</b>                                    |
| <b>Dennis Mitchell</b>     | 100m: 1991-3, 1993-3;<br><b>4x100mR: 1987-1</b> (ran ht),<br><b>1991-1, 1993-1</b>  | <b>Christian Taylor</b>    | <b>TJ: 2011-1, 2015-1</b>   |
| <b>Tim Montgomery X</b>    | 100m: 1997-3; <b>4x100mR:</b><br><b>1999-1</b>  | Michael Tinsley            | 400mH: 2013-2   |
| <b>Edwin Moses</b>         | <b>400mH: 1983-1, 1987-1</b>  | <b>Jamaal Torrance</b>     | <b>4x400mR: 2011-1</b> (ran ht)   |
| Larry Myricks              | LJ: 1987-3, 1991-3  | Terrence Trammell          | 110mH: 2003-2, 2007-2,<br>2009-2  |
| <b>Bryshon Nellum</b>      | <b>4x400mR: 2015-1</b>  | <b>Andrew Valmon</b>       | <b>4x400mR: 1991-2, 1993-1</b>  |
| <b>Adam Nelson</b>         | <b>SP: 2001-2, 2003-2, 2005-1,</b><br>2007-2  | <b>David Verburg</b>       | <b>4x400mR: 2013-1, 2015-1</b>  |
| Sunder Nix                 | 400m: 1983-3  | Erick Walder               | LJ: 1997-2  |
| <b>Greg Nixon</b>          | <b>4x400mR: 2011-1</b>  | <b>Brad Walker</b>         | <b>PV: 2005-2, 2007-1</b>   |
| <b>Vernon Norwood</b>      | <b>4x400mR: 2015-1</b> (ran ht)   | <b>Jeremy Wariner</b>      | <b>400m: 2005-1, 2007-1,</b><br>2009-2; <b>4x400mR: 2005-1,</b><br><b>2007-1, 2009-1</b>          |
| <b>Dan O'Brien</b>         | <b>Dec: 1991-1, 1993-1, 1995-</b><br><b>1</b>   | <b>Anthony Washington</b>  | <b>DT: 1999-1</b>   |
| <b>David Oliver</b>        | <b>110mH: 2013-1</b>  | <b>Tyree Washington</b>    | <b>400m: 1997-3, 2003-1</b>   |
| <b>Tom Pappas</b>          | <b>Dec: 2003-1</b>  | <b>Quincy Watts</b>        | <b>4x400mR: 1991-2, 1993-1</b>  |
| <b>Darvis Patton</b>       | 200m: 2003-2; <b>4x100mR:</b><br><b>2003-1, 2007-1</b>  | Ryan Whiting               | SP: 2013-2  |
| David Payne                | 110mH: 2007-3, 2009-3   | <b>Bernard Williams</b>    | 100m: 2001-2; <b>4x100mR:</b><br><b>2003-1</b>  |
| Tyke Peacock               | HJ: 1983-2  | Jeff Williams              | 200m: 1995-3  |
| Tom Petranoff              | JT: 1983-2  | <b>Jesse Williams</b>      | <b>HJ: 2011-1</b>   |
| <b>Antonio Pettigrew X</b> | <b>400m: 1991-1; 4x400mR:</b><br>1991-2, <b>1993-1</b> (ran ht)   | <b>Darold Williamson</b>   | <b>4x400mR: 2005-1, 2007-1</b>  |
| <b>Dwight Phillips</b>     | <b>LJ: 2003-1, 2005-1, 2007-3,</b><br><b>2009-1, 2011-1</b>   | Ryan Wilson                | 110mH: 2013-2   |
| Jack Pierce                | 110mH: 1991-2, 1993-3   | Joey Woody                 | 400mH: 2003-2   |
|                            |   | <b>Kevin Young</b>         | <b>400mH: 1993-1</b>  |
|                            |   | <b>Alexandria Anderson</b> | <b>4x100mR: 2011-1</b> (ran ht),<br>2013-2  |
|                            |   | Andrea Anderson            | 4x400mR: 1999-2 (ran ht)  |
|                            |   | <b>Joanna Atkins</b>       | <b>4x400mR: 2013-1</b> (ran ht)   |
|                            |   | <b>Keshia Baker</b>        | <b>4x400mR: 2011-1</b> (ran ht)   |
|                            |   | <b>Me'Lisa Barber</b>      | <b>4x100mR: 2005-1;</b><br><b>4x400mR: 2003-1</b>   |
|                            |   | <b>Mikele Barber</b>       | <b>4x100mR: 2007-1</b>  |
|                            |   | Brigetta Barrett           | HJ: 2013-2  |
|                            |   | <b>Kim Batten</b>          | <b>400mH: 1995-1, 1997-3;</b><br>4x400mR: 1997-2  |
|                            |   | <b>Jessica Beard</b>       | <b>4x400mR: 2009-1</b> (ran ht),<br><b>2011-1, 2013-1, 2015-2</b> (ran ht)                        |
|                            |   | Rachelle Boone-Smith       | 200m: 2005-2  |
|                            |   | Tori Bowie                 | 100m: 2015-3  |

Women

|                              |   |                                  |   |
|------------------------------|---|----------------------------------|---|
| Valerie Brisco               | 4x400mR: 1987-3   | <b>Natasha Kaiser-Brown</b>      | 400m: 1993-2; <b>4x400mR:</b> 1991-2 (ran ht), <b>1993-1</b> , 1997-2 (ran ht)                      |
| <b>Alice Brown</b>           | <b>4x100mR: 1987-1</b>  | <b>Anjanette Kirkland</b>        | <b>100mH: 2001-1</b>  |
| Tonja Buford                 | 400mH: 1995-2   | <b>Bianca Knight</b>             | <b>4x100mR: 2011-1</b>  |
| Shelia Burrell               | Hep: 2001-3   | Lillie Leatherwood               | 4x400mR: 1987-3, 1991-2   |
| Danielle Carruthers          | 100mH: 2011-2   | <b>Muna Lee</b>                  | <b>4x100mR: 2005-1</b>  |
| Michelle Carter              | SP: 2015-3  | Carol Lewis                      | LJ: 1983-3  |
| <b>Michelle Collins</b>      | <b>4x400mR: 1993-1</b> (ran ht), 1997-2 (ran ht), 1999-2  | <b>Mechelle Lewis</b>            | <b>4x100mR: 2007-1</b> (ran ht)   |
| <b>Angela Daigle</b>         | <b>4x100mR: 2005-1</b>  | Shamier Little                   | 400mH: 2015-2   |
| <b>Mary Decker</b>           | <b>1500m: 1983-1; 3000m: 1983-1</b>   | <b>Tianna Madison/Bartoletta</b> | <b>LJ: 2005-1, 2015-1</b>   |
| <b>Lashinda Demus</b>        | <b>400mH: 2005-2, 2009-2, 2011-1, 2013-3; 4x400mR: 2009-1</b>   | <b>Pam Marshall</b>              | <b>4x100mR: 1987-1</b>  |
| <b>Terri Dendy</b>           | <b>4x400mR: 1993-1</b> (ran ht)   | Brenda Martinez                  | 800m: 2013-2  |
| <b>Gail Devers</b>           | <b>100m: 1993-1; 100mH: 1991-2, 1993-1, 1995-1, 1999-1, 2001-2; 4x100mR: 1993-2, 1997-1</b>   | <b>Francena McCorory</b>         | 400m: 2011-3; <b>4x400mR: 2011-1, 2013-1, 2015-2</b>  |
| Marianne Dickerson           | Mar: 1983-2   | Miesha McKelvy                   | 100mH: 2003-3   |
| Diane Dixon                  | 4x400mR: 1987-3, 1991-2   | <b>Jearl Miles Clark</b>         | <b>400m: 1993-1, 1995-3, 1997-3; 4x400mR: 1991-2, 1993-1, 1995-1, 1997-2, 1999-2, 2003-1</b>        |
| <b>Stacy Dragila</b>         | <b>PV: 1999-1, 2001-1</b>   | <b>Inger Miller</b>              | 100m: 1999-2; <b>200m: 1999-1; 4x100mR: 1997-1, 2003-2</b>  |
| <b>Debbie Dunn</b>           | <b>4x400mR: 2009-1</b>  | <b>Celena Mondie-Milner</b>      | <b>4x100mR: 1995-1</b>  |
| Sheila Echols                | 4x100mR: 1993-2 (ran ht)  | Dalilah Muhammad                 | 400mH: 2013-2   |
| <b>Torri Edwards</b>         | <b>100m: 2003-1; 200m: 2003-2; 4x100mR: 2003-2, 2007-1</b>  | <b>Marshevet Myers</b>           | <b>4x100mR: 2011-1</b>  |
| Sandra Farmer-Patrick        | 400mH: 1993-2   | <b>Michelle Perry</b>            | <b>100mH: 2005-1, 2007-1</b>  |
| <b>Allyson Felix</b>         | <b>200m: 2005-1, 2007-1, 2009-1, 2011-3; 400m: 2011-2, 2015-1; 4x100mR: 2007-1, 2011-1, 2015-2; 4x400mR: 2007-1, 2009-1, 2011-1, 2015-2</b> | Jenna Prandini                   | 4x100mR: 2015-2   |
| Michelle Finn                | 4x100mR: 1993-2   | <b>Brittney Reese</b>            | <b>LJ: 2009-1, 2011-1, 2013-1</b>   |
| Phyllis Francis              | 4x400mR: 2015-2 (ran ht)  | Suziann Reid                     | 4x400mR: 1999-2   |
| Jane Frederick               | Hep: 1987-3   | <b>Sanya Richards-Ross</b>       | <b>400m: 2005-2, 2009-1; 4x400mR: 2003-1, 2007-1, 2009-1, 2011-1, 2015-2</b>                        |
| Octavious Freeman            | 4x100mR: 2013-2   | Louise Ritter                    | HJ: 1983-3  |
| <b>Chryste Gaines</b>        | <b>4x100mR: 1995-1, 1997-1, 2003-2</b>  | <b>Brianna Rollins</b>           | <b>100mH: 2013-1</b>  |
| English Gardner              | 4x100mR: 2013-2, 2015-2   | Shannon Rowbury                  | 1500m: 2009-3   |
| Sandra Glover                | 400mH: 2003-2, 2005-3   | <b>Jenny Simpson</b>             | <b>1500m: 2011-1, 2013-2</b>  |
| Lynda Goode                  | 100mH: 1993-3   | <b>Shalonda Solomon</b>          | <b>4x100mR: 2011-1</b> (ran ht)   |
| Kara Goucher                 | 10,000m: 2007-2   | <b>Ashley Spencer</b>            | <b>4x400mR: 2013-1</b>  |
| <b>Kim Graham</b>            | <b>4x400mR: 1995-1, 1997-2</b>  | <b>Rochelle Stevens</b>          | <b>4x400mR: 1991-2, 1995-1</b>  |
| <b>Nicole Green</b>          | <b>4x400mR: 1995-1</b> (ran ht)   | Jenn Suhr                        | PV: 2013-2  |
| <b>Florence Griffith</b>     | 200m: 1987-2; <b>4x100mR: 1987-1</b>  | Jeneba Tarmoh                    | 4x100mR: 2013-2   |
| <b>Carlette Guidry-White</b> | <b>4x100mR: 1995-1</b>  | Cassandra Tate                   | 400mH: 2015-3   |
| Dawn Harper                  | 100mH: 2011-3   | Jasmine Todd                     | 4x100mR: 2015-2   |
| <b>Natasha Hastings</b>      | <b>4x400mR: 2007-1</b> (ran ht), <b>2009-1</b> (ran ht), <b>2011-1</b> (ran ht), <b>2013-1, 2015-2</b>                                      | <b>Gwen Torrence</b>             | <b>100m: 1991-2, 1993-3, 1995-1; 200m: 1991-2, 1993-2; 4x100mR: 1993-2, 1995-1; 4x400mR: 1993-1</b> |
| <b>Monique Hennagan</b>      | <b>4x400mR: 2007-1</b> (ran ht)   | <b>DeeDee Trotter</b>            | <b>4x400mR: 2003-1</b> (ran ht), <b>2007-1</b>  |
| <b>D'Andre Hill</b>          | <b>4x100mR: 1995-1</b> (ran ht)   | Wenda Vereen                     | 4x100mR: 1993-2   |
| Chaunté Howard               | HJ: 2005-2  | Janeene Vickers                  | 400mH: 1991-3   |
| Denean Howard                | 4x400mR: 1987-3   | <b>Maicel Wallace</b>            | <b>4x400mR: 1993-1, 1997-2, 1999-2</b>  |
| Emily Infeld                 | 10,000m: 2015-3   | <b>Demetria Washington</b>       | <b>4x400mR: 2003-1</b>  |
| Regina Jacobs                | 1500m: 1997-2, 1999-2   | Angela Williams                  | 4x100mR: 2003-2   |
| LaTasha Jenkins              | 200m: 2001-2  | <b>Diane Williams</b>            | 100m: 1983-3; <b>4x100mR: 1987-1</b>  |
| <b>Carmelita Jeter</b>       | <b>100m: 2007-3, 2009-3, 2011-1, 2013-3; 200m: 2011-2; 4x100mR: 2007-1</b> (ran ht), <b>2011-1</b>  | Jill Williams                    | SP: 2011-3  |
| Alysia Johnson/Montaño       | 800m: 2011-3, 2013-3  | <b>Lauryn Williams</b>           | <b>100m: 2005-1, 2007-2; 4x100mR: 2003-2</b> (ran ht), <b>2005-1, 2007-1</b>                        |
| Chelsea Johnson              | PV: 2009-2=   | <b>Mary Wineberg</b>             | <b>4x400mR: 2007-1</b>  |
| Camara Jones                 | <b>4x400mR: 1995-1</b>  |                                  |   |
| <b>Marion Jones X</b>        | <b>100m: 1997-1, 1999-1; LJ: 1999-3; 4x100mR: 1997-1</b>  |                                  |   |
| <b>Jackie Joyner-Kersey</b>  | <b>LJ: 1987-1, 1991-1; Hep: 1987-1, 1993-1</b>  |                                  |   |

---

**UZB / Uzbekistan**


---

**Years Entered:** All from 1993  
See also USSR for 1983-1991

**Placing Tables:**

| Overall       | Gold | Silver | Bronze | 4th | 5th      | 6th | 7th | 8th       |
|---------------|------|--------|--------|-----|----------|-----|-----|-----------|
| 1997          | -    | -      | -      | -   | 1        | -   | -   | -         |
| 2011          | -    | -      | -      | -   | -        | -   | -   | 1=        |
| <b>Totals</b> | -    | -      | -      | -   | <b>1</b> | -   | -   | <b>1=</b> |

| Men           | Gold | Silver | Bronze | 4th | 5th      | 6th | 7th | 8th |
|---------------|------|--------|--------|-----|----------|-----|-----|-----|
| 1997          | -    | -      | -      | -   | 1        | -   | -   | -   |
| <b>Totals</b> | -    | -      | -      | -   | <b>1</b> | -   | -   | -   |

| Women         | Gold | Silver | Bronze | 4th | 5th | 6th | 7th | 8th       |
|---------------|------|--------|--------|-----|-----|-----|-----|-----------|
| 2011          | -    | -      | -      | -   | -   | -   | -   | 1=        |
| <b>Totals</b> | -    | -      | -      | -   | -   | -   | -   | <b>1=</b> |

**Best Placings:**

|       |                   |             |
|-------|-------------------|-------------|
| Men   | Ramil Ganiyev     | Dec: 1997-5 |
| Women | Svetlana Radzivil | HJ: 2011-8= |

**VAN / Vanuatu**

**Years Entered:** All from 1983

**Best Placings:**

|       |               |                |
|-------|---------------|----------------|
| Men   | Womel Mento   | 100m: 2015-4h2 |
| Women | Maryline Adam | SP: 1983-19Q   |

**VEN / Venezuela**

**Years Entered:** 1983 / 1987 / 1991 / 1995 / 1997 / 1999 / 2001 / 2003 / 2007 / 2009 / 2011 / 2013 / 2015

**Placing Table:**

| Men           | Gold | Silver | Bronze | 4th | 5th | 6th | 7th | 8th      |
|---------------|------|--------|--------|-----|-----|-----|-----|----------|
| 2011          | -    | -      | -      | -   | -   | -   | -   | 1        |
| <b>Totals</b> | -    | -      | -      | -   | -   | -   | -   | <b>1</b> |

**Best Placings:**

|       |                         |               |
|-------|-------------------------|---------------|
| Men   | Eduard Villanueva       | 1500m: 2011-8 |
| Women | Rosa Andreina Rodríguez | HT: 2015-11   |

**VIE / Vietnam**

**Years Entered:** 1983 / 1991 / 1993 / 1995 / 1999 / 2003 / 2009 / 2011 / 2013 / 2015

**Best Placings:**

|       |                      |                 |
|-------|----------------------|-----------------|
| Men   | Nguyen Van Loi       | 110mH: 1991-5h1 |
| Women | Truong Hoang My Linh | 100m: 1991-5h4  |

**VIN / Saint Vincent and the Grenadines**

**Years Entered:** All from 1983

**Best Placings:**

|       |                  |                          |
|-------|------------------|--------------------------|
| Men   | Eswort Coombs    | 400m: 1997-5q2           |
| Women | Kineke Alexander | 400m: 2011-6s1, 2013-6s2 |
|       | Natasha Mayers   | 100m: 2001-6s2           |

**YEM / Yemen**

**Years Entered:** 1983 / 1987 / 1993 / 1995 / 1997 / 1999 / 2001 / 2003 / 2005 / 2007 / 2011 / 2013 / 2015

Incorporating PRY / Democratic People's Republic of Yemen & YAR / Yemen Arab Republic in 1976-1987

**Best Placings:**

|       |                      |                 |
|-------|----------------------|-----------------|
| Men   | Salim Al-Qaifi       | 200m: 2003-6h8  |
| YEM   | Anwar O. Mohamed Ali | 800m: 1995-6h6  |
| PRY   | Salim Ahmed Nagib    | 200m: 1983-6h3  |
| Women | Hana Ali Ahmed       | 200m: 1987-8h2  |
| YEM   | Fatima Dahman        | 400mH: 2011-8h3 |

**YUG / Yugoslavia**

**Years Entered:** 1980 / 1983 / 1987 / 1991 / 1995 / 1997 / 1999 / 2001

Later SCG / Serbia & Montenegro (2003/2005) then SRB / Serbia (2007-) and MNE / Montenegro (2007-)

See also IWP / Independent World Championship Participant for (1993)

**Placing Tables:**

| Overall       | Gold | Silver | Bronze | 4th      | 5th      | 6th      | 7th      | 8th         |
|---------------|------|--------|--------|----------|----------|----------|----------|-------------|
| 1980          | -    | -      | -      | -        | 1        | -        | -        | -           |
| 1983          | -    | -      | -      | -        | 1        | -        | -        | 1           |
| 1987          | -    | -      | -      | -        | -        | -        | 1        | 1           |
| 1991          | -    | -      | -      | 1        | -        | -        | 1        | -           |
| 1995          | -    | -      | -      | -        | -        | 1        | -        | 1=          |
| 1999          | -    | -      | -      | 1        | -        | 1        | -        | -           |
| 2001          | -    | -      | -      | -        | 1        | -        | -        | -           |
| <b>Totals</b> | -    | -      | -      | <b>2</b> | <b>3</b> | <b>2</b> | <b>2</b> | <b>2+1=</b> |

| Men           | Gold | Silver | Bronze | 4th      | 5th      | 6th      | 7th      | 8th         |
|---------------|------|--------|--------|----------|----------|----------|----------|-------------|
| 1983          | -    | -      | -      | -        | 1        | -        | -        | 1           |
| 1987          | -    | -      | -      | -        | -        | -        | 1        | -           |
| 1991          | -    | -      | -      | 1        | -        | -        | 1        | -           |
| 1995          | -    | -      | -      | -        | -        | 1        | -        | 1=          |
| 1999          | -    | -      | -      | 1        | -        | 1        | -        | -           |
| 2001          | -    | -      | -      | -        | 1        | -        | -        | -           |
| <b>Totals</b> | -    | -      | -      | <b>2</b> | <b>2</b> | <b>2</b> | <b>2</b> | <b>1+1=</b> |

| Women         | Gold | Silver | Bronze | 4th | 5th      | 6th | 7th | 8th      |
|---------------|------|--------|--------|-----|----------|-----|-----|----------|
| 1980          | -    | -      | -      | -   | 1        | -   | -   | -        |
| 1987          | -    | -      | -      | -   | -        | -   | -   | 1        |
| <b>Totals</b> | -    | -      | -      | -   | <b>1</b> | -   | -   | <b>1</b> |

**Best Placings:**

|       |                    |                 |
|-------|--------------------|-----------------|
| Men   | Slobodan Branković | 4x400mR: 1991-4 |
| SRB   | Dejan Jovković     | 4x400mR: 1991-4 |
| SRB   | Ismail Macev       | 4x400mR: 1991-4 |
| SRB   | Dragutin Topić     | HJ: 1999-4      |
| SRB   | Nenad Đurović      | 4x400mR: 1991-4 |
| Women | Breda Pergar       | 3000m: 1980-5   |

**ZAM / Zambia**

**Years Entered:** All from 1987

**Placing Table:**

| Men           | Gold     | Silver   | Bronze | 4th | 5th      | 6th | 7th | 8th |
|---------------|----------|----------|--------|-----|----------|-----|-----|-----|
| 1991          | 1        | -        | -      | -   | -        | -   | -   | -   |
| 1993          | -        | 1        | -      | -   | -        | -   | -   | -   |
| 1995          | -        | 1        | -      | -   | -        | -   | -   | -   |
| 1997          | -        | -        | -      | -   | 1        | -   | -   | -   |
| <b>Totals</b> | <b>1</b> | <b>2</b> | -      | -   | <b>1</b> | -   | -   | -   |

**Best Placings:**

Men **Samuel Matete** **400mH: 1991-1, 1993-2, 1995-2**  
 Women Racheal Nachula **400m: 2011-6s3**

**ZIM / Zimbabwe**


**Years Entered:** All from 1983

**Placing Table:**

| Men           | Gold | Silver | Bronze   | 4th | 5th | 6th      | 7th | 8th |
|---------------|------|--------|----------|-----|-----|----------|-----|-----|
| 1995          | -    | -      | -        | -   | -   | 1        | -   | -   |
| 1997          | -    | -      | -        | -   | -   | 1        | -   | -   |
| 2011          | -    | -      | 1        | -   | -   | -        | -   | -   |
| <b>Totals</b> | -    | -      | <b>1</b> | -   | -   | <b>2</b> | -   | -   |

**Best Placings:**

Men Ngonidzashe Makusha **LJ: 2011-3**  
 Women Mariëtte van Heerden **DT: 1983-18Q**





# WORLD ALL-TIME LISTS

Included here are top 30 lists in all World Championship events and top 10s (where there are 10 significant performances) in the remaining events having IAAF World record status according to IAAF rule 261

Where possible the country of origin of athletes representing the former Czechoslovakia, USSR or Yugoslavian states is given  
(Lists as at June 30, 2017)

| MARK   | WIND | NAME                                    |  | COUNTRY | BORN | PLACE | VENUE                       | DATE      |
|--|------|---|--|---------|------|-------|-----------------------------|-----------|
| <b>100 Metres</b>  |      |   |  |         |      |       |                             |           |
| 9.58   | 0.9  | Usain Bolt                              |  | JAM     | 86   | 1     | Berlin                      | 16 Aug 09 |
| 9.63   | 1.5  | Bolt                                    |  |         |      | 1     | London (Olympic Stadium)    | 5 Aug 12  |
| 9.69   | 0.0  | Bolt                                    |  |         |      | 1     | Beijing                     | 16 Aug 08 |
| 9.69   | 2.0  | Tyson Gay                               |  | USA     | 82   | 1     | Shanghai                    | 20 Sep 09 |
| 9.69   | -0.1 | Yohan Blake                             |  | JAM     | 89   | 1     | Lausanne                    | 23 Aug 12 |
| 9.71   | 0.9  | Gay                                     |  |         |      | 2     | Berlin                      | 16 Aug 09 |
| 9.72   | 1.7  | Bolt                                    |  |         |      | 1     | New York (Randall's Island) | 31 May 08 |
| 9.72   | 0.2  | Asafa Powell                            |  | JAM     | 82   | 1     | Lausanne                    | 2 Sep 08  |
| 9.74   | 1.7  | Powell                                  |  |         |      | 1h2   | Rieti                       | 9 Sep 07  |
| 9.74   | 0.8  | Justin Gatlin                           |  | USA     | 82   | 1     | Doha                        | 15 May 15 |
|  |      | <i>(10 performances / 4 performers)</i> |  |         |      |       |                             |           |
| 9.78   | 0.9  | Nesta Carter                            |  | JAM     | 85   | 1     | Rieti                       | 29 Aug 10 |
| 9.79   | 0.1  | Maurice Greene                          |  | USA     | 74   | 1     | Athína                      | 16 Jun 99 |
| 9.80   | 1.3  | Steve Mullings                          |  | JAM     | 82   | 1     | Eugene                      | 4 Jun 11  |
| 9.82   | 1.7  | Richard Thompson                        |  | TTO     | 85   | 1     | Port of Spain               | 21 Jun 14 |
| 9.82   | 1.3  | Christian Coleman                       |  | USA     | 96   | 1h1   | Eugene                      | 7 Jun 17  |
|  |      | <i>(10)</i>                             |  |         |      |       |                             |           |
| 9.84   | 0.7  | Donovan Bailey                          |  | CAN     | 67   | 1     | Atlanta                     | 27 Jul 96 |
| 9.84   | 0.2  | Bruny Surin                             |  | CAN     | 67   | 2     | Sevilla                     | 22 Aug 99 |
| 9.84   | 1.3  | Trayvon Bromell                         |  | USA     | 95   | 1h4   | Eugene                      | 25 Jun 15 |
| 9.85   | 1.2  | Leroy Burrell                           |  | USA     | 67   | 1     | Lausanne                    | 6 Jul 94  |
| 9.85   | 1.7  | Olusoji Fasuba                          |  | NGR     | 84   | 2     | Doha                        | 12 May 06 |
| 9.85   | 1.3  | Mike Rodgers                            |  | USA     | 85   | 2     | Eugene                      | 4 Jun 11  |
| 9.86   | 1.2  | Carl Lewis                              |  | USA     | 61   | 1     | Tokyo                       | 25 Aug 91 |
| 9.86   | -0.4 | Frank Fredericks                        |  | NAM     | 67   | 1     | Lausanne                    | 3 Jul 96  |
| 9.86   | 1.8  | Ato Boldon                              |  | TTO     | 73   | 1     | Walnut                      | 19 Apr 98 |
| 9.86   | 0.6  | Francis Obikwelu                        |  | POR     | 78   | 2     | Athína                      | 22 Aug 04 |
|  |      | <i>(20)</i>                             |  |         |      |       |                             |           |
| 9.86   | 1.4  | Keston Bledman                          |  | TTO     | 88   | 1     | Port-of-Spain               | 23 Jun 12 |
| 9.86   | 1.3  | Jimmy Vicaut                            |  | FRA     | 92   | 2     | Paris (Saint-Denis)         | 4 Jul 15  |
| 9.87   | 0.3  | Linford Christie                        |  | GBR     | 60   | 1     | Stuttgart                   | 15 Aug 93 |
| 9.87A  | -0.2 | Obadele Thompson                        |  | BAR     | 76   | 1     | Johannesburg                | 11 Sep 98 |
| 9.88   | 1.8  | Shawn Crawford                          |  | USA     | 78   | 1     | Eugene                      | 19 Jun 04 |
| 9.88   | 0.6  | Walter Dix                              |  | USA     | 86   | 2     | Nottwil                     | 8 Aug 10  |
| 9.88   | 0.9  | Ryan Bailey                             |  | USA     | 89   | 2     | Rieti                       | 29 Aug 10 |
| 9.88   | 1.0  | Michael Frater                          |  | JAM     | 82   | 2     | Lausanne                    | 30 Jun 11 |
| 9.88A  | 0.2  | Sydney Siame                            |  | ZAM     | 97   | 1r5   | Lusaka                      | 8 Apr 17  |
| 9.89   | 1.6  | Travis Padgett                          |  | USA     | 86   | 1q2   | Eugene                      | 28 Jun 08 |
|  |      | <i>(30)</i>                             |  |         |      |       |                             |           |
| 9.89   | 1.6  | Darvis Patton                           |  | USA     | 77   | 1q3   | Eugene                      | 28 Jun 08 |
| 9.89   | 1.3  | Ngonidzashe Makusha                     |  | ZIM     | 87   | 1     | Des Moines                  | 10 Jun 11 |
| 9.89   | 1.9  | Akani Simbine                           |  | RSA     | 93   | 1     | Székesfehérvár              | 18 Jul 16 |
| <i>Wind-assisted performances to 9.75 and performers to 9.85</i> |      |   |  |         |      |       |                             |           |
| 9.68   | 4.1  | Tyson Gay                               |  | USA     | 82   | 1     | Eugene                      | 29 Jun 08 |
| 9.69A  | >5.0 | Obadele Thompson                        |  | BAR     | 76   | 1     | El Paso                     | 13 Apr 96 |
| 9.69   | 4.8  | Andre De Grasse                         |  | CAN     | 94   | 1     | Stockholm                   | 18 Jun 17 |
| 9.72   | 2.1  | Powell                                  |  |         |      | 1     | Oslo                        | 4 Jun 10  |
| 9.74   |      | Richard Thompson                        |  | TTO     | 85   | 1     | Clermont                    | 31 May 14 |
| 9.75   | 4.3  | Darvis Patton                           |  | USA     | 77   | 1     | Austin                      | 30 Mar 13 |
| 9.76A  | 6.1  | Churandy Martina                        |  | AHO     | 84   | 1     | El Paso                     | 13 May 06 |
| 9.76   | 3.7  | Trayvon Bromell                         |  | USA     | 95   | 1s1   | Eugene                      | 26 Jun 15 |
| 9.78   | 5.2  | Carl Lewis                              |  | USA     | 61   | 1     | Indianapolis                | 16 Jul 88 |
| 9.78   | 3.7  | Maurice Greene                          |  | USA     | 74   | 1     | Stanford                    | 31 May 04 |
| 9.79   | 5.3  | Andre Cason                             |  | USA     | 69   | 1h4   | Eugene                      | 16 Jun 93 |
| 9.80   | 4.1  | Walter Dix                              |  | USA     | 86   | 2     | Eugene                      | 29 Jun 08 |
| 9.80   | 2.7  | Mike Rodgers                            |  | USA     | 85   | 2     | Eugene                      | 31 May 14 |
| 9.82   | 3.0  | Isiah Young                             |  | USA     | 90   | 1     | Clermont                    | 16 May 15 |
| 9.82   | 4.9  | Remontay McClain                        |  | USA     | 92   | 1h3   | Eugene                      | 25 Jun 15 |

| MARK                                     | WIND | NAME        | COUNTRY | BORN | PLACE | VENUE                    | DATE      |
|--|------|-------------|---------|------|-------|--------------------------|-----------|
| 9.83                                     | 7.1  | Leonard     | USA     | 80   | 1     | Knoxville                | 9 Apr 99  |
| 9.83                                     | 2.2  | Derrick     | BAH     | 84   | 2     | New York                 | 2 Jun 07  |
| 9.84                                     | 5.4  | Francis     | POR     | 78   | 1     | Zaragoza                 | 3 Jun 06  |
| 9.84                                     | 4.8  | Ben Youssef | CIV     | 86   | 2     | Stockholm                | 18 Jun 17 |
| 9.85                                     | 4.8  | Dennis      | USA     | 66   | 2     | Eugene                   | 17 Jun 93 |
| 9.85A                                    | 3.0  | Frank       | NAM     | 67   | 1     | Nairobi                  | 18 May 02 |
| 9.85                                     | 4.1  | Travis      | USA     | 86   | 4     | Eugene                   | 29 Jun 08 |
| 9.85                                     | 3.6  | Keston      | TTO     | 88   | 1     | Clermont                 | 2 Jun 12  |
| 9.85                                     | 3.2  | Charles     | USA     | 91   | 1s1   | Des Moines               | 21 Jun 13 |
| 9.85                                     | 3.0  | Kemar       | CAY     | 89   | 1     | San José, CRC            | 7 Aug 15  |
| <i>Doping-disqualified</i>               |      |             |         |      |       |                          |           |
| 9.78                                     | 2.0  | Tim         | USA     | 75   | (1)   | Paris                    | 14 Sep 02 |
| 9.79                                     | 1.1  | Ben         | CAN     | 61   | (1)   | Seoul                    | 24 Sep 88 |
| 9.87                                     | 2.0  | Dwain       | GBR     | 78   | (2)   | Paris                    | 14 Sep 02 |
| <b>200 Metres</b>                        |      |             |         |      |       |                          |           |
| 19.19                                    | -0.3 | Usain       | JAM     | 86   | 1     | Berlin                   | 20 Aug 00 |
| 19.26                                    | 0.7  | Yohan       | JAM     | 89   | 1     | Bruxelles                | 16 Sep 11 |
| 19.30                                    | -0.9 |             |         |      | 1     | Beijing                  | 20 Aug 08 |
| 19.32                                    | 0.4  | Michael     | USA     | 67   | 1     | Atlanta                  | 1 Aug 96  |
| 19.32                                    | 0.4  |             |         |      | 1     | London (Olympic Stadium) | 9 Aug 12  |
| 19.40                                    | 0.8  |             |         |      | 1     | Daegu                    | 3 Sep 11  |
| 19.44                                    | 0.4  |             |         |      | 2     | London (Olympic Stadium) | 9 Aug 12  |
| 19.53                                    | 0.7  | Walter      | USA     | 86   | 2     | Bruxelles                | 16 Sep 11 |
| 19.54                                    | 0.0  |             |         |      | 1     | Bruxelles                | 7 Sep 12  |
| 19.55                                    | -0.1 |             |         |      | 1     | Beijing                  | 27 Aug 15 |
| <i>(10/4)</i>                            |      |             |         |      |       |                          |           |
| 19.57                                    | 0.4  | Justin      | USA     | 82   | 1     | Eugene                   | 28 Jun 15 |
| 19.58                                    | 1.3  | Tyson       | USA     | 82   | 1     | New York                 | 30 May 09 |
| 19.63                                    | 0.4  | Xavier      | USA     | 85   | 1     | Lausanne                 | 11 Jul 06 |
| 19.65                                    | 0.0  | Wallace     | USA     | 84   | 1     | Daegu                    | 28 Sep 06 |
| 19.68                                    | 0.4  | Frank       | NAM     | 67   | 2     | Atlanta                  | 1 Aug 96  |
| 19.72A                                   | 1.8  | Pietro      | ITA     | 52   | 1     | Ciudad de México         | 12 Sep 79 |
| <i>(10)</i>                              |      |             |         |      |       |                          |           |
| 19.73                                    | -0.2 | Michael     | USA     | 67   | 1s1   | Barcelona                | 5 Aug 92  |
| 19.74                                    | 1.4  | LaShawn     | USA     | 86   | 1s3   | Eugene                   | 8 Jul 16  |
| 19.75                                    | 1.5  | Carl        | USA     | 61   | 1     | Indianapolis             | 19 Jun 83 |
| 19.75                                    | 1.7  | Joe         | USA     | 67   | 1     | Seoul                    | 28 Sep 88 |
| 19.77                                    | 0.7  | Ato         | TTO     | 73   | 1     | Stuttgart                | 13 Jul 97 |
| 19.79                                    | 1.2  | Shawn       | USA     | 78   | 1     | Athína                   | 26 Aug 04 |
| 19.79                                    | 0.9  | Warren      | JAM     | 89   | 1     | Kingston                 | 23 Jun 13 |
| 19.80                                    | 0.8  | Christophe  | FRA     | 90   | 1     | Daegu                    | 3 Sep 11  |
| 19.80                                    | 2.0  | Rasheed     | JAM     | 89   | 1s1   | Toronto                  | 23 Jul 15 |
| 19.80                                    | -0.3 | Andre       | CAN     | 94   | 2s2   | Rio de Janeiro           | 17 Aug 16 |
| <i>(20)</i>                              |      |             |         |      |       |                          |           |
| 19.81                                    | -0.3 | Alonso      | PAN     | 89   | 2     | Berlin                   | 20 Aug 09 |
| 19.81                                    | 0.4  | Churandy    | NED     | 84   | 1     | Lausanne                 | 25 Aug 16 |
| 19.83A                                   | 0.9  | Tommie      | USA     | 44   | 1     | Ciudad de México         | 16 Oct 68 |
| 19.84                                    | 1.7  | Francis     | NGR     | 78   | 1s2   | Sevilla                  | 25 Aug 99 |
| 19.84                                    | 1.2  | Wayde       | RSA     | 92   | 1     | Kingston                 | 10 Jun 17 |
| 19.85                                    | -0.3 | John        | USA     | 78   | 1     | Sacramento               | 23 Jul 00 |
| 19.85                                    | -0.5 | Kostás      | GRE     | 73   | 1     | München                  | 9 Aug 02  |
| 19.85                                    | 0.0  | Nickel      | JAM     | 90   | 2     | Zürich                   | 30 Aug 12 |
| 19.85                                    | 1.9  | Ameer       | USA     | 91   | 1     | Doha                     | 6 May 16  |
| 19.85                                    | -0.5 | Christian   | USA     | 96   | 1q1   | Lexington                | 27 May 17 |
| <i>(30)</i>                              |      |             |         |      |       |                          |           |
| <i>Wind-assisted performers to 19.85</i> |      |             |         |      |       |                          |           |
| 19.58                                    | 2.4  | Andre       | CAN     | 94   | 1     | Eugene                   | 12 Jun 15 |
| 19.61                                    | >4.0 | Leroy       | USA     | 67   | 1     | College Station          | 19 May 90 |
| 19.73                                    | 3.3  | Shawn       | USA     | 78   | 1     | Eugene                   | 28 Jun 09 |
| 19.75                                    | 4.1  | Isiah       | USA     | 90   | 1     | Clermont                 | 16 May 15 |
| 19.83                                    | 9.2  | Bobby       | USA     | 78   | 1r2   | Knoxville                | 9 Apr 99  |

| MARK                       | NAME            | COUNTRY      | BORN | PLACE | VENUE | DATE                     |           |
|----------------------------|-----------------|--------------|------|-------|-------|--------------------------|-----------|
| <b>400 Metres</b>          |                 |              |      |       |       |                          |           |
| 43.03                      | Wayde           | van Niekerk  | RSA  | 92    | 1     | Rio de Janeiro           | 14 Aug 16 |
| 43.18                      | Michael         | Johnson      | USA  | 67    | 1     | Sevilla                  | 26 Aug 99 |
| 43.29                      | Butch           | Reynolds     | USA  | 64    | 1     | Zürich                   | 17 Aug 88 |
| 43.39                      |                 | Johnson      |      |       | 1     | Göteborg                 | 9 Aug 95  |
| 43.44                      |                 | Johnson      |      |       | 1     | Atlanta                  | 19 Jun 96 |
| 43.45                      | Jeremy          | Wariner      | USA  | 84    | 1     | Osaka                    | 31 Aug 07 |
| 43.48                      |                 | van Niekerk  |      |       | 1     | Beijing                  | 26 Aug 15 |
| 43.49                      |                 | Johnson      |      |       | 1     | Atlanta                  | 29 Jul 96 |
| 43.50                      | Quincy          | Watts        | USA  | 70    | 1     | Barcelona                | 5 Aug 92  |
| 43.50                      |                 | Wariner      |      |       | 1     | Stockholm                | 7 Aug 07  |
|                            | (10/5)          |              |      |       |       |                          |           |
| 43.65                      | LaShawn         | Merritt      | USA  | 86    | 2     | Beijing                  | 26 Aug 15 |
| 43.70                      | Fred            | Kerley       | USA  | 95    | 1q1   | Austin                   | 26 May 17 |
| 43.72                      | Isaac           | Makwala      | BOT  | 86    | 1     | La Chaux de Fonds        | 5 Jul 15  |
| 43.74                      | Kirani          | James        | GRN  | 92    | 1     | Lausanne                 | 3 Jul 14  |
| 43.81                      | Danny           | Everett      | USA  | 66    | 1     | New Orleans              | 26 Jun 92 |
|                            | (10)            |              |      |       |       |                          |           |
| 43.86A                     | Lee             | Evans        | USA  | 47    | 1     | Ciudad de México         | 18 Oct 68 |
| 43.87                      | Steve           | Lewis        | USA  | 69    | 1     | Seoul                    | 28 Sep 88 |
| 43.93                      | Youssef         | Masrahi      | KSA  | 87    | 1h2   | Beijing                  | 23 Aug 15 |
| 43.93                      | Rusheen         | McDonald     | JAM  | 92    | 2h2   | Beijing                  | 23 Aug 15 |
| 43.97A                     | Larry           | James        | USA  | 47    | 2     | Ciudad de México         | 18 Oct 68 |
| 44.01                      | Machel          | Cedenio      | TTO  | 95    | 4     | Rio de Janeiro           | 14 Aug 16 |
| 44.05                      | Angelo          | Taylor       | USA  | 78    | 1     | Indianapolis             | 23 Jun 07 |
| 44.09                      | Alvin           | Harrison     | USA  | 74    | 3     | Atlanta                  | 19 Jun 96 |
| 44.09                      | Jerome          | Young        | USA  | 76    | 1     | New Orleans              | 21 Jun 98 |
| 44.10                      | Gary            | Kikaya       | COD  | 78    | 2     | Stuttgart                | 9 Sep 06  |
|                            | (20)            |              |      |       |       |                          |           |
| 44.11                      | Luguelín        | Santos       | DOM  | 92    | 4     | Beijing                  | 26 Aug 15 |
| 44.13                      | Derek           | Mills        | USA  | 72    | 1     | Eugene                   | 4 Jun 95  |
| 44.14                      | Roberto         | Hernández    | CUB  | 67    | 2     | Sevilla                  | 30 May 90 |
| 44.15                      | Anthuan         | Maybank      | USA  | 69    | 1rB   | Lausanne                 | 3 Jul 96  |
| 44.16                      | Otis            | Harris       | USA  | 82    | 2     | Athína                   | 23 Aug 04 |
| 44.17                      | Innocent        | Egbunike     | NGR  | 61    | 1     | Zürich                   | 19 Aug 87 |
| 44.18                      | Samson          | Kitur        | KEN  | 66    | 2s2   | Barcelona                | 3 Aug 92  |
| 44.20A                     | Charles         | Gitonga      | KEN  | 71    | 1     | Nairobi                  | 29 Jun 96 |
| 44.21                      | Ian             | Morris       | TTO  | 61    | 3s2   | Barcelona                | 3 Aug 92  |
| 44.22A                     | Baboloki        | Thebe        | BOT  | 97    | 1     | Gaborone                 | 21 May 16 |
|                            | (30)            |              |      |       |       |                          |           |
| <i>Doping-disqualified</i> |                 |              |      |       |       |                          |           |
| 44.21                      | Antonio         | Pettigrew    | USA  | 67    | (1)   | Nassau                   | 26 May 99 |
| <b>800 Metres</b>          |                 |              |      |       |       |                          |           |
| 1:40.91                    | David           | Rudisha      | KEN  | 88    | 1     | London (Olympic Stadium) | 9 Aug 12  |
| 1:41.01                    |                 | Rudisha      |      |       | 1     | Rieti                    | 29 Aug 10 |
| 1:41.09                    |                 | Rudisha      |      |       | 1     | Berlin                   | 22 Aug 10 |
| 1:41.11                    | Wilson          | Kipketer     | DEN  | 70    | 1     | Köln                     | 24 Aug 97 |
| 1:41.24                    |                 | Kipketer     |      |       | 1     | Zürich                   | 13 Aug 97 |
| 1:41.33                    |                 | Rudisha      |      |       | 1     | Rieti                    | 10 Sep 11 |
| 1:41.51                    |                 | Rudisha      |      |       | 1     | Heusden-Zolder           | 10 Jul 10 |
| 1:41.54                    |                 | Rudisha      |      |       | 1     | Paris (Saint-Denis)      | 6 Jul 12  |
| 1:41.73 photo-cell         | Sebastian       | Coe          | GBR  | 56    | 1     | Firenze                  | 10 Jun 81 |
| 1:41.73                    |                 | Kipketer     |      |       | 1     | Stockholm                | 7 Jul 97  |
| 1:41.73                    | Nijel           | Amos         | BOT  | 94    | 2     | London (Olympic Stadium) | 9 Aug 12  |
|                            | (11/5)          |              |      |       |       |                          |           |
| 1:41.77                    | Joaquim         | Cruz         | BRA  | 63    | 1     | Köln                     | 26 Aug 84 |
| 1:42.23                    | Abubaker        | Kaki         | SUD  | 89    | 2     | Oslo                     | 4 Jun 10  |
| 1:42.28                    | Sammy           | Koskei       | KEN  | 61    | 2     | Köln                     | 26 Aug 84 |
| 1:42.34                    | Wilfred         | Bungei       | KEN  | 80    | 2     | Rieti                    | 8 Sep 02  |
| 1:42.37                    | Mohamed         | Aman         | ETH  | 94    | 1     | Bruxelles                | 6 Sep 13  |
| 1:42.47                    | Yuriy           | Borzakovskiy | RUS  | 81    | 1     | Bruxelles                | 24 Aug 01 |
|                            | (10)            |              |      |       |       |                          |           |
| 1:42.51                    | Amel            | Tuka         | BIH  | 91    | 1     | Monaco                   | 17 Jul 16 |
| 1:42.53                    | Timothy         | Kitum        | KEN  | 94    | 3     | London (Olympic Stadium) | 9 Aug 12  |
| 1:42.53                    | Pierre-Ambroise | Bosse        | FRA  | 92    | 2     | Monaco                   | 18 Jul 14 |
| 1:42.55                    | André           | Bucher       | SUI  | 76    | 1     | Zürich                   | 17 Aug 01 |

| MARK               | NAME               | COUNTRY     | BORN | PLACE | VENUE | DATE                     |           |
|--------------------|--------------------|-------------|------|-------|-------|--------------------------|-----------|
| 1:42.58            | Vebjørn            | Rodal       | NOR  | 72    | 1     | Atlanta                  | 31 Jul 96 |
| 1:42.60            | Johnny             | Gray        | USA  | 60    | 2     | Koblenz                  | 28 Aug 85 |
| 1:42.61            | Taoufik            | Makhloufi   | ALG  | 88    | 2     | Río de Janeiro           | 15 Aug 16 |
| 1:42.62            | Patrick            | Ndururi     | KEN  | 69    | 2     | Zürich                   | 13 Aug 97 |
| 1:42.67            | Alfred             | Kirwa Yego  | KEN  | 86    | 2     | Rieti                    | 6 Sep 09  |
| 1:42.69            | Hezekiel           | Sepeng      | RSA  | 74    | 2     | Bruxelles                | 3 Sep 99  |
|                    | (20)               |             |      |       |       |                          |           |
| 1:42.69            | Japheth            | Kimutai     | KEN  | 78    | 3     | Bruxelles                | 3 Sep 99  |
| 1:42.79            | Fred               | Onyancha    | KEN  | 69    | 3     | Atlanta                  | 31 Jul 96 |
| 1:42.79            | Youssef Saad       | Kamel       | BRN  | 83    | 2     | Monaco                   | 29 Jul 08 |
| 1:42.81            | Jean-Patrick       | Nduwimana   | BDI  | 78    | 2     | Zürich                   | 17 Aug 01 |
| 1:42.82            | Duane              | Solomon     | USA  | 84    | 4     | London (Olympic Stadium) | 9 Aug 12  |
| 1:42.84            | Ferguson           | Cheruiyot   | KEN  | 89    | 4     | Monaco                   | 18 Jul 14 |
| 1:42.85            | Norberto           | Télez       | CUB  | 72    | 4     | Atlanta                  | 31 Jul 96 |
| 1:42.86            | Mbulaeni           | Mulaudzi    | RSA  | 80    | 3     | Rieti                    | 6 Sep 09  |
| 1:42.87            | Alfred             | Kipketer    | KEN  | 96    | 1     | Paris (Saint-Denis)      | 27 Aug 16 |
| 1:42.88            | Steve              | Cram        | GBR  | 60    | 1     | Zürich                   | 21 Aug 85 |
|                    | (30)               |             |      |       |       |                          |           |
| <b>1000 Metres</b> |                    |             |      |       |       |                          |           |
| 2:11.96            | Noah               | Ngeny       | KEN  | 78    | 1     | Rieti                    | 5 Sep 99  |
| 2:12.18            | Sebastian          | Coe         | GBR  | 56    | 1     | Oslo                     | 11 Jul 81 |
| 2:12.88            | Steve              | Cram        | GBR  | 60    | 1     | Gateshead                | 9 Aug 85  |
| 2:13.08            | Taoufik            | Makhloufi   | ALG  | 88    | 1     | Tomblaine                | 1 Jul 15  |
| 2:13.49            | Ayanleh            | Souleiman   | DJI  | 92    | 1     | Lausanne                 | 25 Aug 16 |
| 2:13.56            | Kennedy/Kenneth    | Kimwetich   | KEN  | 73    | 2     | Nice                     | 17 Jul 99 |
| 2:13.62            | Abubaker           | Kaki        | SUD  | 89    | 1     | Eugene                   | 3 Jul 10  |
| 2:13.73            | Noureddine         | Morceli     | ALG  | 70    | 1     | Lille                    | 2 Jul 93  |
| 2:13.89            | Robert             | Biwott      | KEN  | 96    | 2     | Lausanne                 | 25 Aug 16 |
| 2:13.9             | Rick               | Wohlhuter   | USA  | 48    | 1     | Oslo                     | 30 Jul 74 |
|                    | (10)               |             |      |       |       |                          |           |
| <b>1500 Metres</b> |                    |             |      |       |       |                          |           |
| 3:26.00            | Hicham             | El Guerrouj | MAR  | 74    | 1     | Roma                     | 14 Jul 98 |
| 3:26.12            |                    | El Guerrouj |      |       | 1     | Bruxelles                | 24 Aug 01 |
| 3:26.34            | Bernard            | Lagat       | KEN  | 74    | 2     | Bruxelles                | 24 Aug 01 |
| 3:26.45            |                    | El Guerrouj |      |       | 1     | Zürich                   | 12 Aug 98 |
| 3:26.69            | Asbel              | Kiprop      | KEN  | 89    | 1     | Monaco                   | 17 Jul 15 |
| 3:26.89            |                    | El Guerrouj |      |       | 1     | Zürich                   | 16 Aug 02 |
| 3:26.96            |                    | El Guerrouj |      |       | 1     | Rieti                    | 8 Sep 02  |
| 3:27.21            |                    | El Guerrouj |      |       | 1     | Zürich                   | 11 Aug 00 |
| 3:27.34            |                    | El Guerrouj |      |       | 1     | Monaco                   | 19 Jul 02 |
| 3:27.37            | Noureddine         | Morceli     | ALG  | 70    | 1     | Nice                     | 12 Jul 95 |
|                    | (10/4)             |             |      |       |       |                          |           |
| 3:27.64            | Silas              | Kiplagat    | KEN  | 89    | 1     | Monaco                   | 18 Jul 14 |
| 3:28.12            | Noah               | Ngeny       | KEN  | 78    | 2     | Zürich                   | 11 Aug 00 |
| 3:28.75            | Taoufik            | Makhloufi   | ALG  | 88    | 2     | Monaco                   | 17 Jul 15 |
| 3:28.79            | Abdelaati          | Iguider     | MAR  | 87    | 3     | Monaco                   | 17 Jul 15 |
| 3:28.81            | Mohamed            | Farah       | GBR  | 83    | 2     | Monaco                   | 19 Jul 13 |
| 3:28.81            | Ronald             | Kwemoi      | KEN  | 95    | 3     | Monaco                   | 18 Jul 14 |
|                    | (10)               |             |      |       |       |                          |           |
| 3:28.95            | Fermín             | Cacho       | ESP  | 69    | 2     | Zürich                   | 13 Aug 97 |
| 3:28.98            | Mehdi              | Baala       | FRA  | 78    | 2     | Bruxelles                | 5 Sep 03  |
| 3:29.02            | Daniel Kipchirchir | Komen       | KEN  | 84    | 1     | Roma                     | 14 Jul 06 |
| 3:29.14            | Rashid             | Ramzi       | BRN  | 80    | 2     | Roma                     | 14 Jul 06 |
| 3:29.18            | Vénuste            | Niyongabo   | BUR  | 73    | 2     | Bruxelles                | 22 Aug 97 |
| 3:29.29            | William            | Chirchir    | KEN  | 79    | 3     | Bruxelles                | 24 Aug 01 |
| 3:29.46            | Saïd               | Aouita      | MAR  | 59    | 1     | Berlin                   | 23 Aug 85 |
| 3:29.46            | Daniel             | Komen       | KEN  | 76    | 1     | Monaco                   | 16 Aug 97 |
| 3:29.47            | Augustine          | Choge       | KEN  | 87    | 1     | Berlin                   | 14 Jun 09 |
| 3:29.50            | Caleb              | Ndiku       | KEN  | 92    | 3     | Monaco                   | 19 Jul 13 |
|                    | (20)               |             |      |       |       |                          |           |
| 3:29.51            | Ali                | Saïdi-Sief  | ALG  | 78    | 1     | Lausanne                 | 4 Jul 01  |
| 3:29.53            | Amine              | Laâlou      | MAR  | 82    | 2     | Monaco                   | 22 Jul 10 |
| 3:29.58            | Ayanleh            | Souleiman   | DJI  | 92    | 4     | Monaco                   | 18 Jul 14 |
| 3:29.66            | Nick               | Willis      | NZL  | 83    | 5     | Monaco                   | 17 Jul 15 |



| MARK               | NAME            | COUNTRY      | BORN | PLACE | VENUE | DATE                |           |
|--------------------|-----------------|--------------|------|-------|-------|---------------------|-----------|
| 3:29.67            | Steve           | Cram         | GBR  | 60    | 1     | Nice                | 16 Jul 85 |
| 3:29.67            | Elijah          | Manangoi     | KEN  | 93    | 6     | Monaco              | 17 Jul 15 |
| 3:29.77            | Sydney          | Maree        | USA  | 56    | 1     | Köln                | 25 Aug 85 |
| 3:29.77            | Sebastian       | Coe          | GBR  | 56    | 1     | Rieti               | 7 Sep 86  |
| 3:29.77            | Nixon           | Chepseba     | KEN  | 90    | 2     | Monaco              | 20 Jul 12 |
| 3:29.91            | Laban<br>(30)   | Rotich       | KEN  | 69    | 2     | Zürich              | 12 Aug 98 |
| 3:29.91            | Aman            | Wote         | ETH  | 84    | 6     | Monaco              | 14 Jul 14 |
| <b>One Mile</b>    |                 |              |      |       |       |                     |           |
| 3:43.13            | Hicham          | El Guerrouj  | MAR  | 74    | 1     | Roma                | 7 Jul 99  |
| 3:43.40            | Noah            | Ngeny        | KEN  | 78    | 2     | Roma                | 7 Jul 99  |
| 3:44.39            | Noureddine      | Morceli      | ALG  | 70    | 1     | Rieti               | 5 Sep 93  |
| 3:46.32            | Steve           | Cram         | GBR  | 60    | 1     | Bisl                | 27 Jul 85 |
| 3:46.38            | Daniel          | Komen        | KEN  | 76    | 2     | Berlin              | 26 Aug 97 |
| 3:46.70            | Vénuste         | Niyongabo    | BUR  | 73    | 3     | Berlin              | 26 Aug 97 |
| 3:46.76            | Saïd            | Aouita       | MAR  | 59    | 1     | Helsinki            | 2 Jul 87  |
| 3:46.91            | Alan            | Webb         | USA  | 83    | 1     | Brasschaat          | 21 Jul 07 |
| 3:47.28            | Bernard         | Lagat        | KEN  | 74    | 2     | Roma                | 29 Jun 01 |
| 3:47.32            | Ayanleh<br>(10) | Souleiman    | DJI  | 92    | 1     | Eugene              | 31 May 14 |
| <b>2000 Metres</b> |                 |              |      |       |       |                     |           |
| 4:44.79            | Hicham          | El Guerrouj  | MAR  | 74    | 1     | Berlin              | 7 Sep 99  |
| 4:46.88            | Ali             | Saïdi-Sief   | ALG  | 78    | 1     | Strasbourg          | 19 Jun 01 |
| 4:47.88            | Noureddine      | Morceli      | ALG  | 70    | 1     | Paris               | 3 Jul 95  |
| 4:48.69            | Vénuste         | Niyongabo    | BUR  | 73    | 1     | Nice                | 12 Jul 95 |
| 4:48.74            | John            | Kibowen      | KEN  | 69    | 1     | Hechtel             | 1 Aug 98  |
| 4:50.08            | Noah            | Ngeny        | KEN  | 78    | 1     | Stockholm           | 30 Jul 99 |
| 4:50.76            | Craig           | Mottram      | AUS  | 80    | 1     | Melbourne (OP)      | 9 Mar 06  |
| 4:50.81            | Saïd            | Aouita       | MAR  | 59    | 1     | Paris               | 16 Jul 87 |
| 4:51.30            | Daniel          | Komen        | KEN  | 76    | 1     | Milano              | 5 Jun 98  |
| 4:51.39            | Steve<br>(10)   | Cram         | GBR  | 60    | 1     | Budapest            | 4 Aug 85  |
| <i>Indoors</i>     |                 |              |      |       |       |                     |           |
| 4:49.99            | Kenenisa        | Bekele       | ETH  | 82    | 1     | Birmingham          | 17 Feb 07 |
| <b>3000 Metres</b> |                 |              |      |       |       |                     |           |
| 7:20.67            | Daniel          | Komen        | KEN  | 76    | 1     | Rieti               | 1 Sep 96  |
| 7:23.09            | Hicham          | El Guerrouj  | MAR  | 74    | 1     | Bruxelles           | 3 Sep 99  |
| 7:25.02            | Ali             | Saïdi-Sief   | ALG  | 78    | 1     | Monaco              | 18 Aug 00 |
| 7:25.09            | Haile           | Gebrselassie | ETH  | 73    | 1     | Bruxelles           | 28 Aug 98 |
| 7:25.11            | Noureddine      | Morceli      | ALG  | 70    | 1     | Monaco              | 2 Aug 94  |
| 7:25.79            | Kenenisa        | Bekele       | ETH  | 82    | 1     | Stockholm           | 7 Aug 07  |
| 7:26.62            | Mohammed        | Mourhit      | BEL  | 70    | 2     | Monaco              | 18 Aug 00 |
| 7:27.18            | Moses           | Kiptanui     | KEN  | 70    | 1     | Monaco              | 25 Jul 95 |
| 7:27.26            | Yenew           | Alamirew     | ETH  | 90    | 1     | Doha                | 6 May 11  |
| 7:27.55            | Edwin<br>(10)   | Soi          | KEN  | 86    | 2     | Doha                | 6 May 11  |
| <b>5000 Metres</b> |                 |              |      |       |       |                     |           |
| 12:37.35           | Kenenisa        | Bekele       | ETH  | 82    | 1     | Hengelo             | 31 May 04 |
| 12:39.36           | Haile           | Gebrselassie | ETH  | 73    | 1     | Helsinki            | 13 Jun 98 |
| 12:39.74           | Daniel          | Komen        | KEN  | 76    | 1     | Bruxelles           | 22 Aug 97 |
| 12:40.18           |                 | K Bekele     |      |       | 1     | Paris (Saint-Denis) | 1 Jul 05  |
| 12:41.86           |                 | Gebrselassie |      |       | 1     | Zürich              | 13 Aug 97 |
| 12:44.39           |                 | Gebrselassie |      |       | 1     | Zürich              | 16 Aug 95 |
| 12:44.90           |                 | Komen        |      |       | 2     | Zürich              | 13 Aug 97 |
| 12:45.09           |                 | Komen        |      |       | 1     | Zürich              | 14 Aug 96 |
| 12:46.53           | Eliud           | Kipchoge     | KEN  | 84    | 1     | Roma                | 2 Jul 04  |
| 12:46.81           | Dejen<br>(10/5) | Gebremeskel  | ETH  | 89    | 1     | Paris (Saint-Denis) | 6 Jul 12  |
| 12:47.04           | Sileshi         | Sihine       | ETH  | 83    | 2     | Roma                | 2 Jul 04  |
| 12:47.53           | Hagos           | Gebrhiwet    | ETH  | 94    | 2     | Paris (Saint-Denis) | 6 Jul 12  |
| 12:48.64           | Isiah           | Koech        | KEN  | 93    | 3     | Paris (Saint-Denis) | 6 Jul 12  |
| 12:48.66           | Isaac           | Songok       | KEN  | 84    | 2     | Zürich              | 18 Aug 06 |

| MARK                 | NAME  | COUNTRY             | BORN | PLACE | VENUE               | DATE      |
|----------------------|---|---------------------|------|-------|---------------------|-----------|
| 12:48.77             | Yenew<br>(10)                                     | Alamirew<br>ETH     | 90   | 4     | Paris (Saint-Denis) | 6 Jul 12  |
| 12:48.81             | Stephen<br>(later Saif Saaeed Shaheen QAT)        | Cherono<br>KEN      | 82   | 1     | Ostrava             | 12 Jun 03 |
| 12:49.04             | Thomas  | Longosiwa<br>KEN    | 82   | 5     | Paris (Saint-Denis) | 6 Jul 12  |
| 12:49.28             | Brahim  | Lahlafi<br>MAR      | 68   | 1     | Bruxelles           | 25 Aug 00 |
| 12:49.50             | John  | Kipkoech<br>KEN     | 91   | 6     | Paris (Saint-Denis) | 6 Jul 12  |
| 12:49.71             | Mohammed  | Mourhit<br>BEL      | 70   | 2     | Bruxelles           | 25 Aug 00 |
| 12:49.87             | Paul  | Tergat<br>KEN       | 69   | 3     | Zürich              | 13 Aug 97 |
| 12:50.24             | Hicham  | El Guerrouj<br>MAR  | 74   | 2     | Ostrava             | 12 Jun 03 |
| 12:50.25             | Abderrahim  | Goumri<br>MAR       | 76   | 2     | Bruxelles           | 26 Aug 05 |
| 12:50.55             | Moses   | Masai<br>KEN        | 86   | 1     | Berlin              | 1 Jun 08  |
| 12:50.72             | Moses<br>(20)                                     | Kipsiro<br>UGA      | 86   | 3     | Bruxelles           | 14 Sep 07 |
| 12:50.80             | Salah   | Hissou<br>MAR       | 72   | 1     | Roma                | 5 Jun 96  |
| 12:50.86             | Ali   | Saïdi-Sief<br>ALG   | 78   | 1     | Roma                | 30 Jun 00 |
| 12:51.00             | Joseph  | Ebuya<br>KEN        | 87   | 4     | Bruxelles           | 14 Sep 07 |
| 12:51.34             | Edwin   | Soi<br>KEN          | 86   | 1     | Monaco              | 19 Jul 13 |
| 12:51.45             | Vincent   | Chepkok<br>KEN      | 88   | 2     | Doha                | 14 May 10 |
| 12:51.96             | Albert  | Rop<br>BRN          | 92   | 2     | Monaco              | 19 Jul 13 |
| 12:52.33             | Sammy   | Kipketer<br>KEN     | 81   | 2     | Oslo                | 27 Jun 03 |
| 12:52.45             | Tariku  | Bekele<br>ETH       | 87   | 2     | Berlin              | 1 Jun 08  |
| 12:52.80             | Gebre-egziabher                                   | Gebremariam<br>ETH  | 84   | 3     | Roma                | 8 Jul 05  |
| 12:52.99             | Abraham<br>(30)                                   | Chebii<br>KEN       | 79   | 4     | Oslo                | 27 Jun 03 |
| <b>10,000 Metres</b> |   |                     |      |       |                     |           |
| 26:17.53             | Kenenisa  | Bekele<br>ETH       | 82   | 1     | Bruxelles           | 26 Aug 05 |
| 26:20.31             |   | K Bekele            |      | 1     | Ostrava             | 8 Jun 04  |
| 26:22.75             | Haile   | Gebrselassie<br>ETH | 73   | 1     | Hengelo             | 1 Jun 98  |
| 26:25.97             |   | K Bekele            |      | 1     | Eugene              | 8 Jun 08  |
| 26:27.85             | Paul  | Tergat<br>KEN       | 69   | 1     | Bruxelles           | 22 Aug 97 |
| 26:28.72             |   | K Bekele            |      | 1     | Hengelo             | 29 May 05 |
| 26:29.22             |   | Gebrselassie        |      | 1     | Bruxelles           | 5 Sep 03  |
| 26:30.03             | Nicholas  | Kemboi<br>KEN/QAT   | 83   | 2     | Bruxelles           | 5 Sep 03  |
| 26:30.74             | Abebe   | Dinkesa<br>ETH      | 84   | 2     | Hengelo             | 29 May 05 |
| 26:31.32             |   | Gebrselassie        |      | 1     | Oslo                | 4 Jul 97  |
|                      | (10/5)  |                     |      |       |                     |           |
| 26:35.63             | Micah   | Kogo<br>KEN         | 86   | 1     | Bruxelles           | 25 Aug 06 |
| 26:36.26             | Paul  | Koech<br>KEN        | 69   | 2     | Bruxelles           | 22 Aug 97 |
| 26:37.25             | Zersenay  | Tadese<br>ERI       | 82   | 2     | Bruxelles           | 25 Aug 06 |
| 26:38.08             | Salah   | Hissou<br>MAR       | 72   | 1     | Bruxelles           | 23 Aug 96 |
| 26:38.76             | Abdullah Ahmad<br>(Formerly Albert Chepkurui KEN) | Hassan<br>QAT       | 81   | 3     | Bruxelles           | 5 Sep 03  |
|                      | (10)  |                     |      |       |                     |           |
| 26:39.69             | Sileshi   | Sihine<br>ETH       | 83   | 1     | Hengelo             | 31 May 04 |
| 26:39.77             | Boniface  | Kiprop<br>UGA       | 85   | 2     | Bruxelles           | 26 Aug 05 |
| 26:41.75             | Samuel  | Wanjiru<br>KEN      | 86   | 3     | Bruxelles           | 26 Aug 05 |
| 26:43.98             | Lucas   | Rotich<br>KEN       | 90   | 2     | Bruxelles           | 16 Sep 11 |
| 26:44.36             | Galen   | Rupp<br>USA         | 86   | 1     | Eugene              | 30 May 14 |
| 26:46.57             | Mohamed   | Farah<br>GBR        | 83   | 1     | Eugene              | 3 Jun 11  |
| 26:48.35             | Imane   | Merga<br>ETH        | 88   | 2     | Eugene              | 3 Jun 11  |
| 26:48.99             | Josphat   | Bett<br>KEN         | 90   | 3     | Eugene              | 3 Jun 11  |
| 26:49.02             | Eliud   | Kipchoge<br>KEN     | 84   | 2     | Hengelo             | 26 May 07 |
| 26:49.20             | Moses<br>(20)                                     | Masai<br>KEN        | 86   | 2     | Bruxelles           | 14 Sep 07 |
| 26:49.38             | Sammy   | Kipketer<br>KEN     | 81   | 1     | Bruxelles           | 30 Aug 02 |
| 26:49.41             | Paul  | Tanui<br>KEN        | 90   | 2     | Eugene              | 30 May 14 |
| 26:49.55             | Moses   | Mosop<br>KEN        | 85   | 3     | Hengelo             | 27 May 07 |
| 26:49.90             | Assefa  | Mezegebu<br>ETH     | 78   | 2     | Bruxelles           | 30 Aug 02 |
| 26:50.20             | Richard   | Limo<br>KEN         | 80   | 3     | Bruxelles           | 30 Aug 02 |
| 26:51.02             | Dejen   | Gebremeskel<br>ETH  | 89   | 1     | Sollentuna          | 27 Jun 13 |
| 26:51.11             | Yigrem  | Demelash<br>ETH     | 94   | 1     | Hengelo             | 29 Jun 16 |
| 26:51.16             | Emmanuel  | Bett<br>KEN         | 83   | 1     | Bruxelles           | 7 Sep 12  |
| 26:51.49             | Charles   | Kamathi<br>KEN      | 78   | 1     | Bruxelles           | 3 Sep 99  |
| 26:51.68             | Vincent<br>(30)                                   | Chepkok<br>KEN      | 88   | 2     | Bruxelles           | 7 Sep 12  |

| MARK   | NAME             | COUNTRY        | BORN | PLACE | VENUE | DATE            |           |
|--|------------------|----------------|------|-------|-------|-----------------|-----------|
| <b>10 Kilometres (road)</b>  |                  |                |      |       |       |                 |           |
| <i>dh = Downhill course and finish not within 30% of start (therefore illegal according to IAAF rule 260.21c)</i>                          |                  |                |      |       |       |                 |           |
| 26:44  | Leonard          | Komon          | KEN  | 88    | 1     | Utrecht         | 26 Sep 10 |
| 27:01  | Micah            | Kogo           | KEN  | 86    | 1     | Brunssum        | 29 Mar 09 |
| 27:02  | Haile            | Gebrselassie   | ETH  | 73    | 1     | Doha            | 11 Dec 02 |
| 27:04  | dh Joseph        | Kimani         | KEN  | 72    | 1     | Atlanta         | 4 Jul 96  |
| 27:04  | Josphat          | Menjo          | KEN  | 79    | 1     | Barcelona       | 18 Apr 10 |
| 27:09  | Peter            | Kamais         | KEN  | 76    | 1     | Tilburg         | 6 Sep 09  |
| 27:11  | Sammy            | Kipketer       | KEN  | 81    | 1     | New Orleans     | 30 Mar 02 |
| 27:11  | Sammy            | Kitwara        | KEN  | 86    | 2     | Utrecht         | 26 Sep 10 |
| 27:15+   | James            | Mwangi Wangari | KEN  | 94    | 1     | København       | 18 Sep 16 |
| 27:18  | Bernard          | Kimeli         | KEN  | 95    | 1     | Paderborn       | 15 Apr 17 |
|  | (10)             |                |      |       |       |                 |           |
| <b>15 Kilometres (road)</b>  |                  |                |      |       |       |                 |           |
| 41:13  | Leonard          | Komon          | KEN  | 88    | 1     | Nijmegen        | 21 Nov 10 |
| 41:22+   | Haile            | Gebrselassie   | ETH  | 73    | 1     | Tilburg         | 4 Sep 05  |
| 41:29  | Felix            | Limo           | KEN  | 80    | 1     | Nijmegen        | 11 Nov 01 |
| 41:29+   | Samuel           | Wanjiru        | KEN  | 86    | 1     | Ra's Al Khaimah | 9 Feb 07  |
| 41:29+   | Deriba           | Merga          | ETH  | 82    | 1     | Ra's Al Khaimah | 20 Feb 09 |
| 41:30+   | Patrick          | Makau          | KEN  | 85    | 2     | Ra's Al Khaimah | 20 Feb 09 |
| 41:31+   | Samuel           | Tsegay         | ERI  | 88    | 2     | Zaandam         | 18 Sep 11 |
| 41:32+   | James            | Mwangi Wangari | KEN  | 94    | 1     | København       | 18 Sep 16 |
| 41:33+   | Zersenay         | Tadese         | ERI  | 82    | 1     | Lisboa          | 21 Mar 10 |
| 41:34+   | Evans            | Cheruiyot      | KEN  | 82    | 1=    | Udine           | 14 Oct 07 |
|  | (10)             |                |      |       |       |                 |           |
| <b>20,000m One Hour (track)</b>  |                  |                |      |       |       |                 |           |
| 56:25.98+  | 21,285m Haile    | Gebrselassie   | ETH  | 73    | 1     | Ostrava         | 27 Jun 07 |
| 56:55.6+   | 21,101m Arturo   | Barrios        | MEX  | 63    | 1     | La Flèche       | 30 Mar 91 |
| 57:24.19+  | 20,944m Jos      | Hermens        | NED  | 50    | 1     | Papendal        | 1 May 76  |
| 57:18.4+   | 20,943m Dionísio | Castro         | POR  | 63    | 1     | La Flèche       | 31 Mar 90 |
| 57:28.7+   | 20,855m Carl     | Thackery       | GBR  | 62    | 2     | La Flèche       | 31 Mar 90 |
|  | 20,797m Kenneth  | Kimutai        | KEN  | 81    | 2     | Hengelo         | 1 Jun 09  |
| 57:44.4+   | 20,784m Gaston   | Roelants       | BEL  | 37    | 1     | Bruxelles       | 20 Sep 72 |
|  | 20,765m Wilson   | Kiprop         | KEN  | 87    | 3     | Hengelo         | 1 Jun 09  |
| 57:48.7  | Toshihiko        | Seko           | JPN  | 56    | 1     | Odawara         | 11 May 85 |
| 58:01.8  | Yutaka           | Kanai          | JPN  | 59    | 2     | Odawara         | 11 May 85 |
| 58:02.0+   | Moses            | Mosop          | KEN  | 85    | 1     | Eugene          | 3 May 11  |
| 58:05.3+   | 20,639m Sammy    | Nyangincha     | KEN  | 62    | 2     | La Flèche       | 30 Mar 91 |
| 58:10.8+   | 20,620m Godfrey  | Kiprotich      | KEN  | 64    | 3     | La Flèche       | 30 Mar 91 |
| <b>20 Kilometres (road)</b>  |                  |                |      |       |       |                 |           |
| 55:21+   | Zersenay         | Tadese         | ERI  | 82    | 1     | Lisboa          | 21 Mar 10 |
| 55:31+   | Samuel           | Wanjiru        | KEN  | 86    | 1     | Den Haag        | 17 Mar 07 |
| 55:44+   | Mathew           | Kisorio        | KEN  | 89    | 1     | Philadelphia    | 18 Sep 11 |
| 55:48+   | Haile            | Gebrselassie   | ETH  | 73    | 1     | Tempe           | 15 Jan 06 |
| 55:50+   | Abreham          | Cheroben       | KEN  | 92    | 1     | Valencia        | 19 Oct 14 |
| 55:52+   | Arsedu           | Tsegay         | ETH  | 91    | 1     | Praha           | 31 Mar 12 |
| 55:53+   | Patrick          | Makau          | KEN  | 85    | 1     | Berlin          | 1 Apr 07  |
| 55:58+   | Stephen          | Kibet          | KEN  | 86    | 1     | Den Haag        | 11 Mar 12 |
| 55:58+   | Jonathan         | Maiyo          | KEN  | 88    | 2     | Den Haag        | 11 Mar 12 |
| 55:58+   | Kenneth          | Kipkemoi       | KEN  | 84    | 2     | Valencia        | 19 Oct 14 |
|  | (10)             |                |      |       |       |                 |           |
| <b>Half Marathon</b>   |                  |                |      |       |       |                 |           |
| <i>Slightly downhill courses included (dh): Newcastle-South Shields 30.5m, Tokyo 33m (to 1998), Lisboa 69m. Point-to-point (ptp) Ostia</i> |                  |                |      |       |       |                 |           |
| 58:23  | Zersenay         | Tadese         | ERI  | 82    | 1     | Lisboa          | 21 Mar 10 |
| 58:30  |                  | Tadese         |      |       | 1     | Lisboa          | 20 Mar 11 |
| 58:33  | Samuel           | Wanjiru        | KEN  | 86    | 1     | Den Haag        | 17 Mar 07 |
| 58:44  | ptp Solomon      | Yego           | KEN  | 87    | 1     | Roma-Ostia      | 13 Mar 16 |
| 58:46  | dh Mathew        | Kisorio        | KEN  | 89    | 1     | Philadelphia    | 18 Sep 11 |
| 58:47  | Atsedu           | Tsegay         | ETH  | 91    | 1     | Praha           | 31 Mar 12 |
| 58:48  | Sammy            | Kitwara        | KEN  | 86    | 2     | Philadelphia    | 18 Sep 11 |

| MARK  | NAME          | COUNTRY        | BORN | PLACE | VENUE | DATE                    |           |
|---|---------------|----------------|------|-------|-------|-------------------------|-----------|
| 58:48   | Abreham       | Cheroben       | KEN  | 92    | 1     | Valencia                | 19 Oct 14 |
| 58:52   | Patrick       | Makau          | KEN  | 85    | 1     | Ra's Al Khaimah         | 20 Feb 09 |
| 58:53   |               | Wanjiru        |      |       | 1     | Ra's Al Khaimah         | 9 Feb 07  |
|   | (10/8)        |                |      |       |       |                         |           |
| 58:54   | Stephen       | Kibet          | KEN  | 86    | 1     | Den Haag                | 11 Mar 12 |
| 58:54   | Geoffrey      | Kamworor       | KEN  | 92    | 1     | Ra's Al Khaimah         | 15 Feb 13 |
|   | (10)          |                |      |       |       |                         |           |
| 58:55   | Haile         | Gebrselassie   | ETH  | 73    | 1     | Tempe                   | 15 Jan 06 |
| 58:56   | dh Martin     | Mathathi       | KEN  | 85    | 1     | South Shields           | 18 Sep 11 |
| 58:56   | Stanley       | Biwott         | KEN  | 86    | 2     | Ra's Al Khaimah         | 15 Feb 13 |
| 58:58   | Geoffrey      | Mutai          | KEN  | 81    | 3     | Ra's Al Khaimah         | 15 Feb 13 |
| 58:59   | Wilson        | Kipsang        | KEN  | 77    | 2     | Ra's Al Khaimah         | 20 Feb 09 |
| 59:01   | Kenneth       | Kipkemoi       | KEN  | 84    | 2     | Valencia                | 19 Oct 14 |
| 59:02   | Jonathan      | Maiyo          | KEN  | 88    | 2     | Den Haag                | 11 Mar 12 |
| 59:05   | Evans         | Cheruiyot      | KEN  | 82    | 3     | Udine                   | 14 Oct 07 |
| 59:05   | Ezekiel       | Chebie         | KEN  | 91    | 1     | Lille                   | 1 Sep 12  |
| 59:06   | dh Paul       | Tergat         | KEN  | 69    | 1     | Lisboa                  | 26 Mar 00 |
|   | (20)          |                |      |       |       |                         |           |
| 59:06   | Guye          | Adola          | ETH  | 90    | 1     | New Delhi               | 23 Nov 14 |
| 59:07   | Paul          | Kosgei         | KEN  | 78    | 1     | Berlin                  | 2 Apr 06  |
| 59:07   | dh Micah      | Kogo           | KEN  | 86    | 2     | South Shields           | 16 Sep 12 |
| 59:07   | James         | Mwangi Wangari | KEN  | 94    | 1     | København               | 18 Sep 16 |
| 59:09   | James Kipsang | Kwambai        | KEN  | 83    | 3     | Rotterdam               | 13 Sep 09 |
| 59:10   | Bernard       | Kipyego        | KEN  | 86    | 4     | Rotterdam               | 13 Sep 09 |
| 59:10   | Bernard       | Koech          | KEN  | 88    | 2     | Lille                   | 1 Sep 12  |
| 59:10   | Bedan         | Karoki         | KEN  | 90    | 1     | Ra's Al Khaimah         | 10 Feb 17 |
| 59:11   | Mosinet       | Geremew        | ETH  | 92    | 3     | New Delhi               | 23 Nov 14 |
| 59:12   | Cyprian       | Kotut          | KEN  | 92    | 4     | New Delhi               | 23 Nov 14 |
|   | (30)          |                |      |       |       |                         |           |
| <i>Significantly downhill courses</i>                                   |               |                |      |       |       |                         |           |
| 58:41   | Bernard       | Koech          | KEN  | 88    | 1     | San Diego               | 2 Jun 13  |
| 58:44   | Eliud         | Kurgat         | KEN  | 73    | 1     | Innsbruck               | 26 Oct 03 |
| <b>25,000 Metres</b> (track)  |               |                |      |       |       |                         |           |
| 1:12:25.4+  | Moses         | Mosop          | KEN  | 85    | 1     | Eugene                  | 3 Jun 11  |
| 1:13:52.8+  | Abel          | Kirui          | KEN  | 82    | 2     | Eugene                  | 3 Jun 11  |
| 1:13:55.8+  | Toshihiko     | Seko           | JPN  | 56    | 1     | Christchurch            | 22 Mar 81 |
| 1:13:57.6   | Stéphane      | Franke         | GER  | 64    | 1     | Walnut                  | 30 Mar 99 |
| 1:14:11.8   | Bill          | Rodgers        | USA  | 47    | 1     | Saratoga                | 21 Feb 79 |
| <b>25 Kilometres</b> (road)   |               |                |      |       |       |                         |           |
| 1:11:18   | Dennis        | Kimetto        | KEN  | 84    | 1     | Berlin                  | 6 May 12  |
| 1:11:29   | Wilfred       | Gigen          | KEN  | 76    | 2     | Berlin                  | 6 May 12  |
| 1:11:37   | Haile         | Gebrselassie   | ETH  | 73    | 1     | Alphen aan der Rijn     | 12 Mar 07 |
| 1:11:47   | Abreham       | Cheroben       | KEN  | 92    | 1     | Berlin                  | 4 May 14  |
| 1:11:50   | Samuel        | Kosgei         | KEN  | 86    | 1     | Berlin                  | 9 May 10  |
| 1:11:56   | Gilbert       | Kirwa          | KEN  | 85    | 2     | Berlin                  | 9 May 10  |
| 1:11:59   | Jacob         | Kendagor       | KEN  | 84    | 3     | Berlin                  | 6 May 12  |
| 1:12:13   | Mathew        | Kisorio        | KEN  | 89    | 1     | Berlin                  | 8 May 11  |
| 1:12:32   | Kenneth       | Kipkemoi       | KEN  | 84    | 2     | Berlin                  | 4 May 14  |
| 1:12:39   | Edwin         | Kiptoo         | KEN  | 87    | 4     | Berlin                  | 6 May 12  |
|   | (10)          |                |      |       |       |                         |           |
| 1:12:39+  | dh Eliud      | Kipchoge       | KEN  | 84    | 1     | London                  | 24 Apr 16 |
| <i>Time trial with shifts of pacemakers and mobile drink deliveries</i> |               |                |      |       |       |                         |           |
| 1:11:03+  | Eliud         | Kipchoge       | KEN  | 84    | 1     | Monza                   | 6 May 17  |
| <b>30,000 Metres</b> (track)  |               |                |      |       |       |                         |           |
| 1:26:47.4   | Moses         | Mosop          | KEN  | 85    | 1     | Eugene                  | 3 Jun 11  |
| 1:29:18.78  | Toshihiko     | Seko           | JPN  | 56    | 1     | Christchurch            | 22 Mar 81 |
| 1:29:57.3   | Masanari      | Shintaku       | JPN  | 57    | 2     | Christchurch            | 22 Mar 81 |
| 1:30:00.1   | Abel          | Kirui          | KEN  | 82    | 2     | Eugene                  | 3 Jun 11  |
| 1:31:30.4   | Jim           | Alder          | GBR  | 40    | 1     | London (Crystal Palace) | 5 Sep 70  |



| MARK                        | NAME        |          | COUNTRY | BORN | PLACE | VENUE  | DATE      |
|-----------------------------|-------------|----------|---------|------|-------|--------|-----------|
| <b>30 Kilometres (road)</b> |             |          |         |      |       |        |           |
| 1:27:13+                    | Eliud       | Kipchoge | KEN     | 84   | 1     | London | 24 Apr 16 |
| 1:27:13+                    | Stanley     | Biwott   | KEN     | 86   | 2     | London | 24 Apr 16 |
| 1:27:20+                    | Sisay       | Lemma    | ETH     | 90   | 1=    | Dubai  | 22 Jan 16 |
| 1:27:20+                    | Edwin Kibet | Koech    | KEN     | 87   | 1=    | Dubai  | 22 Jan 16 |
| 1:27:20+                    | Amos        | Kipruto  | KEN     | 92   | 1=    | Dubai  | 22 Jan 16 |
| 1:27:21+                    | Lemi        | Berhanu  | ETH     | 94   | 4=    | Dubai  | 22 Jan 16 |
| 1:27:21+                    | Mule        | Wasihun  | ETH     | 93   | 4=    | Dubai  | 22 Jan 16 |
| 1:27:21+                    | Tsegaye     | Mekonnen | ETH     | 95   | 4=    | Dubai  | 22 Jan 16 |
| 1:27:25+                    | Tesfaye     | Abera    | ETH     | 92   | 5     | Dubai  | 22 Jan 16 |
| 1:27:25+                    | Kenenisa    | Bekele   | ETH     | 82   | 3     | London | 24 Apr 16 |

(10)

*Time trial with shifts of pacemakers and mobile drink deliveries*

|          |       |          |     |    |   |       |          |
|----------|-------|----------|-----|----|---|-------|----------|
| 1:25:20+ | Eliud | Kipchoge | KEN | 84 | 1 | Monza | 6 May 17 |
|----------|-------|----------|-----|----|---|-------|----------|

**Marathon**

|         |          |               |     |    |   |           |           |
|---------|----------|---------------|-----|----|---|-----------|-----------|
| 2:02:57 | Dennis   | Kimetto       | KEN | 84 | 1 | Berlin    | 28 Sep 14 |
| 2:03:03 | Kenenisa | Bekele        | ETH | 82 | 1 | Berlin    | 25 Sep 16 |
| 2:03:05 | Eliud    | Kipchoge      | KEN | 84 | 1 | London    | 24 Apr 16 |
| 2:03:13 | Emmanuel | Mutai         | KEN | 78 | 2 | Berlin    | 28 Sep 14 |
| 2:03:13 | Wilson   | Kipsang       | KEN | 82 | 2 | Berlin    | 25 Sep 16 |
| 2:03:23 |          | Kipsang       |     |    | 1 | Berlin    | 23 Sep 13 |
| 2:03:38 | Patrick  | Makau         | KEN | 85 | 1 | Berlin    | 25 Sep 11 |
| 2:03:42 |          | Kipsang       |     |    | 1 | Frankfurt | 30 Oct 11 |
| 2:03:45 |          | Kimetto       |     |    | 1 | Chicago   | 13 Oct 13 |
| 2:03:51 | Stanley  | Biwott        | KEN | 86 | 2 | London    | 24 Apr 16 |
|         | (10/7)   |               |     |    |   |           |           |
| 2:03:59 | Haile    | Gebrselassie  | ETH | 73 | 1 | Berlin    | 28 Sep 08 |
| 2:04:11 | Tamirat  | Tola          | ETH | 91 | 1 | Dubai     | 20 Jan 17 |
| 2:04:15 | Geoffrey | Mutai         | KEN | 81 | 1 | Berlin    | 30 Sep 12 |
|         | (10)     |               |     |    |   |           |           |
| 2:04:23 | Ayele    | Abshero       | ETH | 90 | 1 | Dubai     | 27 Jan 12 |
| 2:04:24 | Tesfaye  | Abera         | ETH | 92 | 1 | Dubai     | 22 Jan 16 |
| 2:04:27 | Duncan   | Kibet         | KEN | 78 | 1 | Rotterdam | 5 Apr 09  |
| 2:04:27 | James    | Kwambai       | KEN | 83 | 2 | Rotterdam | 5 Apr 09  |
| 2:04:28 | Sammy    | Kitwara       | KEN | 86 | 2 | Chicago   | 12 Oct 14 |
| 2:04:32 | Tsegaye  | Mekonnen      | ETH | 95 | 1 | Dubai     | 24 Jan 14 |
| 2:04:32 | Dickson  | Chumba        | KEN | 86 | 3 | Chicago   | 12 Oct 14 |
| 2:04:33 | Lemi     | Berhanu       | ETH | 94 | 2 | Dubai     | 22 Jan 16 |
| 2:04:38 | Tsegaye  | Kebede        | ETH | 87 | 1 | Chicago   | 7 Oct 12  |
| 2:04:45 | Lelisa   | Desisa        | ETH | 90 | 1 | Dubai     | 25 Jan 13 |
|         | (20)     |               |     |    |   |           |           |
| 2:04:48 | Yemane   | Tsegay Adhane | ETH | 85 | 1 | Rotterdam | 15 Apr 12 |
| 2:04:48 | Berhanu  | Shiferaw      | ETH | 93 | 2 | Dubai     | 25 Jan 13 |
| 2:04:49 | Tadesse  | Tola          | ETH | 87 | 3 | Dubai     | 25 Jan 13 |
| 2:04:50 | Dino     | Sefir         | ETH | 88 | 2 | Dubai     | 27 Jan 12 |
| 2:04:50 | Getu     | Feleke        | ETH | 86 | 2 | Rotterdam | 15 Apr 12 |
| 2:04:52 | Feyisa   | Lilesa        | ETH | 90 | 2 | Chicago   | 7 Oct 12  |
| 2:04:52 | Endeshaw | Negesse       | ETH | 88 | 4 | Dubai     | 25 Jan 13 |
| 2:04:53 | Bernard  | Koech         | KEN | 91 | 5 | Dubai     | 25 Jan 13 |
| 2:04:54 | Markos   | Geneti        | ETH | 84 | 3 | Dubai     | 27 Jan 12 |
| 2:04:55 | Paul     | Tergat        | KEN | 69 | 1 | Berlin    | 28 Sep 03 |
|         | (30)     |               |     |    |   |           |           |

*Downhill course and finish not within 30% of start (therefore illegal according to IAAF rule 260.21c)*

|         |                 |             |     |    |   |        |           |
|---------|-----------------|-------------|-----|----|---|--------|-----------|
| 2:03:02 | Geoffrey        | Mutai       | KEN | 81 | 1 | Boston | 18 Apr 11 |
| 2:03:06 | Moses           | Mosop       | KEN | 85 | 2 | Boston | 18 Apr 11 |
| 2:04:53 | Gebre-egziabher | Gebremariam | ETH | 84 | 3 | Boston | 18 Apr 11 |

*Time trial with shifts of pacemakers and mobile drink deliveries*

|         |       |          |     |    |   |       |          |
|---------|-------|----------|-----|----|---|-------|----------|
| 2:00:25 | Eliud | Kipchoge | KEN | 84 | 1 | Monza | 6 May 17 |
|---------|-------|----------|-----|----|---|-------|----------|

**100 Kilometres (road unless stated)**

|               |           |         |     |    |   |                         |           |
|---------------|-----------|---------|-----|----|---|-------------------------|-----------|
| 6:10:20 track | Don       | Ritchie | GBR | 44 | 1 | London (Crystal Palace) | 28 Oct 78 |
| 6:13:33       | Takahiro  | Sunada  | JPN | 73 | 1 | Yubetsu                 | 21 Jun 98 |
| 6:16:41       | Jean-Paul | Praet   | BEL | 55 | 1 | Winschoten              | 12 Sep 92 |

| MARK                            |     | NAME                           | COUNTRY | BORN | PLACE | VENUE               | DATE      |
|---------------------------------|-----|--------------------------------|---------|------|-------|---------------------|-----------|
| 6:18:09                         |     | Valmir Nunes                   | BRA     | 64   | 1     | Winschoten          | 16 Sep 95 |
| 6:18:22                         |     | Hideaki Yamauchi               | JPN     | 85   | 1     | Los Alcázares       | 27 Nov 16 |
| 6:18:24                         |     | Mario Ardemagni                | ITA     | 63   | 1     | Winschoten          | 11 Sep 04 |
| 6:18:26                         |     | Vasiliy Larkin                 | RUS     | 91   | 1     | Sankt-Peterburg     | 7 Sep 13  |
| 6:19:20                         |     | Stephen Way                    | GBR     | 74   | 1     | Gravesend           | 6 May 14  |
| 6:20:44                         |     | Aleksey Volgin                 | RUS     | 68   | 2     | Winschoten          | 16 Sep 95 |
| 6:20:59                         |     | Aleksandr Masarygin            | RUS     | 60   | 1     | Rognonas            | 31 Jan 93 |
|                                 |     | (10)                           |         |      |       |                     |           |
| <i>Doping disqualified</i>      |     |                                |         |      |       |                     |           |
| 6:15:30                         |     | Jean-Paul Praet                | BEL     | 55   | (1)   | Torhout             | 24 Jun 89 |
| <b>3000 Metres Steeplechase</b> |     |                                |         |      |       |                     |           |
| 7:53.63                         |     | Saif Saaeed Shaheen            | QAT     | 82   | 1     | Bruxelles           | 3 Sep 04  |
|                                 |     | (Formerly Stephen Cherono KEN) |         |      |       |                     |           |
| 7:53.64                         |     | Brimin Kipruto                 | KEN     | 85   | 1     | Monaco              | 22 Jul 11 |
| 7:54.31                         |     | Paul Kipsiele Koech            | KEN     | 81   | 1     | Roma                | 31 May 12 |
| 7:55.28                         |     | Brahim Boulami                 | MAR     | 72   | 1     | Bruxelles           | 24 Aug 01 |
| 7:55.51                         |     | Shaheen                        |         |      |       | Bruxelles           | 26 Aug 05 |
| 7:55.72                         |     | Bernard Barmasai               | KEN     | 74   | 1     | Köln                | 24 Aug 97 |
| 7:55.76                         |     | Ezekiel Kemboi                 | KEN     | 82   | 2     | Monaco              | 22 Jul 11 |
| 7:56.16                         |     | Moses Kiptanui                 | KEN     | 70   | 2     | Köln                | 24 Aug 97 |
| 7:56.32                         |     | Shaheen                        |         |      | 1     | Athína              | 3 Jul 06  |
| 7:56.34                         |     | Shaheen                        |         |      | 1     | Roma                | 8 Jul 05  |
|                                 |     | (10/7)                         |         |      |       |                     |           |
| 7:56.81                         |     | Richard Mateelong              | KEN     | 83   | 2     | Doha                | 11 May 12 |
| 7:57.29                         |     | Reuben Kosgei                  | KEN     | 79   | 2     | Bruxelles           | 24 Aug 01 |
| 7:58.41                         |     | Jairus Birech                  | KEN     | 92   | 1     | Bruxelles           | 5 Sep 14  |
|                                 |     | (10)                           |         |      |       |                     |           |
| 7:59.08                         |     | Wilson Boit Kipketer           | KEN     | 73   | 1     | Zürich              | 13 Aug 97 |
| 8:00.09                         |     | Mahiedine Mekhissi-Benabbad    | FRA     | 85   | 2     | Paris (Saint-Denis) | 6 Jul 13  |
| 8:00.12                         |     | Consensus Kipruto              | KEN     | 94   | 1     | Birmingham          | 5 Jun 16  |
| 8:00.45                         |     | Evan Jager                     | USA     | 89   | 2     | Paris (Saint-Denis) | 4 Jul 15  |
| 8:01.18                         |     | Bouabdellah Tahri              | FRA     | 78   | 3     | Berlin              | 18 Aug 09 |
| 8:01.67                         |     | Abel Mutai                     | KEN     | 88   | 2     | Roma                | 31 May 12 |
| 8:01.69                         |     | Kipkirui Misoi                 | KEN     | 78   | 4     | Bruxelles           | 24 Aug 01 |
| 8:03.41                         |     | Patrick Sang                   | KEN     | 64   | 3     | Köln                | 24 Aug 97 |
| 8:03.57                         |     | Ali Ezzine                     | MAR     | 78   | 1     | Paris (Saint-Denis) | 23 Jun 00 |
| 8:03.57                         |     | Hilary Yego                    | KEN     | 92   | 3     | Shanghai            | 18 May 13 |
|                                 |     | (20)                           |         |      |       |                     |           |
| 8:03.74                         |     | Raymond Yator                  | KEN     | 81   | 3     | Monaco              | 18 Aug 00 |
| 8:03.81                         |     | Benjamin Kiplagat              | UGA     | 89   | 2     | Lausanne            | 8 Jul 10  |
| 8:03.89                         |     | John Kosgei                    | KEN     | 73   | 3     | Monaco              | 16 Aug 97 |
| 8:04.95                         |     | Simon Vroemen                  | NED     | 69   | 2     | Bruxelles           | 26 Aug 05 |
| 8:05.01                         |     | Eliud Barngetuny               | KEN     | 73   | 1     | Monaco              | 25 Jul 95 |
| 8:05.17                         |     | Soufiane El Bakkali            | MAR     | 96   | 2     | Roma                | 8 Jun 17  |
| 8:05.35                         |     | Peter Koech                    | KEN     | 58   | 1     | Stockholm           | 3 Jul 89  |
| 8:05.37                         |     | Philip Barkutwo                | KEN     | 66   | 2     | Rieti               | 6 Sep 92  |
| 8:05.4                          |     | Henry Rono                     | KEN     | 52   | 1     | Seattle             | 13 May 78 |
| 8:05.43                         |     | Christopher Kosgei             | KEN     | 74   | 2     | Zürich              | 11 Aug 99 |
|                                 |     | (30)                           |         |      |       |                     |           |
| <i>Doping-disqualified</i>      |     |                                |         |      |       |                     |           |
| 7:53.17                         |     | Brahim Boulami                 | MAR     | 72   | (1)   | Zürich              | 16 Aug 02 |
| <b>110 Metres Hurdles</b>       |     |                                |         |      |       |                     |           |
| 12.80                           | 0.3 | Aries Merritt                  | USA     | 85   | 1     | Bruxelles           | 7 Sep 12  |
| 12.87                           | 0.9 | Dayron Robles                  | CUB     | 86   | 1     | Ostrava             | 12 Jun 08 |
| 12.88                           | 1.1 | Liu Xiang                      | CHN     | 83   | 1     | Lausanne            | 11 Jul 06 |
| 12.88                           | 0.5 | Robles                         |         |      | 1     | Paris (Saint-Denis) | 18 Jul 08 |
| 12.89                           | 0.5 | David Oliver                   | USA     | 82   | 1     | Paris (Saint-Denis) | 16 Jul 10 |
| 12.90                           | 1.1 | Dominique Arnold               | USA     | 73   | 2     | Lausanne            | 11 Jul 06 |
| 12.90                           | 1.6 | Oliver                         |         |      | 1     | Eugene              | 3 Jul 10  |
| 12.91                           | 0.5 | Colin Jackson                  | GBR     | 67   | 1     | Stuttgart           | 20 Aug 93 |
| 12.91                           | 0.3 | Liu Xiang                      |         |      | 1     | Athína              | 27 Aug 04 |
| 12.91                           | 0.2 | Robles                         |         |      | 1     | Stockholm           | 22 Jul 08 |
|                                 |     | (10/6)                         |         |      |       |                     |           |

| MARK   | WIND | NAME                    | COUNTRY | BORN | PLACE | VENUE               | DATE      |
|--|------|-------------------------|---------|------|-------|---------------------|-----------|
| 12.92  | -0.1 | Roger Kingdom           | USA     | 62   | 1     | Zürich              | 16 Aug 89 |
| 12.92  | 0.9  | Allen Johnson           | USA     | 71   | 1     | Atlanta             | 23 Jun 96 |
| 12.93  | -0.2 | Renaldo Nehemiah        | USA     | 59   | 1     | Zürich              | 19 Aug 81 |
| 12.94  | 1.6  | Jack Pierce             | USA     | 62   | 1s2   | Atlanta             | 22 Jun 96 |
|  |      | (10)                    |         |      |       |                     |           |
| 12.94  | 0.8  | Hansle Parchment        | JAM     | 90   | 1     | Paris (Saint-Denis) | 5 Jul 14  |
| 12.94  | 0.5  | Orlando Ortega          | CUB/ESP | 91   | 1     | Paris (Saint-Denis) | 4 Jul 15  |
| 12.95  | 1.5  | Terrence Trammell       | USA     | 78   | 2     | New York            | 2 Jun 07  |
| 12.95  | 0.2  | Pascal Martinot-Lagarde | FRA     | 91   | 1     | Monaco              | 18 Jul 14 |
| 12.97  | 1.0  | Ladji Doucouré          | FRA     | 83   | 1     | Angers              | 15 Jul 05 |
| 12.97  | 1.0  | Omar McLeod             | JAM     | 94   | 1     | Kingston            | 27 Jun 15 |
| 12.98  | 0.6  | Mark Crear              | USA     | 68   | 1     | Zagreb              | 5 Jul 99  |
| 12.98  | 1.5  | Jason Richardson        | USA     | 86   | 1s3   | Eugene              | 30 Jun 12 |
| 12.98  | 0.2  | Sergey Shubenkov        | RUS     | 90   | 1     | Beijing             | 28 Aug 15 |
| 12.99  | 1.2  | Ronnie Ash              | USA     | 88   | 1s1   | Sacramento          | 29 Jun 14 |
|  |      | (20)                    |         |      |       |                     |           |
| 13.00  | 0.5  | Tony Jarrett            | GBR     | 68   | 2     | Stuttgart           | 20 Aug 93 |
| 13.00  | 0.6  | Anier García            | CUB     | 76   | 1     | Sydney              | 25 Sep 00 |
| 13.01  | 0.3  | Larry Wade              | USA     | 74   | 1     | Lausanne            | 2 Jul 99  |
| 13.02  | 1.5  | Ryan Wilson             | USA     | 80   | 3     | New York            | 2 Jun 07  |
| 13.02  | 1.7  | David Payne             | USA     | 82   | 3     | Osaka               | 31 Aug 07 |
| 13.03  | -0.2 | Greg Foster             | USA     | 58   | 2     | Zürich              | 19 Aug 81 |
| 13.03  | 1.0  | Reggie Torian           | USA     | 75   | 1     | New Orleans         | 21 Jun 98 |
| 13.03  | 1.0  | Devon Allen             | USA     | 94   | 1     | Eugene              | 9 Jul 16  |
| 13.05  | 1.4  | Tony Dees               | USA     | 63   | 1     | Vigo                | 23 Jul 91 |
| 13.05  | -0.8 | Florian Schwarthoff     | GER     | 68   | 1     | Bremen              | 2 Jul 95  |
|  |      | (30)                    |         |      |       |                     |           |
| <i>Wind-assisted performances to 12.92 and performers to 13.05</i> |      |                         |         |      |       |                     |           |
| 12.87  | 2.6  | Roger Kingdom           | USA     | 62   | 1     | Barcelona           | 10 Sep 89 |
| 12.87  | 2.4  | Liu Xiang               | CHN     | 83   | 1     | Eugene              | 2 Jun 12  |
| 12.89  | 3.2  | David Oliver            | USA     | 82   | 1s1   | Eugene              | 6 Jul 08  |
| 12.91  | 3.5  | Renaldo Nehemiah        | USA     | 59   | 1     | Champaign           | 1 Jun 79  |
| 12.98  | 3.1  | Ronnie Ash              | USA     | 88   | 1     | Miramar             | 9 Jul 10  |
| 13.00  | 2.6  | Anwar Moore             | USA     | 79   | 1     | Des Moines          | 28 Apr 07 |
| 13.05  | 3.6  | Ryan Brathwaite         | BAR     | 88   | 1     | Austin              | 2 May 09  |
| 13.05  | 2.1  | Dimitri Bascou          | FRA     | 87   | 1     | Angers              | 26 Jun 16 |
| <b>400 Metres Hurdles</b>  |      |                         |         |      |       |                     |           |
| 46.78  |      | Kevin Young             | USA     | 66   | 1     | Barcelona           | 6 Aug 92  |
| 47.02  |      | Edwin Moses             | USA     | 55   | 1     | Koblentz            | 31 Aug 83 |
| 47.03  |      | Bryan Bronson           | USA     | 72   | 1     | New Orleans         | 21 Jun 98 |
| 47.10  |      | Samuel Matete           | ZAM     | 68   | 1     | Zürich              | 7 Aug 91  |
| 47.13  |      | Moses                   |         |      | 1     | Milano              | 3 Jul 80  |
| 47.14  |      | Moses                   |         |      | 1     | Lausanne            | 14 Jul 81 |
| 47.17  |      | Moses                   |         |      | 1     | Berlin              | 8 Aug 80  |
| 47.18  |      | Young                   |         |      | 1     | Stuttgart           | 19 Aug 93 |
| 47.19  |      | Andre Phillips          | USA     | 59   | 1     | Seoul               | 25 Sep 88 |
| 47.23  |      | Amadou Dia Bâ           | SEN     | 58   | 2     | Seoul               | 25 Sep 88 |
|  |      | (10/6)                  |         |      |       |                     |           |
| 47.24  |      | Kerron Clement          | USA     | 85   | 1     | Carson              | 26 Jun 05 |
| 47.25  |      | Félix Sánchez           | DOM     | 77   | 1     | Paris (Saint-Denis) | 29 Aug 03 |
| 47.25  |      | Angelo Taylor           | USA     | 78   | 1     | Beijing             | 18 Aug 08 |
| 47.30  |      | Bershawn Jackson        | USA     | 83   | 1     | Helsinki            | 9 Aug 05  |
|  |      | (10)                    |         |      |       |                     |           |
| 47.37  |      | Stéphane Diagana        | FRA     | 69   | 1     | Lausanne            | 5 Jul 95  |
| 47.38  |      | Danny Harris            | USA     | 65   | 1     | Lausanne            | 10 Jul 91 |
| 47.43  |      | James Carter            | USA     | 78   | 2     | Helsinki            | 9 Aug 05  |
| 47.48  |      | Harald Schmid           | FRG     | 57   | 1     | Athína              | 8 Sep 82  |
| 47.53  |      | Hadi Al-Somaily         | KSA     | 76   | 2     | Sydney              | 27 Sep 00 |
| 47.54  |      | Derrick Adkins          | USA     | 70   | 2     | Lausanne            | 5 Jul 95  |
| 47.54  |      | Fabrizio Mori           | ITA     | 69   | 2     | Edmonton            | 10 Aug 01 |
| 47.60  |      | Winthrop Graham         | JAM     | 65   | 1     | Zürich              | 4 Aug 93  |
| 47.63  |      | Johnny Dutch            | USA     | 89   | 2     | Des Moines          | 26 Jun 10 |
| 47.66A   |      | LJ van Zyl              | RSA     | 85   | 1     | Pretoria            | 25 Feb 11 |
|  |      | (20)                    |         |      |       |                     |           |
| 47.67  |      | Bennie Brazell          | USA     | 82   | 2     | Sacramento          | 11 Jun 05 |
| 47.69  |      | Jehue Gordon            | TTO     | 91   | 1     | Moskva              | 15 Aug 13 |
| 47.70  |      | Michael Tinsley         | USA     | 84   | 2     | Moskva              | 15 Aug 13 |
| 47.72  |      | Javier Culson           | PUR     | 84   | 1     | Ponce               | 8 May 10  |

| MARK   | NAME               | COUNTRY | BORN | PLACE | VENUE                   | DATE      |
|--|--------------------|---------|------|-------|-------------------------|-----------|
| 47.75  | David Patrick      | USA     | 60   | 4     | Indianapolis            | 17 Jul 88 |
| 47.78  | Bonface Tumuti     | KEN     | 92   | 2     | Rio de Janeiro          | 18 Aug 16 |
| 47.79  | Nicholas Bett      | KEN     | 90   | 1     | Beijing                 | 25 Aug 15 |
| 47.80  | Kyron McMaster     | IVB     | 97   | 1     | Kingston                | 20 May 17 |
| 47.81  | Llewellyn Herbert  | RSA     | 77   | 3     | Sydney                  | 27 Sep 00 |
| 47.82  | John Akii-Bua      | UGA     | 49   | 1     | München                 | 2 Sep 72  |
|  | (30)               |         |      |       |                         |           |
| 47.82  | Kriss Akabusi      | GBR     | 58   | 3     | Barcelona               | 6 Aug 92  |
| 47.82  | Periklis Iakovákis | GRE     | 79   | 2     | Osaka                   | 6 May 06  |
| <i>Doping-disqualified</i>   |                    |         |      |       |                         |           |
| 47.15  | Bryan Bronson      | USA     | 72   | (1)   | Uniondale               | 19 Jul 98 |
| <b>High Jump</b> ( <i>outdoor &amp; indoor performances mixed</i> )  |                    |         |      |       |                         |           |
| 2.45   | Javier Sotomayor   | CUB     | 67   | 1     | Salamanca               | 27 Jul 93 |
| 2.44   | Sotomayor          |         |      | 1     | San Juan                | 29 Jul 89 |
| 2.43   | Sotomayor          |         |      | 1     | Salamanca               | 8 Sep 88  |
| 2.43i  | Sotomayor          |         |      | 1     | Budapest                | 4 Mar 89  |
| 2.43   | Mutaz Essa Barshim | QAT     | 91   | 1     | Bruxelles               | 5 Sep 14  |
| 2.42   | Patrik Sjöberg     | SWE     | 65   | 1     | Stockholm               | 30 Jun 87 |
| 2.42i  | Carlo Thränhardt   | FRG     | 57   | 1     | Berlin                  | 26 Feb 88 |
| 2.42   | Sotomayor          |         |      | 1     | Sevilla                 | 5 Jun 94  |
| 2.42i  | Ivan Ukhov         | RUS     | 86   | 1     | Praha                   | 25 Feb 14 |
| 2.42   | Bogdan Bondarenko  | UKR     | 89   | 1     | New York                | 14 Jun 14 |
| 2.42   | Barshim            |         |      | 2     | New York                | 14 Jun 14 |
|  | (11/6)             |         |      |       |                         |           |
| 2.41   | Igor Paklin        | KGZ     | 63   | 1     | Kobe                    | 4 Sep 85  |
| 2.40   | Rudolf Povarnitsyn | UKR     | 62   | 1     | Donetsk                 | 11 Aug 85 |
| 2.40   | Sorin Matei        | ROU     | 63   | 1     | Bratislava              | 20 Jun 90 |
| 2.40i  | Hollis Conway      | USA     | 67   | 1     | Sevilla                 | 10 Mar 91 |
|  | (10)               |         |      |       |                         |           |
| 2.40   | Charles Austin     | USA     | 67   | 1     | Zürich                  | 7 Aug 91  |
| 2.40   | Vyacheslav Voronin | RUS     | 74   | 1     | London (Crystal Palace) | 5 Aug 00  |
| 2.40i  | Stefan Holm        | SWE     | 76   | 1     | Madrid                  | 6 Mar 05  |
| 2.40i  | Aleksey Dmitrik    | RUS     | 84   | 1     | Arnstadt                | 8 Feb 14  |
| 2.40   | Derek Drouin       | CAN     | 90   | 1     | Des Moines              | 25 Apr 14 |
| 2.40   | Andriy Protsenko   | UKR     | 88   | 2     | Lausanne                | 3 Jul 14  |
| 2.39   | Zhu Jianhua        | CHN     | 63   | 1     | Eberstadt               | 10 Jun 84 |
| 2.39i  | Dietmar Mögenburg  | FRG     | 61   | 1     | Köln                    | 24 Feb 85 |
| 2.39i  | Ralf Sonn          | GER     | 67   | 1     | Berlin                  | 1 Mar 91  |
| 2.39   | Gianmarco Tamberi  | ITA     | 92   | 1     | Monaco                  | 15 Jul 16 |
|  | (20)               |         |      |       |                         |           |
| 2.38i  | Gennadiy Avdeyenko | UKR     | 63   | 2     | Indianapolis            | 7 Mar 87  |
| 2.38   | Sergey Malchenko   | RUS     | 63   | 1     | Banská Bystrica         | 4 Sep 88  |
| 2.38   | Dragutin Topić     | YUG     | 71   | 1     | Beograd                 | 1 Aug 93  |
| 2.38i  | Steve Smith        | GBR     | 73   | 2     | Wuppertal               | 4 Feb 94  |
| 2.38i  | Wolf-Hendrik Beyer | GER     | 72   | 1     | Weinheim                | 18 Mar 94 |
| 2.38   | Troy Kemp          | BAH     | 66   | 1     | Nice                    | 12 Jul 95 |
| 2.38   | Artur Partyka      | POL     | 69   | 1     | Eberstadt               | 18 Aug 96 |
| 2.38i  | Matt Hemingway     | USA     | 72   | 1     | Atlanta                 | 4 Mar 00  |
| 2.38i  | Yaroslav Rybakov   | RUS     | 80   | 1     | Stockholm               | 15 Feb 05 |
| 2.38   | Jacques Freitag    | RSA     | 82   | 1     | Oudtschoorn             | 5 Mar 05  |
|  | (30)               |         |      |       |                         |           |
| 2.38   | Andriy Sokolovsky  | UKR     | 78   | 1     | Roma                    | 8 Jul 05  |
| 2.38i  | Linus Thörnblad    | SWE     | 85   | 2     | Göteborg                | 25 Feb 07 |
| 2.38   | Andrey Silnov      | RUS     | 84   | 1     | London (Crystal Palace) | 25 Jul 08 |
| 2.38   | Zhang Guowei       | CHN     | 91   | 2     | Eugene                  | 30 May 15 |
| <i>Best outdoor marks for athletes with indoor bests</i>             |                    |         |      |       |                         |           |
| 2.41   | Ukhov              |         |      | 1     | Doha                    | 9 May 14  |
| 2.39   | Conway             |         |      | 1     | Norman                  | 30 Jul 89 |
| 2.38   | Avdeyenko          |         |      | 2=    | Roma                    | 6 Sep 87  |
| <b>Pole Vault</b> ( <i>outdoor &amp; indoor performances mixed</i> ) |                    |         |      |       |                         |           |
| 6.16i  | Renaud Lavillenie  | FRA     | 86   | 1     | Donetsk                 | 15 Feb 14 |
| 6.15i  | Sergey Bubka       | UKR     | 63   | 1     | Donetsk                 | 21 Feb 93 |
| 6.14i  | Bubka              |         |      | 1     | Liévin                  | 13 Feb 93 |
| 6.14A  | Bubka              |         |      | 1     | Sestriere               | 31 Jul 94 |



| MARK  |      | NAME  |            | COUNTRY | BORN | PLACE        | VENUE            | DATE      |
|-------|------|---|------------|---------|------|--------------|------------------|-----------|
| 6.13i |      |   | Bubka      |         | 1    | Berlin       |                  | 21 Feb 92 |
| 6.13  |      |   | Bubka      |         | 1    | Tokyo        |                  | 19 Sep 92 |
| 6.12i |      |   | Bubka      |         | 1    | Grenoble     |                  | 23 Mar 91 |
| 6.12  |      |   | Bubka      |         | 1    | Padova       |                  | 30 Aug 92 |
| 6.11i |      |   | Bubka      |         | 1    | Donetsk      |                  | 19 Mar 91 |
| 6.11  |      |   | Bubka      |         | 1    | Dijon        |                  | 13 Jun 92 |
|       |      | (10/2)  |            |         |      |              |                  |           |
| 6.06i |      | Steve   | Hooker     | AUS     | 82   | 1            | Boston (Roxbury) | 7 Feb 09  |
| 6.05  |      | Maksim  | Tarasov    | RUS     | 70   | 1            | Athína           | 16 Jun 99 |
| 6.05  |      | Dmitriy   | Markov     | AUS     | 75   | 1            | Edmonton         | 9 Aug 01  |
| 6.04  |      | Brad  | Walker     | USA     | 81   | 1            | Eugene           | 8 Jun 08  |
| 6.03  |      | Okkert  | Brits      | RSA     | 73   | 1            | Köln             | 18 Aug 95 |
| 6.03  |      | Jeff  | Hartwig    | USA     | 67   | 1            | Jonesboro        | 14 Jun 00 |
| 6.03  |      | Thiago  | Braz       | BRA     | 93   | 1            | Río de Janeiro   | 15 Aug 16 |
| 6.02i |      | Rodion  | Gataullin  | RUS     | 65   | 1            | Gomel            | 4 Feb 89  |
|       |      | (10)  |            |         |      |              |                  |           |
| 6.01  |      | Igor  | Trandekov  | RUS     | 66   | 1            | Sankt Peterburg  | 4 Jul 96  |
| 6.01  |      | Tim   | Mack       | USA     | 72   | 1            | Monaco           | 18 Sep 04 |
| 6.01  |      | Yevgeniy  | Lukyanenko | RUS     | 85   | 1            | Bydgoszcz        | 1 Jul 08  |
| 6.01  |      | Björn   | Otto       | GER     | 77   | 1            | Aachen           | 5 Sep 12  |
| 6.00  |      | Tim   | Lobinger   | GER     | 72   | 1            | Köln             | 24 Aug 97 |
| 6.00i |      | Jean  | Galfione   | FRA     | 71   | 1            | Maebashi         | 6 Mar 99  |
| 6.00i |      | Danny   | Ecker      | GER     | 77   | 1            | Dortmund         | 11 Feb 01 |
| 6.00  |      | Toby  | Stevenson  | USA     | 76   | 1            | Modesto          | 8 May 04  |
| 6.00  |      | Paul  | Burgess    | AUS     | 79   | 1            | Perth            | 26 Feb 05 |
| 6.00i |      | Shawn   | Barber     | CAN     | 94   | 1            | Reno             | 15 Jan 16 |
|       |      | (20)  |            |         |      |              |                  |           |
| 5.98  |      | Lawrence  | Johnson    | USA     | 74   | 1            | Knoxville        | 25 May 96 |
| 5.97  |      | Scott   | Huffman    | USA     | 64   | 1            | Knoxville        | 18 Jun 94 |
| 5.96  |      | Joe   | Dial       | USA     | 62   | 1            | Norman           | 18 Jun 87 |
| 5.95  |      | Andrei  | Tivontchik | GER     | 70   | 1            | Köln             | 16 Aug 96 |
| 5.95  |      | Michael   | Stolle     | GER     | 74   | 1            | Monaco           | 18 Aug 00 |
| 5.95  |      | Romain  | Mesnil     | FRA     | 77   | 1            | Castres          | 6 Aug 03  |
| 5.94i |      | Philippe  | Collet     | FRA     | 63   | 1            | Grenoble         | 10 Mar 90 |
| 5.94  |      | Raphael   | Holzdeppe  | GER     | 89   | 1            | Nürnberg         | 26 Jul 15 |
| 5.93i |      | Billy   | Olson      | USA     | 58   | 1            | East Rutherford  | 8 Feb 86  |
| 5.93i |      | Tye   | Harvey     | USA     | 74   | 2            | Atlanta          | 3 Mar 01  |
|       |      | (30)  |            |         |      |              |                  |           |
| 5.93  |      | Aleksandr   | Averbukh   | ISR     | 74   | 1            | Madrid           | 19 Jul 03 |
|       |      | <i>Best outdoor marks for athletes with indoor bests</i>            |            |         |      |              |                  |           |
| 6.05  |      |   | Lavillenie |         | 1    | Eugene       |                  | 30 May 15 |
| 6.00  |      |   | Gataullin  |         | 1    | Tokyo        |                  | 16 Sep 89 |
| 6.00  |      |   | Hooker     |         | 1    | Perth        |                  | 27 Jan 08 |
| 5.98  |      |   | Galfione   |         | 1    | Amiens       |                  | 23 Jul 99 |
| 5.93  |      |   | Ecker      |         | 1    | Ingolstadt   |                  | 26 Jul 98 |
|       |      | <i>Exhibition competitions</i>                                      |            |         |      |              |                  |           |
| 6.00  |      | Jean  | Galfione   | FRA     | 71   | 1            | Besançon         | 23 May 97 |
| 6.00i |      | Piotr   | Lisek      | POL     | 92   | 1            | Potdam           | 17 Feb 17 |
| 5.95  |      | Viktor  | Chistyakov | RUS/AUS | 75   | 1            | Chiari           | 8 Sep 99  |
|       |      | <b>Long Jump</b> ( <i>outdoor &amp; indoor performances mixed</i> ) |            |         |      |              |                  |           |
| 8.95  | 0.3  | Mike  | Powell     | USA     | 63   | 1            | Tokyo            | 30 Aug 91 |
| 8.90A | 2.0  | Bob   | Beamon     | USA     | 46   | 1            | Ciudad de México | 18 Oct 68 |
| 8.87  | -0.2 | Carl  | Lewis      | USA     | 61   | -            | Tokyo            | 30 Aug 91 |
| 8.86A | 1.9  | Robert  | Emmijan    | ARM     | 65   | 1            | Tsakhkadzor      | 22 May 87 |
| 8.79  | 1.9  |   | Lewis      |         | 1    | Indianapolis |                  | 19 Jun 83 |
| 8.79i |      |   | Lewis      |         | 1    | New York     |                  | 27 Jan 84 |
| 8.76  | 1.0  |   | Lewis      |         | 1    | Indianapolis |                  | 24 Jul 82 |
| 8.76  | 0.8  |   | Lewis      |         | 1    | Indianapolis |                  | 18 Jul 88 |
| 8.75  | 1.7  |   | Lewis      |         | 1    | Indianapolis |                  | 16 Aug 87 |
| 8.74  | 1.4  | Larry   | Myricks    | USA     | 56   | 2            | Indianapolis     | 18 Jul 88 |
| 8.74A | 2.0  | Erick   | Walder     | USA     | 71   | 1            | El Paso          | 2 Apr 94  |
| 8.74  | -1.2 | Dwight  | Phillips   | USA     | 77   | 1            | Eugene           | 7 Jun 09  |
|       |      | (12/7)  |            |         |      |              |                  |           |
| 8.73  | 1.2  | Irving  | Saladino   | PAN     | 83   | 1            | Hengelo          | 24 May 08 |
| 8.71  | 1.9  | Iván  | Pedroso    | CUB     | 72   | 1            | Salamanca        | 18 Jul 95 |
| 8.71i |      | Sebastian   | Beyer      | GER     | 86   | 1            | Torino           | 8 Mar 09  |
|       |      | (10)  |            |         |      |              |                  |           |

| MARK  | WIND  | NAME        | COUNTRY          | BORN    | PLACE | VENUE | DATE                    |           |
|---|-------|-------------|------------------|---------|-------|-------|-------------------------|-----------|
| 8.66  | 1.6   | Loúis       | Tsátoumas        | GRE     | 82    | 1     | Kalamáta                | 2 Jun 07  |
| 8.65A   | 1.3   | Luvo        | Manyonga         | RSA     | 91    | 1     | Potchefstroom           | 22 Apr 17 |
| 8.63  | 0.5   | Kareem      | Streete-Thompson | CAY/USA | 73    | 1     | Linz                    | 4 Jul 94  |
| 8.62  | 0.7   | James       | Beckford         | JAM     | 75    | 1     | Orlando                 | 5 Apr 97  |
| 8.59i   |       | Miguel      | Pate             | USA     | 79    | 1     | New York                | 1 Mar 02  |
| 8.58  | 1.8   | Jarrion     | Lawson           | USA     | 94    | 2     | Eugene                  | 3 Jul 16  |
| 8.56i   |       | Yago        | Lamela           | ESP     | 77    | 2     | Maebashi                | 7 Mar 99  |
| 8.56  | 0.2   | Aleksandr   | Menkov           | RUS     | 90    | 1     | Moskva                  | 16 Aug 13 |
| 8.54  | 0.9   | Lutz        | Dombrowski       | GDR     | 59    | 1     | Moskva                  | 28 Jul 80 |
| 8.54  | 1.7   | Mitchell    | Watt             | AUS     | 88    | 1     | Stockholm               | 29 Jul 11 |
|   |       | (20)        |                  |         |       |       |                         |           |
| 8.53  | 1.2   | Jaime       | Jefferson        | CUB     | 62    | 1     | La Habana               | 12 May 90 |
| 8.52  | 0.7   | Savanté     | Stringfellow     | USA     | 78    | 1     | Stanford                | 21 Jun 02 |
| 8.52  | 1.8   | Jeff        | Henderson        | USA     | 89    | -     | Toronto                 | 22 Jul 15 |
| 8.51  | 1.7   | Roland      | McGhee           | USA     | 71    | 2     | São Paulo               | 14 May 95 |
| 8.51  | 1.7   | Greg        | Rutherford       | GBR     | 86    | 1     | Chula Vista             | 24 Apr 14 |
| 8.50  | 0.2   | Llewellyn   | Starks           | USA     | 67    | 2     | Rhede                   | 7 Jul 91  |
| 8.50  | 1.3   | Khotso      | Mokoena          | RSA     | 85    | 2     | Madrid                  | 4 Jul 09  |
| 8.49  | 2.0   | Melvin      | Lister           | USA     | 77    | 1     | Baton Rouge             | 13 May 00 |
| 8.49  | 0.6   | Jai         | Taurima          | AUS     | 72    | 2     | Sydney                  | 28 Sep 00 |
| 8.49  | 0.7   | Christian   | Reif             | GER     | 84    | 1     | Weinheim                | 31 May 14 |
|   |       | (30)        |                  |         |       |       |                         |           |
| 8.49A   | -0.8  | Rushwal     | Samaai           | RSA     | 91    | 2     | Potchefstroom           | 22 Apr 17 |
| <i>Wind-assisted performances to 8.78 and performers to 8.49</i>      |       |             |                  |         |       |       |                         |           |
| 8.99A   | 4.4   | Mike        | Powell           | USA     | 63    | 1     | Sestriere               | 21 Jul 92 |
| 8.96A   | "1.2" | Iván        | Pedroso          | CUB     | 72    | 1     | Sestriere               | 29 Jul 95 |
| 8.95A   | 3.9   |             | Powell           |         |       | 1     | Sestriere               | 31 Jul 94 |
| 8.91  | 2.9   | Carl        | Lewis            | USA     | 61    | 2     | Tokyo                   | 30 Aug 91 |
| 8.90  | 3.7   |             | Powell           |         |       | 1     | Modesto                 | 16 May 92 |
| 8.79  | 3.0   |             | Pedroso          |         |       | 1     | La Habana               | 21 May 92 |
| 8.78  | 3.1   | Fabrice     | Lapierre         | AUS     | 83    | 1     | Perth                   | 18 Apr 10 |
| 8.68  | 4.9   | James       | Beckford         | JAM     | 75    | 1     | Odessa, Tx              | 19 May 95 |
| 8.68  | 3.7   | Marquis     | Dendy            | USA     | 92    | 1     | Eugene                  | 25 Jun 15 |
| 8.66A   | 4.0   | Joe         | Greene           | USA     | 67    | 2     | Sestriere               | 21 Jun 92 |
| 8.64  | 3.5   | Kareem      | Streete-Thompson | CAY/USA | 73    | 2     | Knoxville               | 18 Jun 94 |
| 8.63  | 3.9   | Mike        | Conley           | USA     | 62    | 2     | Eugene                  | 20 Jun 86 |
| 8.59  | 2.9   | Jeff        | Henderson        | USA     | 89    | 1     | Eugene                  | 3 Jul 16  |
| 8.57  | 5.2   | Jason       | Grimes           | USA     | 59    | 1     | Durham                  | 27 Jun 82 |
| 8.53  | 4.9   | Kevin       | Dilworth         | USA     | 74    | 1     | Fort-de-France          | 27 Apr 02 |
| 8.51  | 3.7   | Ignisious   | Gaisah           | GHA     | 83    | 1     | Bambous                 | 9 Aug 06  |
| 8.49  | 2.6   | Ralph       | Boston           | USA     | 39    | 1     | Los Angeles             | 12 Sep 64 |
| 8.49  | 4.5   | Stanislav   | Tarasenko        | RUS     | 66    | 2     | Madrid                  | 20 Jun 95 |
| <i>Best outdoor marks for athletes with indoor bests</i>              |       |             |                  |         |       |       |                         |           |
| 8.56  | 1.3   |             | Lamela           |         |       | 1     | Torino                  | 24 Jun 99 |
| 8.49  | 1.6   |             | Bayer            |         |       | 1     | Ulm                     | 4 Jul 09  |
| 8.48w   | 5.6   |             | Pate             |         |       | 1     | Fort Worth              | 21 Apr 01 |
| <i>Best at low altitude</i>   |       |             |                  |         |       |       |                         |           |
| 8.61  | -0.3  |             | Emmiyan          |         |       | 1     | Moskva                  | 6 Jul 86  |
| 8.58  | 1.8   |             | Walder           |         |       | 1     | Springfield             | 4 May 96  |
| <b>Triple Jump</b> ( <i>outdoor &amp; indoor performances mixed</i> ) |       |             |                  |         |       |       |                         |           |
| 18.29   | 1.3   | Jonathan    | Edwards          | GBR     | 66    | 1     | Göteborg                | 7 Aug 95  |
| 18.21   | 0.2   | Christian   | Taylor           | USA     | 90    | 1     | Beijing                 | 27 Aug 15 |
| 18.09   | -0.4  | Kenny       | Harrison         | USA     | 65    | 1     | Atlanta                 | 27 Jul 96 |
| 18.08   | 0.0   | Pedro Pablo | Pichardo         | CUB     | 93    | 1     | Doha                    | 15 May 15 |
| 18.06   | 0.8   |             | Pichardo         |         |       | 1     | La Habana               | 28 May 15 |
| 18.06   | 1.1   |             | Taylor           |         |       | 1     | Lausanne                | 9 Jul 15  |
| 18.04   | 0.3   | Teddy       | Tamgho           | FRA     | 89    | 1     | Moskva                  | 18 Aug 13 |
| 18.04   | 0.8   |             | Taylor           |         |       | 2     | Doha                    | 15 May 15 |
| 18.01   | 0.4   |             | Edwards          |         |       | 1     | Oslo                    | 9 Jul 98  |
| 18.00   | 1.3   |             | Edwards          |         |       | 1     | London (Crystal Palace) | 27 Aug 95 |
|   |       | (10/5)      |                  |         |       |       |                         |           |
| 17.97   | 1.5   | Willie      | Banks            | USA     | 56    | 1     | Indianapolis            | 16 Jun 85 |
| 17.92   | 1.6   | Khristo     | Markov           | BUL     | 65    | 1     | Roma                    | 31 Aug 87 |
| 17.92   | 1.9   | James       | Beckford         | JAM     | 75    | 1     | Odessa, Tx              | 20 May 95 |
| 17.90   | 1.0   | Vladimir    | Inozemtsev       | UKR     | 64    | 1     | Bratislava              | 20 Jun 90 |
| 17.90   | 0.4   | Jadel       | Gregório         | BRA     | 80    | 1     | Belém                   | 20 May 07 |
|   |       | (10)        |                  |         |       |       |                         |           |

| MARK   | WIND | NAME                      | COUNTRY     | BORN | PLACE | VENUE | DATE                    |           |
|--|------|---------------------------|-------------|------|-------|-------|-------------------------|-----------|
| 17.89A   | 0.0  | João Carlos               | de Oliveira | BRA  | 54    | 1     | Ciudad de México        | 15 Oct 75 |
| 17.87  | 1.7  | Mike                      | Conley      | USA  | 62    | 1     | San José                | 27 Jun 87 |
| 17.86  | 1.3  | Charles                   | Simpkins    | USA  | 63    | 1     | Kobe                    | 2 Sep 85  |
| 17.85  | 0.9  | Yoelbi                    | Quesada     | CUB  | 73    | 1     | Athína                  | 8 Aug 97  |
| 17.83i   |      | Aliecer                   | Urrutia     | CUB  | 74    | 1     | Sindelfingen            | 1 Mar 97  |
| 17.83i   |      | Christian                 | Olsson      | SWE  | 80    | 1     | Budapest                | 7 Mar 04  |
| 17.82  | 1.7  | Will                      | Claye       | USA  | 91    | -     | Eugene OR               | 27 May 17 |
| 17.81  | 1.0  | Marian                    | Oprea       | ROU  | 82    | 1     | Lausanne                | 5 Jul 05  |
| 17.81  | 0.1  | Phillips                  | Idowu       | GBR  | 78    | 1     | Barcelona               | 29 Jul 10 |
| 17.78  | 1.0  | Nikolay                   | Musiyenko   | UKR  | 59    | 1     | Leningrad               | 7 Jun 86  |
|  |      | (20)                      |             |      |       |       |                         |           |
| 17.78  | 0.6  | Lázaro                    | Betancourt  | CUB  | 63    | 1     | La Habana               | 15 Jun 86 |
| 17.78  | 0.8  | Melvin                    | Lister      | USA  | 77    | 1     | Sacramento              | 17 Jul 04 |
| 17.77  | 1.0  | Aleksandr                 | Kovalenko   | RUS  | 63    | 1     | Bryansk                 | 18 Jul 87 |
| 17.77i   |      | Leonid                    | Voloshin    | RUS  | 66    | 1     | Grenoble                | 6 Feb 94  |
| 17.75  | 0.3  | Oleg                      | Protzenko   | RUS  | 63    | 1     | Moskva                  | 10 Jun 90 |
| 17.74  | 1.4  | Nelson                    | Évora       | POR  | 84    | 1     | Osaka                   | 27 Aug 07 |
| 17.73i   |      | Walter                    | Davis       | USA  | 79    | 1     | Moskva                  | 12 Mar 06 |
| 17.73i   |      | Fabrizio                  | Donato      | ITA  | 76    | 2     | Paris (Bercy)           | 6 Mar 11  |
| 17.72i   |      | Brian                     | Wellman     | BER  | 67    | 1     | Barcelona               | 12 Mar 95 |
| 17.72  | 1.3  | Sheryf                    | El-Sheryf   | UKR  | 89    | 1     | Ostrava                 | 17 Jul 11 |
|  |      | (now Şeref Osmanoğlu TUR) |             |      |       |       |                         |           |
|  |      | (30)                      |             |      |       |       |                         |           |
| <i>Wind-assisted performances to 18.00 and performers to 17.73</i> |      |                           |             |      |       |       |                         |           |
| 18.43  | 2.4  | Jonathan                  | Edwards     | GBR  | 66    | 1     | Lille                   | 25 Jun 95 |
| 18.20  | 5.2  | Willie                    | Banks       | USA  | 56    | 1     | Indianapolis            | 16 Jul 88 |
| 18.17  | 2.1  | Mike                      | Conley      | USA  | 62    | 1     | Barcelona               | 3 Aug 92  |
| 18.08  | 2.5  |                           | Edwards     |      |       | 1     | Sheffield               | 23 Jul 95 |
| 18.05  | 2.4  | Will                      | Claye       | USA  | 91    | 2     | Eugene                  | 27 May 17 |
| 18.03  | 2.9  |                           | Edwards     |      |       | 1     | Gateshead               | 2 Jul 95  |
| 18.01  | 3.7  |                           | Harrison    |      |       | 1     | Atlanta                 | 15 Jun 96 |
| 17.97  | 7.5  | Yoelbi                    | Quesada     | CUB  | 73    | 1     | Madrid                  | 20 Jun 95 |
| 17.93  | 5.2  | Charles                   | Simpkins    | USA  | 63    | 2     | Indianapolis            | 16 Jul 88 |
| 17.92  | 3.4  | Christian                 | Olsson      | SWE  | 80    | 1     | Gateshead               | 13 Jul 03 |
| 17.86  | 5.7  | Denis                     | Kapustin    | RUS  | 70    | 1     | Sevilla                 | 5 Jun 94  |
| 17.82  | 2.5  | Nelson                    | Évora       | POR  | 84    | 1     | Seixal                  | 26 Jul 09 |
| 17.81  | 4.6  | Keith                     | Connor      | GBR  | 57    | 1     | Brisbane                | 9 Oct 82  |
| 17.76A   | 2.2  | Kenta                     | Bell        | USA  | 77    | 1     | El Paso                 | 10 Apr 04 |
| 17.75  |      | Gennadiy                  | Valyukevich | BLR  | 58    | 1     | Uzhgorod                | 27 Apr 86 |
| 17.75  | 7.1  | Brian                     | Wellman     | BER  | 67    | 2     | Madrid                  | 20 Jun 95 |
| 17.73  | 4.1  | Vasiliy                   | Sokov       | RUS  | 68    | 1     | Riga                    | 3 Jun 89  |
| <i>Best outdoor marks for athletes with indoor bests</i>           |      |                           |             |      |       |       |                         |           |
| 17.79  | 1.4  |                           | Olsson      |      |       | 1     | Athína                  | 22 Aug 04 |
| 17.75  | 1.0  |                           | Voloshin    |      |       | 2     | Tokyo                   | 26 Aug 91 |
| <b>Shot Put</b> ( <i>outdoor &amp; indoor performances mixed</i> ) |      |                           |             |      |       |       |                         |           |
| 23.12  |      | Randy                     | Barnes      | USA  | 66    | 1     | Westwood                | 20 May 90 |
| 23.10  |      |                           | Barnes      |      |       | 1     | San José                | 26 May 90 |
| 23.06  |      | Ulf                       | Timmermann  | GDR  | 62    | 1     | Hania                   | 22 May 88 |
| 22.91  |      | Alessandro                | Andrei      | ITA  | 59    | 1     | Viareggio               | 12 Aug 87 |
| 22.86  |      | Brian                     | Oldfield    | USA  | 45    | 1     | El Paso                 | 10 May 75 |
| 22.75  |      | Werner                    | Günthör     | SUI  | 61    | 1     | Bern                    | 23 Aug 88 |
| 22.67  |      | Kevin                     | Toth        | USA  | 67    | 1     | Lawrence                | 19 Apr 03 |
| 22.66i   |      |                           | Barnes      |      |       | 1     | Los Angeles             | 20 Jan 89 |
| 22.64  |      | Udo                       | Beyer       | GDR  | 55    | 1     | Berlin                  | 20 Aug 86 |
| 22.62  |      |                           | Timmermann  |      |       | 1     | Berlin                  | 22 Sep 85 |
|  |      | (10/7)                    |             |      |       |       |                         |           |
| 22.57  |      | Joe                       | Kovacs      | USA  | 89    | 1     | Tucson                  | 18 May 17 |
| 22.54  |      | Christian                 | Cantwell    | USA  | 80    | 1     | Gresham                 | 5 Jun 04  |
| 22.52  |      | John                      | Brenner     | USA  | 61    | 1     | Walnut                  | 26 Apr 87 |
|  |      | (10)                      |             |      |       |       |                         |           |
| 22.52  |      | Ryan                      | Crouser     | USA  | 92    | 1     | Río de Janeiro          | 18 Aug 16 |
| 22.51  |      | Adam                      | Nelson      | USA  | 75    | 1     | Gresham                 | 18 May 02 |
| 22.43  |      | Reese                     | Hoffa       | USA  | 77    | 1     | London (Crystal Palace) | 3 Aug 07  |
| 22.28  |      | Ryan                      | Whiting     | USA  | 86    | 1     | Doha                    | 10 May 13 |
| 22.24  |      | Sergey                    | Smirnov     | RUS  | 60    | 2     | Tallinn                 | 21 Jun 86 |
| 22.21  |      | Dylan                     | Armstrong   | CAN  | 81    | 1     | Calgary                 | 25 Jun 11 |
| 22.21  |      | Tom                       | Walsh       | NZL  | 92    | 2     | Zagreb                  | 5 Sep 16  |
| 22.20  |      | John                      | Godina      | USA  | 72    | 1     | Carson                  | 22 May 05 |

| MARK                       | NAME         | COUNTRY     | BORN    | PLACE  | VENUE | DATE              |           |
|----------------------------|--------------|-------------|---------|--------|-------|-------------------|-----------|
| 22.20                      | David        | Storl       | GER     | 90     | 1     | Lausanne          | 9 Jul 15  |
| 22.11                      | Rolf         | Oesterreich | GDR     | 49     | 1     | Zschopau          | 12 Sep 76 |
|                            | (20)         |             |         |        |       |                   |           |
| 22.10                      | Sergey       | Gavryushin  | RUS     | 59     | 1     | Tbilisi           | 31 Aug 86 |
| 22.10                      | Cory         | Martin      | USA     | 85     | 1     | Tucson            | 22 May 10 |
| 22.09                      | Sergey       | Kasnauskas  | BLR     | 61     | 1     | Staiki            | 23 Aug 84 |
| 22.09i                     | Mika         | Halvari     | FIN     | 70     | 1     | Tampere           | 7 Feb 00  |
| 22.02i                     | George       | Woods       | USA     | 43     | 1     | Inglewood         | 8 Feb 74  |
| 22.02                      | Dave         | Laut        | USA     | 56     | 1     | Koblenz           | 25 Aug 82 |
| 22.01                      | Tomáš        | Staněk      | CZE     | 91     | 1     | Schönebeck        | 2 Jun 17  |
| 22.00                      | Aleksandr    | Baryshnikov | RUS     | 48     | 1     | Colombes          | 10 Jul 76 |
| 21.98                      | Gregg        | Tafalis     | USA     | 58     | 1     | Los Gatos         | 13 Jun 92 |
| 21.97                      | Janus        | Robberts    | RSA     | 79     | 1     | Eugene            | 2 Jun 01  |
|                            | (30)         |             |         |        |       |                   |           |
| <i>Doping-disqualified</i> |              |             |         |        |       |                   |           |
| 22.84                      | Randy        | Barnes      | USA     | 66     | (1)   | Malmö             | 7 Aug 90  |
| 22.10                      | Andrey       | Mikhnevich  | BLR     | 76     | (1)   | Minsk             | 11 Aug 11 |
| <b>Discus Throw</b>        |              |             |         |        |       |                   |           |
| 74.08                      | Jürgen       | Schult      | GDR     | 60     | 1     | Neubrandenburg    | 6 Jun 86  |
| 73.88                      | Virgilijus   | Alekna      | LTU     | 72     | 1     | Kaunas            | 3 Aug 00  |
| 73.38                      | Gerd         | Kanter      | EST     | 79     | 1     | Helsingborg       | 4 Sep 06  |
| 72.02                      |              | Kanter      |         |        | 1     | Salinas           | 3 May 07  |
| 71.88                      |              | Kanter      |         |        | 1     | Salinas           | 8 May 08  |
| 71.86                      | Yuriy        | Dumchev     | RUS     | 58     | 1     | Moskva            | 29 May 83 |
| 71.84                      | Piotr        | Małachowski | POL     | 7.6.83 | 1     | Hengelo           | 8 Jun 13  |
| 71.70                      | Róbert       | Fazekas     | HUN     | 75     | 1     | Szombathely       | 14 Jul 02 |
| 71.64                      |              | Kanter      |         |        | 1     | Kohila            | 25 Jun 09 |
| 71.56                      |              | Alekna      |         |        | 1     | Kaunas            | 25 Jul 07 |
|                            | (10/6)       |             |         |        |       |                   |           |
| 71.50                      | Lars         | Riedel      | GER     | 67     | 1     | Wiesbaden         | 3 May 97  |
| 71.32                      | Ben          | Plucknett   | USA     | 54     | 1     | Eugene            | 4 Jun 83  |
| 71.29                      | Daniel       | Ståhl       | SWE     | 92     | 1     | Solentuna         | 28 Jun 17 |
| 71.26                      | John         | Powell      | USA     | 47     | 1     | San José          | 9 Jun 84  |
|                            | (10)         |             |         |        |       |                   |           |
| 71.26                      | Rickard      | Bruch       | SWE     | 46     | 1     | Malmö             | 15 Nov 84 |
| 71.26                      | Imrich       | Bugár       | CZE     | 55     | 1     | San José          | 25 May 85 |
| 71.18                      | Art          | Burns       | USA     | 54     | 1     | San José          | 19 Jul 83 |
| 71.16                      | Wolfgang     | Schmidt     | GDR     | 54     | 1     | Berlin            | 9 Aug 78  |
| 71.14                      | Anthony      | Washington  | USA     | 66     | 1     | Salinas           | 22 May 96 |
| 71.06                      | Luis Mariano | Delís       | CUB     | 57     | 1     | La Habana         | 21 May 83 |
| 70.98                      | Mac          | Wilkins     | USA     | 50     | 1     | Helsinki          | 9 Jul 80  |
| 70.82                      | Aleksander   | Tammert     | EST     | 73     | 1     | Denton            | 15 Apr 06 |
| 70.66                      | Robert       | Harting     | GER     | 84     | 1     | Turnov            | 22 May 12 |
| 70.54                      | Dmitriy      | Shevchenko  | RUS     | 68     | 1     | Krasnodar         | 7 May 02  |
|                            | (20)         |             |         |        |       |                   |           |
| 70.38                      | Jay          | Silvester   | USA     | 37     | 1     | Lancaster         | 16 May 71 |
| 70.32                      | Frantz       | Kruger      | RSA/FIN | 75     | 1     | Salon-de-Provence | 26 May 02 |
| 70.06                      | Romas        | Ubartas     | LTU     | 60     | 1     | Smalininkay       | 8 May 88  |
| 70.00                      | Juan         | Martínez    | CUB     | 58     | 2     | La Habana         | 21 May 83 |
| 69.95                      | Zoltán       | Kóvágó      | HUN     | 79     | 1     | Salon-de-Provence | 25 May 06 |
| 69.91                      | John         | Godina      | USA     | 72     | 1     | Salinas           | 19 May 98 |
| 69.90                      | Jason        | Young       | USA     | 81     | 1     | Lubbock           | 26 Mar 10 |
| 69.70                      | Géjza        | Valent      | CZE     | 53     | 2     | Nitra             | 26 Aug 84 |
| 69.62                      | Knut         | Hjeltnes    | NOR     | 51     | 2     | San José          | 25 May 85 |
| 69.62                      | Timo         | Tompuri     | FIN     | 69     | 1     | Helsingborg       | 8 Jul 01  |
|                            | (30)         |             |         |        |       |                   |           |
| <i>Sloping ground</i>      |              |             |         |        |       |                   |           |
| 72.08                      | John         | Powell      | USA     | 47     | 1     | Klagshamn         | 11 Sep 87 |
| 69.80                      | Stefan       | Fernholm    | SWE     | 59     | 1     | Klagshamn         | 13 Aug 87 |
| <i>Doping-disqualified</i> |              |             |         |        |       |                   |           |
| 72.34                      | Ben          | Plucknett   | USA     | 54     | (1)   | Stockholm         | 7 Jul 81  |
| 70.84                      | Kamy         | Keshmiri    | USA     | 69     | (1)   | Salinas           | 27 May 92 |
| <b>Hammer Throw</b>        |              |             |         |        |       |                   |           |
| 86.74                      | Yuriy        | Sedykh      | RUS     | 55     | 1     | Stuttgart         | 30 Aug 86 |
| 86.66                      |              | Sedykh      |         |        | 1     | Tallinn           | 22 Jun 86 |
| 86.34                      |              | Sedykh      |         |        | 1     | Cork              | 3 Jul 84  |



| MARK                 | NAME                       | COUNTRY     | BORN    | PLACE | VENUE | DATE                    |           |
|----------------------|----------------------------|-------------|---------|-------|-------|-------------------------|-----------|
| 86.04                | Sergey                     | Litvinov    | RUS     | 58    | 1     | Dresden                 | 3 Jul 86  |
| 85.74                |                            | Litvinov    |         |       | 2     | Stuttgart               | 30 Aug 86 |
| 85.68                |                            | Sedykh      |         |       | 1     | Budapest                | 11 Aug 86 |
| 85.60                |                            | Sedykh      |         |       | 1     | London (Crystal Palace) | 13 Jul 84 |
| 85.60                |                            | Sedykh      |         |       | 1     | Moskva                  | 17 Aug 84 |
| 85.20                |                            | Litvinov    |         |       | 2     | Cork                    | 3 Jul 84  |
| 85.14                |                            | Litvinov    |         |       | 1     | London (Crystal Palace) | 11 Jul 86 |
| 85.14                |                            | Sedykh      |         |       | 1     | Moskva                  | 4 Sep 88  |
|                      | (11/2)                     |             |         |       |       |                         |           |
| 84.90                | Vadim                      | Devyatovski | BLR     | 77    | 1     | Staiki                  | 21 Jul 05 |
| 84.86                | Koji                       | Murofushi   | JPN     | 74    | 1     | Praha                   | 29 Jun 03 |
| 84.62                | Igor                       | Astapkovich | BLR     | 63    | 1     | Sevilla                 | 6 Jun 92  |
| 84.51                | Ivan                       | Tikhon      | BLR     | 76    | 1     | Grodno                  | 9 Jul 08  |
| 84.48                | Igor                       | Nikulin     | RUS     | 60    | 1     | Lausanne                | 12 Jul 90 |
| 84.40                | Jüri                       | Tamm        | EST     | 57    | 1     | Banská Bystrica         | 9 Sep 84  |
| 84.19                | Adrián                     | Annus       | HUN     | 73    | 1     | Szombathely             | 10 Aug 03 |
| 83.93                | Paweł                      | Fajdek      | POL     | 89    | 1     | Szczecin                | 9 Aug 15  |
|                      | (10)                       |             |         |       |       |                         |           |
| 83.68                | Tibor                      | Gécsek      | HUN     | 64    | 1     | Zalaegerszeg            | 19 Sep 98 |
| 83.46                | Andrey                     | Abduvaliyev | TJK/UZB | 66    | 1     | Adler                   | 26 May 90 |
| 83.43                | Aleksey                    | Zagornyi    | RUS     | 78    | 1     | Adler                   | 10 Feb 02 |
| 83.40                | Ralf                       | Haber       | GDR     | 62    | 1     | Athína                  | 16 May 88 |
| 83.38                | Szymon                     | Ziółkowski  | POL     | 76    | 1     | Edmonton                | 5 Aug 01  |
| 83.30                | Olli-Pekka                 | Karjalainen | FIN     | 80    | 1     | Lahti                   | 14 Jul 04 |
| 83.04                | Heinz                      | Weis        | GER     | 63    | 1     | Frankfurt               | 29 Jun 97 |
| 83.00                | Balázs                     | Kiss        | HUN     | 72    | 1     | Paris (Saint-Denis)     | 4 Jun 98  |
| 82.78                | Karsten                    | Kobs        | GER     | 71    | 1     | Dortmund                | 26 Jun 99 |
| 82.69                | Krisztián                  | Pars        | HUN     | 82    | 1     | Zürich                  | 16 Aug 14 |
|                      | (20)                       |             |         |       |       |                         |           |
| 82.64                | Günther                    | Rodehau     | GDR     | 59    | 1     | Dresden                 | 3 Aug 85  |
| 82.62                | Sergey                     | Kirmasov    | RUS     | 70    | 1     | Bryansk                 | 30 May 98 |
| 82.62                | Andriy                     | Skvaruk     | UKR     | 67    | 1     | Koncha-Zaspa            | 27 Apr 02 |
| 82.58                | Primož                     | Kozmus      | SLO     | 79    | 1     | Celje                   | 2 Sep 09  |
| 82.54                | Vasiliy                    | Sidorenko   | RUS     | 61    | 1     | Krasnodar               | 13 May 92 |
| 82.52                | Lance                      | Deal        | USA     | 61    | 1     | Milano                  | 7 Sep 96  |
| 82.40                | Plamen                     | Minev       | BUL     | 65    | 1     | Plovdiv                 | 1 Jun 91  |
| 82.38                | Gilles                     | Dupray      | FRA     | 70    | 1     | Chelles                 | 21 Jun 00 |
| 82.28                | Ilya                       | Konovalov   | RUS     | 71    | 1     | Tula                    | 10 Aug 03 |
| 82.24                | Benjaminas                 | Viluckis    | LTU     | 61    | 1     | Klaipeda                | 24 Aug 86 |
|                      | (31)                       |             |         |       |       |                         |           |
| 82.24                | Vyacheslav                 | Korovin     | RUS     | 62    | 1     | Chelyabinsk             | 20 Jun 87 |
|                      | <i>Doping-disqualified</i> |             |         |       |       |                         |           |
| 86.73                | Ivan                       | Tikhon      | BLR     | 76    | (1)   | Brest                   | 3 Jul 05  |
| <b>Javelin Throw</b> |                            |             |         |       |       |                         |           |
| 98.48                | Jan                        | Železný     | CZE     | 66    | 1     | Jena                    | 25 May 96 |
| 95.66                |                            | Železný     |         |       | 1     | Sheffield               | 29 Aug 93 |
| 95.54A               |                            | Železný     |         |       | 1     | Pietersburg             | 6 Apr 93  |
| 94.64                |                            | Železný     |         |       | 1     | Ostrava                 | 31 May 96 |
| 94.02                |                            | Železný     |         |       | 1     | Stellenbosch            | 26 Mar 97 |
| 93.90                | Thomas                     | Röhler      | GER     | 91    | 1     | Doha                    | 5 May 17  |
| 93.09                | Aki                        | Parviainen  | FIN     | 74    | 1     | Kuortane                | 26 Jun 99 |
| 92.80                |                            | Železný     |         |       | 1     | Edmonton                | 12 Aug 01 |
| 92.72                | Julius                     | Yego        | KEN     | 9     | 1     | Beijing                 | 26 Aug 15 |
| 92.61                | Sergey                     | Makarov     | RUS     | 73    | 1     | Sheffield               | 30 Jun 02 |
|                      | (10/5)                     |             |         |       |       |                         |           |
| 92.60                | Raymond                    | Hecht       | GER     | 68    | 1     | Oslo                    | 21 Jul 95 |
| 91.69                | Kostadínos                 | Gatsióúdis  | GRE     | 73    | 1     | Kuortane                | 24 Jun 00 |
| 91.59                | Andreas                    | Thorkildsen | NOR     | 82    | 1     | Oslo                    | 2 Jun 06  |
| 91.53                | Tero                       | Pitkämäki   | FIN     | 82    | 1     | Kuortane                | 26 Jun 05 |
| 91.46                | Steve                      | Backley     | GBR     | 69    | 1     | Auckland                | 25 Jan 92 |
|                      | (10)                       |             |         |       |       |                         |           |
| 91.29                | Breaux                     | Greer       | USA     | 76    | 1     | Indianapolis            | 21 Jun 07 |
| 90.73                | Vadims                     | Vasiļevskis | LAT     | 82    | 1     | Tallinn                 | 22 Jul 07 |
| 90.60                | Seppo                      | Räty        | FIN     | 62    | 1     | Nurmijärvi              | 20 Jul 92 |
| 90.44                | Boris                      | Henry       | GER     | 73    | 1     | Linz                    | 9 Jul 97  |
| 90.16                | Keshorn                    | Walcott     | TTO     | 93    | 1     | Lausanne                | 9 Jul 15  |
| 89.68                | Johannes                   | Vetter      | GER     | 93    | 2     | Doha                    | 5 May 17  |

| MARK   | NAME                 | COUNTRY | BORN | PLACE | VENUE                    | DATE      |
|--------|----------------------|---------|------|-------|--------------------------|-----------|
| 89.21  | Ihab Abdelrahman     | EGY     | 89   | 1     | Shanghai                 | 18 May 14 |
| 89.16A | Tom Petranoff        | USA     | 58   | 1     | Potchefstroom            | 1 Mar 91  |
| 89.15  | Zhao Qinggang        | CHN     | 85   | 1     | Incheon                  | 2 Oct 14  |
| 89.10  | Patrik Bodén<br>(20) | SWE     | 67   | 1     | Austin                   | 24 Mar 90 |
| 89.02  | Jarrod Bannister     | AUS     | 84   | 1     | Brisbane                 | 29 Feb 08 |
| 88.98  | Antti Ruuskanen      | FIN     | 84   | 1     | Pori                     | 2 Aug 15  |
| 88.90  | Aleksandr Ivanov     | RUS     | 82   | 1     | Tula                     | 7 Jun 03  |
| 88.84  | Dmitriy Tarabin      | RUS     | 91   | 1     | Moskva                   | 24 Jul 13 |
| 88.79  | Andreas Hofmann      | GER     | 91   | 1     | Offenburg                | 13 May 17 |
| 88.75  | Marius Corbett       | RSA     | 75   | 1     | Kuala Lumpur             | 21 Sep 98 |
| 88.70  | Peter Blank          | GER     | 62   | 1     | Stuttgart                | 30 Jun 01 |
| 88.36  | Matthias de Zordo    | GER     | 88   | 1     | Bruxelles                | 16 Sep 11 |
| 88.34  | Vítězslav Veselý     | CZE     | 83   | Q     | London (Olympic Stadium) | 8 Aug 12  |
| 88.29  | Julian Weber<br>(30) | GER     | 94   | 2     | Berlin                   | 3 Sep 16  |

*Javelins with roughened tails, now banned by the IAAF*

|       |                |     |    |   |             |           |
|-------|----------------|-----|----|---|-------------|-----------|
| 96.96 | Seppo Rätty    | FIN | 62 | 1 | Punkalaidun | 2 Jun 91  |
| 90.82 | Kimmo Kinnunen | FIN | 68 | 1 | Tokyo       | 26 Aug 91 |

## Decathlon

*From 2010, IAAF rule 260.27 (now 270.18) stated that – for record purposes – the average wind speed of the three affected events shall not exceed plus two metres per second. The ruling is not retrospective, but if it were then the affected marks are shown with the superscript "*

|            |                   |         |      |       |                |           |                          |       |           |
|------------|-------------------|---------|------|-------|----------------|-----------|--------------------------|-------|-----------|
| 9045       | Ashton Eaton      | USA     | 88   | 1     | Beijing        | 29 Aug 15 |                          |       |           |
| 10.23/-0.4 | 7.88/0.0          | 14.52   | 2.01 | 45.00 | 13.69/-0.2     | 43.34     | 5.20                     | 63.63 | 4:17.52   |
| 9039       | Eaton             |         |      |       |                | 1         | Eugene                   |       | 23 Jun 12 |
| 10.21/0.4  | 8.23/0.8          | 14.20   | 2.05 | 46.70 | 13.70/-0.8     | 42.81     | 5.30                     | 58.87 | 4:14.48   |
| 9026       | Roman Šebrle      | CZE     | 74   | 1     | Götzis         |           |                          |       | 27 May 01 |
| 10.64/0.0  | 8.11/1.9          | 15.33   | 2.12 | 47.79 | 13.92/-0.2     | 47.92     | 4.80                     | 70.16 | 4:21.98   |
| 8994       | Tomás Dvořák      | CZE     | 72   | 1     | Praha          |           |                          |       | 4 Jul 99  |
| 10.54/-0.1 | 7.90/1.1          | 16.78   | 2.04 | 48.08 | 13.73/0.0      | 48.33     | 4.90                     | 72.32 | 4:37.20   |
| 8902       | Dvořák            |         |      |       |                | 1         | Edmonton                 |       | 7 Aug 01  |
| 10.62/1.5  | 8.07/0.9          | 16.57   | 2.00 | 47.74 | 13.80/-0.4     | 45.51     | 5.00                     | 68.53 | 4:35.13   |
| 8900       | Dvořák            |         |      |       |                | 1         | Götzis                   |       | 4 Jun 00  |
| 10.54/1.3  | 8.03/0.0          | 16.68   | 2.09 | 48.36 | 13.89/-1.0     | 47.89     | 4.85                     | 67.21 | 4:42.33   |
| 8893       | Šebrle            |         |      |       |                | 1         | Athína                   |       | 24 Aug 04 |
| 10.85/1.5  | 7.84/0.3          | 16.36   | 2.12 | 48.36 | 14.05/1.5      | 48.72     | 5.00                     | 70.52 | 4:40.01   |
| 8893       | Eaton             |         |      |       |                | 1         | Río de Janeiro           |       | 18 Aug 16 |
| 10.46/-0.1 | 7.94/1.7          | 14.73   | 2.01 | 46.07 | 13.80/0.7      | 45.49     | 5.20                     | 59.77 | 4:23.33   |
| 8891       | Dan O'Brien       | USA     | 66   | 1     | Talence        |           |                          |       | 5 Sep 92  |
| 10.43w/2.1 | 8.08/1.8          | 16.69   | 2.07 | 48.51 | 13.98/-0.5     | 48.56     | 5.00                     | 62.58 | 4:42.10   |
| 8869       | Eaton             |         |      |       |                | 1         | London (Olympic Stadium) |       | 9 Aug 12  |
| 10.35/0.4  | 8.03/0.8          | 14.66   | 2.05 | 46.90 | 13.56/0.1      | 42.53     | 5.20                     | 61.96 | 4:33.59   |
| 8847       | Daley Thompson    | GBR     | 58   | 1     | Los Angeles    |           |                          |       | 9 Aug 84  |
| 10.44/-1.0 | 8.01/0.4          | 15.72   | 2.03 | 46.97 | 14.33/-1.1     | 46.56     | 5.00                     | 65.24 | 4:35.00   |
| 8834       | Kevin Mayer       | FRA     | 92   | 2     | Río de Janeiro |           |                          |       | 18 Aug 16 |
| 10.81/-0.4 | 7.60/0.1          | 15.76   | 2.04 | 48.28 | 14.02/0.7      | 46.78     | 5.40                     | 65.04 | 4:25.49   |
| 8832       | Jürgen Hingsen    | FRG     | 58   | 1     | Mannheim       |           |                          |       | 9 Jun 84  |
| 10.70w/2.9 | 7.76              | 16.42   | 2.07 | 48.05 | 14.07/0.2      | 49.36     | 4.90                     | 59.86 | 4:19.75   |
| 8820       | Bryan Clay        | USA     | 80   | 2     | Athína         |           |                          |       | 24 Aug 04 |
| 10.44w/2.2 | 7.96/0.2          | 15.23   | 2.06 | 49.19 | 14.13/1.5      | 50.11     | 4.90                     | 69.71 | 4:41.65   |
| 8815       | Erki Nool         | EST     | 70   | 2     | Edmonton       |           |                          |       | 7 Aug 01  |
| 10.60/1.5  | 7.63/2.0          | 14.90   | 2.03 | 46.23 | 14.40/0.0      | 43.40     | 5.40                     | 67.01 | 4:29.58   |
| 8792       | Uwe Freimuth      | GDR     | 61   | 1     | Potsdam        |           |                          |       | 21 Jul 84 |
| 11.06      | 7.79              | 16.30   | 2.03 | 48.43 | 14.66          | 46.58     | 5.15                     | 72.42 | 4:25.19   |
| 8790       | Trey Hardee       | USA     | 84   | 1     | Berlin         |           |                          |       | 20 Aug 09 |
| 10.45/0.2  | 7.83/1.9          | 15.33   | 1.99 | 48.13 | 13.86/0.3      | 48.08     | 5.20                     | 68.00 | 4:48.91   |
| 8784       | Tom Pappas        | USA     | 76   | 1     | Stanford       |           |                          |       | 22 Jun 03 |
| 10.78/0.2  | 7.96/1.4          | 16.28   | 2.17 | 48.22 | 14.13/1.7      | 45.84     | 5.20                     | 60.77 | 4:48.12   |
| 8762       | Siegfried Wentz   | FRG     | 60   | 2     | Bernhausen     |           |                          |       | 5 Jun 83  |
| 10.89      | 7.49              | 15.35   | 2.09 | 47.38 | 14.00          | 46.90     | 4.80                     | 70.68 | 4:24.90   |
| 8735       | Eduard Hämäläinen | FIN/BLR | 69   | 1     | Götzis         |           |                          |       | 29 May 94 |
| 10.50w/2.1 | 7.26/1.0          | 16.05   | 2.11 | 47.63 | 13.82/-3.0     | 49.70     | 4.90                     | 60.32 | 4:35.09   |
| 8727       | Dave Johnson      | USA     | 63   | 1     | Azusa          |           |                          |       | 24 Apr 92 |
| 10.96/0.4  | 7.52w/4.5         | 14.61   | 2.04 | 48.19 | 14.17/0.3      | 49.88     | 5.28                     | 66.96 | 4:29.38   |

| MARK       | NAME                | COUNTRY    | BORN       | PLACE | VENUE          | DATE      |
|------------|---------------------|------------|------------|-------|----------------|-----------|
| 8725       | Dmitriy Karpov      | KAZ        | 81         | 3     | Athína         | 24 Aug 04 |
| 10.50w/2.2 | 7.81/-0.9 15.93     | 2.09 46.81 | 13.97/1.5  | 51.65 | 4.60 55.54     | 4:38.11   |
| 8709       | Aleksandr Apaychev  | UKR        | 61         | 1     | Neubrandenburg | 3 Jun 84  |
| 10.96      | 7.57 16.00          | 1.97 48.72 | 13.93      | 48.00 | 4.90 72.24     | 4:26.51   |
| 8706       | Frank Busemann      | GER        | 75         | 2     | Atlanta        | 1 Aug 96  |
| 10.60/0.7  | 8.07/0.8 13.60      | 2.04 48.34 | 13.47/0.3  | 45.04 | 4.80 66.86     | 4:31.41   |
| 8698       | Grigoriy Degtyaryov | RUS        | 58         | 1     | Kiyev          | 22 Jun 84 |
| 10.87/0.7  | 7.42/0.1 16.03      | 2.10 49.75 | 14.53/0.3  | 51.20 | 4.90 67.08     | 4:23.09   |
| 8695       | Damian Warner       | CAN        |            |       |                |           |
| 10.31/-0.4 | 7.65/0.2 14.44      | 2.04 47.30 | 13.63/-0.2 | 44.99 | 4.80 63.50     | 4:31.51   |
|            | (20)                |            |            |       |                |           |
| 8694*      | Chris Huffins       | USA        | 70         | 1     | New Orleans    | 20 Jun 98 |
| 10.31w/3.5 | 7.76w/2.5 15.43     | 2.18 49.02 | 14.02/1.0  | 53.22 | 4.60 61.59     | 4:59.43   |
| 8680       | Torsten Voss        | GDR        | 63         | 1     | Roma           | 4 Sep 87  |
| 10.69/-0.3 | 7.88/1.2 14.98      | 2.10 47.96 | 14.13/0.1  | 43.96 | 5.10 58.02     | 4:25.93   |
| 8670       | Michael Schrader    | GER        | 87         | 2     | Moskva         | 11 Aug 13 |
| 10.73/-0.5 | 7.85/0.2 14.56      | 1.99 47.66 | 14.29/0.4  | 46.44 | 5.00 65.67     | 4:25.38   |
| 8667       | Guido Kratschmer    | FRG        | 53         | 1     | Bernhausen     | 14 Jun 80 |
| 10.58w/2.4 | 7.80 15.47          | 2.00 48.04 | 13.92      | 45.52 | 4.60 66.50     | 4:24.15   |
| 8654       | Leonel Suárez       | CUB        | 87         | 1     | La Habana      | 4 Jul 09  |
| 11.07/0.7  | 7.42/0.8 14.39      | 2.09 47.65 | 14.15/-0.6 | 46.07 | 4.70 77.47     | 4:27.29   |
| 8644       | Steve Fritz         | USA        | 67         | 4     | Atlanta        | 1 Aug 96  |
| 10.90/0.8  | 7.77/0.9 15.31      | 2.04 50.13 | 13.97/0.3  | 49.84 | 5.10 65.70     | 4:38.26   |
| 8644       | Maurice Smith       | JAM        | 80         | 2     | Osaka          | 1 Sep 07  |
| 10.62/0.7  | 7.50/0.0 17.32      | 1.97 47.48 | 13.91/-0.2 | 52.36 | 4.80 53.61     | 4:33.52   |
| 8634       | Bruce Jenner        | USA        | 49         | 1     | Montreal       | 30 Jul 76 |
| 10.94/0.0  | 7.22/0.0 15.35      | 2.03 47.51 | 14.84/0.0  | 50.04 | 4.80 68.52     | 4:12.61   |
| 8627       | Robert Zmelík       | CZE        | 69         | 1     | Götzis         | 31 May 92 |
| 10.62w/2.1 | 8.02/0.2 13.93      | 2.05 48.73 | 13.84/1.2  | 44.44 | 4.90 61.26     | 4:24.83   |
| 8626       | Michael Smith       | CAN        | 67         | 1     | Götzis         | 26 May 96 |
| 11.23/-0.6 | 7.72/0.6 16.94      | 1.97 48.69 | 14.77/-2.4 | 52.90 | 4.90 71.22     | 4:41.95   |
|            | (30)                |            |            |       |                |           |

**20,000 Metres Walk (track)**

|           |                  |     |    |   |                 |           |
|-----------|------------------|-----|----|---|-----------------|-----------|
| 1:17:25.6 | Bernardo Segura  | MEX | 70 | 1 | Bergen (Fana)   | 7 May 94  |
| 1:18:03.3 | Bo Lingtang      | CHN | 70 | 1 | Beijing         | 7 Apr 94  |
| 1:18:35.2 | Stefan Johansson | SWE | 67 | 1 | Bergen (Fana)   | 15 May 92 |
| 1:18:40.0 | Ernesto Canto    | MEX | 59 | 1 | Bergen (Fana)   | 5 May 84  |
| 1:18:45.2 | Tan Mingjun      | CHN | 70 | 2 | Beijing         | 7 Apr 94  |
| 1:19:15.7 | Chen Shaoguo     | CHN | 71 | 3 | Beijing         | 7 Apr 94  |
| 1:19:18.3 | Ronald Weigel    | GDR | 59 | 1 | Bergen (Fana)   | 26 May 90 |
| 1:19:22.5 | Aleksey Pershin  | RUS | 62 | 1 | Bergen (Fana)   | 7 May 88  |
| 1:19:24.1 | Walter Arena     | ITA | 64 | 2 | Bergen (Fana)   | 26 May 90 |
| 1:19:42.1 | Yohann Diniz     | FRA | 78 | 1 | Bogny-sur-Marne | 2 May 14  |
|           | (10)             |     |    |   |                 |           |

**20 Kilometres Walk (road)**

|         |                            |     |    |   |                     |           |
|---------|----------------------------|-----|----|---|---------------------|-----------|
| 1:16:36 | Yusuke Suzuki              | JPN | 88 | 1 | Nomi                | 15 Mar 15 |
| 1:16:43 | Sergey Morozov             | RUS | 88 | 1 | Saransk             | 8 Jun 08  |
| 1:17:02 | Yohann Diniz               | FRA | 78 | 1 | Arles               | 8 Mar 15  |
| 1:17:16 | Vladimir Kanaykin          | RUS | 85 | 1 | Saransk             | 29 Sep 07 |
| 1:17:21 | Jefferson Pérez            | ECU | 74 | 1 | Paris (Saint-Denis) | 23 Aug 03 |
| 1:17:22 | Francisco Javier Fernández | ESP | 77 | 1 | Turku               | 28 Apr 02 |
| 1:17:23 | Vladimir Stankin           | RUS | 74 | 1 | Adler               | 8 Feb 04  |
| 1:17:24 | Diniz                      |     |    | 1 | Lugano              | 15 Mar 15 |
| 1:17:33 | Nathan Deakes              | AUS | 77 | 1 | Cixi                | 23 Apr 05 |
| 1:17:36 | Kanaykin                   |     |    | 1 | Cheboksary          | 17 Jun 07 |
|         | (10/8)                     |     |    |   |                     |           |
| 1:17:36 | Wang Zhen                  | CHN | 91 | 1 | Taicang             | 30 Mar 12 |
| 1:17:38 | Valeriy Borchin            | RUS | 86 | 1 | Adler               | 28 Feb 09 |
|         | (10)                       |     |    |   |                     |           |
| 1:17:40 | Chen Ding                  | CHN | 92 | 2 | Taicang             | 30 Mar 12 |
| 1:17:41 | Zhu Hongjun                | CHN | 83 | 2 | Cixi                | 23 Apr 05 |
| 1:17:46 | Julio Martínez             | GUA | 73 | 1 | Eisenhüttenstadt    | 8 May 99  |
| 1:17:46 | Roman Rasskazov            | RUS | 79 | 1 | Moskva              | 19 May 00 |

| MARK                              | NAME      | COUNTRY         | BORN | PLACE | VENUE | DATE                |           |
|-----------------------------------|-----------|-----------------|------|-------|-------|---------------------|-----------|
| 1:17:53                           |           | Cui Zhide       | CHN  | 83    | 3     | Cixi                | 23 Apr 05 |
| 1:17:54                           |           | Wang Kaihua     | CHN  | 94    | 1     | Huangshan           | 4 Mar 17  |
| 1:17:56                           | Alejandro | López           | MEX  | 75    | 2     | Eisenhüttenstadt    | 8 May 99  |
| 1:18:03                           | Eiki      | Takahashi       | JPN  | 92    | 2     | Nomi                | 15 Mar 15 |
| 1:18:05                           | Dmitriy   | Yesipchuk       | RUS  | 74    | 1     | Adler               | 4 Mar 01  |
| 1:18:06                           | Viktor    | Burayev         | RUS  | 82    | 2     | Adler               | 4 Mar 01  |
|                                   | (20)      |                 |      |       |       |                     |           |
| 1:18:06                           | Vladimir  | Parvatkin       | RUS  | 84    | 1     | Adler               | 12 Mar 05 |
| 1:18:07                           |           | Li Gaobo        | CHN  | 89    | 4     | Cixi                | 23 Apr 05 |
| 1:18:12                           | Artur     | Meleshkevich    | BLR  | 75    | 1     | Brest               | 10 Mar 01 |
| 1:18:13                           | Pavol     | Blazek          | SVK  | 58    | 1     | Hildesheim          | 16 Sep 90 |
| 1:18:13                           |           | Wang Hao        | CHN  | 89    | 1     | Jinan               | 22 Oct 09 |
| 1:18:14                           | Mikhail   | Khmelnitskiy    | BLR  | 69    | 1     | Soligorsk           | 13 May 00 |
| 1:18:14                           | Noé       | Hernández       | MEX  | 78    | 4     | Paris (Saint-Denis) | 23 Aug 03 |
| 1:18:16                           | Vladimir  | Andreyev        | RUS  | 66    | 2     | Moskva              | 19 May 00 |
| 1:18:17                           | Ilya      | Markov          | RUS  | 72    | 2     | Adler               | 12 Mar 05 |
| 1:18:18                           | Yevgeniy  | Misyulya        | BLR  | 64    | 1     | Eisenhüttenstadt    | 11 May 96 |
|                                   | (30)      |                 |      |       |       |                     |           |
| 1:18:18                           | Sergey    | Bakulin         | RUS  | 86    | 2     | Adler               | 23 Feb 08 |
| <i>Doping-disqualified</i>        |           |                 |      |       |       |                     |           |
| 1:16:53                           | Vladimir  | Kanaykin        | RUS  | 85    | (2)   | Saransk             | 8 Jun 08  |
| 1:17:30                           | Alex      | Schwazer        | ITA  | 84    | (1)   | Lugano              | 18 Mar 12 |
| 1:17:47                           | Andrey    | Ruzavin         | RUS  | 86    | (1)   | Sochi               | 18 Feb 12 |
| 1:17:52                           | Sergey    | Morozov         | RUS  | 88    | (2)   | Sochi               | 18 Feb 12 |
| <b>30,000 Metres Walk (track)</b> |           |                 |      |       |       |                     |           |
| 2:01:44.1                         | Maurizio  | Damilano        | ITA  | 57    | 1     | Cuneo               | 3 Oct 92  |
| 2:03:56.5                         | Thierry   | Toutain         | FRA  | 62    | 1     | Héricourt           | 24 Mar 91 |
| 2:04:55.5                         | Guillaume | Leblanc         | CAN  | 62    | 1     | Sept-Îles           | 16 Jun 90 |
| 2:06:54.0                         | Ralf      | Kowalsky        | GDR  | 62    | 1     | Berlin              | 28 Mar 82 |
| 2:07:59.8                         | José      | Marín           | ESP  | 50    | 1     | Barcelona           | 8 Apr 79  |
| 2:08:16.0                         | Nikolay   | Udovenko        | UKR  | 56    | 1     | Kiyev               | 5 Oct 79  |
| 2:08:21+                          | German    | Skurygin        | RUS  | 63    | 1     | Ishevsk             | 9 Sep 01  |
| 2:08:39.0                         | Jordi     | Llopart         | ESP  | 52    | 1     | Barcelona           | 8 Apr 79  |
| 2:08:50.7                         | Martial   | Fesselier       | FRA  | 61    | 1     | Caen                | 1 Apr 90  |
| 2:09:21.0                         | Craig     | Barrett         | NZL  | 71    | 1     | Auckland            | 19 Jul 98 |
| <b>50,000 Metres Walk (track)</b> |           |                 |      |       |       |                     |           |
| 3:35:27.2                         | Yohann    | Diniz           | FRA  | 78    | 1     | Reims               | 12 Mar 11 |
| 3:40:57.9                         | Thierry   | Toutain         | FRA  | 62    | 1     | Héricourt           | 29 Sep 96 |
| 3:41:28.2                         | René      | Piller          | FRA  | 65    | 1     | Bergen (Fana)       | 7 May 94  |
| 3:41:38.4                         | Raúl      | González        | MEX  | 52    | 1     | Bergen (Fana)       | 25 May 79 |
| 3:43:50.0                         | Simon     | Baker           | AUS  | 58    | 1     | Melbourne           | 9 Sep 90  |
| 3:46:11.0                         | Nikolay   | Udovenko        | UKR  | 56    | 1     | Uzhgorod            | 3 Oct 80  |
| 3:48:05.9                         | Carlos    | Mercenário      | MEX  | 67    | 1     | Bergen (Fana)       | 15 May 92 |
| 3:48:13.7                         |           | Zhao Yongshen   | CHN  | 70    | 2     | Bergen (Fana)       | 7 May 94  |
| 3:48:59.0                         | Vladimir  | Rezayev         | URS  | 50    | 2     | Bergen (Fana)       | 2 May 80  |
| 3:49:19.1                         | Sylvain   | Caudron         | FRA  | 69    | 2     | Héricourt           | 29 Sep 96 |
| <b>50 Kilometres Walk (road)</b>  |           |                 |      |       |       |                     |           |
| 3:32:33                           | Yohann    | Diniz           | FRA  | 78    | 1     | Zürich              | 15 Aug 14 |
| 3:34:14                           | Denis     | Nizhegorodov    | RUS  | 80    | 1     | Cheboksary          | 11 May 08 |
| 3:34:38                           | Matej     | Tóth            | SVK  | 83    | 1     | Dudince             | 21 Mar 15 |
| 3:35:29                           |           | Nizhegorodov    |      |       | 1     | Cheboksary          | 13 Jun 04 |
| 3:35:47                           | Nathan    | Deakes          | AUS  | 77    | 1     | Geelong             | 2 Dec 06  |
| 3:36:03                           | Robert    | Korzeniowski    | POL  | 68    | 1     | Paris (Saint-Denis) | 27 Aug 03 |
| 3:36:04                           | Alex      | Schwazer        | ITA  | 84    | 1     | Rosignano Solvay    | 11 Feb 07 |
| 3:36:06                           |           | Yu Chaohong     | CHN  | 76    | 1     | Nanjing             | 22 Oct 05 |
| 3:36:13                           |           | Zhao Chengliang | CHN  | 84    | 2     | Nanjing             | 22 Oct 05 |
| 3:36:20                           |           | Han Yucheng     | CHN  | 78    | 1     | Nanning             | 27 Feb 05 |
|                                   | (10/9)    |                 |      |       |       |                     |           |
| 3:36:42                           | German    | Skurygin        | RUS  | 63    | 2     | Paris (Saint-Denis) | 27 Aug 03 |
|                                   | (10)      |                 |      |       |       |                     |           |



| MARK                        | NAME       | COUNTRY   | BORN | PLACE | VENUE | DATE                     |           |
|-----------------------------|------------|---|------|-------|-------|--------------------------|-----------|
| 3:36:53                     | Jared      | Tallent   | AUS  | 84    | 2     | London                   | 11 Aug 12 |
| 3:37:16                     |            | Si Tianfeng   | CHN  | 84    | 3     | London                   | 11 Aug 12 |
| 3:37:26                     | Valeriy    | Spitsyn   | RUS  | 65    | 1     | Moskva                   | 21 May 00 |
| 3:37:41                     | Andrey     | Perlov  | RUS  | 61    | 1     | Leningrad                | 5 Aug 89  |
| 3:37:41                     | Ivan       | Noskov  | RUS  | 88    | 3     | Zürich                   | 15 Aug 14 |
| 3:37:46                     | Andreas    | Erm   | GER  | 76    | 3     | Paris (Saint-Denis)      | 27 Aug 03 |
| 3:37:54                     | Robert     | Heffernan   | IRL  | 78    | 3     | London                   | 11 Aug 12 |
| 3:37:58                     |            | Xing Shucaï   | CHN  | 84    | 2     | Nanning                  | 27 Feb 05 |
| 3:38:01                     | Aleksey    | Voyevodin   | RUS  | 70    | 4     | Paris (Saint-Denis)      | 27 Aug 03 |
| 3:38:08                     | Sergey     | Kirdyapkin  | RUS  | 80    | 1     | Helsinki                 | 12 Aug 05 |
|                             | (20)       |   |      |       |       |                          |           |
| 3:38:08                     | Igor       | Yerokhin  | RUS  | 85    | 1     | Saransk                  | 8 Jun 08  |
| 3:38:17                     | Ronald     | Weigel  | GDR  | 59    | 1     | Potsdam                  | 25 May 86 |
| 3:38:29                     | Vyacheslav | Ivanenko  | RUS  | 61    | 1     | Seoul                    | 30 Sep 88 |
| 3:38:43                     | Valentí    | Massana   | ESP  | 70    | 1     | Orense                   | 20 Mar 94 |
| 3:38:58                     | Mikhail    | Ryzhov  | RUS  | 91    | 2     | Moskva                   | 14 Aug 13 |
| 3:39:01                     |            | Li Jianbo   | CHN  | 86    | 7     | London                   | 11 Aug 12 |
| 3:39:17                     |            | Dong Jimin  | CHN  | 85    | 4     | Nanning                  | 27 Feb 05 |
| 3:39:21                     | Vladimir   | Potemin   | RUS  | 80    | 2     | Moskva                   | 21 May 00 |
| 3:39:22                     | Sergey     | Korepanov   | KAZ  | 64    | 1     | Mézidon-Canon            | 2 May 99  |
| 3:39:34                     | Valentin   | Kononen   | FIN  | 69    | 1     | Dudince                  | 25 Mar 00 |
|                             | (30)       |   |      |       |       |                          |           |
| <i>Doping-disqualified</i>  |            |   |      |       |       |                          |           |
| 3:35:59                     | Sergey     | Kirdyapkin  | RUS  | 80    | (1)   | London                   | 11 Aug 12 |
| 3:36:55                     | Vladimir   | Kanaykin  | RUS  | 85    | (2)   | Cheboksary               | 11 May 08 |
| 3:37:54                     | Igor       | Yerokhin  | RUS  | 85    | (5)   | London                   | 11 Aug 12 |
| 3:38:46                     | Sergey     | Bakulin   | RUS  | 86    | (1)   | Saransk                  | 12 Jun 11 |
| <b>4 x 100 Metres Relay</b> |            |   |      |       |       |                          |           |
| 36.84                       | JAM        | N Carter 10.1, Frater 8.9, Blake 9.0, Bolt 8.8        |      | 1     |       | London (Olympic Stadium) | 11 Aug 12 |
| 37.04                       | JAM        | N Carter 10.2, Frater 9.0, Blake 9.0, Bolt 8.8        |      | 1     |       | Daegu                    | 4 Sep 11  |
| 37.10                       | JAM        | N Carter 10.41, M Frater 9.01, Bolt 8.98, Powell 8.70 |      | 1     |       | Beijing                  | 22 Aug 08 |
| 37.27                       | JAM        | Powell 10.3, Blake 9.1, Ashmeade 9.3, Bolt 8.6        |      | 1     |       | Río de Janeiro           | 19 Aug 16 |
| 37.31                       | JAM        | Mullings 10.57, Frater 9.29, Bolt 8.77, Powell 8.68   |      | 1     |       | Berlin                   | 22 Aug 09 |
| 37.36                       | JAM        | Carter, Bailey Cole, Ashmeade, Bolt                   |      | 1     |       | Moskva                   | 18 Aug 13 |
| 37.36                       | JAM        | Carter, Powell, Ashmeade, Bolt                        |      | 1     |       | Beijing                  | 29 Aug 15 |
| 37.38                       | USA        | Rodgers, Gatlin, Gay, Bailey                          |      | 1     |       | Nassau                   | 2 May 15  |
| 37.39                       | JAM        | Carter, Frater, Blake, Bailey-Cole                    |      | 1h1   |       | London (Olympic Stadium) | 10 Aug 12 |
| 37.40                       | USA        | Marsh, Burrell, Mitchell, C Lewis                     |      | 1     |       | Barcelona                | 8 Aug 92  |
| 37.40                       | USA        | Drummond, Cason, D Mitchell, L Burrell                |      | 1s1   |       | Stuttgart                | 21 Aug 93 |
|                             |            | (11 performances by 2 nations)                        |      |       |       |                          |           |
| 37.60                       | JPN        | Yamagata 10.2, Iizuka 9.2, Kiryu 9.2, Cambridge 9.0   |      | 2     |       | Río de Janeiro           | 19 Aug 16 |
| 37.62                       | TTO        | Brown, Burns, Callander, Thompson                     |      | 2     |       | Berlin                   | 22 Aug 09 |
| 37.64                       | CAN        | Haynes 10.4, A Brown 9.1, Rodney 9.3, De Grasse 8.8   |      | 3     |       | Río de Janeiro           | 19 Aug 16 |
| 37.73                       | GBR        | Gardener, Campbell, Devonish, Chambers                |      | 2     |       | Sevilla                  | 29 Aug 99 |
| 37.79                       | FRA        | Morinière, Sangouma, Trouabal, Marie-Rose             |      | 1     |       | Split                    | 1 Sep 90  |
| 37.82                       | CHN        | Tang, Xie, Su, Zhang                                  |      | 2h1   |       | Río de Janeiro           | 18 Aug 16 |
| 37.90                       | BRA        | de Lima, Ribeiro, A da Silva, Cl da Silva             |      | 2     |       | Sydney                   | 30 Sep 00 |
| 37.94                       | NGR        | O Ezinwa, Adeniken, Obikwelu, D Ezinwa                |      | 1s2   |       | Athína                   | 9 Aug 97  |
|                             |            | (10)  |      |       |       |                          |           |
| 38.00                       | CUB        | Simón, Lamela, Isasi, Aguilera                        |      | 3     |       | Barcelona                | 8 Aug 92  |
| 38.01                       | ANT        | Walsh, D. Bailey, Jarvis, Francis                     |      | 4h2   |       | Beijing                  | 29 Aug 15 |
| 38.02                       | URS        | Yevgenyev, Bryzgin, Muravyov, Krylov                  |      | 2     |       | Roma                     | 6 Sep 87  |
| 38.02                       | GER        | Reus, Unger, Kosenkov, Jakubczyk                      |      | 1     |       | Weinheim                 | 27 Jul 12 |
| 38.12                       | GHA        | Duah, Nkansah, Zakari, Tuffour                        |      | 1s1   |       | Athína                   | 9 Aug 97  |
| 38.17                       | AUS        | Henderson, Jackson, Brimacombe, Marsh                 |      | 1s2   |       | Göteborg                 | 12 Aug 95 |
| 38.17                       | ITA        | Donati, Collio, Di Gregorio, Checcucci                |      | 2     |       | Barcelona                | 1 Aug 10  |
| 38.29                       | NED        | Mariano, Martina, Codrington van Luijk                |      | 1     |       | Helsinki                 | 1 Jul 12  |
| 38.30                       | TUR        | Safer, Harvey, Barnes, Guliyev                        |      | 4h1   |       | Río de Janeiro           | 18 Aug 16 |
| 38.31                       | POL        | Masztak, Kuć, Kubaczyk, Kryński                       |      | 6h2   |       | London (Olympic Stadium) | 10 Aug 12 |
|                             |            | (20)  |      |       |       |                          |           |
| 38.35                       | RSA        | Bruintjies, Magakwe, Titi, Simbine                    |      | 4     |       | Glasgow                  | 2 Aug 14  |
| 38.41                       | SKN        | Lestrod, Rogers, Adams, Lawrence                      |      | 6h1   |       | London (Olympic Stadium) | 10 Aug 12 |
| 38.45                       | AHO        | Goeloe, Raffaella, Duzant, Martina                    |      | 6     |       | Helsinki                 | 13 Aug 05 |
| 38.46                       | RUS        | Zharov, Krylov, Fatun, Goremykin                      |      | 4     |       | Split                    | 1 Sep 90  |
| 38.46                       | ESP        | Viles, Ruiz, Hortelano, Rodríguez                     |      | 4h1   |       | Moskva                   | 18 Aug 13 |

| MARK                        | COUNTRY         | TEAM  | PLACE | VENUE                    | DATE      |
|-----------------------------|-----------------|---|-------|--------------------------|-----------|
| 38.47                       | HKG             | Tang Yikchun, Lai Chunho, Ng Kafung, Tsui Chiho                             | 1     | Taipei                   | 26 May 12 |
| 38.52                       | BAH             | Griffith, Fraser, Hart, T.Smith   | 3h1   | Glasgow                  | 1 Aug 14  |
| 38.52                       | DOM             | De Oloe, Andujar, Del Carmen, Martinez                                      | 1     | Rio de Janeiro           | 16 May 16 |
| 38.53                       | UKR             | Rurak, Osovich, Kramarenko, Dologodin                                       | 1     | Madrid                   | 1 Jun 96  |
| 38.54                       | SUI             | Mancini, Schenkel, Somasundaran, Wilson<br>(30)                             | 2h1   | Zürich                   | 18 Aug 14 |
| <i>Doping-disqualified</i>  |                 |   |       |                          |           |
| 37.04                       | USA             | Kimmons, Gatlin, Gay (DQ), Bailey   | (2)   | London                   | 11 Aug 12 |
| 37.38                       | USA             | Demps, Patton, Kimmons, Gatlin [Gay (DQ)]                                   | (1h2) | London                   | 10 Aug 12 |
| 37.91                       | NGR             | Asonze, Obikwelu, Effiong, Aliu   | (3)   | Sevilla                  | 29 Aug 99 |
| <b>4 x 200 Metres Relay</b> |                 |   |       |                          |           |
| 1:18.63                     | JAM             | Ashmeade 20.5, Weir 19.2, J. Brown 19.6, Blake 19.4                         | 1     | Nassau                   | 24 May 14 |
| 1:18.68                     | USA             | (Santa Monica TC) Marsh 20.0, Burrell 19.6, Heard 19.7, Lewis 19.4          | 1     | Walnut                   | 17 Apr 94 |
| 1:19.10                     | World All-Stars | Drummond USA 20.4, Mitchell USA 19.3, Bridgewater USA 20.3, Regis GBR 19.12 | 2     | Walnut                   | 17 Apr 94 |
| 1:19.11                     | USA             | (Santa Monica TC) Marsh 20.4, Burrell 19.7, Heard 19.8, Lewis 19.2          | 1     | Philadelphia             | 25 Apr 92 |
| 1:19.16                     | USA             | Crawford, Clay, Patton, Gatlin  | 1     | Philadelphia             | 26 Apr 03 |
| 1:19.20                     | CAN             | Smellie, Rodney, De Grasse, A Brown   | 1     | Gainesville              | 2 Apr 16  |
| 1:19.38                     | USA             | (Santa Monica TC) Everett 20.2, Burrell 19.7, Heard 19.9, Lewis 19.6        | 1     | Koblenz                  | 23 Aug 89 |
| 1:19.39                     | USA             | Drummond, Crawford, B Williams, Greene                                      | 1     | Philadelphia             | 28 Apr 01 |
| <i>More nations</i>         |                 |   |       |                          |           |
| 1:20.51                     | SKN             | A Adams, L Roland, BJ Lawrence, A Clarke                                    | 2     | Nassau                   | 24 May 14 |
| 1:20.66                     | FRA             | Lemaitre, Fonsat, Bassaw, Romain  | 3     | Nassau                   | 25 May 14 |
| 1:21.10                     | ITA             | Tilli, Simionato, Bongiorno, Mennea   | 1     | Cagliari                 | 29 Sep 83 |
| 1:21.22                     | POL             | Tulin, Balcerzak, Pilarczyk, Urbas  | 2     | Gdansk                   | 14 Jul 01 |
| 1:21.29                     | GBR             | Adam, Mafe, Christie, Regis   | 1     | Birmingham               | 23 Jun 89 |
| 1:21.32                     | UKR             | Vanyaykin, Tverdokhleb, Streltsov, Dologodin                                | 1     | Portsmouth               | 5 Jun 93  |
| 1:21.39                     | TTO             | Morain, Telesford, Greaux, Callender  | 4     | Nassau                   | 23 Apr 17 |
| <b>4 x 400 Metres Relay</b> |                 |   |       |                          |           |
| 2:54.29                     | USA             | Valmon 44.5, Watts 43.6, Reynolds 43.23, Johnson 42.94                      | 1     | Stuttgart                | 22 Aug 93 |
| 2:55.39                     | USA             | Merritt 44.4, Taylor 43.7, Neville 44.16, Wariner 43.18                     | 1     | Beijing                  | 23 Aug 08 |
| 2:55.56                     | USA             | Merritt 44.4, Taylor 43.7, Williamson 44.32, Wariner 43.10                  | 1     | Osaka                    | 2 Sep 07  |
| 2:55.74                     | USA             | Valmon 44.6, Watts 43.00, M.Johnson 44.73, S Lewis 43.41                    | 1     | Barcelona                | 8 Aug 92  |
| 2:55.91                     | USA             | O Harris 44.5, Brew 43.6, Wariner 43.98, Williamson 43.83                   | 1     | Athina                   | 28 Aug 04 |
| 2:55.99                     | USA             | L Smith 44.62, A Harrison 43.84, Mills 43.66, Maybank 43.87                 | 1     | Atlanta                  | 3 Aug 96  |
| 2:56.16A                    | USA             | Matthews 45.0, Freeman 43.2, James 43.9, Evans 44.1                         | 1     | Ciudad de México         | 20 Oct 68 |
| 2:56.16                     | USA             | Everett 43.79, S Lewis 43.69, Robinzine 44.74, Reynolds 43.94               | 1     | Seoul                    | 1 Oct 88  |
| 2:56.60                     | GBR             | I Thomas 44.92, Baulch 44.19, Richardson 43.62, Black 43.87                 | 2     | Atlanta                  | 3 Aug 96  |
| 2:56.65                     | GBR             | Thomas 44.8, Black 44.2, Baulch 44.08, Richardson 43.57<br>(10/2)           | 1     | Athina                   | 10 Aug 97 |
| 2:56.72                     | BAH             | Brown 44.9, Pinder 43.5, Mathieu 44.25, Miller 44.01                        | 1     | London (Olympic Stadium) | 10 Aug 12 |
| 2:56.75                     | JAM             | McDonald 44.5, Haughton 44.4, McFarlane 44.37, Clarke 43.51                 | 2     | Athina                   | 10 Aug 97 |
| 2:58.00                     | POL             | Rysiukiewicz 45.6, Czubak 44.2, Haczek 44.0, Mackowiak 44.2                 | 2     | Uniondale, NY            | 22 Jul 98 |
| 2:58.20                     | TTO             | Quow 44.8, L Gordon 44.1, Lendore 44.85, Cedenio 44.47                      | 2     | Beijing                  | 30 Aug 15 |
| 2:58.52                     | BEL             | Watrín 46.0, J Borée 44.1, D Borlée 44.71, K Borlée 43.67                   | 4     | Río de Janeiro           | 20 Aug 16 |
| 2:58.56                     | BRA             | Parrela, da Silva, dos Santos, de Araújo                                    | 2     | Winnipeg                 | 30 Jul 99 |
| 2:58.68                     | NGR             | Chukwu 45.18, Monye 44.49, Bada 44.70, Udo-Obong 44.31                      | 2     | Sydney                   | 30 Sep 00 |
| 2:58.96                     | FRA             | Djhône 45.4, Keita 44.7, Diagana 44.69, Raquil 44.15<br>(10)                | 1     | Paris (Saint-Denis)      | 31 Aug 03 |
| 2:59.06                     | BOT             | Makwala 44.9, Sibanda 43.9, Nkobolo 44.94, Maotoanong 45.28                 | 5     | Río de Janeiro           | 20 Aug 16 |
| 2:59.13                     | CUB             | Martínez 45.6, Herrera 44.38, Tellez 44.81, Hernández 44.34                 | 1h2   | Barcelona                | 7 Aug 92  |
| 2:59.21                     | RSA             | Pistorius 45.58, Mogawane 43.97, de Beer 44.46, Victor 45.20                | 3h1   | Daegu                    | 1 Sep 11  |
| 2:59.38                     | RUS             | Dyldin 45.1, Ivashko 44.1, Uglov 45.28, Krasnov 44.83                       | 2     | Zürich                   | 17 Aug 14 |
| 2:59.63                     | KEN             | D Kitur 45.4, S Kitur 45.13, Kipkemboi 44.76, Kemboi 44.34                  | 3h2   | Barcelona                | 7 Aug 92  |
| 2:59.70                     | AUS             | Frayne 45.38, Clark 43.86, Minihan 45.07, Mitchell 45.39                    | 4     | Los Angeles              | 11 Aug 84 |
| 2:59.86                     | GDR             | Möller 45.8, Schersing 44.8, Carlowitz 45.3, Schönlebe 44.1                 | 1     | Erfurt                   | 23 Jun 85 |
| 2:59.95                     | YUG             | Jovković, Đurović, Macev, Branković 44.3                                    | 2h3   | Tokyo                    | 31 Aug 91 |
| 2:59.96                     | FRG             | Dobeleit 45.7, Henrich 44.3, Itt 45.12, Schmid 44.93                        | 4     | Roma                     | 6 Sep 87  |
| 3:00.15                     | DOM             | Cuesta 45.4, Spriano 43.8, J Santos 46.58, L Santos 44.36<br>(20)           | 6h2   | Beijing                  | 29 Aug 15 |
| 3:00.64                     | SEN             | Diarra 46.53, Dia 44.94, Ndiaye 44.70, Faye 44.47                           | 4     | Atlanta                  | 3 Aug 96  |
| 3:00.76                     | JPN             | Karube 45.88, Ito 44.86, Osakada 45.08, Omori 44.94                         | 5     | Atlanta                  | 3 Aug 96  |
| 3:00.79                     | ZIM             | Chiwira 46.2, Mukomana 44.6, Ngidhi 45.79, Harnden 44.20                    | 1h3   | Athina                   | 9 Aug 97  |
| 3:00.82A                    | VEN             | A Ramírez 45.7, Aguilar 45.3, Acevedo 44.7, Longart 45.2                    | 3     | Guadalajara              | 28 Oct 11 |

| MARK     | COUNTRY | TEAM  | PLACE | VENUE     | DATE      |
|----------|---------|---|-------|-----------|-----------|
| 3:00.91  | IND     | Kunhu, Anas, Dharun, Rajiv                                      | 1     | Bengaluru | 10 Jun 16 |
| 3:01.12  | FIN     | Lönnqvist 46.7, Salin 45.1, Karttunen 44.8, Kukkoaho 44.5       | 6     | München   | 10 Sep 72 |
| 3:01.16A | COL     | Zambrano, Lemos, Palomeque, Perlaza                             | 1     | Medellín  | 10 Jun 16 |
| 3:01.26  | IRL     | Gregan 46.1, Murphy 45.2, Barr 45.05, English 44.96             | 8h2   | Beijing   | 29 Aug 15 |
| 3:01.37  | ITA     | Bongiorni 46.2, Zuliani 45.0, Petrella 45.3, Ribaud 44.9        | 4     | Stuttgart | 31 Aug 86 |
| 3:01.42  | ESP     | I Rodríguez 46.0, Canal 44.1, Andrés 45.88, Reina 45.48<br>(30) | 4h1   | Edmonton  | 11 Aug 01 |

*Doping-disqualified*

|         |     |   |     |              |           |
|---------|-----|---|-----|--------------|-----------|
| 2:54.20 | USA | Young 44.3, Pettigrew 43.2 (DQ), Washington 43.5, Johnson 43.2 (1)          | 1   | Uniondale    | 22 Jul 98 |
| 2:56.35 | USA | A Harrison 44.36, Pettigrew 44.17 (DQ), C Harrison 43.53, Johnson 44.29 (1) | 1   | Sydney       | 30 Aug 00 |
| 2:56.45 | USA | J Davis 45.2, Pettigrew 43.9 (DQ), Taylor 43.92, Johnson 43.49 (1)          | 1   | Seville      | 29 Aug 99 |
| 2:56.47 | USA | Young 44.6, Pettigrew 43.1 (DQ), Jones 44.80, Washington 44.00 (1)          | 1   | Athína       | 10 Aug 97 |
| 2:56.60 | USA | Taylor 45.0, Pettigrew 44.3 (DQ), Washington 43.7, Johnson 43.7 (1)         | 1   | Philadelphia | 29 Apr 00 |
| 2:58.06 | RUS | Dyldin 45.5, Frolov 44.6, Kokorin 44.34, Alekseyev 43.56 (DQ)               | (3) | Beijing      | 23 Aug 08 |

**4 x 800 Metres Relay**

|         |         |  |   |                         |           |
|---------|---------|--|---|-------------------------|-----------|
| 7:02.43 | KEN     | Mutua 1:46.73, Yiampoy 1:44.38, Kombich 1:45.92, Bungei 1:45.40                              | 1 | Bruxelles               | 25 Aug 06 |
| 7:02.82 | USA     | J Harris 1:47.05, Robinson 1:44.03, Burley 1:46.05, Krummenacker 1:45.69                     | 2 | Bruxelles               | 25 Aug 06 |
| 7:03.89 | GBR     | Elliott 1:49.14, Cook 1:46.20, Cram 1:44.54, Coe 1:44.01                                     | 1 | London (Crystal Palace) | 30 Aug 82 |
| 7:04.70 | RSA     | G van Oudtshoorn 1:46.9, Sepeng 1:45.2, J Kotze 1:48.3, J Botha 1:44.3                       | 1 | Stuttgart               | 6 Jun 99  |
| 7:04.84 | USA     | Solomon 1:47.60, Sowinski 1:44.75, Loxsom 1:45.59, Andrews 1:46.90                           | 1 | Nassau                  | 2 Mar 15  |
| 7:04.89 | KEN     | (ex-St Patrick's School) D Kiptoo 1:46.4, Tengelei 1:48.2, W Chirchir 1:45.7, Kimutai 1:44.6 | 2 | Stuttgart               | 6 Jun 99  |
| 7:06.12 | Benelux | Som NED 1:44.91, Fiegen LUX 1:47.25, Okken NED 1:46.12, Matthijs BEL 1:47.84                 | 3 | Bruxelles               | 25 Aug 06 |

*More nations*

|         |     |   |   |           |           |
|---------|-----|---|---|-----------|-----------|
| 7:06.66 | QAT | Sultan 1:45.81, Al-Badri 1:46.71, Suleiman 1:45.89, Ali Kamal 1:48.25 | 4 | Bruxelles | 25 Aug 06 |
| 7:07.40 | URS | Masunov, Kostetskiy, Matvetev, Kalinkin                               | 1 | Moskva    | 5 Aug 84  |
| 7:08.5  | FRG | Kinder 1:46.9, Adams 1:47.5, Bogatzki 1:47.9, Kemper 1:46.2           | 1 | Wiesbaden | 13 Aug 66 |
| 7:08.89 | POL | Konieczny 1:48.9, Krawczyk 1:49.1, Lewandowski 1:45.9, Kszczot 1:44.8 | 2 | Nassau    | 24 May 14 |
| 7:11.1  | BLR | Starovoitov, Troshchilo, Podolyakov, Kirov                            | 1 | Moskva    | 25 Jul 79 |
| 7:11.3  | ITA | Giocondi, Barsotti, D'Urso, Benvenuti                                 | 1 | Sheffield | 5 Jun 92  |
| 7:11.48 | AUS | Ralph 1:49.6, Gregson 1:48.3, Williamsz 1:46.3, West 1:47.3           | 4 | Nassau    | 24 May 14 |

**Distance Medley Relay (1200m - 400m - 800m - 1600m)**

|         |     |   |   |              |           |
|---------|-----|---|---|--------------|-----------|
| 9:15.50 | USA | Merber 2:53.56, Spratling 45.95, Johnson 1:44.75, Blankenship 3:51.24 | 1 | Nassau       | 3 May 15  |
| 9:15.56 | KEN | Angwenyi 2:50.8, Musembi 45.8, Kirwa Yego 1:46.2, Kipchirchir 3:52.8  | 1 | Philadelphia | 29 Apr 06 |
| 9:15.63 | USA | ("Blue") Lukezic 2:51.7, Carter 45.6, Robinson 1:44.5, Lagat 3:53.8   | 2 | Philadelphia | 29 Apr 06 |
| 9:16.34 | ETH | Abiyot 2: 53.5, Desta 46.0, Aman 1:44.0, Wote 3:52.8                  | 1 | Philadelphia | 27 Apr 13 |
| 9:17.03 | KEN | Chemut 2:51.6, Chepsiror 47.1, Kitum 1:45.4, Ndiku 3:52.9             | 2 | Philadelphia | 27 Apr 13 |
| 9:17.20 | KEN | Chesebe 2:54.68, Kishoyan 45.28, Cheruiyot 1:44.49, Cheruiyot 3:52.75 | 2 | Nassau       | 3 May 15  |

*More nations*

|         |     |  |   |              |           |
|---------|-----|--|---|--------------|-----------|
| 9:17.48 | MAR | Moustaoui 2:48.54, Maadadi 46.36, M Laâlou 1:49.51, A Laâlou 3:53.09     | 1 | Philadelphia | 30 Apr 11 |
| 9:17.56 | AUS | Gregson 2:48.66, Wroe 45.96, Renshaw 1:46.29, Riseley 3:56.66            | 2 | Philadelphia | 30 Apr 11 |
| 9:22.05 | CAN | Lincoln 2:56.64, Christopher 45.34, Reed 1:45.73, Brannen 3:54.34        | 2 | Philadelphia | 25 Apr 09 |
| 9:24.07 | POL | Demczyszak 2:54.85, Krawczuk 46.45, Kszczot 1:46.04, Lewandowski 3:57.08 | 4 | Nassau       | 3 May 15  |
| 9:24.10 | IRL | Robinson 2:52.8, Gregan 45.9, English 1:46.7, Ó Lionáird 3:58.7          | 5 | Philadelphia | 27 Apr 13 |
| 9:24.37 | GER | Keiner 2:54.50, Plass 46.39, Schembera 1:45.75, Orth 3:57.38             | 5 | Nassau       | 3 May 15  |
| 9:50.66 | FRA | Aarass 2:58.73, Naprix 46.89, Yousif 1:55.43, Smail 4:09.61              | 6 | Philadelphia | 25 Apr 09 |

**4 x 1500 Metres Relay**

|          |       |   |   |           |           |
|----------|-------|---|---|-----------|-----------|
| 14:22.22 | KEN   | C Cheboi 3:38.5, S Kiplagat 3:32.4, Magut 3:39.0, A Kiprop 3:32.3                 | 1 | Nassau    | 25 May 14 |
| 14:36.23 | KEN   | W Biwott 3:38.5, G Gathimba 3:39.5, G Rono 3:41.4, A Choge 3:36.9                 | 1 | Bruxelles | 4 Sep 09  |
| 14:38.8  | FRG   | Wessinghage 3:38.8, Hudak 3:39.1, Lederer 3:44.6, Fleschen 3:36.3                 | 1 | Köln      | 16 Aug 77 |
| 14:40.4  | NZL   | Polhill 3:42.9, Walker 3:40.4, Dixon 3:41.2, Quax 3:35.9                          | 1 | Oslo      | 22 Aug 73 |
| 14:40.80 | USA   | Casey 3:38.2, Torrence 3:36.6, Leer 3:39.3, Manzano 3:46.7                        | 2 | Nassau    | 25 May 14 |
| 14:41.22 | ETH   | Gebremedhin 3:39.9, Fida 3:37.5, Z Alemayehu 3:46.5, Wote 3:37.3                  | 3 | Nassau    | 25 May 14 |
| 14:44.31 | Mixed | B M Ali BRN 3:38.1, B Birgen KEN 3:43.3, N Kemboi KEN 3:40.0, Campbell IRL 3:43.0 | 2 | Bruxelles | 4 Sep 09  |
| 14:45.63 | URS   | Kalutskiy, Yakovlev, Legeda, Lotarev  | 1 | Leningrad | 4 Aug 85  |
| 14:46.04 | AUS   | Gregson 3:39.1, McEntee 3:44.9, Birmingham 3:38.3, Williamsz 3:43.7               | 4 | Nassau    | 25 May 14 |
| 14:46.16 | ESP   | (Larios) Jiménez 3:40.9, Pancorbo 3:41.2, A García 3:43.9, Viciosa 3:40.2         | 1 | Madrid    | 5 Sep 97  |
| 14:47.57 | USA   | Leer 3:39.2, Krummenacker 3:44.5, Sherer 3:44.2, Torrence 3:39.7                  | 4 | Bruxelles | 4 Sep 09  |
| 14:48.2  | FRA   | Begouin 3:44.5, Lequement 3:44.3, Philippe 3:42.2, Dien 3:37.2                    | 2 | Bourges   | 23 Jun 79 |

*More nations*

|          |     |  |   |                |           |
|----------|-----|--|---|----------------|-----------|
| 14:50.2  | NZL | Melville, Dixon, Quax, Walker  | 1 | Auckland       | 17 May 75 |
| 14:50.82 | RSA | Temane, Brunner, Gericke, Fourie   | 1 | Port Elizabeth | 15 Oct 84 |
| 14:54.57 | GBR | (England) Baddeley 3:39.0, Stevenson 3:43.3, McCormick 3:44.7, Draper 3:47.6 | 5 | Bruxelles      | 4 Sep 09  |

## NATIONAL RECORDS

Here are lists of records, as recognised by all IAAF federations, for every world championship event plus the 3000m. At the end of each event list, footnotes are used to explain irregularities and give reasons why certain significant marks are not regarded as records. Asterisks are shown next to the code of countries where such a note is necessary. Included across the men's and women's sections are more than 500 marks set in 2017 up to June 30. Those are given in bold characters.

Winfried Kramer

### NATIONALITIES

Anomalies have been created by transfers of allegiance. Some countries accept records set by athletes in the grey period after they gained fresh citizenship, but before they are eligible to compete at championship level in their new colours. Other federations see things differently, and we now have a European marathon record (2:06:36) which is inferior to the national record of a European country (2:06:10, Turkey). On the other hand, there are countries which do not recognise marks set by newly-eligible athletes. We have attempted to respect the wishes of federations as well as the transfer dates published by the IAAF, but some of these decisions are open to debate.

### AUTOMATIC TIMES

These are given to hundredths of a second wherever possible. For sprint events, manual marks are listed only if they are at least 0.24 seconds better than the automatic record. Please note that these marks are given for information only and may not be officially recognised by the respective federations. For 400m and 400m hurdles, only automatic records are given, unless there is no alternative.

### RECORDS FOR SUSPENDED NATIONS

Records are listed for Cambodia and South Africa even though the performances may have occurred while those countries were suspended by the IAAF.

### ILLEGITIMATE MARKS

Some countries ratify records which the IAAF regard as illegal because of doping violation or wind-assistance. These have been relegated to footnotes with the best legitimate mark given in the main list. However, ratified records set by women in mixed races are shown in the main list with the best non-mixed mark footnoted. Similarly, officially recognised records set on aided marathon courses are shown first and foremost, with alternative bests footnoted in each case.

### QUESTIONABLE MARKS

While the IAAF are currently looking into the issue of performance manipulation, some marks regarded as questionable by the compilers are footnoted rather than placed in the main list of records.

### RECORDS SET INDOORS

The 1998 change to rule 260 (originally 260.6a, then 260.18a and now covered by 260.2 note ii) enabled indoor marks to be recognised as "absolute" world records. This development has been reflected in the lists, though it should be noted that most federations have not taken account of the rule change. This creates some situations which are hard to explain. The Russian men's high jump record is 2.41 by Ivan Ukhov outdoors, but European Athletics have accepted Ukhov's indoor 2.42 as a European record. Those who do reflect IAAF rules and mix their records, are AUS, DOM, ESP, EST, FRA, GRE, ISV, LTU, NZL, PLW, POL, PUR & SLO. For other federations, where relevant, separate listings are given of those indoor performances which are superior or identical to the ratified mark.

### RECORDS IN COMBINED EVENTS

The 2010 rule change (then 260.27, now 260.18) means that a combined event performance is regarded as wind-assisted if the average assisting wind velocity for the three affected events exceeds two metres per second. Previously it was the case that the score would be legal if that condition applied and/or none of the three relevant following "winds" exceeded four metres per second. The narrowing of the criteria means that some existing records (e.g. Larisa Nikitina's Russian heptathlon record of 7007, with winds of 1.4, 1.1 & 4.0) would be judged as windy under today's rule. It has been determined that this rule change should not be applied in retrospect, so such marks are shown as legal in this section.

### ABBREVIATIONS & CODES

a = automatically timed but hundredths not reported; i = indoor mark; \* = Footnote included; dh = downhill marathon course; ‡ = a superior or identical mark has been achieved indoors, though not ratified as a record

Readers are invited to send any corrections to Winfried Kramer (Fax: 49 - 6821 932101; email: kramer@saar.de) or any other compiler (see page 6 for all compilers' addresses)



| COUNTRY           | MARK         | NAME                           | VENUE             | DATE             | COUNTRY    | MARK         | NAME                       | VENUE               | DATE             |
|-------------------|--------------|--------------------------------|-------------------|------------------|------------|--------------|----------------------------|---------------------|------------------|
| <b>100 Metres</b> |              |                                |                   |                  | FIJ        | 10.20        | Banuve Tabakaucoro         | Suva                | 8 Jul 16         |
| AFG               | 11.11        | Masoud Azizi                   | Makkah            | 12 Apr 05        | FIN        | 10.21        | Tommi Hartonen             | Vaasa               | 23 Jun 01        |
| AIA               | 10.12        | Zharnel Hughes                 | Kingston          | 28 Mar 14        | FRA        | 9.86         | Jimmy Vicaut               | Paris (St. Denis)   | 4 Jul 15         |
| ALB               | 10.56        | Arben Makaj                    | Donnas            | 15 Jul 03        |            | 9.86         | Jimmy Vicaut               | Montreuil-sous-Bois | 7 Jun 16         |
| ALG               | 10.34        | Mustapha Kamel Selmi           | Nairobi           | 8 Aug 87         | FSM        | 10.83        | John Howard                | Tumon               | 25 Jul 09        |
| AND               | 10.92        | Mikel De Sa Gomes              | Barcelona         | 13 Jul 16        | GAB        | 10.13        | Antoine Boussombo          | Nice                | 4 Aug 00         |
| ANG               | 10.49        | Afonso Ferraz                  | Maia              | 8 Jul 92         |            | 10.13        | Antoine Boussombo          | Sydney              | 22 Sep 00        |
| ANT               | 9.91         | Daniel Bailey                  | Paris (St. Denis) | 17 Jul 09        | GAM        | 10.16        | Su Wai'bou Sanneh          | New York            | 30 May 13        |
| ARG               | 10.23        | Carlos Gats                    | Lisboa            | 17 Jul 98        | GBR*       | 9.87         | Linford Christie           | Stuttgart           | 15 Aug 93        |
|                   | 10.23        | Gabriel Simón                  | Bogotá            | 25 Jun 99        | GBS        | 10.36        | Holder da Silva            | Salamanca           | 8 Jul 09         |
| ARM               | 10.45        | Arman Andreasyan               | Artashat          | 16 May 09        |            | 10.36        | Holder da Silva            | Lisboa              | 12 Jul 09        |
| ARU               | 10.42        | Geronimo Goeloe                | Mayagüez          | 5 May 12         |            | 10.36        | Ancuiam Lopes              | Salamanca           | 12 Jun 13        |
| ASA               | 10.81        | Kelsey Nakanelua               | Honolulu          | 28 Apr 01        | GEO        | 10.35        | Besik Gotsiridze           | Tsakhkadzor         | 22 May 87        |
| AUS               | 9.93         | Patrick Johnson                | Mito              | 5 May 03         | GEQ        | 10.64        | Gustavo Envela Mahua       | Hongkong            | Jul 84           |
| AUT               | 10.15        | Andreas Berger                 | Linz              | 15 Aug 88        | GER        | 10.01        | Julian Reus                | Mannheim            | 29 Jul 16        |
| AZE               | 10.08        | Ramil Guliyev                  | Istanbul          | 13 Jun 09        | GHA        | 9.98         | Leonard Myles-Mills        | Boise               | 5 Jun 99         |
| BAH               | 9.91         | Derrick Atkins                 | Osaka             | 26 Aug 07        | <b>GIB</b> | <b>10.96</b> | <b>Jerai Torres</b>        | <b>Gibraltar</b>    | <b>15 Jun 17</b> |
| BAN               | 10.54        | Mohd Mahbub Alam               | Kathmandu         | 26 Sep 99        | GRE        | 10.11        | Ággelos Pavlakákis         | Athína              | 2 Aug 97         |
| BAR               | 9.87         | Obadele Thompson               | Johannesburg      | 11 Sep 98        | GRN        | 10.17        | Sean Lambert               | Eugene              | 31 May 01        |
| BDI               | 10.84        | Kassiem Ntahimpéra             | Casablanca        | 13 Jul 89        | GUA        | 10.32        | Oscar Meneses              | Caracas             | 19 Jun 98        |
| BEL               | 10.14        | Patrick Stevens                | Oordegem          | 28 Jun 97        | GUI        | 10.56        | Joseph Loua                | L'Aigle             | 1 May 97         |
| BEN               | 10.31        | Souhalia Alamou                | Lugano            | 5 Jun 04         | GUM        | 10.66        | Philam Garcia              | San Diego           | 17 Jun 04        |
| BER               | 10.27        | DeVon Bean                     | Glendora          | 11 May 96        | GUY        | 10.12        | Adam Harris                | Port-of-Spain       | 17 May 14        |
| BHU               | 11.82        | Thinley Pema                   | Guwahati          | 8 Feb 16         | HAI        | 10.16        | Derrell Wesh               | Greensboro          | 17 May 15        |
| BIH               | 10.42        | Nedim Čović                    | Velenje           | 1 Jul 10         | HKG        | 10.28        | Tsui Chi Ho                | Hongkong            | 16 May 10        |
| BIZ               | 10.41        | Jayson Jones                   | Clermont          | 19 Apr 08        | HON        | 10.22        | Rolando Palacios           | Toluca              | 18 Jul 08        |
| BLR               | 10.27        | Sergey Kornelyuk               | Biała Podlaska    | 28 May 94        | HUN        | 10.08        | Roland Németh              | Budapest            | 9 Jun 99         |
| BOL               | 10.36        | Bruno A. Rojas                 | Sucre             | 20 May 12        | INA*       | 10.17        | Suryo Agung Wibowo         | Vientiane           | 13 Dec 09        |
| BOT               | 10.20        | Isaac Makwala                  | Gaborone          | 3 May 14         | IND*       | 10.26        | Amiya Kumar Mallick        | New Delhi           | 28 Apr 16        |
| BRA               | 10.00        | Róbson da Silva                | Cd. de México     | 22 Jul 88        | IRI        | 10.04        | Hasan Taftian              | Madrid              | 23 Jun 16        |
| BRN               | 10.03        | Kemarley Brown                 | Kingston          | 7 May 16         | IRL        | 10.18        | Paul Hession               | Vaasa               | 23 Jun 07        |
| BRU               | 10.59        | Mohd Fakhri Ismail             | Singapore         | 9 Jun 15         | IRQ        | 10.56        | Mohamed Hassan Jumaa       | Dubai               | 12 Dec 12        |
| BUL               | 10.13        | Petar Petrov                   | Moskva            | 24 Jul 80        | ISL        | 10.52        | Ari Bragi Káráson          | Hafnarfjörður       | 16 Jul 16        |
| BUR               | 10.14        | Idrissa Sanou                  | St. Étienne       | 13 Jul 02        | ISR        | 10.20        | Alex Porkhomovskiy         | Sevilla             | 21 Aug 99        |
| CAF               | 10.33        | Yvon Rodrigue Sialo-Ngeboda    | Tomblaine         | 21 Jul 06        | ISV        | 10.20        | Greg Barnes                | Tampa               | 17 Jun 88        |
| CAM               | 10.75        | Pin Wanheab                    | Frauenfeld        | 25 Jul 14        | ITA        | 10.01        | Pietro Mennea              | Cd. de México       | 4 Sep 79         |
| CAN*              | 9.84         | Donovan Bailey                 | Atlanta           | 27 Jul 96        | IVB        | 10.25        | Dion Crabbe                | Baton Rouge         | 31 May 02        |
|                   | 9.84         | Bruny Surin                    | Sevilla           | 22 Aug 99        | JAM        | 9.58         | Usain Bolt                 | Berlin              | 16 Aug 09        |
| CAY               | 9.95         | Kemar Hyman                    | Madrid            | 7 Jul 12         | JOR        | 10.48        | Khalil Al-Hanahneh         | Amman               | 27 Oct 07        |
| CGO               | 10.28        | Théophile Nkounkou             | Cd. de México     | 8 Sep 79         | JPN        | 10.00        | Koji Ito                   | Bangkok             | 13 Dec 98        |
| CHA               | 10.25        | Abdourahim Haroun              | Sassari           | 17 Jun 12        | KAZ        | 10.08        | Vitaliy Savin              | Linz                | 13 Aug 92        |
| CHI               | 10.10        | Sebastián Keitel               | São Leopoldo      | 26 Apr 98        | <b>KEN</b> | <b>10.14</b> | <b>Mark Otieno</b>         | <b>Nairobi</b>      | <b>10 Jun 17</b> |
|                   | 10.10        | Sebastián Keitel               | Lisboa            | 17 Jul 98        | KGZ        | 10.38        | Jamalidin Musayev          | Almaty              | 4 Jul 16         |
| CHN               | 9.99         | Su Bingtian                    | Eugene            | 30 May 15        | KIR        | 11.17        | Rabangaki Nawai            | Apia                | 14 Dec 06        |
|                   | 9.99         | Su Bingtian                    | Beijing           | 23 Aug 15        | <b>KOR</b> | <b>10.07</b> | <b>Kim Kuk-young</b>       | <b>Jeongseon</b>    | <b>27 Jun 17</b> |
| CIV               | 9.96         | Ben Youssef Meité              | Río de Janeiro    | 14 Aug 16        | <b>KOS</b> | <b>10.78</b> | <b>Edis Ahmeti</b>         | <b>Elbasan</b>      | <b>8 Jun 17</b>  |
|                   | 9.96         | Ben Youssef Meité              | Paris (St. Denis) | 27 Aug 16        | KSA        | 10.04        | Abdullah Abkar Mohammed    | Norwalk             | 15 Apr 16        |
| CMR               | 10.14        | Idrissa Adam                   | Maputo            | 12 Sep 11        | KUW        | 10.27        | Meshaal Khalifa Al-Mutairi | Wuhan               | 4 Jun 15         |
| COD               | 10.32        | Olivier Sekanyambo             | Bruxelles         | 17 Jul 99        | LAO        | 10.97        | Anousone Xaysa             | Vientiane           | 18-20 Sep 14     |
| COK               | 10.97        | Mark Sherwin                   | Brisbane          | 4 Dec 93         | LAT        | 10.18        | Ronalds Arājs              | Donnas              | 3 Jul 11         |
| <b>COL</b>        | <b>10.11</b> | <b>Diego Armando Palomeque</b> | <b>Asunción</b>   | <b>23 Jun 17</b> | LBA        | 10.56        | Mohamed El Shoushan        | Rabat               | 21 Jun 14        |
| COM               | 10.32        | Djaffar Hadhari                | Saint-Ouen        | 23 Jun 02        | LBN*       | 10.59        | Mohamed Siraj Tamim        | Beyrouth            | 2 Jun 12         |
| CPV               | 10.75        | Denielsan Martins              | Bambolim          | 23 Jan 14        | LBR        | 10.15        | Sayon Cooper               | Abilene             | 8 May 97         |
| CRC               | 10.32        | Bob Colville                   | Ypsilanti         | 1 May 04         | LCA        | 10.17        | Ronald Promesse            | El Paso             | 6 May 00         |
| CRO               | 10.20        | Dario Horvat                   | Azusa             | 11 May 13        | <b>LES</b> | <b>10.11</b> | <b>Mosito Lehata</b>       | <b>Réduit</b>       | <b>12 Apr 15</b> |
| CUB               | 9.98         | Silvio Leonard                 | Guadalajara       | 11 Aug 77        |            | <b>10.11</b> | <b>Mosito Lehata</b>       | <b>Praha</b>        | <b>5 Jun 17</b>  |
| CYP               | 10.11        | Yiannis Zisimides              | Réthymno          | 25 May 96        | LIE        | 10.53        | Martin Frick               | Bellinzona          | 12 Jul 96        |
| CZE               | 10.23        | Jan Veleba                     | Pardubice         | 3 Jul 10         | LTU        | 10.14        | Rytis Sakalauskas          | Shenzhen            | 17 Aug 11        |
| DEN               | 10.29        | Morten Jensen                  | Greve             | 18 Sep 04        | LUX        | 10.41        | Roland Bombardella         | Cd. de México       | 8 Sep 79         |
| DJI               | 11.39        | Ismaél Abdallah                | Vorst             | 24 May 01        |            | 10.41        | Daniel Abenzoar-Foulé      | Tomblaine           | 21 Jul 06        |
| DMA               | 10.33        | Chris Lloyd                    | Houston           | 3 May 08         | MAC        | 10.69        | Leong Veng Cheong          | Hongkong            | 6 May 90         |
| DOM               | 10.14        | Yancarlo Martínez              | Toronto           | 21 Jul 15        | MAD        | 10.18        | Jean-Louis Ravelomanantsoa | Cd. de México       | 13 Oct 68        |
| ECU               | 10.09        | Alex Quiñónez                  | Medellín          | 25 May 13        | MAR        | 10.09        | Aziz Ouhadi                | Dakar               | 28 May 11        |
| EGY               | 10.13        | Amr Seoud                      | Maputo            | 12 Sep 11        | MAS        | 10.18        | Khairul Hafiz Jantan       | Kuching             | 27 Jul 16        |
| ERI*              | 10.58        | Berhane Haile                  | Lidingö           | 4 Jun 96         | MAW        | 10.88        | Eston Kaonga               | Christchurch        | 25 Jan 74        |
| ESA               | 10.35        | Rubén Benítez                  | Fullerton         | 23 Apr 98        | MDA        | 10.30        | Aleksandr Afteni           | Moskva              | 19 Jul 84        |
| ESP               | 10.06        | Bruno Hortelano                | Madrid            | 23 Jun 16        | MDV        | 10.33        | Hassan Saaid               | Kingston            | 16 Apr 16        |
| EST               | 10.19        | Marek Niit                     | Fayetteville      | 31 Mar 12        | MEX        | 10.21        | Carlos Villaseñor          | Toluca              | 11 Jul 97        |
| ETH               | 10.61        | Wetere Gelelcha                | Addis Ababa       | 30 Apr 08        |            | 10.21        | José Carlos Herrera        | Xalapa              | 29 Aug 14        |

| COUNTRY     | MARK         | NAME                      | VENUE           | DATE             | COUNTRY    | MARK         | NAME                                | VENUE         | DATE             |
|-------------|--------------|---------------------------|-----------------|------------------|------------|--------------|-------------------------------------|---------------|------------------|
| MGL         | 10.62        | Achitbileg Battulga       | Almaty          | 25 Jun 16        | TAN        | 10.57        | Norman Chihota                      | Cd. de México | 13 Oct 68        |
| MHL         | 10.39        | Roman Cress               | Minneapolis     | 15 May 99        | TGA        | 10.56        | Toluta'u Koula                      | Townsville    | 29 Nov 96        |
| MKD         | 10.61        | Riste Pandev              | Pravets         | 15 Jun 13        | THA        | 10.23        | Reanchai Srihawong                  | Bangkok       | 13 Dec 98        |
| MLI         | 10.10        | Ousmane Diarra            | Athens, GA      | 4 May 96         | TJK        | 10.52        | Aram Enokian                        | Leningrad     | 20 Jun 87        |
| MLT         | 10.49        | Kevin Moore               | Zürich          | 12 Aug 14        | TKM        | 10.44        | Mahmoud Yusupov                     | Alma Ata      | 23 May 92        |
| MNE         | 10.55        | Luka Rakić                | Celje           | 13 Jun 15        | TKS        | 10.28        | Delano Williams                     | Kingston      | 15 Mar 13        |
| <b>MNT</b>  | <b>10.15</b> | <b>Julius Morris</b>      | <b>El Paso</b>  | <b>14 May 17</b> | TLS        | 11.48        | Mezias J                            | Jakarta       | 7 Sep 94         |
| MON         | 10.53        | Sébastien Gattuso         | Dijon           | 12 Jul 08        | TOG        | 10.30        | Franck Améganigan                   | Versailles    | 8 Jun 96         |
| MOZ         | 10.71        | Kurt Couto                | Windhoek        | 13 Apr 07        | <b>TPE</b> | <b>10.22</b> | <b>Yang Chun-Han</b>                | <b>Taipei</b> | <b>8 May 17</b>  |
| MRI         | 10.13        | Stéphane Buckland         | Ottawa          | 21 Jul 01        | TTO        | 9.82         | Richard Thompson                    | Port-of-Spain | 21 Jun 14        |
|             | 10.13        | Stéphane Buckland         | Réduit          | 21 Apr 02        | TUN        | 10.38        | Badreddine Toumi                    | Nürnberg      | 25 Jul 15        |
| MTN         | 10.74        | Cheikh Diagana            | Antony          | 11 Jul 06        | TUR        | 9.92         | Jak Ali Harvey                      | Erzurum       | 12 Jun 16        |
| MYA         | 10.64        | Soe Win                   | Rangoon         | 7 Dec 69         | TUV        | 11.44        | Okilani Tinilau                     | Apia          | 21 Jun 11        |
| NAM         | 9.86         | Frankie Fredericks        | Lausanne        | 3 Jul 96         | <b>UAE</b> | <b>10.30</b> | <b>Naseeb Salem Salmin Al-Zaabi</b> | <b>Dubai</b>  | <b>25 May 17</b> |
| NCA         | 10.70        | Roberto Guillén           | Leningrad       | 7 Jun 86         | UGA        | 10.48        | Moses Mila                          | Johannesburg  | 27 Mar 98        |
| NED         | 9.91         | Churandy Martina          | London          | 5 Aug 12         | UKR        | 10.07        | Valeriy Borzov                      | München       | 31 Aug 72        |
| NEP         | 10.71        | Ram Krishna Chaudhari     | Kathmandu       | 26 Sep 99        | URU        | 10.15        | Heber Viera                         | Bogotá        | 25 Jun 99        |
| NFI         | 11.38        | Jonathan McKee            | Göteborg        | 20 Aug 86        | USA        | 9.69         | Tyson Gay                           | Shanghai      | 20 Sep 09        |
| NGR         | 9.85         | Olusoji Fasuba            | Doha            | 12 May 06        | UZB        | 10.31        | Pyotr Vorobyov                      | Leningrad     | 17 Jul 85        |
| NIG         | 10.52        | Yacouba Bello             | Niamey          | 27 May 05        | VAN        | 10.64        | Moses Kamut                         | Koror         | 26 Jul 05        |
| NMI         | 10.99        | Tyrone Omar               | Apia            | 4 Sep 07         |            | 10.64        | Moses Kamut                         | Melbourne     | 18 Feb 06        |
| NOR         | 9.99         | Jaysuma Saidy Ndure       | Lausanne        | 30 Jun 11        |            | 10.64        | Moses Kamut                         | Auckland      | 15 Mar 08        |
| NRU         | 11.00        | Frederick Canon           | Nuku'alofa      | 27 Aug 98        | VEN        | 10.30        | Ellis Ollarves                      | San Felipe    | 4 May 01         |
|             | 11.00        | Jay Jay Capelle           | Apia            | 3 Sep 07         | VIE        | 10.41        | Nguyen Van Huynh                    | Kuala Lumpur  | 15 Dec 08        |
| NZL         | 10.11        | Augustine Nketia          | Victoria, BC    | 22 Aug 94        | VIN        | 10.33        | Joel Mascoll                        | Norfolk       | 18 Apr 97        |
| OMA         | 10.05        | Barakat Al-Harhi          | Stara Zagora    | 9 Jun 16         | YEM        | 10.90        | Nagib Salem Ahmed                   | Kyiv          | Jul 82           |
| PAK         | 10.42        | Afzal Baig                | Makkah          | 12 Apr 05        | <b>ZAM</b> | <b>9.88</b>  | <b>Sydney Siame</b>                 | <b>Lusaka</b> | <b>8 Apr 17</b>  |
| PAN         | 10.02        | Alonso Edward             | Clermont        | 26 Apr 14        | ZIM        | 9.89         | Ngonidzashe Makusha                 | Des Moines    | 10 Jun 11        |
| PAR         | 10.44        | Freddy A. Maidana         | Cochabamba      | 16 May 14        |            |              |                                     |               |                  |
| PER         | 10.28        | Andy Martínez             | Tarija          | 22 Apr 16        |            |              |                                     |               |                  |
| PHI         | 10.25        | Eric Cray                 | Singapore       | 9 Jun 15         |            |              |                                     |               |                  |
| PLE         | 10.55        | Mohamed Abukhousa         | Strasbourg      | 6 Jul 14         |            |              |                                     |               |                  |
| PLW         | 10.52        | Rodman Teltull            | Suva            | 8 Jul 16         |            |              |                                     |               |                  |
| PNG         | 10.40        | Peter Pulu                | Stuttgart       | 29 Jul 95        |            |              |                                     |               |                  |
| POL         | 10.00        | Marian Woronin            | Warszawa        | 9 Jun 84         |            |              |                                     |               |                  |
| POR         | 9.86         | Francis Obikwelu          | Athina          | 22 Aug 04        |            |              |                                     |               |                  |
| PRK         | 10.60        | Yu Jong Rim               | Pyongyang       | 19 May 91        |            |              |                                     |               |                  |
| PUR*        | 10.21        | Miguel López              | Cochabamba      | 27 May 12        |            |              |                                     |               |                  |
| PYF         | 10.52        | Jean Bourné               | Colombes        | 21 Jul 72        |            |              |                                     |               |                  |
| QAT         | 9.91         | Femi Ogunode              | Wuhan           | 4 Jun 15         |            |              |                                     |               |                  |
|             | 9.91         | Femi Ogunode              | Gainesville     | 22 Apr 16        |            |              |                                     |               |                  |
| ROU         | 10.21        | Daniel Cojocar            | București       | 17 Jun 94        |            |              |                                     |               |                  |
| RSA         | 9.89         | Akani Simbine             | Székesfehérvár  | 18 Jul 16        |            |              |                                     |               |                  |
| RUS*        | 10.10        | Andrey Yepishin           | Göteborg        | 8 Aug 06         |            |              |                                     |               |                  |
| RWA         | 11.25        | Patrick Habimana          | Erie            | 30 Apr 11        |            |              |                                     |               |                  |
| SAM         | 10.21        | Jeremy Dodson             | Phoenix         | 21 May 16        |            |              |                                     |               |                  |
| SEN         | 10.17        | Oumar Loum                | Bamako          | 27 Mar 02        |            |              |                                     |               |                  |
| <b>SEY</b>  | <b>10.38</b> | <b>Dylan Sicobo</b>       | <b>Réduit</b>   | <b>17 Jun 17</b> |            |              |                                     |               |                  |
| SGP         | 10.37        | Umaglia K. Shyam          | Beijing         | 27 Aug 01        |            |              |                                     |               |                  |
|             | 10.37        | Umaglia K. Shyam          | Kuala Lumpur    | 12 Sep 01        |            |              |                                     |               |                  |
| SKN         | 9.93         | Kim Collins               | Bottrop         | 29 May 16        |            |              |                                     |               |                  |
| SLE         | 10.09        | Gibrilla Pato Bangura     | Loughborough    | 29 Jul 09        |            |              |                                     |               |                  |
| SLO         | 10.13        | Matic Osovnikar           | Osaka           | 25 Aug 07        |            |              |                                     |               |                  |
| SMR         | 10.60        | Gian Nicola Berardi       | Marsa           | 3 Jun 03         |            |              |                                     |               |                  |
| SOL         | 10.75        | Joseph Onika              | Suva            | 11 Jul 90        |            |              |                                     |               |                  |
| SOM         | 11.26        | Abdi Aziz Warsane         | Växjö           | 16 Sep 11        |            |              |                                     |               |                  |
|             | 11.26        | Sakaria Hussein           | Halmstad        | 15 Jun 14        |            |              |                                     |               |                  |
| SRB*        | 10.34        | Mladen Nikolić            | Athina          | 7 Sep 84         |            |              |                                     |               |                  |
|             | 10.34        | Marko Janković            | Kragujevac      | 13 Jun 03        |            |              |                                     |               |                  |
| SRI         | 10.26        | Himasha Eshan             | Guwahati        | 8 Feb 16         |            |              |                                     |               |                  |
| SSD         | 10.79        | Mangar Chuot              | Perth           | 24 Mar 16        |            |              |                                     |               |                  |
| STP*        | 10.61        | Yazalde Nascimento        | Leiria          | 1 Jun 07         |            |              |                                     |               |                  |
| SUD         | 10.27        | Ahmed Ali                 | Baton Rouge     | 9 Apr 16         |            |              |                                     |               |                  |
| <b>SUI</b>  | <b>10.11</b> | <b>Alex Wilson</b>        | <b>Weinheim</b> | <b>27 May 17</b> |            |              |                                     |               |                  |
| SUR         | 10.13        | Jurgen Themen             | Bradenton       | 28 May 16        |            |              |                                     |               |                  |
| <b>SVK</b>  | <b>10.16</b> | <b>Ján Volko</b>          | <b>Praha</b>    | <b>5 Jun 17</b>  |            |              |                                     |               |                  |
| <b>SWE*</b> | <b>10.18</b> | <b>Peter Karlsson</b>     | <b>Cottbus</b>  | <b>9 Jun 96</b>  |            |              |                                     |               |                  |
| <b>SWZ</b>  | <b>10.35</b> | <b>Sibusiso Matsenjwa</b> | <b>Réduit</b>   | <b>8 Apr 17</b>  |            |              |                                     |               |                  |
| SYR         | 10.67        | Nabil Nahri               | Moskva          | 24 Jul 80        |            |              |                                     |               |                  |

## Notes (\*)

- CAN 9.83 Ben Johnson Roma 30 Aug 87 - annulled by IAAF as a world record and no longer ratified by federation due to his admission of doping
- ERI Berhane Haile became a Swedish citizen on 7 Jun 96
- GBR 9.87 Dwain Chambers Paris 14 Sep 02 - annulled due to doping violation
- INA 10.13 Yanis Raubaba Sidoarjo 26 Jun 00 - officially ratified but questionable timing
- IND 10.21 Anil Kumar Bangalore 5 Jul 2000 - no doping control
- LBN 10.59 Mohamed-Siraj Tamim Beirut 2 May 03 - officially ratified but with strong assisting wind (though no wind reading)
- PUR 10.21 Luis Morales Modesto 14 May 83 - as a US citizen
- RUS 10.10 Nikolay Yushmanov Leningrad 7 Jun 86 - doubtful wind reading
- SRB 10.33 Slobodan Branković Beograd 24 Jul 93 - officially ratified but rolling start and start delay of 0.08
- STP Yazalde Nascimento became a Portuguese citizen on 21 Jul 07
- SWE 10.16 Peter Karlsson Duisburg 12 Jun 96 - not ratified by federation

## 200 Metres

|            |              |                     |               |                 |
|------------|--------------|---------------------|---------------|-----------------|
| <b>AFG</b> | <b>22.31</b> | <b>Said Gilani</b>  | <b>Zeven</b>  | <b>4 Jun 17</b> |
| AIA        | 20.15        | Zharnel Hughes      | George Town   | 16 May 15       |
| ALB*       | 21.51        | Eusebio Haliti      | Bari          | 6 Jun 10        |
| ALG        | 20.53        | Soufiane Bouhada    | Alger         | 16 Jul 16       |
| AND        | 21.93        | Daniel Gómez        | Basauri       | 22 Jul 00       |
| ANG        | 21.15        | Afonso Ferraz       | Braga         | 12 Jul 92       |
| ANT        | 19.67        | Miguel Francis      | St John's     | 9 Jul 16        |
| ARG        | 20.37        | Carlos Gats         | Lisboa        | 18 Jul 98       |
| ARM        | 21.15        | Hovanes Mkrtchian   | Volgograd     | 7 Jul 91        |
| ARU        | 20.59        | Miguel Janssen      | Assen         | 17 Jul 94       |
| ASA        | 22.43        | Faresa Kapisi       | Sydney        | 12 Mar 14       |
| AUS        | 20.06        | Peter Norman        | Cd. de México | 16 Oct 68       |
| AUT        | 20.45        | Christoph Pöstinger | Ebensee       | 8 Jun 96        |
| AZE        | 20.04        | Ramil Guliyev       | Beograd       | 10 Jul 09       |
| BAH        | 20.16        | Michael Mathieu     | Belém         | 6 May 12        |
| BAN        | 21.15        | Mohd Mahbud Alam    | Kathmandu     | 28 Sep 99       |
| BAR        | 19.97        | Obadele Thompson    | Yokohama      | 9 Sep 00        |
| BDI        | 21.88        | Kassiem Ntahimpéra  | Casablanca    | 16 Jul 89       |
| BEL        | 20.19        | Patrick Stevens     | Roma          | 5 Jun 96        |
| BEN        | 20.95        | Souhalia Alamou     | Cotonou       | 16 May 04       |

| COUNTRY    | MARK         | NAME                    | VENUE                | DATE             | COUNTRY    | MARK         | NAME                          | VENUE             | DATE             |
|------------|--------------|-------------------------|----------------------|------------------|------------|--------------|-------------------------------|-------------------|------------------|
| BER        | 20.30        | Troy Douglas            | Bruxelles            | 22 Aug 97        | IND        | 20.66        | Dharambir Singh               | Wuhan             | 7 Jun 15         |
| BHU        | 24.18        | Lhaba Tshering          | Incheon              | 30 Sep 14        | IRI        | 20.63        | Mohammed Hussein Abareghi     | Taipei            | 14 Jun 14        |
| BIH        | 21.05        | Nedim Čović             | Sarajevo             | 6 Jun 10         | IRL        | 20.30        | Paul Hession                  | Dublin            | 21 Jul 07        |
| BIZ*       | 21.14        | Jayson Jones            | Clermont             | 24 May 08        | IRQ        | 21.09        | Hassanine Hussein Zubaiyen    | Taif              | 4 Oct 11         |
| BLR        | 20.63        | Aleksandr Starovoitov   | Leningrad            | 11 Jun 88        | <b>ISL</b> | <b>20.96</b> | <b>Kolbeinn H. Gunnarsson</b> | <b>Memphis</b>    | <b>18 Mar 17</b> |
| BOL        | 20.63        | Bruno A. Rojas          | Tarija               | 24 Apr 16        | ISR        | 20.86        | Dmitriy Glushchenko           | Zeulenroda        | 26 Jul 09        |
| BOT        | 19.96        | Isaac Makwala           | La Chaux-de-Fonds    | 6 Jul 14         | ISV        | 20.66        | Calvin Dascent                | Greensboro        | 7 May 11         |
| BRA        | 19.89        | Claudinei da Silva      | München              | 11 Sep 99        | ITA        | 19.72        | Pietro Mennea                 | Cd. de México     | 12 Sep 79        |
| BRN        | 20.19        | Mohamed Yacoub Salem    | Río de Janeiro       | 16 Aug 16        | IVB        | 20.30        | Dion Crabbe                   | Starkville        | 12 May 02        |
| BRU        | 21.64        | Noor Firdaus Ar-Rasyid  | Kuala Lumpur         | 2 Oct 16         | JAM        | 19.19        | Usain Bolt                    | Berlin            | 20 Aug 09        |
| BUL        | 20.20        | Nikolay Antonov         | Tokyo                | 26 Aug 91        | JOR        | 20.81        | Khalil Al-Hanahneh            | Al-Qâhira         | 24 Nov 07        |
| BUR        | 20.69        | Innocent Bologo         | Dakar                | 25 May 13        | JPN        | 20.03        | Shingo Suetsugu               | Yokohama          | 7 Jun 03         |
| CAF        | 21.01        | Béranger Aymard Bossé   | Amiens               | 21 Jun 14        | KAZ        | 20.34        | Vladimir Muravyov             | Moskva            | 18 Aug 84        |
| CAM        | 21.85        | Pin Wanheab             | Nottwil              | 30 Jun 12        | KEN        | 20.14        | Carvin Nkanata                | Clermont          | 18 Apr 15        |
| CAN        | 19.80        | Andre De Grasse         | Río de Janeiro       | 17 Aug 16        | KGZ*       | 21.25        | Valeriy Shchekotov            | Alma Ata          | 26 May 91        |
| <b>CAY</b> | <b>20.57</b> | <b>Jamal Walton</b>     | <b>Miramar</b>       | <b>27 Apr 17</b> | KIR        | 22.81        | Rabangaki Nawai               | Melbourne         | 22 Mar 06        |
| CGO        | 20.74        | Roger Anguono-Moké      | Sint-Niklaas         | 29 May 03        | KOR        | 20.41        | Jang Jae-Keun                 | Jakarta           | 27 Sep 85        |
| CHA        | 20.69        | Abdourahim Haroun       | Ouagadougou          | 5 May 12         | KOS        | 22.28        | Naim Malazezi                 | Beograd           | 26 Jul 87        |
| CHI        | 20.15        | Sebastián Keitel        | Santiago/CHI         | 17 May 98        | KSA        | 20.42        | Salem Mubarak Al-Yami         | Qatif             | 29 Mar 02        |
| <b>CHN</b> | <b>20.40</b> | <b>Xie Zhenye</b>       | <b>Shanghai</b>      | <b>13 May 17</b> | KUW        | 20.41        | Fawzi Al-Shammari             | Amman             | 9 Sep 03         |
| CIV        | 20.25        | Hua Wilfried Koffi      | Marrakech            | 14 Aug 14        | LAO        | 21.97        | Anousone Xaysa                | Oudomxay          | 11 Dec 14        |
| CMR        | 20.31        | Joseph Batangdon        | Johannesburg         | 17 Sep 99        | LAT        | 20.41        | Sergejs Inšakovs              | Atlanta           | 31 Jul 96        |
|            | 20.31        | Joseph Batangdon        | Alger                | 14 Jul 00        | LBA        | 20.91        | Mohamed Ashour Kawajah        | Damascus          | 8 Oct 09         |
|            | 20.31        | Joseph Batangdon        | Edmonton             | 7 Aug 01         | LBN        | 21.50        | Noureddine Hadid              | Beyrouth          | 28 Jul 16        |
| COD        | 20.40        | Gary Kikaya             | Karlskrona           | 12 Jun 06        | LBR        | 20.49        | Emmanuel Matadi               | Río de Janeiro    | 16 Aug 16        |
| COK        | 22.46        | Teina Teiti             | Adelaide             | 25 Aug 00        | LCA        | 20.63        | Corneil Lionel                | Norman            | 18 Apr 15        |
| <b>COL</b> | <b>20.11</b> | <b>Bernardo Baloyez</b> | <b>Medellín</b>      | <b>11 Jun 17</b> | LES        | 20.36        | Mosito Lehata                 | Glasgow           | 31 Jul 14        |
| COM        | 21.02        | Djaffar Hadhari         | Nantes               | 24 Aug 00        | LIE        | 21.14        | Martin Frick                  | Zofingen          | 1 Jun 98         |
| <b>CPV</b> | <b>21.83</b> | <b>Jordín Andrade</b>   | <b>Torres Vedras</b> | <b>18 Jun 17</b> | LTU        | 20.74        | Rytis Sakalauskas             | Bruxelles         | 16 Sep 11        |
| CRC        | 20.20        | Nery Brenes             | Río de Janeiro       | 16 Aug 16        | LUX        | 20.77        | Roland Bombardella            | Stuttgart         | 22 Aug 78        |
| CRO        | 20.76        | Željko Knapić           | Sarajevo             | 20 Sep 81        | MAC        | 21.60        | Lei Vai Kun                   | Taipei            | 29 Apr 01        |
| CUB        | 20.02        | Roberto Skyers          | Toronto              | 24 Jul 15        | MAD        | 20.85        | Hubert Rakotombélonsoa        | Antananarivo      | 28 Sep 96        |
| CYP        | 20.37        | Prodromos Katsantonis   | Athína               | 19 Jul 98        | MAR        | 20.50        | Aziz Ouhadi                   | Brazzaville       | 10 Jun 12        |
| <b>CZE</b> | <b>20.46</b> | <b>Pavel Maslák</b>     | <b>Trinec</b>        | <b>11 Jun 17</b> | MAS        | 20.92        | Manikavasagam Jegathesan      | Cd. de México     | 15 Oct 68        |
| DEN        | 20.52        | Jens Smedegård Hansen   | Cd. de México        | 12 Sep 79        | MAW        | 21.87        | Eston Kaonga                  | Christchurch      | 27 Jan 74        |
| DJI        | 22.53        | Farhan Hassan Arrey     | Djibouti             | 19 May 16        | MDA        | 21.15        | Yuriy Yordanov                | Baku              | 16 Sep 84        |
| DMA        | 20.31        | Chris Lloyd             | Houston              | 3 May 08         | MDV        | 20.75        | Hassan Saaid                  | Bangalore         | 11 Jul 16        |
| DOM        | 20.19        | Yancarlo Martínez       | Río de Janeiro       | 16 May 16        | MEX        | 20.17        | José Carlos Herrera           | Norwalk           | 16 Apr 16        |
| ECU        | 20.28        | Alex Quiñónez           | London               | 7 Aug 12         | MGL        | 21.53        | Achitbileg Battulga           | Incheon           | 30 Sep 14        |
| EGY        | 20.36        | Amr Seoud               | Nairobi              | 1 Aug 10         | MHL        | 21.47        | Roman Cress                   | St. Paul          | 13 May 00        |
| ERI*       | 21.34        | Aron Beyene             | Genève               | 16 Sep 06        | MKD        | 21.65        | Riste Pandev                  | La Chaux-de-Fonds | 6 Jul 14         |
| ESA        | 21.05        | Rubén Benítez           | Los Angeles          | 16 May 98        | MLI        | 20.92        | Sadio Diallo                  | Montverde         | 8 Jun 13         |
| ESP        | 20.12        | Bruno Hortelano         | Río de Janeiro       | 16 Aug 16        | MLT        | 21.03        | Kevin Moore                   | Zürich            | 14 Aug 14        |
| EST        | 20.43        | Marek Niit              | Des Moines           | 9 Jun 11         | MNE        | 21.44        | Luka Rakić                    | Baku              | 22 Jun 15        |
| ETH        | 21.30        | Wetere Gelelcha         | Kampala              | 31 May 07        | <b>MNT</b> | <b>20.28</b> | <b>Julius Morris</b>          | <b>El Paso</b>    | <b>14 May 17</b> |
| FIJ        | 20.53        | Banuve Tabakaucoro      | Port Moresby         | 16 Jul 15        | MON        | 21.89        | Sébastien Gattuso             | Marsa             | 5 Jun 03         |
| FIN        | 20.47        | Tommi Hartonen          | Sydney               | 27 Sep 00        | MOZ        | 21.66        | Xato José Muinde              | Gaborone          | 30 May 09        |
| FRA        | 19.80        | Christophe Lemaitre     | Daegu                | 3 Sep 11         | MRI        | 20.06        | Stéphane Buckland             | Paris (St. Denis) | 27 Aug 03        |
| FSM        | 21.65        | John Howard             | Apia                 | 27 Jun 03        | MTN        | 21.40        | Cheikh Diagana                | Hérouville        | 24 Jun 06        |
| GAB        | 20.49        | Antoine Boussombo       | Cd. de México        | 1 Jul 00         | MYA        | 21.52        | Soe Win                       | Rangoon           | 8 Dec 69         |
| GAM*       | 20.45        | Adama Jammeh            | Durban               | 26 Jun 16        | NAM        | 19.68        | Frankie Fredericks            | Atlanta           | 1 Aug 96         |
| GBR*       | 19.94        | John Regis              | Stuttgart            | 20 Aug 93        | NCA        | 21.73        | Daniel Alemán                 | Managua           | 21 Jun 13        |
| GBS        | 21.01        | Holder da Silva         | Salamanca            | 8 Jul 09         | NED        | 19.81        | Churandy Martina              | Lausanne          | 25 Aug 16        |
| GEO        | 20.59        | Besik Gotsiridze        | Moskva               | 15 Aug 87        | NEP        | 21.92        | Ram Krishna Chaudhari         | Madras            | 23 Dec 95        |
| GEQ        | 21.33        | Gustavo Envela Mahua    | Eugene               | 18 May 85        |            | 21.92        | Ram Krishna Chaudhari         | Kathmandu         | 28 Sep 99        |
| GER        | 20.20        | Tobias Unger            | Bochum               | 3 Jul 05         | NFI        | 22.34        | Jonathan McKee                | Helmstad          | 19 Jul 86        |
| GHA        | 20.15        | Emmanuel Tuffour        | Johannesburg         | 24 Sep 95        | NGR        | 19.84        | Francis Obikwelu              | Sevilla           | 25 Aug 99        |
| <b>GIB</b> | <b>22.19</b> | <b>Jerai Torres</b>     | <b>Málaga</b>        | <b>17 Jun 17</b> | NIG        | 21.24        | Yacouba Bello                 | Niamey            | 29 May 05        |
| GRE        | 19.85        | Kostás Kentéris         | München              | 9 Aug 02         | NMI        | 22.40        | Tyrone Omar                   | Apia              | 6 Sep 07         |
| GRN        | 20.41        | Kirani James            | El Paso              | 16 Apr 11        | NOR        | 19.89        | Jaysuma Saidy Ndure           | Stuttgart         | 23 Sep 07        |
| GUA        | 21.09        | Oscar Meneses           | Edwardsville         | 23 May 98        | NRU        | 22.46        | Jay Jay Capelle               | Apia              | 6 Sep 07         |
| GUI        | 20.54        | Joseph Loua             | Antananarivo         | 5 Sep 97         | <b>NZL</b> | <b>20.37</b> | <b>Joseph Millar</b>          | <b>Hamilton</b>   | <b>19 Mar 17</b> |
| GUM        | 21.75        | David Wilson            | Canberra             | 2 Mar 96         | OMA        | 20.77        | Barakat Al-Harathi            | Madinat Isa       | 19 Oct 11        |
| GUY        | 20.14        | James Gilkes            | Ingelheim            | 12 Sep 78        | PAK        | 20.92        | Liaqat Ali                    | Islamabad         | 19 May 12        |
| HAI        | 20.69        | Roudy Monroe            | Uniondale            | 6 Aug 11         | PAN        | 19.81        | Alonso Edward                 | Berlin            | 20 Aug 09        |
| HKG        | 20.94        | Tang Yik Chun           | Hongkong             | 16 Apr 05        | PAR        | 20.90        | Freddy A. Maidana             | Montevideo        | 5 Oct 14         |
| HON        | 20.40        | Rolando Palacios        | Toluca               | 20 Jul 08        | PER        | 20.58        | Andy Martinez                 | Tarija            | 24 Apr 16        |
| HUN        | 20.11        | Attila Kovács           | Miskolc              | 21 Aug 87        | PHI        | 21.12        | Trenten Beram                 | Pasig             | 24 Jun 16        |
| INA        | 20.76        | Suryo Agung Wibowo      | Nakhon Ratchasima    | 11 Dec 07        | PLE        | 21.26        | Mohamed Abukhousa             | Colmar            | 13 Jun 14        |



| COUNTRY    | MARK         | NAME                      | VENUE            | DATE             | COUNTRY           | MARK   | NAME                     | VENUE              | DATE             |
|------------|--------------|---------------------------|------------------|------------------|-------------------|--|--------------------------|--------------------|------------------|
| PLW        | 21.84        | Rodman Teltull            | Brisbane         | 8 Mar 15         | GAM               | <i>Saidy Ndure became a Norwegian citizen in December 2006</i>             |                          |                    |                  |
| PNG        | 20.97        | Theo Piniou               | Jacksonville     | 12 Jun 16        | GBR               | <i>19.87 Regis Sestriere 31 Jul 94 - not ratified by federation</i>        |                          |                    |                  |
| POL        | 19.98        | Marcin Urbas              | Sevilla          | 25 Aug 99        | KGZ               | <i>21.19 Aleksandr Zolotukhin Bishkek 23 Jul 04 - unknown irregularity</i> |                          |                    |                  |
| POR*       | 20.01        | Francis Obikwelu          | Göteborg         | 10 Aug 06        | POR               | <i>19.84 Francis Obikwelu Sevilla 25 Aug 99 - as a Nigerian citizen</i>    |                          |                    |                  |
| PRK        | 21.23        | Yu Jong Rim               | Pyongyang        | 17 Oct 91        | TJK               | <i>20.95 Davron Atabayev Dushanbe 13 Jun 16 - questionable</i>             |                          |                    |                  |
| PUR        | 20.44        | Luis Morales              | Corvallis        | 23 May 87        | TUN               | <i>21.11 Sofiane El Abidi Jablonec 3 Aug 99 - no wind reading</i>          |                          |                    |                  |
| PYF        | 21.60        | Robert Tupuhoé            | Nuku'alofa       | 28 Aug 89        | TUR               | <i>20.32 Ramil Guliyev Istanbul 11 Jun 11 - not ratified by federation</i> |                          |                    |                  |
| QAT        | 19.97        | Femi Ogunode              | Bruxelles        | 11 Sep 15        | UZB               | <i>20.74 Juravlyev Bishkek 1 Jun 08 - unknown irregularity</i>             |                          |                    |                  |
| ROU        | 20.70        | Florin Suciú              | Novi Sad         | 24 Jul 05        | <b>400 Metres</b> |  |                          |                    |                  |
| <b>RSA</b> | <b>19.84</b> | <b>Wayde van Niekerk</b>  | <b>Kingston</b>  | <b>10 Jun 17</b> | <b>AFG</b>        | <b>49.59</b>   | <b>Said Gilani</b>       | <b>Berlin</b>      | <b>25 Jun 17</b> |
| RUS        | 20.23        | Vladimir Krylov           | Roma             | 3 Sep 87         | AIA               | 47.29  | Kirthley Richardson      | Odessa, TX         | 19 May 95        |
| RWA        | 22.17        | Emmanuel Rubayiza         | Athens, GA       | 19 Apr 97        | ALB               | 46.78  | Eusebio Haliti           | Genève             | 28 May 11        |
| SAM        | 20.31        | Jeremy Dodson             | Beijing          | 25 Aug 15        | ALG               | 45.13  | Malik Louahla            | Edmonton           | 4 Aug 01         |
| SEN        | 20.21        | Oumar Loum                | Cd. de México    | 1 Jul 00         | AND†              | 48.38  | Daniel Gómez             | Schaan             | 26 May 99        |
| SEY        | 21.10        | Leroy Henriette           | Gaborone         | 2 Jun 13         | ANG               | 47.38  | João Paulo               | Lisboa             | 23 Jul 95        |
| SGP        | 21.14        | Haron Mundir              | Singapore        | 24 Jul 87        |                   | 47.2a  | Barceló de Carvalho      | Athína             | 16 Sep 69        |
| SKN        | 20.08        | Antoine Adams             | Basseterre       | 22 Jun 14        | <b>ANT</b>        | <b>45.72</b>   | <b>Rai Benjamin</b>      | <b>Los Angeles</b> | <b>30 Apr 17</b> |
| SLE        | 20.75        | Josephus Thomas           | London           | 16 Aug 97        | ARG               | 46.18  | Gustavo Aguirre          | Mar del Plata      | 11 Dec 99        |
| SLO        | 20.47        | Matic Osovnikar           | Athína           | 24 Aug 04        | ARM               | 46.99  | Akraik Hovanesian        | Kyiv               | 14 Jul 86        |
| SMR        | 21.02        | Aldo Canti                | Athína           | 10 Jul 91        | ARU               | 48.07  | Brian Samson             | Duffel             | 30 May 98        |
| SOL        | 21.85        | Chris Walasi              | Hamilton         | 14 Dec 05        | ASA               | 49.45  | Kelsey Nakanelua         | Adelaide           | 25 Aug 00        |
| SOM        | 21.88        | Ali Abdi Mohamed          | Riyadh           | 21 Dec 83        | AUS               | 44.38  | Darren Clark             | Seoul              | 26 Sep 88        |
| SRB        | 20.74        | Mladen Nikolić            | Athína           | 9 Sep 84         | AUT               | 45.69  | Clemens Zeller           | St. Pölten         | 3 Jun 10         |
| SRI        | 20.69        | Sugath Thilakarathne      | Bangkok          | 17 Dec 98        | AZE               | 45.83  | Yuriy Dudkin             | Tashkent           | 18 Sep 86        |
| SSD        | 21.14        | Mangar Chuot              | Sydney           | 3 Apr 16         | <b>BAH</b>        | <b>44.26</b>   | <b>Steven Gardiner</b>   | <b>St George's</b> | <b>8 Apr 17</b>  |
| STP        | 21.42        | Odair Péricles Da Costa   | Barcelona        | 18 Jun 97        | BAN               | 47.55  | Mohamed Hossain Milzer   | Seoul              | 29 Sep 86        |
| SUD        | 20.16        | Ahmed Ali                 | Gainesville      | 1 Apr 16         | BAR               | 45.32  | Elvis Forde              | Los Angeles        | 6 Aug 84         |
| <b>SUI</b> | <b>20.37</b> | <b>Alex Wilson</b>        | <b>Weinheim</b>  | <b>27 May 17</b> | BDI               | 46.32  | Jean-Patrick Nduwimana   | Tucson             | 20 Mar 99        |
| SUR        | 20.94        | Jurgen Themen             | Bradenton        | 28 May 16        | BEL               | 44.43  | Jonathan Borlée          | London             | 4 Aug 12         |
| <b>SVK</b> | <b>20.61</b> | <b>Ján Volko</b>          | <b>Tel Aviv</b>  | <b>25 Jun 17</b> | BEN               | 45.82  | Mathieu Gnaligno         | Porto Novo         | 29 Jun 12        |
| SWE        | 20.30        | Johan Wissman             | Stuttgart        | 23 Sep 07        | BER               | 45.26  | Troy Douglas             | Atlanta            | 27 Jul 96        |
| <b>SWZ</b> | <b>20.58</b> | <b>Sibusiso Matsenjwa</b> | <b>Harare</b>    | <b>11 Jun 17</b> | BHU               | 57.37  | Bal Bahadur Thamang      | Islamabad          | 3 Apr 04         |
| SYR        | 21.45        | Nabil Nahri               | Baghdad          | 24 Oct 79        | BIH               | 46.63  | Amel Tuka                | Zagreb             | 14 Sep 16        |
| TAN        | 21.27        | Ally Khamis Gulam         | Brazzaville      | 16 Sep 15        | BIZ               | 47.42  | Benjamin Fairweather     | Utica              | 9 May 15         |
| TGA        | 21.71        | Peni'akau Loloa           | Sydney           | 14 Feb 87        | BLR               | 45.43  | Aliaksandr Linnik        | Cheboksary         | 20 Jun 15        |
| THA        | 20.68        | Suphachai Chimdee         | Kanchanaburi     | 18 Mar 09        | BOL               | 47.72  | Fadrique Iglesias        | Cochabamba         | 3 Jun 01         |
| TJK*       | 21.34        | Aleksandr Pronzhenko      | Almaty           | 26 Jul 15        | BOT               | 43.72  | Isaac Makwala            | La Chaux-de-Fonds  | 5 Jul 15         |
| TKM        | 21.21        | Sergey Vladimirtsev       | Sofia            | 4 Jun 78         | BRA               | 44.29  | Sanderlei Parrela        | Sevilla            | 26 Aug 99        |
|            | 21.21        | Sergey Vladimirtsev       | La Habana        | 2 Aug 78         | BRN               | 44.36  | Ali Khamis Abbas         | Río de Janeiro     | 14 Aug 16        |
| TKS        | 20.27        | Delano Williams           | Kingston         | 16 Mar 13        | BRU               | 48.53  | Mohd Arman Hj Sanip      | Taverny            | 10 Jul 99        |
| TLS        | 23.89        | Mezias J                  | Jakarta          | 9 Sep 94         | BUL               | 45.32  | Iliya Dzhevondov         | Sofia              | 3 Jun 00         |
| TOG        | 20.87        | Casimir Kossi Akoto       | Bondoufle        | 23 Jun 96        | BUR               | 47.73  | Abdoul-Rashid Tamboura   | Vénissieux         | 10 May 15        |
| TPE        | 20.53        | Yang Chun-Han             | Kaohsiung        | 21 Oct 15        | CAF               | 47.82  | Martial Biguet           | Barcelona          | 1 Aug 92         |
| TTO        | 19.77        | Ato Boldon                | Stuttgart        | 13 Jul 97        | CAM               | 48.82  | Chhem Savin              | München            | 3 Sep 72         |
| TUN*       | 21.14        | Ridha Ghali               | Radès            | 9 Jul 05         | CAN               | 44.44  | Tyler Christopher        | Helsinki           | 12 Aug 05        |
| TUR*       | 19.88        | Ramil Guliyev             | Zagreb           | 8 Sep 15         | <b>CAY</b>        | <b>45.70</b>   | <b>Jamal Walton</b>      | <b>Miramar</b>     | <b>27 Apr 17</b> |
| TUV        | 23.73        | Okilani Tinilau           | Gold Coast       | 6 Aug 09         | CGO               | 45.74  | Benjamin Youla           | Fairfax            | 5 May 01         |
| UAE        | 20.63        | Omar Jouma Al-Salfa       | Guangzhou        | 24 Nov 10        | CHA               | 46.43  | Mahamat Goubaye Youssouf | São Bernardo       | 30 Jun 16        |
| UGA        | 20.63        | Moses Mila                | Johannesburg     | 27 Mar 98        | CHI               | 45.92  | Ricardo Roach            | Santiago/CHI       | 21 Mar 98        |
| UKR        | 20.00        | Valeriy Borzov            | München          | 4 Sep 72         | CHN               | 45.25  | Xu Zizhou                | Osaka              | 24 May 01        |
| URU        | 20.46        | Heber Viera               | Cd. de Guatemala | 12 May 02        | CIV               | 44.30  | Gabriel Tiacoh           | Indianapolis       | 7 Jun 86         |
| USA        | 19.32        | Michael Johnson           | Atlanta          | 1 Aug 96         | CMR               | 46.34  | Emmanuël Bitanga         | Abidjan            | 29 Mar 80        |
| UZB*       | 21.04        | Oleg Juravlyev            | Tashkent         | 25 May 07        | COD               | 44.10  | Gary Kikaya              | Stuttgart          | 9 Sep 06         |
| VAN        | 21.57        | Moses Kamut               | Cairns           | 19 Aug 07        | COK               | 51.21  | Alex Beddoes             | Auckland           | 11 Dec 13        |
| VEN        | 20.58        | José Acevedo              | Fayetteville     | 30 May 08        | COL               | 45.25  | Diego Palomeque          | Medellín           | 30 Apr 16        |
|            | 20.58        | José Acevedo              | Fayetteville     | 31 May 08        | COM               | 47.04  | Djaffar Hadhari          | Franconville       | 7 May 00         |
| VIE        | 20.89        | Le Trong Hinh             | Singapore        | 10 Jun 15        | CPV               | 47.96  | Salvador L. Gonçalves    | Esch-sur-Alzette   | 10 Sep 00        |
| VIN        | 20.76        | Eswort Coombs             | Odessa, TX       | 19 May 95        | CRC               | 44.60  | Nery Brenes              | Madrid             | 23 Jun 16        |
| YEM        | 22.64        | Abdallah Mohamed Mokhebb  | Al-Qâhira        | 25 Apr 14        | CRO               | 45.64  | Željko Knapić            | Sarajevo           | 19 Sep 81        |
| ZAM        | 20.29        | Gerald Phiri              | Boulder          | 18 May 08        | CUB               | 44.14  | Roberto Hernández        | Sevilla            | 30 May 90        |
| ZIM        | 20.12        | Brian Dzingai             | Austin           | 10 Jun 04        | CYP               | 46.16  | Evrípides Demosthenous   | Palma de Mallorca  | 10 Jul 99        |

Superior indoor best not ratified by federation as absolute record (†)

**CPV** **21.81** **Jordín Andrade** **Nampa** **11 Feb 17**

#### Notes (\*)

ALB Haliti transferred to Italy from 3 Oct 12

BIZ 20.70 Jayson Jones Miami 13 Jun 08 - irregular timing

ERI Aron Beyene became a Swiss citizen in 2007

ECU 46.48 Dick Perlaza Quito 31 Jul 97



| COUNTRY    | MARK         | NAME                      | VENUE             | DATE             | COUNTRY    | MARK         | NAME                      | VENUE             | DATE             |
|------------|--------------|---------------------------|-------------------|------------------|------------|--------------|---------------------------|-------------------|------------------|
| EGY        | 45.40        | Anas Abdelsalam Beshr     | Montverde         | 11 Jun 16        | MDA        | 46.57        | Sergey Grigoryev          | Kyiv              | 5 Jul 84         |
| ERI        | 48.25        | Haile Merih               | Alger             | 18 Jul 07        | MDV        | 47.48        | Hassan Saaid              | Kingston          | 1 Jun 13         |
| ESA        | 45.99        | Takeshi Fujiwara          | Medellín          | 28 Apr 12        | MEX        | 44.31        | Alejandro Cárdenas        | Sevilla           | 26 Aug 99        |
| ESP        | 44.96        | Cayetano Cornet           | Barcelona         | 12 Aug 89        | MGL        | 48.15        | Tsendsuren Erdene-Munkh   | Bratislava        | 14 Jun 89        |
| EST        | 45.74        | Marek Niit                | Zürich            | 12 Aug 14        | MHL        | 53.56        | Joe Jotai                 | Kolonia           | 24 Jul 02        |
| ETH        | 45.42        | Tegegne Bezabeh           | Cd. de México     | 18 Oct 68        | MKD        | 46.27        | Ismail Macev              | Casablanca        | 13 Sep 83        |
| FIJ        | 45.82        | Saimoni Tamani            | Edinburgh         | 23 Jul 70        | MLI        | 46.14        | Yaya Seyba                | Bad Blankenburg   | 20 Jul 88        |
| FIN        | 45.49        | Markku Kukkoaho           | München           | 7 Sep 72         | MLT        | 47.26        | Kevin Moore               | Ninove            | 27 Jul 13        |
| FRA        | 44.46        | Leslie Djhone             | Osaka             | 29 Aug 07        | MNE        | 46.82        | Slaviša Vraneš            | Beograd           | 19 Aug 00        |
| FSM        | 50.22        | Jack Howard               | Kolonia           | 25 Jul 02        | MNT        | 48.55        | Stephen Lewis             | Spokane           | 1 May 92         |
| GAB        | 47.26        | Antoine Boussombo         | Calgary           | 25 Jun 06        | MON        | 48.63        | Brice Etès                | Schaan            | 3 Jun 11         |
| GAM        | 45.48        | Dawda Jallow              | Atlanta           | 3 Apr 93         | MOZ        | 46.50        | Kurt Couto                | Windhoek          | 13 Apr 07        |
| GBR        | 44.36        | Iwan Thomas               | Birmingham        | 13 Jul 97        | MRI        | 44.69        | Éric Milazar              | Madrid            | 7 Jul 01         |
| GBS        | 47.70        | Edivaldo Monteiro         | Lisboa            | 17 Jul 96        | MTN        | 47.87        | Youba Ould Mohamed        | Edmonton          | 4 Aug 01         |
| GEO        | 45.86        | Alif Aliyev               | Kyiv              | 28 Aug 83        | MYA        | 48.63        | Htay Win                  | Manila            | 30 Nov 91        |
| GEQ        | 46.78        | Gustavo Envela Mahua      | Sacramento        | 14 Jun 86        | NAM        | 46.14        | Daniel Haitembu           | Bloemfontein      | 26 Apr 80        |
| GER        | 44.33        | Thomas Schönlebe          | Roma              | 3 Sep 87         | NCA        | 48.60        | Carlos Aguirre            | Moskva            | 7 Jun 87         |
| GHA        | 45.13        | Ibrahim Hassan            | Walnut            | 21 Apr 96        | NED        | 44.72        | Liemarvin Bonevacia       | Beijing           | 23 Aug 15        |
| GIB        | 47.97        | Jonathon Lavers           | Osaka             | 28 Aug 07        | NEP        | 48.32        | Asha Ram Chaudhari        | Beijing           | 28 Sep 90        |
| GRE        | 45.11        | Dimitrios Régas           | Athina            | 16 Sep 06        | NFI        | 48.63        | Jonathan McKee            | Varberg           | 4 Jul 87         |
| GRN        | 43.74        | Kirani James              | Lausanne          | 3 Jul 14         | NGR        | 44.17        | Innocent Egbunike         | Zürich            | 19 Aug 87        |
| GUA        | 47.69        | Humberto Bermúdez         | San José/CRC      | 22 May 16        | NIG        | 47.27        | Nourdine M. Mahamadou     | Accra             | 17 Jun 12        |
| GUI        | 47.60        | Alpha Amadou Sy Savané    | Harare            | 14 Sep 95        | NMI        | 52.74        | Beouch Ngirchongor        | Kolonia           | 22 Jul 14        |
| <b>GUM</b> | <b>47.59</b> | <b>Aaron Whitaker</b>     | <b>Monmouth</b>   | <b>13 May 17</b> | <b>NOR</b> | <b>44.87</b> | <b>Karsten Warholm</b>    | <b>Florø</b>      | <b>10 Jun 17</b> |
| GUY        | 45.25        | Winston George            | Beijing           | 23 Aug 15        | NRU        | 52.30        | Jay Jay Capelle           | Yona              | 15 Dec 07        |
| HAI*       | 46.34        | Pascal Orelus             | Jacksonville      | 25 May 12        | NZL        | 46.09        | Shaun Farrell             | Wanganui          | 7 Mar 98         |
| HKG        | 47.28        | Chan Ka Chun              | Taipei            | 15 May 15        | OMA        | 44.56        | Mohamed Al-Malky          | Budapest          | 12 Aug 88        |
| HON        | 47.64        | Rolando Palacios          | Kingston          | 12 Feb 11        | PAK        | 46.75        | Saghir Ahmad              | Islamabad         | 5 Apr 04         |
| HUN        | 45.42        | Marcell Deák Nagy         | Tallinn           | 22 Jul 11        |            | 46.75        | Mehbood Ali               | Quetta            | 9-11 May 16      |
| INA        | 46.37        | Elieser Wattebosi         | Singapore         | 14 Jun 93        | PAN        | 45.29        | Héctor Daley              | Cd. Bolívar       | 15 Aug 81        |
| <b>IND</b> | <b>45.32</b> | <b>Muhammed Anas</b>      | <b>New Delhi</b>  | <b>15 May 17</b> | PAR        | 46.62        | Augusto Stanley           | Barquisimeto      | 8 Jun 12         |
| <b>IRI</b> | <b>45.64</b> | <b>Ali Khadivar</b>       | <b>Erzurum</b>    | <b>11 Jun 17</b> | PER        | 45.30        | Fernando Acevedo          | Cali              | 1 Aug 71         |
| IRL        | 44.77        | David Gillick             | Madrid            | 4 Jul 09         | PHI        | 45.57        | Isidro del Prado          | Manila            | 1 Dec 84         |
| IRQ        | 46.29        | Aouf Abdulrahman Yousif   | Casablanca        | 5 Aug 85         | <b>PLE</b> | <b>48.61</b> | <b>Mohamed Abukhousa</b>  | <b>Rédout</b>     | <b>25 Feb 17</b> |
| ISL        | 45.36        | Oddur Sigurdsson          | Austin            | 12 May 84        | PLW        | 49.17        | Conrad Rdechor            | Adelaide          | 25 Aug 00        |
| ISR        | 45.04        | Donald Blair-Sanford      | Zhukovskiy        | 19 Jul 15        | PNG        | 46.70        | Nelson Stone              | New Delhi         | 8 Oct 10         |
| ISV        | 44.77        | Tabarie Henry             | Hutchinson        | 23 May 09        | POL        | 44.62        | Tomasz Czubak             | Sevilla           | 24 Aug 99        |
| ITA        | 45.12        | Matteo Galvan             | Rieti             | 25 Jun 16        | POR        | 45.74        | Victor Ricardo Dos Santos | Zürich            | 13 Aug 14        |
|            | 45.12        | Matteo Galvan             | Amsterdam         | 7 Jul 16         | PRK        | 46.95        | Hwang Il Sok              | Odawara           | 25 Jun 00        |
| IVB        | 46.04        | Dean Greenaway            | Lincoln           | 19 May 79        | PUR        | 45.60        | Héctor Carrasquillo       | San Fernando      | 5 Jun 10         |
| JAM        | 43.93        | Rusheen McDonald          | Beijing           | 23 Aug 15        | PYF        | 47.13        | Isaac Yaya                | Nice              | 26 Jun 05        |
| JOR        | 47.67        | Abdelsalam Khalifa Al-Haj | Amman             | 25 Jul 07        | QAT        | 44.27        | Abdalelah Haroun          | La Chaux-de-Fonds | 5 Jul 15         |
| JPN        | 44.78        | Susumu Takano             | Tokyo             | 16 Jun 91        | ROU        | 45.60        | Ioan Vieru                | Metz              | 2 Jul 06         |
| KAZ        | 45.52        | Aleksandr Kurochkin       | Moskva            | 17 Aug 84        | RSA        | 43.03        | Wayde van Niekerk         | Río de Janeiro    | 14 Aug 16        |
|            | 45.52        | Aleksandr Kurochkin       | Roma              | 1 Jun 85         | RUS        | 44.60        | Viktor Markin             | Moskva            | 30 Jul 80        |
| KEN        | 44.18        | Samson Kitur              | Barcelona         | 3 Aug 92         | RWA        | 47.93        | Emmanuel Ntakiyimana      | Kampala           | 7 Jul 16         |
| KGZ        | 46.67        | Nikolay Chernetskiy       | Berkeley          | 7 Jul 78         | SAM        | 48.67        | Siologa Viliamu Sepa      | Mata-Utu          | 4 Sep 13         |
| KIR        | 51.98        | Kiakia Tekambwa           | Gold Coast        | 8 Aug 09         | SEN        | 45.01        | Amadou Gakou              | Cd. de México     | 18 Oct 68        |
| KOR        | 45.37        | Son Ju-Il                 | Seoul             | 17 Jun 94        | SEY        | 47.08        | Joseph Adam               | Clemson           | 16 May 93        |
| KOS*       | 48.22        | Astrit Kryeziu            | Tiranë            | 11 Jun 14        | SGP        | 47.29        | Zubin Percy Muncherji     | Taipei            | 12 Jun 14        |
| KSA        | 43.93        | Youssef Masrahi           | Beijing           | 23 Aug 15        | <b>SKN</b> | <b>45.70</b> | <b>Warren Hazel</b>       | <b>Austin</b>     | <b>26 May 17</b> |
| KUW        | 44.93        | Fawzi Al-Shammari         | Doha              | 15 May 02        | SLE        | 46.04        | Felix Sandy               | Fresno            | 9 Apr 88         |
|            | 44.93        | Fawzi Al-Shammari         | Busan             | 9 Oct 02         | SLO        | 45.07        | Luka Janežič              | Río de Janeiro    | 13 Aug 16        |
|            | 44.93        | Fawzi Al-Shammari         | Amman             | 7 Sep 03         | SMR        | 47.84        | Marco Tamagnini           | Nicosia           | 20 May 89        |
| LAO        | 50.18        | Vanxay Singbandith        | Hiroshima         | 11 Oct 94        | SOL        | 47.76        | Chris Walasi              | Christchurch      | 27 Jan 06        |
| <b>LAT</b> | <b>45.60</b> | <b>Jānis Leitis</b>       | <b>Tel Aviv</b>   | <b>24 Jun 17</b> | SOM        | 47.91        | Ibrahim Okash Omar        | Los Angeles       | 4 Aug 84         |
| LBA        | 44.98        | Mohamed Ashour Kawajah    | Nairobi           | 30 Jul 10        | SRB        | 45.30        | Slobodan Branković        | Split             | 29 Aug 90        |
| LBN        | 48.08        | Mohamed Siraj Tamim       | Beyrouth          | 5 Apr 13         | SRI        | 44.61        | Sugath Thilakarathne      | Fukuoka           | 20 Jul 98        |
| LBR        | 45.77        | Siraj Williams            | Sacramento        | 9 Jun 07         | SSD        | 47.63        | Mangar Chuot              | Perth             | 18 Mar 16        |
| LCA        | 45.49        | Ivan Jean-Marie           | Tucson            | 20 May 95        | STP        | 46.07        | Filipe Lombá              | Lisboa            | 5 Jul 87         |
| LES        | 45.46        | Henry Mohoanyane          | Bloemfontein      | 18 Mar 88        | SUD        | 44.76        | Hassan El Kashief         | Provo             | 3 Jun 82         |
| LIE        | 49.32        | Fabian Haldner            | Genève            | 7 Sep 14         | SUI        | 44.99        | Matthias Rusterholz       | Lausanne          | 3 Jul 96         |
| LTU        | 45.73        | Remigius Valiulis         | Cd. de México     | 8 Sep 79         | SUR        | 46.89        | Tommy Asinga              | La Habana         | 4 Aug 91         |
| LUX‡       | 47.76        | David Fiegen              | La Chaux-de-Fonds | 20 Aug 06        | SVK        | 45.32        | Štefan Balošák            | Atlanta           | 27 Jul 96        |
| MAC        | 47.61        | Lei Vai Kun               | Hongkong          | 21 Jul 96        | SWE        | 44.56        | Johan Wissman             | Osaka             | 29 Aug 07        |
| MAD        | 46.83        | Bruno Ediarimalala        | Santiago/CHI      | 17 Oct 00        | <b>SWZ</b> | <b>46.99</b> | <b>Thandaza Zwane</b>     | <b>Gaborone</b>   | <b>29 Apr 17</b> |
| MAR        | 45.03        | Benyounès Lahlou          | Latakia           | 9 Sep 92         | SYR        | 47.18        | Zahreddin Najem           | Beyrouth          | 30 Jun 99        |
| MAS        | 46.41        | Mohd Zaiful Zainal Abidin | B. S. Begawan     | 20 Jul 01        | TAN        | 45.74        | Claver Kamanya            | Cd. de México     | 16 Oct 68        |
| MAW        | 47.85        | Golden Gunde              | Glasgow           | 28 Jul 14        | TGA        | 48.31        | Henele Taliai             | Melbourne         | 28 Feb 97        |

| COUNTRY    | MARK         | NAME                      | VENUE          | DATE             | COUNTRY    | MARK           | NAME                       | VENUE              | DATE             |
|------------|--------------|---------------------------|----------------|------------------|------------|----------------|----------------------------|--------------------|------------------|
| THA        | 46.00        | Kunanon Sukkaew           | Singapore      | 12 Jun 15        | CAM        | 1:53.17        | Kieng Samorn               | Palembang          | 15 Nov 11        |
| <b>TJK</b> | <b>47.60</b> | <b>Davron Atabayev</b>    | <b>Almaty</b>  | <b>24 Jun 17</b> | CAN        | 1:43.68        | Gary Reed                  | Monaco             | 29 Jul 08        |
| TKM        | 45.86        | Vitaliy Fedotov           | Kyiv           | 26 Aug 81        | CAY*       | 1:50.22        | Jon Rankin                 | Los Angeles (W)    | 9 Apr 11         |
| TKS        | 46.82        | Angelo Garland            | Conway         | 11 May 14        | CGO        | 1:49.5         | Ghislain Obounghat         | Tunis              | 1 May 83         |
| TLS        | 50.79        | Domingos Sávio dos Santos | Singapore      | 12 Jun 15        | CHA        | 1:48.6         | Ahmed Issa                 | Thonon-les-Bains   | 26 Aug 62        |
| TOG        | 46.92        | Casimir Kossi Akoto       | Viry-Châtillon | 16 Jul 95        | CHI        | 1:45.75        | Pablo Squella              | Hengelo            | 12 Aug 90        |
| TPE        | 46.35        | Chen Chieh                | Kaohsiung      | 19 Oct 15        | CHN        | 1:46.32        | Teng Haining               | Beijing            | 21 May 14        |
| TTO        | 44.01        | Machel Cedenio            | Río de Janeiro | 14 Aug 16        | CIV        | 1:47.09        | Siahka Bamba               | Castres            | 6 Aug 03         |
| TUN        | 45.19        | Sofiane El Abidi          | Sevilla        | 5 Jun 04         | CMR        | 1:48.6         | Paulin Nyatchou            | Yaoundé            | 9 Jun 01         |
| TUR        | 45.51        | Yavuz Can                 | Amsterdam      | 7 Jul 16         | COD        | 1:50.39        | Patrick Tambwé             | St. Maur           | 4 Jul 01         |
| TUV        | 54.81        | Telava Folitau            | Gold Coast     | 6 Aug 09         | COK        | 1:51.70        | Alex Beddoes               | Watford            | 26 Aug 15        |
| UAE        | 46.10        | Hassan Ali Obaid Shirook  | Qatif          | 29 Apr 09        | COL        | 1:44.31        | Rafith Rodríguez           | Belém              | 15 May 11        |
| UGA        | 44.37        | Davis Kamoga              | Athína         | 5 Aug 97         | COM        | 1:51.44        | Attoumane Abdoul-Had       | Aix-les-Bains      | 20 May 12        |
| UKR        | 45.01        | Vitaliy Butrym            | Almaty         | 25 Jul 15        | <b>CPV</b> | <b>1:49.94</b> | <b>Samuel Freire</b>       | <b>Lisboa</b>      | <b>17 Jun 17</b> |
| URU        | 45.02        | Andrés Silva              | Fortaleza      | 17 May 06        | CRC        | 1:50.04        | Víctor Emilio Ortíz        | Medellín           | 29 Apr 12        |
| USA        | 43.18        | Michael Johnson           | Sevilla        | 26 Aug 99        | CRO        | 1:44.07        | Luciano Sušanj             | Roma               | 4 Sep 74         |
| UZB        | 45.37        | Sergey Lovachev           | Kyiv           | 22 Jun 84        | CUB        | 1:42.85        | Norberto Téllez            | Atlanta            | 31 Jul 96        |
| VAN        | 47.62        | Baptiste Firiarm          | Sydney         | 7 Mar 96         | CYP        | 1:47.17        | Spyros Spyrou              | Casablanca         | 15 Sep 83        |
| VEN        | 45.21        | Alberth Bravo             | Xalapa         | 25 Nov 14        | CZE        | 1:44.84        | Lukáš Vydra                | Zürich             | 12 Aug 98        |
| VIE        | 45.99        | Quach Cong Lich           | Chanthaburi    | 29 Jun 15        | DEN        | 1:41.11        | Wilson Kipketer            | Köln               | 24 Aug 97        |
| VIN        | 45.19        | Eswort Coombs             | Walnut         | 20 Apr 97        | DJI        | 1:42.97        | Ayanleh Souleiman          | Monaco             | 17 Jul 15        |
| YEM        | 49.21        | Saeed Ali Al-Adhreai      | Daegu          | 25 Aug 03        | DMA        | 1:48.60        | Erison Hurtault            | Princeton          | 22 Apr 11        |
| ZAM        | 44.88        | Samuel Matete             | Rieti          | 6 Sep 91         | DOM        | 1:47.28        | Tayron Reyes               | Río de Janeiro     | 15 May 16        |
| ZIM        | 44.58        | Lewis Banda               | Tucson         | 15 May 04        | ECU        | 1:46.55        | Byron Piedra               | Belém              | 25 May 08        |
|            |              |                           |                |                  | EGY        | 1:44.98        | Hamada Mohd Ahmed          | Torino             | 8 Jun 12         |
|            |              |                           |                |                  | ERI        | 1:47.20        | Girmay Hadgu               | Río de Janeiro     | 20 Jul 11        |
|            |              |                           |                |                  | ESA        | 1:52.64        | Roberto Cortés             | San José/CRC       | 3 Jun 05         |
|            |              |                           |                |                  | ESP        | 1:43.74        | Kevin López                | Monaco             | 20 Jul 12        |
|            |              |                           |                |                  | EST        | 1:45.87        | Urmet Uusorg               | Helsinki           | 10 Jun 99        |
|            |              |                           |                |                  | ETH        | 1:42.37        | Mohamed Aman               | Bruxelles          | 6 Sep 13         |
|            |              |                           |                |                  | FIJ        | 1:48.70        | Isireli Naikелеkelevesi    | Szombathely        | 8 Aug 04         |
|            |              |                           |                |                  | FIN        | 1:44.10        | Ari Suhonen                | Zürich             | 16 Aug 89        |
|            |              |                           |                |                  | FRA        | 1:42.53        | Pierre-Ambroise Bosse      | Monaco             | 18 Jul 14        |
|            |              |                           |                |                  | FSM        | 2:01.95        | Cornelius Ardos            | Kolonia            | 25 Jul 02        |
|            |              |                           |                |                  | GAB        | 1:48.45        | Franck Matamba             | Limoges            | 8 Jul 95         |
|            |              |                           |                |                  | GAM        | 1:48.1         | Ebrima Ceasay              | Abidjan            | 12 May 00        |
|            |              |                           |                |                  |            | 1:48.24        | Lamin Keita                | Dakar              | 16 Apr 16        |
|            |              |                           |                |                  | GBR        | 1:41.73        | Sebastian Coe              | Firenze            | 10 Jun 81        |
|            |              |                           |                |                  | GBS        | 1:50.50        | Danilson Ricciulli         | Funchal            | 29 Jun 02        |
|            |              |                           |                |                  | GEO        | 1:49.6         | Anatoliy Nekrasov          | Tbilisi            | 14 Jul 79        |
|            |              |                           |                |                  | <b>GEQ</b> | <b>1:51.54</b> | <b>Benjamin Enzema</b>     | <b>Pontoise</b>    | <b>20 Jun 17</b> |
|            |              |                           |                |                  | GER        | 1:43.65        | Willi Wülbeck              | Helsinki           | 9 Aug 83         |
|            |              |                           |                |                  | <b>GHA</b> | <b>1:44.80</b> | <b>Alex Amankwah</b>       | <b>Marietta</b>    | <b>19 May 17</b> |
|            |              |                           |                |                  | GIB        | 1:50.58        | Harvey Dixon               | Watford            | 16 Jul 14        |
|            |              |                           |                |                  | GRE        | 1:45.00        | Panayiótis Stroubákos      | Zürich             | 13 Aug 97        |
|            |              |                           |                |                  | GRN        | 1:49.4         | Conrad Francis             | Fort-de-France     | 17 May 82        |
|            |              |                           |                |                  | GUA        | 1:49.07        | Luis Martínez              | Tokyo              | 25 Aug 91        |
|            |              |                           |                |                  | GUI        | 1:51.80        | Mohamed Malal Sy Savané    | Barcelona          | 1 Aug 92         |
|            |              |                           |                |                  | GUM        | 1:53.26        | Anthony Quan               | Seattle            | 3 Apr 99         |
|            |              |                           |                |                  | GUY        | 1:45.92        | Oslan Barr                 | Houston            | 7 May 88         |
|            |              |                           |                |                  | HAI*       | 1:45.79        | Jean Destiné               | Eagle Rock         | 11 May 96        |
|            |              |                           |                |                  | HKG        | 1:52.17        | Leung Tat Wai              | Hongkong           | 18 Apr 99        |
|            |              |                           |                |                  | <b>HON</b> | <b>1:52.41</b> | <b>Elvin Josué Canales</b> | <b>Palafrugell</b> | <b>17 Mar 17</b> |
|            |              |                           |                |                  | HUN        | 1:45.37        | Tamás Kazi                 | Rieti              | 8 Sep 13         |
|            |              |                           |                |                  | INA        | 1:49.93        | Alexander Resmol           | Chiangmai          | 12 Dec 95        |
|            |              |                           |                |                  | IND        | 1:45.77        | Sri Ram Singh              | Montréal           | 25 Jul 76        |
|            |              |                           |                |                  | IRI        | 1:44.74        | Sajad Moradi               | Incheon            | 4 Sep 05         |
|            |              |                           |                |                  | IRL        | 1:44.82        | David Matthews             | Rieti              | 5 Sep 95         |
|            |              |                           |                |                  | IRQ        | 1:45.88        | Adnan Taees Akkar          | Guangzhou          | 25 Nov 10        |
|            |              |                           |                |                  | ISL        | 1:48.83        | Erlingur Jóhannsson        | Oslo               | 4 Jul 87         |
|            |              |                           |                |                  | ISR*       | 1:46.83        | Dustin Emrani              | Indianapolis       | 15 Jun 11        |
|            |              |                           |                |                  | ISV        | 1:49.15        | Seymour Walter             | Indianapolis       | 9 Jun 12         |
|            |              |                           |                |                  | ITA        | 1:43.74        | Andrea Longo               | Rieti              | 3 Sep 00         |
|            |              |                           |                |                  | IVB        | 1:46.98        | Greg Rhymer                | Ypsilanti          | 25 May 94        |
|            |              |                           |                |                  | JAM        | 1:45.2         | Seymour Newman             | Helsinki           | 29 Jun 77        |
|            |              |                           |                |                  | JOR        | 1:48.25        | Jihad Al-Balawi            | Buffalo            | 15 Jul 93        |
|            |              |                           |                |                  | JPN        | 1:45.75        | Sho Kawamoto               | Tokyo              | 11 May 14        |
|            |              |                           |                |                  | KAZ        | 1:46.99        | Mikhail Kolganov           | Almaty             | 5 Jun 04         |
|            |              |                           |                |                  | KEN        | 1:40.91        | David Rudisha              | London             | 9 Aug 12         |

Superior indoor bests not ratified by federation as absolute records (‡)

AND 47.94 Daniel Gómez Sevilla 6 Feb 00

LUX 47.49 Vincent Karger Luxembourg 24 Jan 15

#### Notes (\*)

HAI 45.71 Gerald Clervil Athens GA 16 May 99 - as a US citizen

KOS Kryeziu transferred to Albania from 21 Jun 14

#### 800 Metres

|            |                |                          |                  |                  |
|------------|----------------|--------------------------|------------------|------------------|
| AFG        | 1:53.62        | Wais Ibrahim Khairandesh | Portland         | 12 Jun 16        |
| AIA        | 1:52.17        | Vernal Gumbs             | San Juan         | 28 Jul 89        |
| ALB        | 1:48.03        | Astrit Kryeziu           | Jona             | 22 Aug 15        |
| ALG        | 1:42.61        | Taoufik Makhloufi        | Río de Janeiro   | 15 Aug 16        |
| <b>AND</b> | <b>1:48.13</b> | <b>Pol Moya</b>          | <b>Barcelona</b> | <b>28 Jun 17</b> |
| ANG        | 1:47.54        | João N'Tyamba            | Belle Vue        | 27 Jun 92        |
| ANT        | 1:48.62        | Dale Jones               | Tokyo            | 25 Aug 91        |
| ARG        | 1:46.01        | Luis Migueles            | Bratislava       | 14 Jun 86        |
| ARM*       | 1:50.09        | Ashot Hayrapetyan        | Daegu            | 27 Aug 11        |
| ARU        | 1:57.57        | Justice Dreischer        | St George's      | 28 Mar 16        |
| ASA        | 2:01.3         | Afiutolu Lefiaseu        | Utulei           | 10 Apr 92        |
| AUS        | 1:44.40        | Ralph Doubell            | Cd. de México    | 15 Oct 68        |
|            | 1:44.40        | Alex Rowe                | Monaco           | 18 Jul 14        |
| AUT        | 1:46.21        | Michael Wildner          | Ingolstadt       | 19 Jul 92        |
| AZE*       | 1:46.7         | Alibey Sükürov           | Baku             | 3 Jun 04         |
| BAH        | 1:49.54        | Chris Brown              | Maracaibo        | 17 Aug 98        |
| BAN        | 1:51.16        | Mohamed Hossain Milzer   | Seoul            | 23 Sep 88        |
| BAR        | 1:46.24        | Orlando Greene           | Philadelphia     | 22 May 76        |
| BDI        | 1:42.81        | Jean-Patrick Nduwimana   | Zürich           | 17 Aug 01        |
| BEL        | 1:43.86        | Ivo Van Damme            | Montréal         | 25 Jul 76        |
| BEN        | 1:50.89        | Akim Balogoun            | Lagos            | 21 May 99        |
| BER        | 1:46.26        | Aaron Evans              | Greensboro       | 28 May 10        |
| BHU        | 2:05.05        | Kinzang Dorji            | Kathmandu        | 26 Sep 99        |
| BIH        | 1:42.51        | Amel Tuka                | Monaco           | 17 Jul 15        |
| BIZ        | 1:52.33        | Jonathon Williams        | Walnut           | 8 Mar 08         |
| BLR        | 1:44.43        | Anis Ananenko            | Budapest         | 10 Jul 13        |
| BOL        | 1:48.16        | Fadrique Iglesias        | Ponce            | 27 May 06        |
| BOT        | 1:41.73        | Nijel Amos               | London           | 9 Aug 12         |
| BRA        | 1:41.77        | Joaquim Cruz             | Köln             | 26 Aug 84        |
| BRN        | 1:42.79        | Youssef Saad Kamel       | Monaco           | 29 Jul 08        |
| BRU        | 1:55.05        | Jimmy Anak Ahar          | Kota Kinabalu    | 10 Sep 02        |
| BUL        | 1:46.3a        | Kondra Kolev             | Celje            | 12 Jul 79        |
| BUR        | 1:52.1         | Kondia Ouoba             | Abidjan          | 13 Apr 74        |
| <b>CAF</b> | <b>1:50.39</b> | <b>Francky Mbotto</b>    | <b>Amiens</b>    | <b>10 Jun 17</b> |

| COUNTRY    | MARK           | NAME                       | VENUE           | DATE             | COUNTRY  | MARK  | NAME                     | VENUE             | DATE             |
|------------|----------------|----------------------------|-----------------|------------------|--|---|--------------------------|-------------------|------------------|
| KGZ        | 1:46.04        | Boris Kaveshnikov          | Moskva          | 15 Jul 99        | SGP  | 1:50.56   | Sinnathambi Pandian      | Singapore         | 22 Jul 87        |
| KIR        | 2:01.73        | Taanini Teekia             | Apia            | 3 Sep 07         | SKN  | 1:49.96   | Ian Godwin               | Kingston          | 27 Jun 96        |
| KOR        | 1:44.14        | Lee Jin-Il                 | Seoul           | 17 Jun 94        | SLE  | 1:51.23   | Prince Amara             | Cwmbrân           | 9 Jul 95         |
| KOS        | 1:47.4         | Musa Hajdari               | Mitrovicë       | 31 Aug 14        | SLO  | 1:46.00   | Žan Rudolf               | Velenje           | 1 Jul 15         |
| KSA        | 1:43.66        | Mohammed Al-Salhi          | Doha            | 8 May 09         | SMR  | 1:51.8  | Manlio Molinari          | San Marino        | 25 Jun 97        |
| KUW        | 1:44.13        | Mohamed Al-Azimi           | Athína          | 3 Jul 06         | SOL  | 1:52.64   | Charlie Oliver           | Brisbane          | 5 Oct 82         |
| LAO        | 1:57.97        | Khambieng Khamiar          | Bangkok         | 24 Nov 89        | SOM  | 1:43.60   | Abdi Bile                | Zürich            | 16 Aug 89        |
| LAT        | 1:43.67        | Dmitrijs Miļkevičs         | Athína          | 3 Jul 06         | SRB  | 1:44.75   | Slobodan Popović         | Linz              | 15 Aug 88        |
| LBA        | 1:48.08        | Aboubaker El-Gatrouni      | Abuja           | 13 Oct 03        | SRI  | 1:47.56   | Ranjit Subasinghe        | Dhaka             | 25 Dec 93        |
| LBN        | 1:50.66        | Ali Khazaal                | Athína          | 4 Aug 97         | SSD  | 1:51.59   | Omet Kak                 | Lincoln           | 5 May 13         |
| LBR        | 1:47.04        | Bobby True                 | Des Moines      | 29 Apr 00        | STP  | 1:52.8  | António Cadio Paraiso    | Luanda            | 27 Aug 81        |
| <b>LCA</b> | <b>1:47.83</b> | <b>Marbeq Edgar</b>        | <b>Houston</b>  | <b>5 May 17</b>  | SUD  | 1:42.23   | Abubaker Kaki            | Oslo              | 4 Jun 10         |
| LES        | 1:50.85        | Freddy Lenka               | Welkom          | 6 Mar 82         | SUI  | 1:42.55   | André Bucher             | Zürich            | 17 Aug 01        |
| LIE        | 1:46.16        | Günther Hasler             | Zürich          | 20 Aug 75        | SUR  | 1:46.74   | Tommy Asinga             | Indianapolis      | 8 May 92         |
| LTU        | 1:46.58        | Vitalij Kozlov             | Kaunas          | 19 Jul 08        | SVK  | 1:44.94   | Jozef Repčík             | Ostrava           | 12 Jun 08        |
| LUX        | 1:44.81        | David Fiegen               | Zürich          | 18 Aug 06        | SWE  | 1:45.45   | Rizak Dirshe             | Cuxhaven          | 19 Jul 03        |
| MAC        | 1:56.71        | Lei Vai Kun                | Hongkong        | 22 Sep 95        | SWZ  | 1:46.54   | Ndumiso Mdziniso         | Kristiinakaupunki | 1 Jul 97         |
| MAD        | 1:47.33        | Joseph Rakotoarimanana     | Atlanta         | 28 Jul 96        | SYR  | 1:47.45   | Mahmoud Kheirat          | Esch-sur-Alzette  | 19 Jun 98        |
| MAR        | 1:43.25        | Amine Laâlou               | Roma            | 14 Jul 06        | TAN  | 1:45.28   | Samwel Mwera             | Río de Janeiro    | 15 May 05        |
| MAS        | 1:47.37        | Batulamai Rajakumar        | Jakarta         | 26 Sep 85        | TGA  | 1:56.8  | Henele Taliia            | Melbourne         | 26 Nov 98        |
| MAW        | 1:49.48        | Kenneth Dzekedzeke         | Nairobi         | 8 Aug 87         | THA  | 1:48.48   | Chern Srichudanu         | Chiangmai         | 12 Dec 95        |
| MDA        | 1:47.18        | Vitaliy Cherkes            | Staiki          | 19 Aug 00        | TJK  | 1:48.5  | Rivkat Agletdinov        | Dushanbe          | 21 Jun 83        |
| MDV        | 1:53.08        | Naseer Ismail              | Kathmandu       | 27 Sep 99        | TKM  | 1:47.66   | Sergey Kamayev           | Tashkent          | 17 Sep 86        |
| <b>MEX</b> | <b>1:45.51</b> | <b>Jesús López</b>         | <b>Culiacán</b> | <b>25 Mar 17</b> | <b>TKS</b>   | <b>1:52.52</b>  | <b>Ken Reyes</b>         | <b>Kingston</b>   | <b>1 Apr 17</b>  |
| MGL        | 1:52.63        | Chuluunbaatar Ariunsaichan | Ostrava         | 7 Jun 88         | TLS  | 1:56.6  | Bader Atamimi            | Jakarta           | 19 Oct 89        |
| MHL        | 2:05.2         | Martin Motu'ahala          | Laura           | 28 Jul 94        | TOG  | 1:52.09   | Roger Kangni             | München           | 31 Aug 72        |
| MKD        | 1:47.14        | Vanco Stojanov             | Sofia           | 15 May 02        | TPE  | 1:47.24   | Wang Jung-Hua            | Los Angeles (W)   | 3 May 80         |
| MLI        | 1:46.38        | Moussa Camara              | Daegu           | 27 Aug 11        | TTO  | 1:45.43   | Sherridan Kirk           | Sacramento        | 11 Jun 05        |
| MLT        | 1:52.54        | Xandru Grech               | Luxembourg      | 3 Jun 95         | <b>TUN</b>   | <b>1:45.63</b>  | <b>Abdessalem Ayouni</b> | <b>Oordegem</b>   | <b>27 May 17</b> |
| MNE        | 1:52.05        | Slaviša Vraneš             | Niš             | 16 Jun 96        | TUR  | 1:44.00   | İlham Tanui Özbilen      | Mersin            | 29 Jun 13        |
| MNT        | 1:53.76        | Henry Sweeney              | Long Beach      | 6 May 95         | TUV  | 2:12.0  | Nelu Auega               | Meneñ             | Jul 71           |
| MON*       | 1:47.61        | Brice Etès                 | Monaco          | 22 Jul 10        | UAE  | 1:48.86   | Saoud Abdelkarim Mohamed | Aleppo            | 20 Sep 10        |
| MOZ        | 1:46.32        | Alberto Mamba              | Oslo            | 9 Jun 16         | UGA  | 1:43.72   | Abraham Chepkirwok       | Madrid            | 5 Jul 08         |
| MRI        | 1:48.24        | Desiré Pierre-Louis        | Gainesville     | 1 May 94         | UKR  | 1:45.08   | Leonid Masunov           | Kyiv              | 22 Jun 84        |
| MTN        | 1:55.65        | Souleymane Ould Chebal     | Bissau          | 3 Jun 07         | URU  | 1:49.16   | Javier Marmo             | Lima              | 14 Jun 15        |
| MYA        | 1:47.9         | Jimmy Crampton             | Bangkok         | 11 Dec 70        | USA  | 1:42.60   | Johnny Gray              | Koblentz          | 28 Aug 85        |
| NAM        | 1:46.62        | Daniel Nghipandulwa        | Durban          | 10 Apr 11        | UZB*   | 1:47.50   | Erkin Isakov             | Moskva            | 16 Jul 05        |
| NCA        | 1:49.10        | Edgard Cortéz              | Daegu           | 27 Aug 11        | VAN  | 1:51.13   | Arnold Sorina            | New Delhi         | 8 Oct 10         |
| NED        | 1:43.45        | Bram Som                   | Zürich          | 18 Aug 06        | VEN  | 1:43.54   | William Wuyke            | Rieti             | 7 Sep 86         |
| NEP        | 1:50.60        | Dhani Ram Chaudhari        | Madras          | 24 Dec 95        | VIE  | 1:49.23   | Duong Van Thai           | Nam Dinh          | 10 Dec 14        |
| NFI        | 1:58.0         | Jonathan McKee             | Göteborg        | 18 May 86        | VIN‡   | 1:48.6  | Eversley Linley          | Seattle           | 27 May 92        |
| NGR        | 1:45.91        | Ado Maude                  | Bologna         | 9 Sep 92         | YEM  | 1:48.24   | Saeed Basweiden          | Knoxville         | 13 May 98        |
| NIG        | 1:50.8         | Moussa Daweye              | St. Maur        | 13 Jul 83        | ZAM  | 1:46.14   | Prince Mumba             | Burnaby           | 1 Jul 11         |
| NMI        | 2:06.7         | Michael Mancao             | Susupe          | 17 May 12        | ZIM  | 1:45.03   | Savieri Ngidhi           | Caorle            | 15 Jun 96        |
| NOR        | 1:42.58        | Vebjørn Rodal              | Atlanta         | 31 Jul 96        | <i>Superior indoor best not ratified by federation as an absolute record (‡)</i> |   |                          |                   |                  |
| NRU        | 2:12.35        | John-Rico Togogae          | Kolonia         | 23 Jul 14        | VIN  | 1:48.58   | Eversley Linley          | Moscow, ID        | 7 Mar 92         |
| NZL        | 1:44.3         | Peter Snell                | Christchurch    | 3 Feb 62         | <b>Notes (*)</b>   |   |                          |                   |                  |
| OMA        | 1:48.0         | Idriss Hilal Al-Khuseibi   | Damascus        | 3 Oct 01         | ARM  | 1:47.58 Tigran Mkrtchyan Artashat 22 Jun 16 - questionable  |                          |                   |                  |
| PAK        | 1:48.10        | Muhammad Siddique          | Hannover        | 28 Jul 74        | AZE  | 1:46.64 Alibey Sükürov Bakı 3 Jul 04 - questionable   |                          |                   |                  |
| PAN        | 1:48.5         | Donald Arza                | Trier           | 29 May 71        | CAY  | Rankin, formerly USA - transferred to Cayman Islands in 2009  |                          |                   |                  |
| PAR        | 1:50.17        | Francisco Figueredo        | Indianapolis    | 13 Aug 87        | HAI  | 1:45.74 Joseph Baton Rouge 31 May 02 - as a US citizen  |                          |                   |                  |
| <b>PER</b> | <b>1:47.01</b> | <b>David Torrence</b>      | <b>Torrance</b> | <b>15 Apr 17</b> | ISR  | 1:46.46 Mark Handelsman Lausanne 15 Jul 82 & 1:46.49 Handelsman Koblenz 31 Aug 83 - not ratified by federation though he represented Israel at the 1984 Olympic Games |                          |                   |                  |
| PHI        | 1:47.77        | John Lozada                | Manila          | 26 May 02        | MON  | Etès, formerly of France became a Monegasque citizen on 1 Nov 08  |                          |                   |                  |
| <b>PLE</b> | <b>1:47.04</b> | <b>Wesam Al-Massri</b>     | <b>Baku</b>     | <b>18 May 17</b> | UZB  | 1:46.98 Erkin Isakov Bishkek 23 Jul 04 - unknown irregularity   |                          |                   |                  |
| PLW        | 1:59.16        | Douglas Schmidt            | Nikao           | 23 Sep 09        | <b>1500 Metres</b>   |   |                          |                   |                  |
| PNG        | 1:48.29        | Clement Abai               | Baton Rouge     | 20 Apr 02        | AFG  | 4:02.0  | Nesrulaha                | Kaboul            | 73               |
| POL        | 1:43.22        | Paweł Czapiewski           | Zürich          | 17 Aug 01        | AIA  | 4:18.0  | Nigel Richardson         | St. John's        | 5 Jul 84         |
| POR        | 1:44.91        | Rui Silva                  | San Sebastián   | 20 Aug 02        | ALB  | 3:49.7  | Isuf Çurri               | Tiranë            | 20 Jun 90        |
| PRK        | 1:49.2         | Huang Myon Son             | Pyongyang       | 11 Apr 83        | ALG  | 3:27.37   | Noureddine Morceli       | Nice              | 12 Jul 95        |
| PUR        | 1:44.64        | Wesley Vásquez             | Walnut          | 19 Apr 14        | AND  | 3:43.89   | Víctor Martínez          | Cottbus           | 18 Jul 01        |
| PYF        | 1:53.28        | Pascal Adams               | Colombes        | 8 Jul 87         | ANG  | 3:39.54   | João N'Tyamba            | Barcelona         | 3 Aug 92         |
| QAT        | 1:43.82        | Abdulrahman Musaeb Balla   | Barcelona       | 8 Jul 15         | ANT  | 3:49.41   | Dale Jones               | Seoul             | 19 Sep 88        |
| ROU        | 1:45.41        | Petru Drăgoescu            | Kobe            | 4 Sep 85         | ARG  | 3:38.35   | Federico Bruno           | Barcelona         | 8 Jul 15         |
| RSA        | 1:42.69        | Hezekiel Sepeng            | Bruxelles       | 3 Sep 99         | ARM  | 3:43.6  | Zorik Vardanian          | Kishinyov         | 16 Aug 80        |
| RUS        | 1:42.47        | Yuriy Borzakovskiy         | Bruxelles       | 24 Aug 01        | ARU  | 4:10.4  | Kimball Reynierse        | Roosendaal        | 28 Aug 79        |
| RWA        | 1:49.35        | Alexis Sharangabo          | Nassau          | 26 May 99        |  |   |                          |                   |                  |
| SAM        | 1:47.45        | Aunese Curreen             | Beijing         | 20 Aug 08        |  |   |                          |                   |                  |
| SEN        | 1:44.06        | Moussa Fall                | Zürich          | 17 Aug 88        |  |   |                          |                   |                  |
| SEY        | 1:51.2         | Selwyn Bonne               | Victoria/SEY    | 24 Apr 99        |  |   |                          |                   |                  |



| COUNTRY    | MARK           | NAME                          | VENUE           | DATE             | COUNTRY | MARK    | NAME                    | VENUE             | DATE         |
|------------|----------------|-------------------------------|-----------------|------------------|---------|---------|-------------------------|-------------------|--------------|
| ASA        | 4:19.7         | Jezmond Papu                  | Tafuna          | 23 Apr 11        | GUI     | 3:51.96 | Mohamed Malal Sy Savané | Barcelona         | 3 Aug 92     |
| AUS        | 3:31.06        | Ryan Gregson                  | Monaco          | 22 Jul 10        | GUM     | 3:52.24 | Brent Butler            | Edwardsville      | 24 May 97    |
| AUT        | 3:34.69        | Günter Weidlinger             | Kassel          | 7 Jun 00         | GUY     | 3:44.23 | Cleveland Forde         | New Delhi         | 11 Oct 10    |
| AZE        | 3:43.7         | Boris Kutukov                 | Baku            | 22 Apr 79        | HA†*    | 3:45.96 | Moise Joseph            | Gent              | 21 Jul 09    |
| BAH        | 3:45.72        | William Johnson               | Austin          | 17 May 83        | HKG*    | 3:59.51 | Yap Kai Tak             | Guangzhou         | 23 Mar 96    |
| BAN        | 3:50.46        | Ahmed Mustaque                | Calcutta        | 23 Nov 87        | HON     | 3:59.2  | Jorge Elías Ponce       | Dubrecen          | 28 Jun 86    |
| BAR        | 3:47.82        | Leo Garnes                    | Austin          | 4 Apr 91         | HUN     | 3:35.57 | Balázs Tölgyesi         | Atlanta           | 1 Aug 96     |
| BDI        | 3:29.18        | Vénuste Niyongabo             | Bruxelles       | 22 Aug 97        | INA     | 3:46.21 | Julius Leuwol           | Jakarta           | 24 Sep 95    |
| <b>BEL</b> | <b>3:33.70</b> | <b>Ismael Debjani</b>         | <b>Hengelo</b>  | <b>11 Jun 17</b> | IND     | 3:38.00 | Bahadur Prasad          | Madras            | 23 Dec 95    |
| BEN        | 3:54.12        | Ibrahim Ofan N'Gobi           | Cotonou         | 16 May 04        | IRI     | 3:37.09 | Sajad Moradi            | Guangzhou         | 23 Nov 10    |
| BER        | 3:41.97        | Terrance Armstrong            | Montréal        | 10 Jul 98        | IRL     | 3:33.5" | Ray Flynn               | Oslo              | 7 Jul 82     |
| BHU        | 4:08.09        | Lungten Tshering              | Ipoh            | 15 Jun 04        | IRQ     | 3:42.50 | Adnan Taees Akkar       | Incheon           | 29 Sep 14    |
| BIH        | 3:39.83        | Vinko Pokrajčić               | București       | 22 Jul 81        | ISL     | 3:41.65 | Jón Didriksson          | Rehlingen         | 31 May 82    |
| BIZ        | 3:56.35        | Adrian Jorgenson              | Richmond        | 23 May 98        | ISR     | 3:40.90 | Yossef Gezachw          | Uden              | 27 Jun 09    |
| BLR        | 3:36.16        | Azat Rakipov                  | Barcelona       | 6 Aug 92         | ISV     | 3:47.75 | Billy Bohlke            | Tempe             | 13 Apr 02    |
| BOL        | 3:45.57        | Fadrique Iglesias             | São Paulo       | 9 Jun 07         | ITA     | 3:32.78 | Gennaro Di Napoli       | Rieti             | 9 Sep 90     |
| BOT        | 3:39.60        | Glody Dube                    | Nijmegen        | 24 May 01        | IVB     | 3:46.47 | Greg Rhymer             | Athens, OH        | 21 May 94    |
| BRA        | 3:33.25        | Hudson de Souza               | Rieti           | 28 Aug 05        | JAM     | 3:39.19 | Steve Green             | Victoria, BC      | 28 Aug 94    |
| BRN        | 3:29.14        | Rashid Ramzi                  | Roma            | 14 Jul 06        | JOR     | 3:45.0  | Jihad Al-Balawi         | Latakia           | 7 Sep 92     |
| BRU        | 3:57.51        | Jimmy Anak Ahar               | Darwin          | 17 May 05        | JPN     | 3:37.42 | Fumikazu Kobayashi      | Heusden           | 31 Jul 04    |
| BUL        | 3:39.53        | Evgeni Ignatov                | Sofia           | 28 Aug 82        | KAZ     | 3:37.54 | Vladimir Kalsin         | Kyiv              | 24 Jun 84    |
| BUR        | 3:53.15        | Jean-Bernard Yaro             | Ouagadougou     | 12 Jul 95        | KEN     | 3:26.34 | Bernard Lagat           | Bruxelles         | 24 Aug 01    |
| CAF        | 3:48.07        | Arnold Gabin Kangai           | St. Maur        | 8 Jun 05         | KGZ     | 3:41.2  | Yuriy Makarov           | Moskva            | 1 Aug 71     |
| CAM        | 4:01.8         | Nhea Khay                     | Kuala Lumpur    | 16 Dec 65        | KIR     | 4:32.4  | Kautu Rabangaki         | Suva              | 2 Sep 63     |
| CAN        | 3:31.71        | Kevin Sullivan                | Roma            | 30 Jun 00        | KOR     | 3:38.60 | Kim Soon-Hyung          | Manila            | 3 Dec 93     |
| CAY*       | 3:46.09        | Jon Rankin                    | Mayagüez        | 15 Jul 11        | KOS     | 3:41.6  | Ismet Abazi             | Beograd           | 11 Jun 75    |
| CGO        | 3:47.03        | Alex Ngouari Mouissi          | Brazzaville     | 13 Sep 15        | KSA     | 3:31.82 | Mohamed Othman Shahween | Hengelo           | 29 May 11    |
| CHA        | 3:47.8         | Ahmed Issa                    | Brazzaville     | 22 Jul 65        | KUW     | 3:37.95 | Mohamed Al-Azimi        | Dakar             | 12 Jun 13    |
| CHI        | 3:37.82        | Carlos Díaz                   | Huelva          | 3 Jun 16         | LAO     | 4:04.82 | Khambiang Khamiar       | Barcelona         | 3 Aug 92     |
| CHN        | 3:36.49        | Dou Zhaobo                    | Changsha        | 24 Oct 03        | LAT     | 3:37.35 | Dmitrijs Jurkevičs      | Sollentuna        | 28 Jun 11    |
| CIV        | 3:39.60        | Siahka Bamba                  | Nantes          | 23 Aug 01        | LBA     | 3:42.11 | Aboubaker El-Gatrouni   | Rabat             | 27 May 12    |
| CMR        | 3:49.7         | Pierre Foka                   | Yaoundé         | 7 Jun 97         | LBN     | 3:49.89 | Ali Khazaal             | Beyrouth          | 16 Jul 97    |
| COD        | 3:42.02        | Patrick Tambwé                | Reims           | 5 Jul 01         | LBR     | 4:01.56 | Bill Rogers             | Cotonou           | 27 Jun 04    |
| COK        | 4:14.1         | Rima Hermann                  | Hamilton        | 12 Mar 83        | LCA     | 3:48.50 | Zepherinus Joseph       | Gainesville       | 31 Mar 01    |
| COL        | 3:42.38        | Gerald Giraldo                | Lima            | 13 Jun 15        | LES     | 3:47.36 | Moeketsi Mosuhli        | Melbourne         | 24 Mar 06    |
| COM        | 3:46.96        | Mohamed Ahmed                 | Marseille       | 5 Jun 96         | LIE     | 3:39.34 | Günther Hasler          | Montréal          | 29 Jul 76    |
| <b>CPV</b> | <b>3:45.94</b> | <b>Samuel Freire</b>          | <b>Bilbao</b>   | <b>24 Jun 17</b> | LTU     | 3:40.90 | Pavelas Fedorenka       | Moskva            | 7 Jun 87     |
| CRC        | 3:47.90        | Yorman Rivas                  | Gainesville     | 24 Apr 15        | LUX     | 3:39.92 | Justin Gloden           | Köln              | 10 Aug 80    |
| CRO        | 3:33.30        | Branko Zorko                  | Monaco          | 8 Aug 98         | MAC     | 4:07.18 | Iao Kuan Un             | Daegu             | 26 Aug 03    |
| CUB        | 3:35.03        | Maurys Surel Castillo         | Huelva          | 7 Jun 12         | MAD     | 3:44.80 | Edouard Rasoanaivo      | Lagos             | 13 Jan 73    |
| CYP        | 3:39.50        | Amine Khadiri                 | Huelva          | 3 Jun 16         | MAR     | 3:26.00 | Hicham El Guerrouj      | Roma              | 14 Jul 98    |
| CZE        | 3:33.36        | Jakub Holuša                  | Monaco          | 15 Jul 16        | MAS     | 3:45.70 | Vadivellan Mahendran    | Nakhon Ratchasima | 11 Dec 07    |
| DEN        | 3:31.17        | Robert Kiplagat Andersen      | Zürich          | 13 Aug 97        | MAW     | 3:42.73 | Chauncy Master          | Avellino          | 11 Jun 08    |
| DJI        | 3:29.58        | Ayanleh Soulaïman             | Monaco          | 18 Jul 14        | MDA     | 3:37.2  | Anatoliy Mamontov       | Podolsk           | 22 Jul 76    |
| DMA        | 3:36.60        | Stephen Agar                  | Abbotsford      | 2 Jun 96         | MDV     | 4:00.06 | Hussain Riyaz           | Dhaka             | 22 Dec 93    |
| DOM        | 3:43.57        | Isidro Pimentel               | Stanford        | 30 Mar 02        | MEX     | 3:36.67 | Pablo Solares           | New York          | 30 May 09    |
| ECU        | 3:37.88        | Byron Piedra                  | Río de Janeiro  | 25 Jul 07        | MGL     | 3:49.7  | Davaajav Ganbold        | Ulan Bator        | 1 Jun 80     |
| EGY        | 3:38.16        | Hamada Mohd Ahmed             | Stockholm       | 29 Jul 11        | MHL     | 4:36.0  | Lani Mejbon             | Laura             | 30 Jul 99    |
| ERI        | 3:35.96        | Hais Welday                   | Huelva          | 10 Jun 09        | MKD     | 3:46.6  | Sotir Gavrilovski       | Beograd           | 27 Jun 70    |
| ESA        | 3:55.52        | Francis de Jesús Jiménez      | San José/CRC    | 2 Sep 06         | MLI     | 3:51.2  | Moussa Camara           | Bamako            | 11/12 Jul 14 |
| ESP        | 3:28.95        | Fermin Cacho                  | Zürich          | 13 Aug 97        | MLT     | 3:50.18 | Xandru Grech            | Luxembourg        | 31 May 95    |
| EST        | 3:38.59        | Tidrek Nurme                  | Beijing         | 15 Aug 08        | MNE     | 3:55.8  | Muhamed Bardić          | Beograd           | 2 Jul 89     |
| ETH        | 3:29.91        | Aman Wote                     | Monaco          | 18 Jul 14        | MNT     | 4:21.1  | Cardinal Maynard        | Road Town         | 9 Jul 77     |
| FIJ        | 3:42.81        | Richard Kermode               | Auckland        | 13 Feb 82        | MON     | 3:55.11 | Brice Etès              | Monaco            | 10 Apr 13    |
| FIN        | 3:36.33        | Pekka Vasala                  | München         | 10 Sep 72        | MOZ     | 3:39.41 | Flávio Sihalhe          | Stellenbosch      | 13 Apr 13    |
| FRA        | 3:28.98        | Mehdi Baâla                   | Bruxelles       | 5 Sep 03         | MRI     | 3:46.22 | Mohammed Dookun         | Réduit            | 3 Apr 16     |
| FSM        | 4:19.1         | Elias Rodriguez               | San Antonio/NMI | 11 Jul 90        | MTN†*   | 3:50.25 | Mohamed Elbendir        | Salamanca         | 6 Jul 05     |
| GAB        | 3:43.58        | Jean-Marc Léandro             | Niort           | 30 Jul 99        | MYA     | 3:47.83 | Shwe Aung               | Singapore         | 13 Jun 93    |
| GAM        | 3:50.77        | Ansu Sowe                     | Osaka           | 25 Aug 07        | NAM     | 3:45.35 | Reinholdt Iita          | Kotka             | 5 Jun 98     |
| GBR        | 3:28.81        | Mohamed Farah                 | Monaco          | 19 Jul 13        | NCA     | 3:49.64 | Érick Rodríguez         | Beijing           | 27 Aug 15    |
| GBS*       | 4:00.41        | Alfabah Bah                   | Uster           | 8 Jun 07         | NED     | 3:32.89 | Gert-Jan Liefers        | Bruxelles         | 24 Aug 01    |
| GEO        | 3:42.4         | Mikhail Shapovalov            | Moskva          | 28 Jul 79        | NEP     | 3:46.63 | Gop Bahadur Adhikari    | Dhaka             | 22 Dec 93    |
| <b>GEQ</b> | <b>3:47.91</b> | <b>Manuel B. Enzema Owono</b> | <b>Blois</b>    | <b>17 Jun 17</b> | NFI     | 4:28.05 | Ben Martin Wiczorek     | Grosseto          | 13 Jul 04    |
| GER        | 3:31.58        | Thomas Wessinghage            | Koblenz         | 27 Aug 80        | NGR     | 3:42.85 | Ado Maude               | Cesenatico        | 19 Jul 91    |
| GHA        | 3:43.34        | Sampson Laari                 | Jacksonville    | 26 May 16        | NIG     | 3:52.55 | Adamou Dogo             | Bamako            | 13 Apr 08    |
| GIB        | 3:44.31        | Harvey Dixon                  | Lowell          | 16 May 15        | NMI     | 4:25.1  | Joseph Gildiliak        | Mangilao          | 1 Apr 94     |
| GRE        | 3:36.74        | Panayiótis Stroubákos         | Köln            | 24 Aug 97        | NOR     | 3:31.46 | Henrik Ingebrigtsen     | Monaco            | 18 Jul 14    |
| GRN        | 3:50.3         | Donald Pierre                 | Pointe-à-Pierre | 19 Mar 72        | NRU     | 4:29.8  | Gemeneo Joramm          | Suva              | 2 Sep 63     |
| GUA        | 3:44.44        | Luis Martínez                 | San Juan        | 27 Jul 89        | NZL     | 3:29.66 | Nick Willis             | Monaco            | 17 Jul 15    |



| COUNTRY   | MARK           | NAME                      | VENUE             | DATE             | COUNTRY          | MARK | NAME   | VENUE | DATE |
|---|----------------|---------------------------|-------------------|------------------|------------------|------|--|-------|------|
| OMA   | 3:47.69        | Qais Salim Al-Mahrooqi    | Ried              | 16 Jun 12        | <b>Notes (*)</b> |      |  |       |      |
| PAK   | 3:41.4         | Muhammad Younis           | Köln              | 11 Aug 70        | CAY              |      | Rankin, formerly USA - transferred to Cayman Islands in 2009                 |       |      |
| PAN   | 3:41.73        | Donaldo Arza              | München           | 8 Sep 72         | GBS              |      | Better marks reported by federation in 2013 to 2016 - questionable           |       |      |
| PAR   | 3:48.74        | Ramón López               | Seoul             | 19 Sep 88        | HAI              |      | 3:45.54 Mosie Joseph Starkville 12 May 02 - as a US citizen                  |       |      |
| <b>PER</b>  | <b>3:34.67</b> | <b>David Torrence</b>     | <b>Stockholm</b>  | <b>18 Jun 17</b> | HKG              |      | Steven Ing, listed previously - a South African citizen residing in Hongkong |       |      |
| PHI   | 3:47.65        | Mervin Guarte             | Palembang         | 13 Nov 11        | MTN              |      | Elbendir became a Spanish citizen on 23 Mar 06                               |       |      |
| PLE   | 3:45.32        | Wesam Al-Massri           | Incheon           | 28 Sep 14        | PYF              |      | Delys, formerly France - transferred to French Polynesia in 2010             |       |      |
| PLW   | 4:20.11        | Douglas Schmidt           | Apia              | 5 Sep 07         |                  |      |  |       |      |
| PNG   | 4:00.02        | Sebastine Sena            | Adelaide          | 5 Feb 97         |                  |      |  |       |      |
| POL   | 3:34.45        | Artur Ostrowski           | Zagreb            | 13 Sep 11        |                  |      |  |       |      |
| POR   | 3:30.07        | Rui Silva                 | Monaco            | 19 Jul 02        |                  |      |  |       |      |
| PRK   | 3:46.0         | Kang Hyong Man            | Pyongyang         | 20 Oct 63        |                  |      |  |       |      |
| PUR   | 3:37.60        | Sam Vásquez               | Indianapolis      | 16 Jun 12        |                  |      |  |       |      |
| PYF*  | 3:51.36        | Charles Delys             | Daegu             | 30 Aug 11        |                  |      |  |       |      |
| QAT   | 3:31.04        | Dahame Najem Bashair      | Doha              | 13 May 05        |                  |      |  |       |      |
| ROU   | 3:34.13        | Alexandru Vasile          | Bucureşti         | 13 Jun 97        |                  |      |  |       |      |
| RSA   | 3:31.93        | Johan Cronje              | Rieti             | 8 Sep 13         |                  |      |  |       |      |
| RUS   | 3:32.28        | Vyacheslav Shabunin       | Roma              | 30 Jun 00        |                  |      |  |       |      |
| RWA   | 3:38.16        | Alexis Sharangabo         | Stanford          | 29 Jul 00        |                  |      |  |       |      |
| SAM   | 3:50.24        | Aunese Curreen            | Auckland          | 30 Mar 08        |                  |      |  |       |      |
| SEN   | 3:38.88        | Mor Seck                  | Trento            | 15 Jul 14        |                  |      |  |       |      |
| SEY   | 3:52.46        | Ronny Marie               | Victoria/SEY      | 5 May 01         |                  |      |  |       |      |
| SGP   | 3:51.59        | Chamkaur Dhaliwal Singh   | Sydney            | 3 Feb 02         |                  |      |  |       |      |
| SKN   | 3:57.67        | Masai Jeffers             | Road Town         | 3 Jul 16         |                  |      |  |       |      |
| SLE   | 3:52.29        | Victor Sesay              | Lagos             | 11 Jan 73        |                  |      |  |       |      |
| SLO   | 3:39.29        | Aleš Tomić                | Zagreb            | 8 Jul 02         |                  |      |  |       |      |
| SMR   | 3:55.03        | Joe Guerra                | Knoxville         | 10 Apr 15        |                  |      |  |       |      |
| SOL   | 4:00.95        | Selwyn Kole               | Tafuna            | 20 Aug 97        |                  |      |  |       |      |
| SOM   | 3:30.55        | Abdi Bile                 | Rieti             | 3 Sep 89         |                  |      |  |       |      |
| SRB   | 3:34.85        | Dragan Zdravković         | Praha             | 20 Aug 83        |                  |      |  |       |      |
| SRI   | 3:39.61        | Chaminda Indika Wijekoon  | Daegu             | 30 Aug 11        |                  |      |  |       |      |
| SSD   | 3:45.27        | Santino Kenyi             | Rio de Janeiro    | 16 Aug 16        |                  |      |  |       |      |
| STP   | 4:02.3         | António Cadio Paraiso     | Luanda            | 2 Jan 84         |                  |      |  |       |      |
| SUD   | 3:31.76        | Abubaker Kaki             | Monaco            | 22 Jul 11        |                  |      |  |       |      |
| SUI   | 3:31.75        | Pierre Déléze             | Zürich            | 21 Aug 85        |                  |      |  |       |      |
| SUR   | 3:55.69        | Tommy Asinga              | Ann Arbor         | 12 May 91        |                  |      |  |       |      |
| SVK   | 3:39.41        | Jozef Lenčoš              | Athína            | 26 Jun 77        |                  |      |  |       |      |
| SWE   | 3:36.49        | Johnny Kroon              | Oslo              | 27 Jun 85        |                  |      |  |       |      |
| SWZ   | 3:44.89        | Sipho Dlamini             | Knoxville         | 7 Apr 95         |                  |      |  |       |      |
| SYR   | 3:48.12        | Mahmoud Kheirat           | Beyrouth          | 30 Jun 99        |                  |      |  |       |      |
| TAN   | 3:32.16        | Filbert Bayi              | Christchurch      | 2 Feb 74         |                  |      |  |       |      |
| TGA   | 4:03.1         | Tui'ese Ngaluafe          | Nuku'alofa        | 28 Apr 79        |                  |      |  |       |      |
| THA   | 3:46.16        | Chern Srichudanu          | Jakarta           | 24 Sep 95        |                  |      |  |       |      |
| TJK   | 3:44.51        | Yevgeniy Stakanov         | Tula              | 24 Jun 04        |                  |      |  |       |      |
| TKM   | 3:42.48        | Rashid Kayumov            | Kyiv              | 27 Jul 82        |                  |      |  |       |      |
| TKS   | 4:02.0         | Idi Gardiner              | Cockburn Town     | 20 Mar 96        |                  |      |  |       |      |
| TLS   | 3:57.70        | Aries José Pariera        | Jakarta           | 22 May 93        |                  |      |  |       |      |
| TOG   | 3:55.0         | Roger Kangni              |                   | 72               |                  |      |  |       |      |
| TPE   | 3:46.4         | Hwang Wen-Cheng           | Pomona            | 11 Jun 83        |                  |      |  |       |      |
| TTO   | 3:45.09        | Sheldon Monderoy          | Lahti             | 26 Jul 98        |                  |      |  |       |      |
| TUN   | 3:31.70        | Ali Hakimi                | Bruxelles         | 22 Aug 97        |                  |      |  |       |      |
| TUR   | 3:31.30        | İlham Tanui Özbilen       | Monaco            | 19 Jul 13        |                  |      |  |       |      |
| TUV   | 4:12.7         | Filemu                    | Funafuti          | 11               |                  |      |  |       |      |
| UAE   | 3:47.06        | Mohamed Ahmed Amer        | Dortmund          | 19 Aug 92        |                  |      |  |       |      |
| <b>UGA</b>  | <b>3:33.65</b> | <b>Ronald Musagala</b>    | <b>Hengelo</b>    | <b>11 Jun 17</b> |                  |      |  |       |      |
| UKR   | 3:30.33        | Ivan Heshko               | Bruxelles         | 3 Sep 04         |                  |      |  |       |      |
| URU   | 3:43.47        | Ricardo Vera              | Sevilla           | 20 Jun 89        |                  |      |  |       |      |
| USA   | 3:29.30        | Bernard Lagat             | Rieti             | 28 Aug 05        |                  |      |  |       |      |
| UZB   | 3:44.0         | Ishat Kalimuddin          | Chelyabinsk       | 30 Jul 87        |                  |      |  |       |      |
| VAN   | 3:58.28        | Tawai Keiruan             | Port Vila         | 16 Dec 93        |                  |      |  |       |      |
| VEN   | 3:36.96        | Eduard Villanueva         | Daegu             | 1 Sep 11         |                  |      |  |       |      |
| VIE   | 3:45.31        | Nguyen Dinh Cuong         | Nakhon Ratchasima | 11 Dec 07        |                  |      |  |       |      |
| VIN   | 3:46.20        | DeLohnni Nicol-Samuel     | London, ON        | 19 Jun 16        |                  |      |  |       |      |
| YEM   | 3:49.8         | Mohd Abdulkader Al-Halaki | Latakia           | 4 Oct 91         |                  |      |  |       |      |
| ZAM   | 3:42.09        | Tonny Wamulwa             | Orvieto           | 3 Jun 12         |                  |      |  |       |      |
| ZIM   | 3:35.76        | Philimon Hanneck          | Grosseto          | 11 Aug 91        |                  |      |  |       |      |
| <i>Superior indoor bests not ratified by federation as absolute records (‡)</i> |                |                           |                   |                  |                  |      |  |       |      |
| HAI   | 3:45.93        | Moise Joseph              | New York          | 22 Jan 11        |                  |      |  |       |      |
| MTN   | 3:48.86        | Mohamed Elbendir          | Zaragoza          | 4 Feb 06         |                  |      |  |       |      |
| AFG   | 8:52.57        | Aman Haidari              | Molde             | 3 Sep 10         |                  |      |  |       |      |
| ALB   | 8:17.8         | Krenar Meçani             | Tiranë            | 21 Jun 89        |                  |      |  |       |      |
| ALG   | 7:25.02        | Ali Saïdi-Sief            | Monaco            | 18 Aug 00        |                  |      |  |       |      |
| AND   | 8:03.69        | Toni Bernadó              | Palafrugell       | 26 May 07        |                  |      |  |       |      |
| ANG‡  | 7:58.5         | João N'Tyamba             | San Diego         | 3 Mar 96         |                  |      |  |       |      |
| ANT   | 8:45.40        | Elliott Mason             | Coral Gables      | 10 Apr 07        |                  |      |  |       |      |
| ARG   | 7:49.54        | Javier Carriqueo          | Mataró            | 4 Aug 09         |                  |      |  |       |      |
| ARM   | 8:09.8         | Artashes Mikoyan          | Tiraspol          | 17 Jul 76        |                  |      |  |       |      |
| ARU   | 8:24.8         | Kimball Reynierse         | Middelburg        | 6 Jul 88         |                  |      |  |       |      |
| ASA   | 10:52.6        | Afiutolu Lefiaseu         | Utulei            | 10 Apr 92        |                  |      |  |       |      |
| AUS   | 7:32.19        | Craig Mottram             | Athína            | 17 Sep 06        |                  |      |  |       |      |
| AUT   | 7:43.66        | Dietmar Millionig         | Lausanne          | 15 Aug 80        |                  |      |  |       |      |
| AZE   | 7:34.57        | Hayle Ibrahimov           | Doha              | 10 May 13        |                  |      |  |       |      |
| BAH   | 8:43.59        | David Bell                | Philadelphia      | 23 Apr 93        |                  |      |  |       |      |
| BAR   | 8:33.97        | Kenrick Sealy             | Stanford          | 16 May 98        |                  |      |  |       |      |
| BDI   | 7:34.03        | Vénuste Niyongabo         | Köln              | 16 Aug 96        |                  |      |  |       |      |
| BEL   | 7:26.62        | Mohamed Mourhit           | Monaco            | 18 Aug 00        |                  |      |  |       |      |
| BEN   | 8:38.53        | Imorou Zato               | Dakar             | 22 Aug 98        |                  |      |  |       |      |
| <b>BER</b>  | <b>8:05.88</b> | <b>Lamont Marshall</b>    | <b>Kingston</b>   | <b>20 May 17</b> |                  |      |  |       |      |
| BHU   | 9:28.0         | Kuenzang Norbu            | Punakha           | 12 Jun 01        |                  |      |  |       |      |
| BIH‡  | 8:07.15        | Vinko Pokrajčić           | Maribor           | 2 Jun 81         |                  |      |  |       |      |
| BIZ   | 8:35.52        | Patrick Fuller            | Eugene            | 20 Mar 04        |                  |      |  |       |      |
| BLR‡  | 7:46.3         | Aleksandr Fedotkin        | Vilnius           | 24 Jun 78        |                  |      |  |       |      |
| BOL   | 8:16.36        | Daniel Toroya             | Rio de Janeiro    | 14 May 16        |                  |      |  |       |      |
| BOT   | 7:51.8         | Matthews Motshwarateu     | Stellenbosch      | 15 Feb 79        |                  |      |  |       |      |
| BRA   | 7:39.70        | Hudson de Souza           | Lausanne          | 2 Jul 02         |                  |      |  |       |      |
| BRN   | 7:32.02        | Albert Rop                | Paris (St. Denis) | 27 Aug 16        |                  |      |  |       |      |
| BRU   | 9:48.21        | Hj Mohd Syahmi Fakrullah  | Darwin            | 15 May 07        |                  |      |  |       |      |
| BUL   | 7:46.34        | Evgeni Ignatov            | Oslo              | 4 Jul 87         |                  |      |  |       |      |
| BUR   | 9:12.0         | Boukary Ouédraogo         | Ouagadougou       | 4 Aug 85         |                  |      |  |       |      |
| CAF   | 8:17.3         | Christian Yago            | St. Maur          | 24 Jul 96        |                  |      |  |       |      |
| CAM‡  | 9:59.54        | Samphors Soum             | Ho Chi Minh       | 6 Jun 09         |                  |      |  |       |      |
| CAN‡  | 7:41.61        | Kevin Sullivan            | Stockholm         | 22 Jul 08        |                  |      |  |       |      |
| CAY   | 9:06.33        | Dominic Dyer              | St George's       | 27 Mar 16        |                  |      |  |       |      |
| CGO   | 8:30.25        | Emmanuel Mpioh            | Paris             | 14 Jun 84        |                  |      |  |       |      |
| CHA   | 8:22.16        | Ahmat Abdou-Daoud         | Cérizay           | 7 Jul 12         |                  |      |  |       |      |
| CHI   | 7:52.53        | Iván Guido López          | Rio de Janeiro    | 14 May 16        |                  |      |  |       |      |
| CHN   | 7:56.19        | Zhang Guowei              | Praha             | 23 Jun 87        |                  |      |  |       |      |
| CIV   | 8:31.08        | Alain Kra Kouadio         | Bouaké            | 8 Apr 94         |                  |      |  |       |      |
| CMR   | 8:19.82        | Pierre Foka               | St. Maur          | 20 Jul 99        |                  |      |  |       |      |
| COD   | 7:57.52        | Patrick Tambwé            | Sotteville        | 12 Jun 02        |                  |      |  |       |      |
| COK   | 9:39.3         | Muriaroa Ngaro            | Nikao             | 79               |                  |      |  |       |      |
| COL‡  | 7:53.8         | Víctor Mora               | Firenze           | 18 Jun 76        |                  |      |  |       |      |
| COM   | 8:21.82        | Mohamed Ahmed             | Aix-les-Bains     | 7 May 95         |                  |      |  |       |      |
| CPV‡  | 8:13.65        | Samuel Freire             | Lisboa            | 10 Jun 16        |                  |      |  |       |      |
| CRC   | 8:07.3         | Eric Quirós               | Richmond          | 29 May 01        |                  |      |  |       |      |
| CRO   | 7:48.72        | Branko Zorko              | Hengelo           | 1 Jun 98         |                  |      |  |       |      |
| CUB   | 7:58.3         | Maurys Surel Castillo     | La Habana         | 20 Jun 09        |                  |      |  |       |      |
| CYP‡  | 7:59.11        | Marios Kassianidis        | Athína            | 1 Sep 82         |                  |      |  |       |      |
| CZE   | 7:46.72        | Jan Pešava                | St. Peterburg     | 27 Jun 98        |                  |      |  |       |      |
| DEN   | 7:43.78        | Mogens Guldberg           | Jerez             | 13 Sep 89        |                  |      |  |       |      |
| DJI‡  | 7:42.22        | Ayanleh Soulaïman         | Doha              | 11 May 12        |                  |      |  |       |      |
| DMA   | 7:56.34        | Stephen Agar              | Stanford          | 16 May 98        |                  |      |  |       |      |
| DOM   | 8:22.27        | Álvaro Abreu              | Mar del Plata     | 28 Jan 16        |                  |      |  |       |      |
| ECU   | 7:47.06        | Byron Piedra              | Belém             | 19 May 10        |                  |      |  |       |      |
| EGY   | 8:05.05        | Hamada Mohd Ahmed         | Gävle             | 24 Jul 11        |                  |      |  |       |      |
| ERI   | 7:37.23        | Hais Welday               | Doha              | 6 May 11         |                  |      |  |       |      |
| ESA   | 8:44.76        | Rónald Ernesto Arias      | San Salvador      | 6 Feb 00         |                  |      |  |       |      |

| COUNTRY     | MARK           | NAME                          | VENUE           | DATE             | COUNTRY | MARK     | NAME                     | VENUE          | DATE      |
|-------------|----------------|-------------------------------|-----------------|------------------|---------|----------|--------------------------|----------------|-----------|
| ESP         | 7:29.34        | Isaac Viciosa                 | Oslo            | 9 Jul 98         | MLT     | 8:23.26  | Kevin Zammit             | Tel Aviv       | 12 Jun 99 |
| EST         | 7:48.24        | Tiidrek Nurme                 | Dublin          | 11 Jul 14        | MNE     | 8:27.4   | Radovan Laković          | Berane         | 22 Jul 81 |
| ETH         | 7:25.09        | Haile Gebrselassie            | Bruxelles       | 28 Aug 98        | MON     | 8:34.7   | Emile Battaglia          | Alençon        | 9 May 48  |
| FIJ         | 8:13.6         | Usaia Sotutu                  | Celje           | 4 Jul 71         | MOZ     | 8:05.64  | Flávio Siholhe           | Barquisimeto   | 9 Jun 12  |
| FIN         | 7:43.20        | Ari Paunonen                  | Köln            | 22 Jun 77        | MRI*    | 8:13.40  | Mike Félicité            | St. Paul/REU   | 28 Oct 94 |
| FRA         | 7:30.78        | Mustapha Essaid               | Monaco          | 8 Aug 98         | MTN†    | 8:17.14  | Mohamed Beirouk          | Duffel         | 7 Jun 14  |
| FSM         | 10:17.75       | Keith Daniel Sepety           | Adelaide        | 24 Aug 00        | MYA     | 8:14.71  | Gopal Thein Win          | Weinstadt      | 7 Aug 93  |
| GAB         | 8:28.01        | Jean-Marc Léandro             | Martigues       | 24 Jun 92        | NAM     | 8:13.86  | Ruben Indongo            | St. Maur       | 9 Jun 04  |
| GAM         | 8:32.8         | Nfamara Njie                  | Lecce           | 18 Apr 15        | NCA     | 8:43.4   | Hugo Vásquez Tapia       | La Habana      | 29 Nov 85 |
| GBR         | 7:32.62        | Mohamed Farah                 | Birmingham      | 5 Jun 16         | NED     | 7:37.48  | Gert-Jan Liefers         | Hengelo        | 29 May 05 |
| GBS*        | 8:50.82        | Mussá Djau                    | Beja            | 25 May 14        | NEP     | 8:23.59  | Gyan Bahadur Bohara      | New Delhi      | 15 Oct 99 |
| GEO         | 7:56.10        | Oleg Strizhakov               | Sochi           | 9 Jun 84         | NFI     | 10:30.0  | Graeme Donaldson         | Middlegate     | 2 Jul 88  |
| <b>GEQ</b>  | <b>8:24.66</b> | <b>Manuel B. Enzema Owono</b> | <b>Blois</b>    | <b>8 Jun 17</b>  | NGR     | 8:13.01  | Ibrahim Kabir            | Lage           | 13 Jun 86 |
| GER         | 7:30.50        | Dieter Baumann                | Monaco          | 8 Aug 98         | NIG     | 8:15.0   | Oumarou Souley           | Niamey         | 13 May 00 |
| GHA†        | 8:26.68        | John Prosper Goku             | Kumasi          | 6 Jul 12         | NMI     | 10:24.3  | Glen Nunez               | Avarua         | 4 May 95  |
| GIB†        | 8:28.5a+       | John Charvetto                | Praha           | 31 Aug 78        | NOR     | 7:40.77  | Marius Bakken            | Bruxelles      | 24 Aug 01 |
| GRE†        | 7:44.26        | Panayiótis Papoúlias          | Bellinzona      | 12 Jul 96        | NRU     | 11:38.89 | David Temaki             | Canberra       | 15 Mar 93 |
| GRN         | 9:20.50        | Neilon Joseph                 | Port-of-Spain   | 20 Apr 03        | NZL     | 7:36.91  | Nick Willis              | Ostrava        | 17 Jun 14 |
| GUA         | 8:05.99        | Sérgio Iván Gómez             | Kitchener       | 25 Jun 95        | OMA     | 8:24.47  | Qais Salim Al-Mahrooqi   | N. ad Waldnaab | 30 Jul 10 |
| GUI†        | 8:58.95        | Abdourahamane Sow             | Valencia        | 19 Jul 08        | PAK     | 8:05.65  | Muhammad Younis          | Dormagen       | 18 Sep 71 |
| GUM         | 8:42.22        | Neil Weare                    | Apia            | 27 Jun 03        | PAN     | 8:14.6   | Donaldo Arza             | Frankfurt      | 11 May 74 |
| GUY         | 8:21.3         | Deryck Menties                | Georgetown      | 9 Aug 75         | PAR     | 8:20.4   | Jorge Cabrera            | Asunción       | 25 Feb 06 |
| HAI†        | 8:23.96        | Mark Allen                    | Daytona Beach   | 20 Feb 16        | PER     | 7:57.95  | Mario Bazán              | Iquique        | 14 Jun 08 |
| HKG         | 8:50.82        | Chan Ka Ho                    | Hongkong        | 30 May 09        | PHI     | 8:17.14  | Eduardo Buenavista       | Manila         | 26 May 02 |
| HON         | 8:46.0         | Clovis Morales                | Hagen           | 19 Jun 75        | PLE     | 8:02.16  | Mohamed Baket            | Utrecht        | 16 Aug 96 |
| HUN         | 7:47.4         | Gábor Szabó                   | Debrecen        | 15 Sep 83        | PLW     | 9:52.35  | Douglas Schmidt          | Yona           | 15 Dec 07 |
| INA         | 8:33.49+       | Agus Prayogo                  | Guangzhou       | 21 Nov 10        | PNG     | 8:45.55  | Sapolai Yao              | Brisbane       | 10 Mar 06 |
| IND†        | 7:50.31        | Surendra Kumar Singh          | Twickenham      | 4 Jun 08         | POL     | 7:42.4   | Bronisław Malinowski     | Oslo           | 4 Jul 74  |
| IRI         | 8:07.05        | Mehdi Zarenezhad              | Budapest        | 12 Jul 02        | POR†    | 7:39.69  | António Leitão           | Bruxelles      | 26 Aug 83 |
| IRL         | 7:30.36        | Mark Carroll                  | Monaco          | 4 Aug 99         | PRK     | 8:14.9   | Li Gen Ho                | Pyongyang      | 13 Aug 89 |
| IRQ         | 8:18.8         | Faleh Naji Jarallah           | Alexandria      | 12 Aug 75        | PUR     | 7:53.5   | Antonio Colón            | Montréal       | 12 Jul 76 |
| ISL         | 8:05.63        | Jón Didriksson                | Köln            | 28 Aug 83        | PYF*    | 8:27.4   | Charles Delys            | Pirae          | 3 Aug 11  |
| ISR         | 7:51.40        | Yossef Gezachw                | Naimette        | 15 Jul 09        | QAT     | 7:30.76  | Jamal Bilal Salem        | Doha           | 13 May 05 |
| ISV         | 8:16.15i       | Eduardo Garcia                | Fayetteville    | 30 Jan 16        | ROU†    | 7:53.19  | Valentin Coroja          | Warszawa       | 18 Jun 89 |
| ITA         | 7:39.54        | Gennaro Di Napoli             | Formia          | 18 May 96        | RSA†    | 7:41.06  | Juan Van Deventer        | Stockholm      | 22 Jul 08 |
| IVB         | 9:32.1         | Liston Farrington             | Bridgetown      | 26 Apr 77        | RUS     | 7:39.24  | Vyacheslav Shabunin      | Nice           | 12 Jul 95 |
| <b>JAM†</b> | <b>7:41.87</b> | <b>Kemoy Campbell</b>         | <b>Kingston</b> | <b>10 Jun 17</b> | RWA     | 7:41.64  | Mathias Ntawulikura      | Köln           | 16 Aug 92 |
| JOR         | 8:19.21        | Bashar Erhayel Al-Kafraini    | Beyrouth        | 5 Jun 04         | SAM     | 9:46.9   | James Hoeflich           | Apia           | 27 Nov 70 |
| JPN         | 7:40.09        | Suguru Osako                  | Rieti           | 7 Sep 14         | SEN†    | 8:12.65  | Cheik Ameth Tidiane Boye | Sotteville     | 16 Jun 95 |
| KAZ         | 7:48.35        | Sergey Navolokin              | Klagenfurt      | 14 Jul 82        | SEY     | 8:16.68  | Ronny Marie              | Victoria/SEY   | 10 Mar 01 |
| KEN         | 7:20.67        | Daniel Komen                  | Rieti           | 1 Sep 96         | SGP     | 8:31.47  | Chamkaur Dhaliwal Singh  | Sydney         | 5 Jan 02  |
| KGZ         | 8:05.98        | Denis Bagrev                  | Kazan           | 9 Jul 04         | SKN     | 9:21.4   | Spencer Elliot           | Basseterre     | 7 Apr 83  |
| KIR         | 10:10.0        | Airam                         |                 | 85               | SLE†    | 8:52.24  | Darrel Gooding           | Ewing          | 12 Apr 14 |
| KOR         | 8:12.59        | Jeon Eun-Hoi                  | Fukagawa        | 29 Jun 05        | SLO     | 7:51.35  | Stanko Lisec             | Göteborg       | 7 Jun 78  |
| KOS         | 8:29.55        | Lulzim Kallaba                | Pliezhausen     | 21 May 00        | SMR     | 8:31.75  | Gian Luigi Macina        | Ravenna        | 7 May 95  |
| KSA         | 7:44.57        | Alyan Sultan Al-Kahtani       | Köln            | 16 Aug 96        | SOL     | 8:51.5   | Chris Votu               | Port Vila      | 23 May 98 |
| KUW†        | 8:29.54        | Omar Awadh Al-Rashidi         | Bochum          | 1 Aug 08         | SOM     | 7:42.18  | Abdi Bile                | Köln           | 21 Aug 94 |
| LAO†        | 10:11.6        | Javeu Khammouaoue             | Vientiane       | 21-23 Feb 07     | SRB     | 7:40.49  | Dragan Zdravković        | Oslo           | 9 Jul 83  |
| LAT         | 7:49.51        | Dmitrijs Jurkevičs            | Hengelo         | 8 Jun 14         | SRI     | 8:02.91  | Chaminda Indika Wijekoon | Mondovi        | 12 Jun 11 |
| LBA         | 8:07.16        | Ali Zayed Mabrouk             | Banská Bystrica | 30 May 99        | SSD†    | 8:17.96  | Kennedy Charicha         | Virrat         | 15 Jul 15 |
| LBN         | 8:31.76        | Hussein Awada                 | Jamhour         | 4 Jun 04         | STP     | 9:05.9   | Mário Pitra              | São Tomé       | 29 May 82 |
| LBR         | 9:29.52        | Toartou Kargou                | Houston         | 29 Mar 03        | SUD     | 7:48.03  | Omer Khalifa             | Formia         | 11 Jul 87 |
| LCA†        | 8:36.41        | Zepherinus Joseph             | Tempe           | 10 Apr 99        | SUI     | 7:41.00  | Markus Ryffel            | Lausanne       | 18 Jul 79 |
| LES         | 8:02.27        | Thabang Baholo                | Port Elizabeth  | 16 Oct 90        | SUR     | 9:14.89  | Rochini Vorstwijk        | Montego Bay    | 24 Apr 11 |
| LIE         | 8:10.63        | Günther Hasler                | Zug             | 1 May 76         | SVK     | 7:46.83  | Róbert Štefko            | Sopot          | 14 Jun 97 |
| LTU         | 7:46.2         | Romas Sausaitis               | Podolsk         | 19 Jun 82        | SWE     | 7:42.24  | Dan Glans                | Oslo           | 5 Jul 79  |
| LUX         | 7:54.2         | Justin Gloden                 | Troisdorf       | 9 Jul 82         | SWZ     | 7:57.53  | Sipho Dlamini            | Nivelles       | 23 Jul 94 |
| MAC         | 9:15.1         | Wong Fan Wa                   | Macao           | 92               | SYR     | 8:21.39  | Fayad Bakour             | Beyrouth       | 2 May 98  |
| MAD         | 8:22.6         | Fulgence Rakotondrasoa        | Antananarivo    | 6 May 11         | TAN     | 7:39.27  | Filbert Bayi             | Oslo           | 1 Jul 80  |
| MAR         | 7:23.09        | Hicham El Guerrouj            | Bruxelles       | 3 Sep 99         | TGA     | 9:02.0   | Atiu Ngalu               | Nuku'alofa     | 4 Jun 93  |
| MAS         | 8:27.00        | Sivalingam Muthiah            | London          | 18 Jun 85        | THA†    | 8:17.89  | Srisung Boonthung        | Bangkok        | 19 Jun 07 |
| MAW         | 8:24.10        | Chauncy Master                | Cheltenham      | 2 Jul 14         | TJK     | 7:57.03  | Yevgeniy Stakanov        | Kazan          | 9 Jul 04  |
| MDA         | 7:52.5         | Anatoliy Mamontov             | Sochi           | 28 Apr 80        | TKM     | 8:07.44  | Marly Sopyev             | Moskva         | 7 Jun 96  |
| MDV         | 9:41.2         | Azham Waheed                  | Malé            | 22 Apr 11        | TKS     | 10:17.94 | Robert Jennings          | Providenciales | 8 Apr 07  |
| MEX         | 7:35.71        | Arturo Barrios                | Nice            | 10 Jul 89        | TLS     | 9:10.51  | Júlio da Cruz            | Jakarta        | 14 Jul 90 |
| MGL         | 8:29.80        | Chadaa Usni-Ek                | Sochi           | 10 Jun 84        | TOG     | 8:35.17  | Yawo Kloutse             | Paris          | 20 Jul 05 |
| MHL         | 12:03.9        | Daniel Kibajot                | Laura           | 5-7 May 05       | TPE†    | 9:20.34  | Wu Wen-Chien             | Miaoli         | 15 Oct 10 |
| MKD         | 8:18.7         | Jonuz Jonuzi                  | Skopje          | 19 Sep 92        | TTO     | 8:14.16  | Sheldon Monderoy         | Espoo          | 30 May 00 |
| MLI         | 8:44.0         | Youssef Diallo                | Bamako          | 27 Mar 02        | TUN     | 7:46.17  | Féthi Baccouche          | Paris          | 22 Jul 86 |

| COUNTRY | MARK     | NAME                    | VENUE      | DATE      | COUNTRY    | MARK            | NAME                            | VENUE                 | DATE             |
|---------|----------|-------------------------|------------|-----------|------------|-----------------|---------------------------------|-----------------------|------------------|
| TUR‡    | 7:38.65  | Ali Kaya                | Monaco     | 17 Jul 15 | ARM        | 13:53.0         | Artashes Mikoyan                | München               | 30 May 76        |
| TUV     | 11:49.19 | Lapua Tuau              | Melbourne  | 28 Nov 05 | ARU        | 14:18.31        | Kimball Reynierse               | Leiden                | 8 May 86         |
| UAE     | 8:13.88  | Mohamed Ahmed Amer      | Betzdorf   | 3 Jul 92  | ASA        | 16:32.4         | John Wasco                      | Utulei                | 10 Apr 92        |
| UGA     | 7:30.95  | Moses Kipsiro           | Monaco     | 28 Jul 09 | AUS        | 12:55.76        | Craig Mottram                   | London                | 30 Jul 04        |
| UKR     | 7:35.06  | Sergiy Lebid            | Monaco     | 19 Jul 02 | AUT        | 13:13.44        | Günther Weidlinger              | London                | 22 Jul 05        |
| URU     | 7:56.88  | Ricardo Vera            | Pontevedra | 13 Jun 89 | AZE        | 13:09.17        | Hayle Ibrahimov                 | Zürich                | 28 Aug 14        |
| USA     | 7:29.00  | Bernard Lagat           | Rieti      | 29 Aug 10 | BAH        | 14:43.6         | Philip Watkins                  | Nassau                | Jun 86           |
| UZB‡    |          | See indoor footnote     |            |           | BAN        | 14:47.19        | Mohd Eliysuddin                 | Madras                | 21 Dec 95        |
| VAN     | 8:54.8   | Tawai Keiruan           | Canberra   | 11 Mar 95 | BAR        | 14:20.2         | Leo Garnes                      | Bridgetown            | 5 Jun 92         |
| VEN     | 7:49.88  | Freddy González         | Madrid     | 19 Jul 03 | BDI        | 13:03.29        | Vénuste Niyongabo               | Paris (St. Denis)     | 3 Jun 96         |
| VIE‡    | 8:49.97  | Nguyen Dang Duc Bao     | Hanoi      | 30 Jun 08 | BEL        | 12:49.71        | Mohamed Mourhit                 | Bruxelles             | 25 Aug 00        |
| VIN     | 8:47.30  | DeLohnni Nicol-Samuel   | Saskatoon  | 9 Aug 09  | BEN        | 14:49.1         | Imorou Zato                     | Niamey                | 31 May 98        |
| YEM     | 8:22.43  | Nabil Mohammed Al-Garbi | Aleppo     | 24 Jul 09 | <b>BER</b> | <b>14:23.35</b> | <b>Lamont Marshall</b>          | <b>Raleigh</b>        | <b>24 Mar 17</b> |
| ZAM     | 7:49.51  | Tonny Wamulwa           | Torino     | 6 Jun 08  | BHU        | 16:40.10        | Tshewang Pema                   | Ipoh                  | 12 Jun 04        |
| ZIM     | 7:42.06  | Philimon Hanneck        | Hechtel    | 18 Jul 92 | BIH        | 14:00.2         | Bilko Kačar                     | Nova Gorica           | 13 Apr 80        |
|         |          |                         |            |           | BIZ        | 14:22.93        | Patrick Fuller                  | Eugene                | 22 Apr 05        |
|         |          |                         |            |           | BLR        | 13:17.66        | Aleksandr Fedotkin              | Budapest              | 10 Jul 79        |
|         |          |                         |            |           | <b>BOL</b> | <b>14:00.03</b> | <b>Vidal Basco</b>              | <b>Lima</b>           | <b>26 May 17</b> |
|         |          |                         |            |           | BOT        | 13:29.6         | Matthews Motshwarateu           | Stellenbosch          | 14 Apr 78        |
|         |          |                         |            |           | BRA        | 13:19.43        | Marilson dos Santos             | Kassel                | 8 Jun 06         |
|         |          |                         |            |           | BRN        | 12:51.96        | Albert Rop                      | Monaco                | 19 Jul 13        |
|         |          |                         |            |           | BRU        | 15:28.9         | B. J. R. Keneenthep             | B. S. Begawan         | 15 Jul 73        |
|         |          |                         |            |           | BUL        | 13:13.15        | Evgeni Ignatov                  | Stuttgart             | 31 Aug 86        |
|         |          |                         |            |           | BUR        | 14:51.8         | Charles Néboua                  | Abidjan               | 15 Apr 95        |
|         |          |                         |            |           | CAF        | 14:18.3         | Christian Yago                  | St. Maur              | 19 Jun 96        |
|         |          |                         |            |           | CAM        | 14:24.71        | Hem Bunting                     | Nakhon Ratchasima     | 7 Dec 07         |
|         |          |                         |            |           | CAN        | 13:01.74        | Mohamed Ahmed                   | Eugene                | 28 May 16        |
|         |          |                         |            |           | CAY        | 14:08.09        | Jon Rankin                      | Los Angeles           | 11 Mar 11        |
|         |          |                         |            |           | CGO        | 14:33.4         | Obva Elengha                    | Brazzaville           | 31 May 91        |
|         |          |                         |            |           | CHA        | 14:13.35        | Ahmat Abdou-Daoud               | Carquefou             | 1 Jun 12         |
|         |          |                         |            |           | CHI        | 13:23.68        | Mauricio Díaz                   | Heusden               | 14 Jul 01        |
|         |          |                         |            |           | CHN        | 13:25.14        | Xia Fengyuan                    | Shanghai              | 23 Oct 97        |
|         |          |                         |            |           | CIV        | 14:28.6         | Pierre Kouabénan                | Abidjan               | 23 Apr 88        |
|         |          |                         |            |           | CMR        | 14:18.4         | Adamou Aboubakar                | Yaoundé               | 15 Jul 95        |
|         |          |                         |            |           | COD        | 13:49.69        | Patrick Tambwé                  | Sotteville            | 12 Jul 01        |
|         |          |                         |            |           | COK        | 16:41.7         | Jubilee Reu                     | Avarua                | 12 Jun 71        |
|         |          |                         |            |           | COL        | 13:29.67        | Domingo Tibaduiza               | Zürich                | 16 Aug 78        |
|         |          |                         |            |           | COM        | 14:02.2         | Mohamed Ahmed                   | Marignane             | 7 Jun 95         |
|         |          |                         |            |           | CPV‡       | 14:05.39        | Ruben Sança                     | Walnut                | 16 Apr 10        |
|         |          |                         |            |           | CRC        | 13:44.99        | Eric Quirós                     | Victoria, BC          | 27 May 00        |
|         |          |                         |            |           | CRO        | 13:37.76        | Dalibor Balgač                  | Walnut                | 17 Apr 03        |
|         |          |                         |            |           | CUB        | 13:44.8a        | Luis Medina                     | Praha                 | 21 Jun 77        |
|         |          |                         |            |           | CYP        | 13:34.29        | Philippou Philippos             | Riccione              | 27 Aug 83        |
|         |          |                         |            |           | CZE        | 13:24.99        | Jiří Šýkora                     | Moskva                | 1 Aug 80         |
|         |          |                         |            |           | DEN        | 13:25.39        | Dennis Jensen                   | Heusden               | 5 Aug 00         |
|         |          |                         |            |           | DJI        | 13:17.77        | Mumin Gala                      | Birmingham            | 10 Jul 11        |
|         |          |                         |            |           | DMA*       | 13:35.86        | Stephen Agar                    | Walnut                | 18 Apr 98        |
|         |          |                         |            |           | DOM        | 14:18.88        | José Zayas                      | Stanford              | 29 Mar 02        |
|         |          |                         |            |           | ECU        | 13:23.72        | Byron Piedra                    | Ninove                | 21 Jul 12        |
|         |          |                         |            |           | <b>EGY</b> | <b>13:58.92</b> | <b>Salem Mohamed Attiatalla</b> | <b>Al-Qâhira</b>      | <b>15 Mar 17</b> |
|         |          |                         |            |           | ERI        | 12:59.27        | Zersenay Tadesse                | Roma                  | 14 Jul 06        |
|         |          |                         |            |           | ESA        | 14:38.37        | Rónald Ernesto Arias            | La Habana             | 27 May 01        |
|         |          |                         |            |           | ESP        | 12:57.25        | Alemayehu Bezabeh               | Oslo                  | 4 Jun 10         |
|         |          |                         |            |           | EST        | 13:17.2         | Enn Sellik                      | Podolsk               | 28 Jun 76        |
|         |          |                         |            |           | ETH        | 12:37.35        | Kenenisa Bekele                 | Hengelo               | 31 May 04        |
|         |          |                         |            |           | FIJ        | 14:46.4         | Davendra Prakash Singh          | Melbourne             | 18 Nov 93        |
|         |          |                         |            |           | FIN*       | 13:16.3         | Lasse Virén                     | Helsinki              | 14 Sep 72        |
|         |          |                         |            |           | FRA        | 12:58.83        | Smail Sghyr                     | Oslo                  | 28 Jul 00        |
|         |          |                         |            |           | FSM        | 16:52.84        | Bentura Rodriguez               | Pirae                 | 20 Aug 95        |
|         |          |                         |            |           | GAB        | 14:53.36        | Jean-Marc Léandro               | Cannes-la-Bocca       | 7 Jun 08         |
|         |          |                         |            |           | <b>GAM</b> | <b>14:16.42</b> | <b>Nfamara Njie</b>             | <b>Ponzano Veneto</b> | <b>1 Jun 17</b>  |
|         |          |                         |            |           | GBR        | 12:53.11        | Mohamed Farah                   | Monaco                | 22 Jul 11        |
|         |          |                         |            |           | GBS*       | 15:45.9         | Mussá Djau                      | Beja                  | 19 Jun 13        |
|         |          |                         |            |           | GEO        | 13:30.88        | Oleg Strizhakov                 | Kyiv                  | 23 Jun 84        |
|         |          |                         |            |           | GEQ        | 15:08.1         | José Ebatelo Nvo                | Malabo                | 7 Feb 98         |
|         |          |                         |            |           | GER        | 12:54.70        | Dieter Baumann                  | Zürich                | 13 Aug 97        |
|         |          |                         |            |           | GHA        | 14:02.22        | Sampson Laari                   | Norwalk               | 15 Apr 16        |
|         |          |                         |            |           | GIB        | 14:18.4a        | John Charvetto                  | Praha                 | 31 Aug 78        |
|         |          |                         |            |           | GRE        | 13:28.59        | Panayiótis Papoúlias            | Turku                 | 11 Jun 95        |

Alternative outdoor best for federation ratifying indoor marks as absolute records (i)

ISV 8:37.74 Billy Bohlke Tempe 13 Apr 02

Superior indoor bests not ratified by federation as absolute records (‡)

ANG 7:53.72i João N'Tyamba Stuttgart 7 Feb 93

BIH 8:03.66i Vinko Pokrajčić Torino 11 Feb 84

BLR 7:45.50i Aleksandr Fedotkin Wien 25 Feb 79

CAM 9:02.00i Hem Bunting Pattaya 11 Feb 06

CAN 7:40.11i Mohammed Ahmed New York 20 Feb 16

COL 7:49.46i Jacinto Navarrete Sevilla 10 Mar 91

CPV 8:07.50i Ruben Sança Boston 28 Jan 11

CYP 7:54.16i Hristos Papapetrou Budapest 6 Feb 98

DJI 7:39.81i Ayanleh Soulaïman Gent 10 Feb 13

**GHA 8:05.88i Sapon Laari Nashville 14 Jan 17**

GIB 8:18.17i Harvey Dixon Boston 25 Jan 14

GRE 7:43.66i Panayiótis Papoúlias Piräus 21 Feb 98

GUI 8:46.70i Abdourahamane Sow San Sebastián 14 Feb 09

HAI 8:18.25i Steeve Gabart Blacksburg 28 Feb 09

IND 7:49.47i Surendra Kumar Singh Doha 16 Feb 08

JAM 8:40.79i Kemoy Campbell New York 20 Feb 16

KUW 7:13.15i Omar Awadh Al-Rashidi Macao 1 Nov 07i

LAO 9:38.37i Sayphone Losavanh Pattaya 14 Nov 05

LCA 8:17.20i Zepherinus Joseph Gainesville 9 Feb 03

MTN 8:08.67i Mohamed Elbendir Oviedo 28 Jan 06

POR 7:39.44i Rui Silva Stuttgart 6 Feb 00

ROU 7:48.47i Ovidu Olteanu Budapest 6 Feb 98

RSA 7:39.55i Elroy Gelant Gent 9 Feb 14

SEN 8:00.40i Cheik Ameth Tidiane Boye Paris 21 Jan 96

SLE 8:34.04i Darrel Gooding Boston 30 Jan 16

SSD 8:10.66i Guor Marial Ames 30 Jan 10

THA 8:10.39i Srisung Boonthung Pattaya 14 Nov 05

TPE 8:14.61i Wu Wen-Chien Birmingham 14 Mar 03

TUR 7:38.42i Ali Kaya Praha 7 Mar 15

UZB 8:25.98i Agzam Aliyev Tashkent 31 Jan 03

VIN 8:28.89i DeLohnni Nicol-Samuel Birmingham, AL 8 Feb 14

#### Notes (\*)

GBS Djau became a Portuguese citizen in March 2016

MRI 8:10.23 Guyto César Querqueville 18 Jun 88 - after opting for

France

PYF Delys, formerly France - transferred to French Polynesia in 2010

#### 5000 Metres

AFG 15:52.68 Aman Haidari Ravnanger 6 Aug 10

AIA 16:45.79 Michael Gumbs St. George's 23 Apr 00

ALB 14:12.6 Isuf Çurri Elbasani 31 May 90

ALG 12:50.86 Ali Saïdi-Sief Roma 30 Jun 00

AND 14:10.06 Toni Bernadó Mataró 14 Jul 05

ANG 13:40.12 Aurélio Mitú Göteborg 11 Aug 95

ANT 15:13.4 Dale Jones Bridgetown 11 Jul 88

ARG 13:19.64 Antonio Silio Roma 17 Jul 91



| COUNTRY    | MARK            | NAME                      | VENUE           | DATE             | COUNTRY    | MARK            | NAME                    | VENUE              | DATE             |
|------------|-----------------|---------------------------|-----------------|------------------|------------|-----------------|-------------------------|--------------------|------------------|
| GRN        | 14:58.23        | Maurice Williams          | Nassau          | 20 Apr 81        | NRU        | 18:29.8         | Karl Teabuge            | Port Moresby       | 18 Aug 69        |
| GUA        | 13:55.90        | Mario Pacay               | Bydgoszcz       | 23 Jul 16        | NZL        | 13:10.19        | Adrian Blincoe          | Heusden            | 20 Jul 08        |
| GUI        | 14:50.49        | Abdoul Gadirou Bah        | Riga            | 1 Jun 85         | OMA        | 14:14.06        | Qais Salim Al-Mahrooqi  | Casablanca         | 25 Jun 11        |
| GUM        | 14:39.84        | Neil Weare                | Claremont       | 19 Apr 02        | PAK        | 14:08.4         | Muhammad Younis         | Troisdorf          | 22 Jul 77        |
| GUY        | 14:07.08        | Cleveland Forde           | Buenos Aires    | 10 Nov 06        | PAN        | 14:27.45        | Simón Alvarado          | La Habana          | 28 Sep 86        |
| HAI        | 13:58.44        | Mark Allen                | Norwalk         | 15 Apr 16        | <b>PAR</b> | <b>14:23.83</b> | <b>Derlis Ayala</b>     | <b>Resistencia</b> | <b>14 May 17</b> |
| HKG        | 14:56.6         | Gi Ka Man                 | Hongkong        | 23 Feb 11        | PER        | 13:23.20        | David Torrence          | Río de Janeiro     | 17 Aug 16        |
| HON        | 15:04.4         | Jorge Elías Ponce         | Budapest        | 6 Sep 84         | PHI        | 13:58.43        | Eduardo Buenavista      | Busan              | 10 Oct 02        |
| HUN        | 13:26.96        | Balázs Csillag            | Heusden         | 20 Jul 02        | PLE        | 13:33.41        | Mohamed Baket           | Hechtel            | 19 Jul 97        |
| INA        | 14:02.12        | Agus Prayogo              | Río de Janeiro  | 23 Jul 11        | PLW        | 18:25.81        | Nicholas Mangham        | Kolonia            | 22 Jul 02        |
| IND        | 13:29.70        | Bahadur Prasad            | Birmingham      | 27 Jun 92        | PNG        | 14:43.4         | John Kokinai            | Rabaul             | 10 Sep 72        |
| IRI        | 13:53.40        | Hamid Sadjadi             | Göteborg        | 11 Aug 95        | POL        | 13:17.69        | Bronisław Malinowski    | Stockholm          | 5 Jul 76         |
| IRL        | 13:03.53        | Alistair Cragg            | Bruxelles       | 16 Sep 11        | POR        | 13:02.86        | António Pinto           | Zürich             | 12 Aug 98        |
| IRQ        | 14:09.42        | Abdulkarim Al-Sadi        | Seoul           | 3 Oct 86         | PRK        | 13:53.9         | Ryu Ok Hyon             | Pyongyang          | 13 May 87        |
| <b>ISL</b> | <b>14:00.83</b> | <b>Hlynur Andrússon</b>   | <b>Stanford</b> | <b>1 Apr 17</b>  | PUR        | 13:31.69        | Joseph Rosa             | Eugene             | 13 Jun 14        |
| ISR        | 13:31.45        | Yossef Gezachw            | Heusden         | 18 Jul 09        | PYF*       | 14:41.6         | Pascal Adams            | St. Maur           | 31 Jul 88        |
| ISV        | 14:06.17i       | Eduardo Garcia            | Ames            | 12 Feb 16        | QAT        | 12:51.98        | Saif Saaeed Shaheen     | Roma               | 14 Jul 06        |
| ITA        | 13:05.59        | Salvatore Antibo          | Bologna         | 18 Jul 90        | ROU        | 13:15.0a        | Ilie Floroiu            | Bucureşti          | 23 Jul 78        |
| IVB        | 15:22.0         | Anderson Legair           | Knoxville       | 12 Apr 97        | RSA        | 13:04.88        | Elroy Gelant            | Hengelo            | 22 May 16        |
| JAM†       | 13:20.39        | Kemoy Campbell            | Stanford        | 2 May 15         | RUS        | 13:11.99        | Valeriy Abramov         | Rieti              | 9 Sep 81         |
| JOR        | 14:07.46        | Awad Hasini Sress         | Hiroshima       | 16 Oct 94        | RWA        | 13:11.29        | Mathias Ntawulikura     | Roma               | 9 Jun 92         |
| JPN        | 13:08.40        | Suguru Osako              | Heusden         | 18 Jul 15        | SAM        | 15:42.62        | Aunese Curreen          | Apia               | 6 Sep 07         |
| KAZ        | 13:35.64        | Sergey Navolokin          | Podolsk         | 22 Aug 82        | SEN        | 14:29.7         | Moussa Bâ               | Dakar              | 4 Apr 91         |
| KEN        | 12:39.74        | Daniel Komen              | Bruxelles       | 22 Aug 97        | SEY        | 14:22.30        | Simon Labiche           | Nairobi            | 23 May 03        |
| KGZ        | 13:34.2         | Vadim Mochalov            | Sochi           | 13 May 76        | SGP        | 14:51.09        | Mok Ying Ren            | Kanagawa           | 28 May 11        |
| KIR        | 16:42.7         | Teinakewe Tamuera         | Adelaide        | 6 Feb 98         | SKN*       | 15:57.9         | Charles Morton          | Charlotte Amalie   | 7 Apr 84         |
| KOR        | 13:42.98        | Baek Seung-Ho             | Abashiri        | 17 Jul 10        | SLE        | 14:20.9         | Hilton Gooding          | Freetown           | 22 Mar 85        |
| KOS        | 14:18.0         | Ismet Rushiti             | Vukovar         | 8 Apr 82         | SLO        | 13:32.8         | Peter Svet              | Berlin             | 12 Jun 74        |
| KSA        | 12:58.58        | Moukhled Al-Outaibi       | Heusden         | 23 Jul 05        | SMR        | 14:43.5         | Gian Luigi Macina       | Bologna            | 4 Jul 96         |
| KUW        | 14:20.03        | Omar Awadh Al-Rashidi     | Al-Kuwait       | 11 Mar 09        | SOL        | 15:33.8         | Chris Votu              | Lae                | 27 Apr 03        |
| LAO        | 15:10.2         | Kainchanh                 | Vientiane       | 6 Nov 00         | SOM        | 13:32.39        | Mohamed Ali Mohamed     | Ninove             | 1 Aug 15         |
| LAT        | 13:34.2         | Juris Grustiņš            | Moskva          | 19 Jul 71        | SRB        | 13:31.2         | Danijel Korica          | Helsinki           | 30 Jun 71        |
| LBA        | 13:34.99        | Ali Zayed Mabrouk         | Heusden         | 5 Aug 00         | SRI        | 14:08.5         | Kathan A. Chandradas    | Colombo            | 20 Feb 04        |
| LBN        | 14:33.68        | Ali Awad                  | Zagreb          | 14 Aug 99        | SSD        | 13:54.69        | David Kulang            | Durban             | 26 Jun 16        |
| <b>LBR</b> | <b>15:28.5</b>  | <b>Faraj Anis</b>         | <b>Conakry</b>  | <b>14 May 17</b> | STP        | 15:10.2         | Gil Quintas             | Folha Féde         | 3/4 Aug 13       |
| LCA        | 14:25.20        | Zepherinus Joseph         | Ottawa          | 20 Jul 01        | SUD        | 13:27.09        | Mohamed Yagoub          | Solihull           | 23 Jun 01        |
| LES        | 13:21.68        | Namakoe Nkhasi            | Durban          | 26 Jun 16        | SUI        | 13:07.54        | Markus Ryffel           | Los Angeles        | 11 Aug 84        |
| LIE        | 15:07.8         | Hugo Walser               | Aarau           | 27 May 65        | SUR        | 15:32.5         | Rudi Madretsma          | Paramaribo         | 3 Jan 54         |
| LTU        | 13:17.9         | Aleksandras Antipovas     | Sochi           | 8 Jun 79         | SVK        | 13:19.40        | Róbert Štefko           | Paris (St. Denis)  | 1 Jun 95         |
| LUX        | 13:38.51        | Justin Gloden             | Louvain         | 3 Jun 83         | SWE        | 13:17.59        | Anders Gärderud         | Stockholm          | 5 Jul 76         |
| MAC        | 15:33.41        | Lei Hong Wa               | Banchiao        | 31 May 92        | SWZ        | 13:43.52        | Sipho Dlamini           | Durban             | 23 Apr 94        |
| MAD        | 14:07.50        | Fulgence Rakotondrasoa    | Rabat           | 17 Jun 06        | SYR        | 14:23.04        | Salah Moustapha Habib   | Alger              | 14 Jun 90        |
| MAR        | 12:49.28        | Brahim Lahlafi            | Bruxelles       | 25 Aug 00        | TAN        | 13:03.62        | John Yuda               | Roma               | 12 Jul 02        |
| MAS        | 14:06.84        | Munusamy Ramachandran     | Troisdorf       | 5 Aug 94         | TGA        | 17:07.6         | Peau'afi Haukinima      | Pirae              | 13 Sep 71        |
| MAW        | 14:08.0         | Rodwell Kamwendo          | Harare          | 1 Jul 00         | THA        | 14:10.56        | Srisung Boonthung       | Izmir              | 19 Aug 05        |
| MDA        | 13:47.6         | Igor Braslavskiy          | Kishinyov       | 25 Aug 83        | TJK        | 14:07.44        | Sergey Davidov          | Moskva             | 20 Jun 83        |
| MDV        | 15:36.52        | Hussain Riyaz             | Dhaka           | 24 Dec 93        | TKM        | 13:55.45        | Marly Sopyev            | St. Peterburg      | 6 Jul 95         |
| MEX        | 13:07.79        | Arturo Barrios            | London          | 14 Jul 89        | TKS        | 17:47.0         | Garnet Jolly            | Cockburn Town      | 22 Feb 85        |
| MGL        | 14:18.53        | Ser-Od Bat-Ochir          | Kobe            | 9 Jul 11         | TLS        | 14:35.17        | Aries José Pariera      | Jakarta            | 22 Aug 97        |
| MHL        | 17:01.59        | Elisha Woodall            | Nikao           | 24 Jun 14        | TOG        | 14:41.8         | Malaba Sama Tchendo     | Lomé               | 14 Jul 12        |
| MKD        | 14:06.52        | Stevce Georgijevski       | Maribor         | 7 Aug 82         |            | 14:41.8         | Moipah Kombate          | Lomé               | 3-5 May 13       |
| MLI        | 14:23.2         | Youssef Diallo            | Cotonou         | 20 Jul 97        | TPE        | 13:54.42        | Wu Wen-Chien            | Busan              | 10 Oct 02        |
| MLT        | 14:34.50        | Frederick Baldacchino     | Siracusa        | 24 Jul 94        | TTO        | 14:12.01        | Ronnie Holassie         | Port-of-Spain      | 20 Jun 99        |
| MNE        | 14:29.43        | Osman Erović              | Nova Gorica     | 10 May 87        | TUN        | 13:13.94        | Féthi Baccouche         | Oslo               | 4 Jul 87         |
| MNT        | 17:16.34        | Herman Lewis              | Castries        | 4 May 91         | TUR        | 13:00.31        | Ali Kaya                | Roma               | 4 Jun 15         |
| MON*       | 14:48.2         | Emile Battaglia           | Marseille       | 13 Jun 48        | UAE        | 13:49.74        | Mohamed Ahmed Amer      | Manila             | 4 Dec 93         |
| MOZ        | 14:26.6         | Pedro Mulomo              | Maputo          | 31 Mar 80        | UGA        | 12:50.72        | Moses Kipsiro           | Bruxelles          | 14 Sep 07        |
| MRI        | 14:08.90        | Mike Félicité             | St. Maur        | 15 Jun 94        | UKR        | 13:10.78        | Sergiy Lebid            | Berlin             | 6 Sep 02         |
| MTN        | 14:05.58        | Mohamed Elbendir Kathari  | Avilés          | 28 May 05        | URU        | 13:47.6         | Néstor García           | Montevideo         | 9 May 99         |
| MYA        | 14:11.28        | Gopal Thein Win           | Manila          | 4 Dec 93         | USA        | 12:53.60        | Bernard Lagat           | Monaco             | 22 Jul 11        |
| NAM        | 13:46.91        | Lucketz Swartbooi         | Fullerton       | 12 Mar 94        | UZB        | 13:41.0         | Ashur Normuradov        | Podolsk            | 19 Aug 75        |
| NCA        | 14:46.5         | William Aguirre           | La Habana       | 9 Feb 89         | VAN        | 15:08.1         | Tawai Keiruan           | Port Vila          | 25 Jul 97        |
| NED        | 13:13.06        | Kamiel Maase              | Berlin          | 6 Sep 02         | VEN        | 13:22.30        | Freddy González         | San Sebastián      | 3 Jul 04         |
| NEP        | 14:04.89        | Rajendra Bahadur Bhandari | Athína          | 25 Aug 04        | VIE        | 14:04.82        | Nguyen Van Lai          | Singapore          | 9 Jun 15         |
| NFI        | 17:41.3         | Graeme Donaldson          | Middlegate      | 7 Apr 90         | VIN        | 14:31.5         | Pamenos Ballantyne      | London             | 14 Jun 98        |
| NGR        | 14:15.50        | Timon Gunem               | Lagos           | 19 Jun 93        | YEM        | 14:36.13        | Nabil Mohammed Al-Garbi | Aleppo             | 16 Oct 10        |
| NIG        | 14:21.4         | Inni Aboubacar            | St. Maur        | 6 Jul 83         | ZAM        | 13:25.25        | Obed Mutanya            | San Sebastián      | 18 Aug 01        |
| NMI        | 16:55.52        | Stuart Smith              | Santa Rita      | 7 Jun 99         | ZIM        | 13:14.50        | Philimon Hanneck        | Roma               | 8 Jun 94         |
| NOR        | 13:06.39        | Marius Bakken             | Roma            | 2 Jul 04         |            |                 |                         |                    |                  |



| COUNTRY   | MARK   | NAME                        | VENUE               | DATE             | COUNTRY    | MARK            | NAME                        | VENUE            | DATE             |
|---|--|-----------------------------|---------------------|------------------|------------|-----------------|-----------------------------|------------------|------------------|
| <i>Alternative outdoor best for federation ratifying indoor marks as absolute records (i)</i> |  |                             |                     |                  | CYP        | 28:26.87        | Marios Kassianidis          | Praha            | 19 Jun 81        |
| ISV   | 14:10.83   | Eduardo Garcia              | Philadelphia        | 28 Apr 16        | CZE        | 27:47.90        | Jan Pešava                  | Praha            | 8 Jun 98         |
| <i>Superior indoor bests not ratified by federation as absolute records (‡)</i>               |  |                             |                     |                  | DEN        | 27:54.76        | Carsten Jørgensen           | Lisboa           | 4 Apr 98         |
| CPV   | 13:56.46   | Ruben Sança                 | Boston              | 29 Jan 10        | DJI        | 28:17.4         | Ahmed Salah                 | Rabat            | 12 Jul 84        |
| <b>JAM</b>  | <b>13:14.45</b>  | <b>Kemoy Campbell</b>       | <b>Boston</b>       | <b>26 Feb 17</b> | DMA        | 31:53.3         | Stephen Agar                | St. George's     | 16 Apr 89        |
| <b>Notes (*)</b>  |  |                             |                     |                  | DOM        | 30:25.51        | Domingo de Motta Batista    | Porto Ordaz      | 4 Jul 88         |
| DMA   | <i>Stephen Agar - eligible for Canada from 22 Jun 1998</i>   |                             |                     |                  | ECU        | 27:32.59        | Byron Piedra                | Stanford         | 1 May 11         |
| FIN   | <i>13:16.02 Martti Vainio Oslo 28 Jun 84 - annulled after doping revelations</i>   |                             |                     |                  | <b>EGY</b> | <b>29:20.91</b> | Muharram Hamedallah Mohamed | <b>Al-Qâhira</b> | <b>16 Mar 17</b> |
| GBS   | <i>Better marks reported by federation in 2013 to 2016 - questionable Djau became a Portuguese citizen in March 2016</i> |                             |                     |                  | ERI        | 26:37.25        | Zersenay Tadese             | Bruxelles        | 25 Aug 06        |
| MON   | <i>14:39.0 Emile Battaglia Monaco 11 Aug 46 - in a training trial</i>  |                             |                     |                  | ESA        | 30:27.96        | Rónald Ernesto Arias        | La Habana        | 25 May 01        |
| PYF   | <i>Delys, formerly France - transferred to French Polynesia in 2010</i>  |                             |                     |                  | ESP        | 27:14.44        | Fábian Roncero              | Lisboa           | 4 Apr 98         |
| SKN   | <i>15:50.46 Dale Chappell Eugene 29 Jun 14 - not ratified by federation</i>  |                             |                     |                  | EST        | 27:40.61        | Enn Sellik                  | Praha            | 29 Aug 78        |
| <b>10,000 Metres</b>  |  |                             |                     |                  | ETH        | 26:17.53        | Kenenisa Bekele             | Bruxelles        | 26 Aug 05        |
| AFG   | 33:25.6  | Nouruddin                   | Kaboul              | 61               | FIJ        | 31:32.0a        | Usaia Sotutu                | Provo            | Apr 71           |
| ALB   | 29:41.5  | Isuf Çurri                  | Tiranë              | 21 Oct 89        | FIN        | 27:30.99        | Martti Vainio               | Praha            | 29 Aug 78        |
| ALG   | 27:58.03   | Khoudir Aggoune             | St. Maur            | 6 Jun 08         | FRA        | 27:22.78        | Antonio Martins             | Oslo             | 4 Jul 92         |
| AND   | 29:47.74   | Toni Bernadó                | Barcelona           | 16 Mar 03        | FSM        | 35:46.1         | Elias Rodriguez             | Mangilao         | 27 Mar 94        |
| ANG   | 28:31.09   | João N'Tyamba               | Sevilla             | 24 Aug 99        | GAB        | 30:30.5a        | Jérôme Abi                  | Alger            | 20 Jul 78        |
| ANT   | 33:32.6  | Tyrone Thibou               | Bridgetown          | 86               | GAM        | 30:03.77        | Nfamara Njie                | Roma             | 14 May 16        |
| ARG   | 27:38.72   | Antonio Silio               | Bruxelles           | 3 Sep 93         | GBR        | 26:46.57        | Mohamed Farah               | Eugene           | 3 Jun 11         |
| ARM   | 29:52.8  | Artashes Mikoyan            | Kishinyov           | 20 Jul 76        | GBS        | 33:04.04        | Aruna Dabó                  | Casablanca       | 18 Jul 89        |
| ARU   | 29:12.53   | Kimball Reynierse           | Leiden              | 14 May 86        | GEO        | 28:16.15        | Oleg Strizhakov             | Seattle          | 25 Jul 90        |
| ASA   | 34:28.0  | Sailala Solilai             | Pirae               | 9 Sep 71         | GEQ        | 31:52.2         | José Ebatelo Nvo            | Mongomo          | 7 Jul 02         |
| AUS   | 27:24.95   | Ben St. Lawrence            | Stanford            | 1 May 11         | GER        | 27:21.53        | Dieter Baumann              | Barakaldo        | 5 Apr 97         |
| AUT   | 27:36.46   | Günther Weidlinger          | Stanford            | 4 May 08         | GHA        | 30:10.2         | Alhaji Alhassan             | Accra            | 30 Sep 89        |
| <b>AZE</b>  | <b>28:55.82</b>  | <b>Evans Kiplagat</b>       | <b>Baku</b>         | <b>20 May 17</b> | GIB        | 30:59.87        | Michael Sánchez             | Lerwick          | 10 Jul 05        |
| BAH   | 31:23.0  | Philip Watkins              | Jackson             | 87               | GRE        | 28:07.17        | Spiridon Andriópoulos       | Roma             | 29 Aug 87        |
| BAN   | 30:27.7  | Mohd Eliysuddin             | Dhaka               | 18-20 Mar 99     | GRN        | 31:31.1         | Emerald Frederick           | St. George's     | 8 Mar 91         |
| BAR   | 30:44.30   | Leo Garnes                  | Albany              | 22 Apr 93        | GUA        | 28:50.25        | José Amado García           | Stanford         | 1 May 10         |
| BDI   | 27:20.38   | Aloys Nizigama              | London              | 7 Jul 95         | GUI        | 32:27.5         | Mohamed Malal Sy Savané     | Conakry          | 28/29 Jun 89     |
| BEL   | 26:52.30   | Mohamed Mourhit             | Bruxelles           | 3 Sep 99         | GUM        | 31:39.24        | Johnson Lee                 | Monmouth         | 18 Apr 08        |
| BEN   | 31:24.6  | Imorou Zato                 | Cotonou             | 18 Jul 97        | GUY        | 31:14.14        | Kelvin Johnson              | Port-of-Spain    | 21 Jun 13        |
| BER   | 30:20.54   | Lamont Marshall             | Philadelphia        | 28 Apr 11        | HAI        | 29:18.03        | Steeve Gabart               | Stanford         | 27 Mar 09        |
| BHU   | 38:39.7  | Dhoman Tenzin               | Kathmandu           | 22 Sep 84        | HKG        | 30:53.6         | Gi Ka Man                   | Hongkong         | 28 Mar 12        |
| BIH   | 29:29.8  | Sead Kondo                  | Sarajevo            | 7 Jun 75         | HON        | 30:44.8         | Clovis Morales              | Lüdenscheid      | 3 Aug 77         |
| BIZ   | 34:32.59   | Christopher Pinelo          | Los Angeles         | 13 Mar 15        | HUN        | 28:01.88        | Zoltán Káldy                | Oslo             | 6 Jul 91         |
| BLR   | 27:41.89   | Aleksandr Fedotkin          | Bruxelles           | 4 Sep 79         | INA        | 29:25.77        | Agus Prayogo                | Guangzhou        | 26 Nov 10        |
| BOL   | 29:05.75   | Johnny Pérez                | Santiago/CHI        | 28 Oct 84        | IND        | 28:02.89        | Surendra Kumar Singh        | Vigo             | 12 Jul 08        |
| BOT   | 27:48.2  | Matthews Motshwarateu       | Stellenbosch        | 7 May 79         | IRI        | 29:22.65        | Hamid Sadjadi               | Atlanta          | 26 Jul 96        |
| BRA   | 27:28.12   | Marílson dos Santos         | Neerpelt            | 2 Jun 07         | IRL        | 27:39.55        | Alistair Cragg              | Stanford         | 29 Apr 07        |
| BRN   | 27:21.40   | Hasan Mahboob Ali           | Wageningen          | 30 May 12        | IRQ        | 30:06.0         | Abdulkarim Al-Sadi          | Mossul           | 9 Nov 86         |
| BRU   | 33:56.35   | Sifli Anak Ahar             | Hanoi               | 8 Dec 03         | ISL        | 29:28.05        | Kári Steinn Karlsson        | Stanford         | 5 Apr 08         |
| BUL   | 27:56.26   | Evgeni Ignatov              | Oslo                | 2 Jul 88         | ISR        | 28:09.42        | Aimeru Almeya               | Tel Aviv         | 18 Jan 15        |
| BUR   | 31:31.0  | Charles Néboua              | Ouagadougou         | 20 Apr 96        | ISV*       | 29:36.26        | Eduardo Garcia              | Raleigh          | 27 Mar 15        |
| CAF   | 30:41.5  | Jules Yadagba               | Bangui              | 12 Jul 03        | ITA        | 27:16.50        | Salvatore Antibio           | Helsinki         | 29 Jun 89        |
| CAM   | 33:40.2  | Suos Chhin                  | Phnom Penh          | Sep 66           | <b>JAM</b> | <b>28:06.40</b> | <b>Kemoy Campbell</b>       | <b>Stanford</b>  | <b>31 Mar 17</b> |
| CAN   | 27:07.51   | Cam Levins                  | Eugene              | 29 May 15        | JOR        | 29:24.35        | Awad Hasini Sress           | Hiroshima        | 10 Oct 94        |
| CAY   | 33:29.01   | Nicholas Akers              | Edmonton            | 6 Aug 78         | JPN        | 27:29.69        | Kota Murayama               | Hachioji         | 28 Nov 15        |
| CGO   | 30:48.27   | Obva Elengha                | Al-Qâhira           | 22 Sep 91        | KAZ        | 27:58.9         | Anatoliy Badrankov          | Tashkent         | 3 Nov 78         |
| CHA   | 30:47.29   | Yaya Ismail                 | Seoul               | 23 Sep 88        | KEN        | 26:27.85        | Paul Tergat                 | Bruxelles        | 22 Aug 97        |
| CHI   | 28:05.61   | Mauricio Díaz               | Sydney              | 22 Sep 00        | KGZ        | 28:00.9         | Vadim Mochalov              | Moskva           | 10 Jul 73        |
| CHN   | 28:08.67   | Ren Longyun                 | Wuhan               | 1 Nov 07         | KIR        | 36:46.2         | Tara Mango                  | Suva             | 31 Aug 63        |
| CIV   | 31:35.2  | Bassirima Soro              | Abidjan             | 5 Mar 94         | KOR        | 28:23.62        | Jeon Eun-Hoi                | Yokohama         | 23 Oct 10        |
| CMR   | 30:07.3  | Pierre Foka                 | Yaoundé             | 26 Aug 95        | KOS        | 30:47.0         | Nexhmidin Ibishi            | Beograd          | 29 May 71        |
| COD   | 28:57.28   | Danny Tshidind Kassap       | Hamilton            | 9 Jul 03         | KSA        | 27:31.61        | Moukhled Al-Outaibi         | Radès            | 9 Jun 12         |
| COK   | 35:23.0a   | Muriaroa Ngaro              | Suva                | 30 Aug 79        | KUW*       | 30:57.04        | Omar Awadh Al-Rashidi       | Al-Kuwait        | 16 Mar 08        |
| COL   | 27:53.02   | Domingo Tibaduiza           | Wien                | 11 Jun 78        | LAO        | 31:52.66        | Sinlasone Sanith            | Sydney           | 21 Aug 96        |
| <b>COM</b>  | <b>32:15.56</b>  | <b>Daou Bacar Mouhamadi</b> | <b>St Denis/REU</b> | <b>11 Mar 17</b> | LAT        | 28:25.8         | Genādijs Hlistovs           | Moskva           | 3 Jun 73         |
| CPV   | 29:09.51   | Nélson da Cruz              | Lisboa              | 28 Jun 08        | LBA        | 28:48.53        | Ali Zayed Mabrouk           | Praha            | 14 Jun 99        |
| CRC   | 28:48.4  | Rafael Á. Pérez             | Knoxville           | 8 May 76         | LBN        | 30:36.73        | Ali Awad                    | Tunis            | 8 Jul 95         |
| CRO   | 28:24.32   | Slavko Petrović             | Barakaldo           | 2 Apr 05         | LBR        | 33:04.0         | Nimley Twegbe               | Monrovia         | Sep 84           |
| CUB   | 28:48.96   | Ignacio A. Cuba             | La Habana           | 10 Feb 89        | LCA        | 29:48.97        | Zepherinus Joseph           | Tallahassee      | 23 Mar 01        |
|   |  |                             |                     |                  | LES        | 28:06.33        | Namakoe Nkhasi              | Durban           | 22 Jun 16        |
|   |  |                             |                     |                  | LIE        | 31:29.18        | Roland Wille                | Dübendorf        | 7 Jul 94         |
|   |  |                             |                     |                  | LTU        | 27:31.50        | Aleksandras Antipovas       | Praha            | 29 Aug 78        |
|   |  |                             |                     |                  | LUX        | 28:46.4         | Justin Gloden               | Louvain          | 15 Jun 84        |
|   |  |                             |                     |                  | MAC        | 32:40.0         | Fong Kim Fong               | Guangzhou        | Mar 89           |
|   |  |                             |                     |                  | MAD*       | 28:42.0a        | Jules Randrianarivelo       | Moskva           | 21 Jul 79        |
|   |  |                             |                     |                  | MAR        | 26:38.08        | Salah Hissou                | Bruxelles        | 23 Aug 96        |

| COUNTRY    | MARK            | NAME                        | VENUE           | DATE            | COUNTRY          | MARK     | NAME   | VENUE        | DATE      |
|------------|-----------------|-----------------------------|-----------------|-----------------|------------------|----------|--|--------------|-----------|
| MAS        | 29:30.19        | Munusamy Ramachandran       | Victoria, BC    | 27 Aug 94       | TJK              | 29:29.0  | Anatoliy Belogurov   | Dushanbe     | 8 May 77  |
| MAW        | 29:11.13        | Rodwell Kamwendo            | Manchester      | 26 Jul 02       | TKM              | 28:50.0  | Rashid Kakadshyanov  | Vilnius      | 18 Jul 78 |
| MDA        | 28:16.4         | Vasily Nikolayev            | Vilnius         | 18 Jul 78       | TLS              | 31:22.21 | Año Alves  | Jakarta      | 11 Sep 96 |
| MDV        | 34:33.46        | Hussain Haleem              | New Delhi       | 15 Nov 89       | TOG              | 30:13.81 | Kama Pakoula Lekadé  | Roma         | 15 Sep 95 |
| MEX        | 27:08.23        | Arturo Barrios              | Berlin          | 18 Aug 89       | TPE              | 29:12.1  | Hsu Gi-Sheng   | Hachioji     | 28 Nov 93 |
| MGL        | 29:43.79        | Ser-Od Bat-Ochir            | Guangzhou       | 14 Nov 09       | TTO              | 30:30.42 | Quintin John   |              | 94        |
| MHL        | 40:11.92        | Bob Sholar                  | Koror           | 3 Aug 98        | TUN              | 27:54.69 | Mohamed Gammoudi   | München      | 31 Aug 72 |
| MKD*       | 30:25.1         | Milan Madžgalj              | Beograd         | 28 Jun 80       | TUR              | 27:24.09 | Ali Kaya   | Mersin       | 2 May 15  |
| MLI        | 30:47.98        | Youssef Diallo              | Lisboa          | 20 Jul 94       | UAE              | 30:04.1  | Mohamed Ahmed Amer   | Västerås     | 8 Aug 97  |
| MLT        | 30:29.23        | Frederick Baldacchino       | Luxembourg      | 31 May 95       | UGA              | 26:39.77 | Boniface Kiprop  | Bruxelles    | 26 Aug 05 |
| MNE        | 30:45.0         | Osman Erović                | Kumbor          | 31 May 87       | UKR              | 27:59.8  | Pavel Andreyev   | Moskva       | 10 Jul 73 |
| MON        | 32:00.76        | Antoine Berlin              | Philadelphia    | 22 Apr 10       | URU              | 28:52.34 | Néstor García  | São Leopoldo | 21 May 98 |
| MOZ        | 30:09.3         | Pedro Mulomo                | Maputo          | 16 May 82       | USA              | 26:44.36 | Galen Rupp   | Eugene       | 30 May 14 |
| MRI        | 29:50.6         | Ménon Ramsamy               | St. Paul/REU    | 10 Aug 98       | UZB              | 28:48.4  | Abdirahman Ibragimov   | Kharkov      | 9 Aug 80  |
| MTN        | 33:04.49        | Ismaël Ould Adermaz         | Göteborg        | 5 Aug 95        | VAN              | 33:04.1  | Jimmy Sandy Sam  | Suva         | 7 Jul 03  |
| MYA        | 29:37.4         | Gopal Thein Win             | Rangoon         | 24 Feb 93       | VEN              | 28:31.14 | Marvin Blanco  | Sacramento   | 6 Dec 15  |
| NAM        | 28:38.2         | Mynhardt Mbeumuna Kauanivi  | Swakopmund      | 9 Apr 16        | VIE              | 29:44.82 | Nguyen Van Lai   | Nay Pyi Taw  | 19 Dec 13 |
| NCA        | 30:25.25        | William Aguirre             | La Habana       | 10 Mar 89       | VIN              | 29:58.3  | Pamenos Ballantyne   | Derby        | 19 Jul 98 |
| NED        | 27:26.29        | Kamiel Maase                | Bruxelles       | 30 Aug 02       | YEM              | 30:49.58 | Khalid Al-Elashi   | Barcelona    | 31 Jul 92 |
| NEP        | 30:30.99        | Gopi Chandra Parki          | Incheon         | 2 Oct 14        | ZAM              | 28:00.33 | Charles Mulinga  | Walnut       | 14 Apr 95 |
| NFI        | 38:42.1         | Trevor Calder               | Middlegate      | 7 Nov 92        | ZIM              | 27:57.34 | Cuthbert Nyasango  | Avilés       | 28 Jul 07 |
| NGR        | 29:04.5         | Itsifamus Choolon           | Lagos           | 7 Jun 98        |                  |          |  |              |           |
| NIG        | 30:18.5         | Inni Aboubacar              | Grasse          | 11 Jul 80       |                  |          |  |              |           |
| NMI        | 36:39.7         | John Hoffman                | Mangilao        | 27 Mar 94       | <b>Notes (*)</b> |          |  |              |           |
| NOR        | 27:32.52        | Are Nakkim                  | Oslo            | 14 Jul 90       | ISV              |          | Garcia transferred to US Virgin Islands in Nov 14  |              |           |
| NZL        | 27:33.67        | Zane Robertson              | Río de Janeiro  | 13 Aug 16       | KUW              |          | 30:29.73 Ali Saleh Al Kuwait 9 Nov 83 - annulled as Saleh was a stateless person, thought he represented Kuwait at the Asian Championships |              |           |
| OMA        | 31:02.00        | Ahmad Saeed Al-Rawahi       | Bangkok         | 7 Nov 97        | MAD              |          | Record is rumored to be one lap short (9600m). Alternative best - 29:13.3 Haja Ramananjatovo St Paul/REU 15 Jun 98                         |              |           |
| PAK        | 30:27.2         | Mazhar Hussain              | Troisdorf       | 2 Aug 77        | MKD              |          | 30:11.8 Madzgalj Skopje 16 May 81 - one lap short  |              |           |
| PAN        | 30:07.0         | Agustín Morán               | Cd. de Panamá   | 22 Mar 97       | SAM              |          | 33:34.1 Samulu Samuelu Suva 87 - although officially ratified, was achieved in a road race   |              |           |
| PAR        | 29:48.27        | Derlis Ayala                | Buenos Aires    | 25 Mar 15       | SKN              |          | 32:12.5 Julian A. Ryan Basseterre 16 Jun 81 - road race  |              |           |
| <b>PER</b> | <b>27:53.58</b> | <b>José Luis Ostos</b>      | <b>Stanford</b> | <b>5 May 17</b> |                  |          |  |              |           |
| PHI        | 29:02.36        | Eduardo Buenavista          | Busan           | 7 Oct 02        |                  |          |  |              |           |
| PLE        | 28:04.76        | Mohamed Baket               | Troisdorf       | 24 Aug 96       |                  |          |  |              |           |
| PLW        | 38:24.2         | Richard Madrekewet          | San Antonio/NMI | 8 Jul 90        |                  |          |  |              |           |
| PNG        | 31:21.4         | Tau John Tokwepota          | Lae             | 76              |                  |          |  |              |           |
| POL        | 27:53.61        | Jerzy Kowal                 | Praha           | 29 Aug 78       |                  |          |  |              |           |
| POR        | 27:12.47        | António Pinto               | Stockholm       | 30 Jul 99       |                  |          |  |              |           |
| PRK        | 28:26.86        | Ryu Ok Hyon                 | Moskva          | 9 Jun 90        |                  |          |  |              |           |
| PUR        | 28:27.1         | Carmelo Ríos                | Walnut          | 28 Apr 84       |                  |          |  |              |           |
| PYF        | 31:32.87        | Georges Richmond            | Pirae           | 30 Apr 03       |                  |          |  |              |           |
| QAT        | 26:38.76        | Abdullah Ahmad Hassan       | Bruxelles       | 5 Sep 03        |                  |          |  |              |           |
| ROU        | 27:40.06        | Ilie Floroiu                | Praha           | 29 Aug 78       |                  |          |  |              |           |
| RSA        | 27:29.94        | Hendrick Ramaala            | Port Elizabeth  | 22 Feb 99       |                  |          |  |              |           |
| RUS        | 27:53.12        | Sergey Ivanov               | Kazan           | 17 Jul 08       |                  |          |  |              |           |
| RWA        | 27:22.28        | Dieudonné Disi              | Bruxelles       | 14 Sep 07       |                  |          |  |              |           |
| SAM*       | 34:42.5a        | James Hoeflich              | Suva            | 30 Aug 79       |                  |          |  |              |           |
| SEN        | 30:15.17        | Ibrahima Gning              | Dakar           | 22 Jun 07       |                  |          |  |              |           |
| SEY        | 31:05.55        | Simon Labiche               | Durban          | 21 Jun 97       |                  |          |  |              |           |
| SGP        | 31:15.95        | Soh Rui Yong                | Portland        | 14 Jun 14       |                  |          |  |              |           |
| SKN*       | 35:18.4         | Jesse Mulcaire              | Basseterre      | 13 May 90       |                  |          |  |              |           |
| SLE        | 31:06.29        | Alifu Massaquoi             | Edinburgh       | 18 Jul 70       |                  |          |  |              |           |
| SLO        | 28:32.86        | Stane Rozman                | Lausanne        | 30 Jun 83       |                  |          |  |              |           |
| SMR        | 30:45.4         | Gian Luigi Macina           | Rubiera         | 12 Apr 92       |                  |          |  |              |           |
| SOL        | 32:44.0         | Chris Votu                  | Lae             | 26 Apr 03       |                  |          |  |              |           |
| SOM        | 28:06.65        | Abdi Abdirahman             | Stanford        | 7 May 99        |                  |          |  |              |           |
| SRB        | 27:58.39        | Danijel Korica              | Helsinki        | 10 Aug 71       |                  |          |  |              |           |
| SRI        | 29:18.0         | Lucien Sellapuliage B. Rosa | Arkansas City   | 13 May 75       |                  |          |  |              |           |
| SSD        | 29:53.67        | John Atem                   | Durban          | 22 Jun 16       |                  |          |  |              |           |
| STP        | 33:30.0         | Mário Pitra                 | São Tomé        | 5 Jun 82        |                  |          |  |              |           |
| SUD        | 28:20.26        | Ahmed Musa Jouda            | Los Angeles     | 3 Aug 84        |                  |          |  |              |           |
| SUI        | 27:53.16        | Christian Belz              | Helsinki        | 8 Aug 05        |                  |          |  |              |           |
| SUR        | 33:24.9         | Marcus Aminta               | Paramaribo      | 1 Jul 83        |                  |          |  |              |           |
| SVK        | 27:42.98        | Róbert Štefko               | Lille           | 29 Jun 97       |                  |          |  |              |           |
| SWE        | 27:55.74        | Jonny Danielson             | Södertälje      | 7 Jun 89        |                  |          |  |              |           |
| SWZ        | 29:19.71        | Sipheshile Mdluli           | Manchester      | 26 Jul 02       |                  |          |  |              |           |
| SYR        | 30:14.5         | Farouk Khadour              | Yalta           | 10 Oct 86       |                  |          |  |              |           |
| TAN        | 27:06.17        | John Yuda                   | Bruxelles       | 30 Aug 02       |                  |          |  |              |           |
| TGA        | 37:33.6a        | Peau'afi Haukinima          | Suva            | 30 Aug 79       |                  |          |  |              |           |
| THA        | 29:29.59        | Srisung Boonthung           | Manila          | 28 Nov 05       |                  |          |  |              |           |

## Marathon

Several federations ratify records set on courses (such as Boston) which are aided according to IAAF rule 260.21

|      |           |                         |                 |           |
|------|-----------|-------------------------|-----------------|-----------|
| AFG  | 2:28:46   | Waheed Karim            | Sacramento      | 2 Dec 90  |
| AIA* | 5:06:05   | Vallan Hodge-Richardson | New York        | 3 Nov 13  |
| ALB  | 2:25:29   | Remzi Laho              | Burgas          | 29 Sep 91 |
| ALG  | 2:09:54   | Rachid Ziar             | Paris           | 7 Apr 02  |
| AND  | 2:14:25   | Toni Bernadó            | Barcelona       | 16 Mar 03 |
| ANG  | 2:11:40   | João N'Tyamba           | Berlin          | 30 Sep 01 |
| ANT  | 2:31:49   | Cordover Simon          | Victoria, BC    | 28 Aug 94 |
| ARG  | 2:09:57   | Antonio Silio           | Hamburg         | 30 Apr 95 |
| ARM  | 2:20:36   | Ashik Mkhitarian        | Uzhgorod        | 4 Apr 68  |
| ARU  | 2:13:43   | Kimball Reynierse       | Berchem         | 10 Sep 89 |
| ASA  | 2:25:35   | Gary Fanelli            | Seoul           | 2 Oct 88  |
| AUS  | 2:07:51dh | Rob de Castella         | Boston          | 21 Apr 86 |
| AUT  | 2:10:47   | Günther Weidlinger      | Frankfurt       | 25 Oct 09 |
| AZE  | 2:11:22   | Tilahun Aliyev          | Dubai           | 25 Jan 13 |
| BAH  | 2:34:00   | Delroy Boothe           | Jacksonville    | 18 Dec 99 |
| BAN  | 2:22:03   | Ali Mohamed             | Dhaka           | 7 Mar 87  |
| BAR  | 2:29:40   | Reuben McColin          | Bridgetown      | 4 Dec 88  |
| BDI  | 2:13:14   | Patrick Ndayisenga      | Torino          | 2 May 99  |
| BEL  | 2:07:20   | Vincent Rousseau        | Berlin          | 24 Sep 95 |
| BEN  | 2:24:53   | Patrice Lompo           | Parakou         | 11 Feb 12 |
| BER  | 2:26:37dh | Raymond Swan            | Boston          | 20 Apr 81 |
| BHU  | 2:38:28   | Sangay Wangchuk         | Punakha         | 23 Feb 14 |
| BIH  | 2:15:55   | Sead Kondo              | Karl-Marx-Stadt | 3 May 75  |
| BIZ  | 2:22:01   | Patrick Fuller          | Birmingham, AL  | 8 Feb 03  |
| BLR  | 2:10:58   | Vladimir Kotov          | Moskva          | 24 May 80 |
| BOL  | 2:17:49   | Juan Camacho            | Maasluis        | 7 Apr 84  |
| BOT  | 2:14:57   | John James              | Selebi-Phikwe   | 25 Jul 04 |
| BRA  | 2:06:05   | Ronaldo da Costa        | Berlin          | 20 Sep 98 |
| BRN  | 2:06:43   | Shumi Dechasa           | Hamburg         | 4 May 14  |
| BRU  | 2:41:12   | Sifli Anak Ahar         | Kota Kinabalu   | 14 Oct 08 |
| BUL  | 2:11:26   | Khristo Stefanov        | Sofia           | 19 Oct 97 |
| BUR  | 2:34:14   | Salifou Guébré          | Bamako          | 2 Feb 14  |

| COUNTRY    | MARK           | NAME                      | VENUE             | DATE             | COUNTRY     | MARK           | NAME                        | VENUE           | DATE             |
|------------|----------------|---------------------------|-------------------|------------------|-------------|----------------|-----------------------------|-----------------|------------------|
| CAF        | 2:18:06        | Ernest Ndjissipou         | Paris (St. Denis) | 30 Aug 03        | KGZ         | 2:11:16        | Satymkul Dzhumanazarov      | Moskva          | 24 May 80        |
| CAM        | 2:23:29        | Hem Bunting               | Paris             | 15 Apr 12        | KOR         | 2:07:20        | Lee Bong-Ju                 | Tokyo           | 13 Feb 00        |
| CAN        | 2:10:09        | Jerome Drayton            | Fukuoka           | 7 Dec 75         | KOS         | 2:29:36        | Rexhep Ajvazaj              | Las Vegas       | 9 Feb 97         |
| CAY        | 2:34:29        | Jon Rankin                | Sacramento        | 5 Dec 10         | KSA         | 2:20:35        | Abdullah Al-Sadiq           | Budapest        | 30 Sep 01        |
| CGO        | 2:26:01        | Bernard Tsati             | Puteaux           | 16 Sep 90        | KUW         | 2:34:24        | Ateya Seoud Khallaf         | Bangkok         | 17 Dec 78        |
| CHA        | 2:19:34        | Ahmat Abdou-Daoud         | La Rochelle       | 29 Nov 15        | LAO         | 2:43:45        | Sysavath Thammavongchit     | Vientiane       | 24 Feb 13        |
| CHI        | 2:12:19        | Omar Aguilar              | Rotterdam         | 17 Apr 88        | <b>LAT</b>  | <b>2:14:24</b> | <b>Valerijs Žolnerovics</b> | <b>Riga</b>     | <b>14 May 17</b> |
| CHN        | 2:08:15        | Ren Longyun               | Beijing           | 21 Oct 07        | LBA         | 2:13:33        | Ali Zayed Mabrouk           | Milano          | 23 Nov 08        |
| CIV*       | 2:22:19        | Bassirima Soro            | Miami             | 2 Feb 03         | LBN         | 2:20:31        | Hussein Awada               | Beyrouth        | 7 Nov 10         |
| CMR        | 2:18:35        | Paul Kuété                | Palermo           | 8 Dec 93         | LBR         | 3:00:16        | Raymond Dovenon             | Monrovia        | 25 Aug 13        |
| COD        | 2:08:40        | Mwenzé Kalombo            | Paris             | 4 Apr 99         | LCA         | 2:16:06        | Zepherinus Joseph           | St Paul, MN     | 5 Oct 03         |
| COK        | 2:51:26        | Muriaroa Ngaro            | Avarua            | 3 May 80         | <b>LES</b>  | <b>2:09:47</b> | <b>Motlokoa Nkhabutlane</b> | <b>Paris</b>    | <b>9 Apr 17</b>  |
| COL        | 2:11:17dh      | Carlos Grisales           | Boston            | 15 Apr 96        | LIE         | 2:23:55        | Marcel Tschopp              | Chicago         | 9 Oct 11         |
| COM        | 2:35:43        | Youssef Gagou             | St. Paul/REU      | 18 Sep 88        | LTU         | 2:12:35        | Česlovas Kundrotas          | Frankfurt       | 26 Oct 97        |
| CPV        | 2:18:47        | Ruben Sañca               | Rotterdam         | 10 Apr 11        | LUX         | 2:14:03        | Justin Gloden               | Frankfurt       | 19 May 85        |
| CRC        | 2:13:23        | José L. Molina            | Los Angeles       | 3 Mar 96         | MAC         | 2:28:22        | Lam Weng Hei                | Melbourne       | 5 Jun 94         |
| CRO        | 2:17:05        | Drago Paripović           | Bologna           | 29 Mar 92        | MAD         | 2:17:14        | Jules Randrianarivelo       | Moskva          | 29 Jul 79        |
| CUB        | 2:10:53        | Ignacio A. Cuba           | Mérida            | 13 Dec 92        | MAR         | 2:05:27        | Jaouad Gharib               | London          | 26 Apr 09        |
| CYP        | 2:19:51        | Marios Kassianidis        | Brisbane          | 8 Oct 82         | <b>MAS*</b> | <b>2:28:19</b> | <b>Tan Huong Leong</b>      | <b>Tokyo</b>    | <b>26 Feb 17</b> |
| CZE        | 2:11:57        | Karel David               | Hamburg           | 23 May 93        | MAW         | 2:17:18        | Smartex Tambala             | Las Vegas       | 2 Feb 91         |
| DEN        | 2:09:43        | Henrik Jørgensen          | London            | 21 Apr 85        | MDA         | 2:08:32        | Jaroslav Mushinski          | Düsseldorf      | 2 May 10         |
| DJI        | 2:07:07        | Ahmed Salah               | Rotterdam         | 17 Apr 88        | <b>MDV</b>  | <b>2:43:13</b> | <b>Ahmed Sharaf</b>         | <b>Rabat</b>    | <b>5 Mar 17</b>  |
| DMA        | 3:13:32        | Calvin Auguiste           | New York          | 3 Nov 13         | MEX         | 2:07:19dh      | Andrés Espinosa             | Boston          | 18 Apr 94        |
| DOM*       | 2:20:59        | Pablo Arroyo              | La Vega           | 28 Dec 86        | MGL         | 2:08:50        | Ser-Od Bat-Ochir            | Fukuoka         | 7 Dec 14         |
| ECU        | 2:09:49        | Silvio Guerra             | Chicago           | 19 Oct 97        | MKD         | 2:25:06        | Trpe Martinovski            | Novi Sad        | 17 Sep 00        |
| EGY        | 2:19:39        | Aissa Rizk Abou Daif      | El Arish          | 25 Dec 97        | MLI         | 2:34:16        | Siaka Sangaré               | Bamako          | 23 Jan 11        |
| ERI*       | 2:07:27        | Yared Asmeron             | Chunchon          | 23 Oct 11        | MLT         | 2:26:29        | Jonathan Balzan             | Sliema          | 24 Feb 08        |
| ESA        | 2:26:57        | Víctor Vásquez            | Tegucigalpa       | 13 Jan 90        | MNE         | 2:24:18        | Drago Musić                 | Podgorica       | 4 Oct 98         |
| ESP        | 2:06:52        | Julio Rey                 | Hamburg           | 23 Apr 06        | <b>MON</b>  | <b>2:56:52</b> | <b>Sonny Folcheri</b>       | <b>Wien</b>     | <b>23 Apr 17</b> |
| EST        | 2:08:53        | Pavel Loskutov            | Paris             | 7 Apr 02         | MOZ         | 2:31:20        | Issufo Yancubo              | Macao           | 4 Dec 11         |
| ETH        | 2:03:03        | Kenenisa Bekele           | Berlin            | 25 Sep 16        | MRI         | 2:18:20        | David Carver                | Hamburg         | 17 Apr 16        |
| FIJ        | 2:23:33        | Binesh Prasad             | Las Vegas         | 4 Feb 89         | MTN         | 2:43:10        | Majid Touré                 | Rotterdam       | 13 Apr 08        |
| FIN        | 2:10:46        | Janne Holmén              | Rotterdam         | 13 Apr 08        | MYA         | 2:19:57        | Soe Khin                    | Bangkok         | 17 Dec 78        |
| FRA        | 2:06:36        | Benoît Zwierniewski       | Paris             | 6 Apr 03         | NAM         | 2:09:08dh      | Lucketz Swartbooi           | Boston          | 18 Apr 94        |
| FSM        | 2:52:29        | Elias Rodriguez           | San Antonio/NMI   | 14 Jul 90        | NCA         | 2:20:39        | William Aguirre             | Tegucigalpa     | 13 Jan 90        |
| GAB        | 2:31:59        | Jean-Marc Leandro         | Cannes            | 9 Nov 08         | NED         | 2:08:21        | Kamiel Maase                | Amsterdam       | 21 Oct 07        |
| GAM        | 2:23:10        | Baba Njie                 | Banjul            | 12 Dec 93        | NEP         | 2:15:03        | Baikuntha Manandhar         | Calcutta        | 22 Nov 87        |
| GBR        | 2:07:13        | Steve Jones               | Chicago           | 20 Oct 85        | NFI         | 3:30:20        | James Donaldson             | Manchester      | 28 Jul 02        |
| GBS        | 2:29:04        | Joaquim Moreira da Silva  | Lisboa            | 8 Nov 87         | NGR         | 2:16:06        | Mohamed Abbas               | Lagos           | 11 Nov 90        |
| GEO        | 2:16:17        | Davit Kharazishvili       | Berlin            | 27 Sep 15        | NIG         | 2:25:05        | Abdou Manzo                 | Seoul           | 2 Oct 88         |
| GEQ        | 3:02:00        | Cándido Owono Nsang       | Barcelona         | 15 Mar 92        | NMI         | 2:44:44dh      | Eli Torgeson                | Boston          | 17 Apr 06        |
| GER        | 2:08:33        | Arne Gabius               | Frankfurt         | 25 Oct 15        | <b>NOR</b>  | <b>2:10:07</b> | <b>Sondre Nordstad Moen</b> | <b>Hannover</b> | <b>9 Apr 17</b>  |
| GHA        | 2:18:43        | Emmanuel Amoo             | Lagos             | 11 Nov 90        | NRU         | 3:48:06        | Karl Hartmann               | Nauru           | 68               |
| GIB        | 2:32:02        | Jimmy Parodi              | Gibraltar         | 6 Apr 85         | NZL         | 2:08:59        | Rodney Dixon                | New York        | 23 Oct 83        |
| GRE        | 2:12:04        | Spiridon Andriópoulos     | Berlin            | 9 Oct 88         | OMA         | 2:46:59        | Awad Shaaban Al-Sameer      | Seoul           | 2 Oct 88         |
| GRN        | 2:46:50        | Findlay O'Neal            | Port-of-Spain     | 4 Jun 95         | PAK         | 2:14:11        | Naseer Ahmed                | Rawalpindi      | 19 Oct 03        |
| GUA        | 2:12:53        | Alfredo Arévalo           | Ottawa            | 30 May 04        | PAN         | 2:15:57        | Jorge Castelblanco          | Hamburg         | 17 Apr 16        |
| <b>GUI</b> | <b>2:20:40</b> | <b>Alhassane Bangoura</b> | <b>Sevilla</b>    | <b>19 Feb 17</b> | PAR         | 2:16:23        | Derlis Ayala                | Valencia        | 20 Nov 16        |
| GUM        | 2:31:44        | Wayne Blas                | Indianapolis      | 5 Nov 16         | PER         | 2:11:01        | Raúl-Manuel Pacheco         | Rotterdam       | 12 Apr 15        |
| GUY        | 2:25:02        | Andrew Smith              | Louisville        | 29 May 04        | PHI         | 2:18:44        | Eduardo Buenavista          | Oita            | 1 Feb 04         |
| HAI        | 2:14:22        | Dieudonné Lamothe         | Gagny             | 16 Apr 88        | PLE         | 2:29:28        | Ihab Salama                 | Rotterdam       | 16 Apr 00        |
| HKG        | 2:24:51        | Ng Fai Yeung              | Shenzhen          | 9 Feb 92         | PLW         | 6:21:03        | Kambes Kesolai              | Koror           | 5 Apr 08         |
| HON        | 2:17:49        | Clovis Morales            | Porz              | 24 Apr 77        | PNG         | 2:28:13        | Tau John Tokwepota          | Honolulu        | 7 Dec 80         |
| HUN        | 2:12:10        | Csaba Szücs               | Paris             | 25 Apr 93        | POL         | 2:07:39        | Henryk Szost                | Otsu            | 4 Mar 12         |
| INA        | 2:19:18        | Edwardus Nabunome         | Jakarta           | 12 Sep 93        | POR         | 2:06:36        | António Pinto               | London          | 16 Apr 00        |
| IND        | 2:12:00        | Shivnath Singh            | Jullundur         | 28 May 78        | PRK*        | 2:09:26        | Li Jong Hyong               | Pyongyang       | 19 Oct 83        |
| IRI        | 2:17:41        | Mohamed Jafar Moradi      | Dubai             | 23 Jan 15        | PUR         | 2:12:43        | Jorge González              | Caracas         | 28 Aug 83        |
| IRL        | 2:09:15dh      | John Treacy               | Boston            | 18 Apr 88        | PYF         | 2:25:28        | Jean-Louis Bounhoure        | Apia            | 7 Aug 83         |
| IRQ        | 2:21:54        | Sadoun Nasser Hafidh      | Baghdad           | 5 Feb 82         | QAT         | 2:07:19        | Mubarak Hassan Shami        | Paris           | 15 Apr 07        |
| ISL        | 2:17:12        | Kári Steinn Karlsson      | Berlin            | 25 Sep 11        | ROU         | 2:12:30        | Catalin Andreica            | Praha           | 3 Sep 78         |
| ISR        | 2:14:21        | Haile Satain              | Venezia           | 26 Oct 03        | RSA         | 2:06:33        | Gert Thys                   | Tokyo           | 14 Feb 99        |
| <b>ISV</b> | <b>2:25:17</b> | <b>Eduardo Garcia</b>     | <b>Rotterdam</b>  | <b>9 Apr 17</b>  | RUS         | 2:09:07        | Aleksey Sokolov             | Dublin          | 29 Oct 07        |
| ITA        | 2:07:22        | Stefano Baldini           | London            | 23 Apr 06        | RWA         | 2:09:55        | Mathias Ntawilukura         | London          | 16 Apr 00        |
| IVB        | 2:36:54        | Rasalula Nagarit          | Baltimore         | 11 Oct 08        | SAM         | 2:41:50        | Amani Tapusoa               | Apia            | 22 Mar 69        |
| JAM        | 2:16:39        | Derrick Adamson           | Philadelphia      | 25 Nov 84        | SEN         | 2:25:01        | Samba Faye                  | Dakar           | 14 Feb 16        |
| JOR        | 2:17:24        | Methqal Ma'rouf Abu Draï  | Marrakech         | 25 Jan 15        | SEY         | 2:25:48        | Albert Marie                | Victoria/SEY    | 23 Oct 88        |
| JPN        | 2:06:16        | Toshinari Takaoka         | Chicago           | 13 Oct 02        | SGP         | 2:24:22        | Murugiah Rameshon           | Chiangmai       | 13 Dec 95        |
| KAZ        | 2:11:59        | Nikolay Penza             | Praha             | 3 Sep 78         | SKN         | 2:38:48        | Jesse Mulcaire              | New York        | 5 Nov 89         |
| KEN*       | 2:02:57        | Dennis Kipruto            | Berlin            | 28 Sep 14        | SLE         | 2:33:38        | Idrissa Kargbo              | London          | 13 Apr 14        |



| COUNTRY | MARK    | NAME                 | VENUE         | DATE      | COUNTRY    | MARK           | NAME                            | VENUE             | DATE             |
|---------|---------|----------------------|---------------|-----------|------------|----------------|---------------------------------|-------------------|------------------|
| SLO     | 2:11:50 | Roman Kežzar         | Torino        | 26 Mar 00 | AND        | 8:47.45        | Josep Sansa                     | Barcelona         | 14 Jul 99        |
| SMR     | 2:21:19 | Gian Luigi Macina    | Carpi         | 27 Oct 91 | ANG        | 8:56.79        | Aurélio Miti                    | Lisboa            | 30 Jul 94        |
| SOL     | 2:36:16 | Mackay Talasasa      | Brisbane      | 8 Oct 82  | ANT        | 9:54.5         | Tyrone Thibou                   | Port-of-Spain     | 31 Jul 82        |
| SOM     | 2:17:24 | Ahmed Mohamed Ismail | Detroit       | 19 Oct 86 | ARG        | 8:25.63        | Marcelo Cascabelo               | Beograd           | 4 Jun 89         |
| SRB*    | 2:13:57 | Borislav Dević       | Houston       | 15 Jan 95 | ARM        | 8:27.88        | Artashes Mikoyan                | München           | 29 May 76        |
| SRI     | 2:13:47 | Anuradha Cooray      | London        | 26 Apr 15 | ARU        | 9:35.9         | Kimball Reynierse               | Remscheid         | 16 Aug 80        |
| SSD     | 2:14:32 | Guor Marial          | St Paul       | 2 Oct 11  | ASA        | 12:00.56       | Frank Paaga                     | Tafuna            | 16 Aug 97        |
| STP     | 2:38:32 | Mário Pitra          | Brazzaville   | 29 Jun 80 | AUS        | 8:16.22        | Shaun Creighton                 | Lille             | 2 Jul 93         |
| SUD     | 2:19:51 | John Narat           | Khartoum      | 10 Mar 77 | AUT        | 8:10.83        | Günther Weidlinger              | Sevilla           | 21 Aug 99        |
| SUI     | 2:06:40 | Tadesse Abraham      | Seoul         | 20 Mar 16 | AZE        | 8:52.0         | Nikolay Kotov                   | Baku              | 19 May 74        |
| SUR     | 2:39:11 | Radjinder Patan      | Paramaribo    | 27 Nov 05 | BAH        | 9:38.3         | Oneil Williams                  | Kampala           | 19 Mar 16        |
| SVK     | 2:09:53 | Róbert Štefko        | London        | 26 Apr 98 | BAN        | 9:04.6         | Shamsuddin                      | Dhaka             | 81               |
| SWE     | 2:10:38 | Kjell-Erik Ståhl     | Helsinki      | 14 Aug 83 | BAR        | 9:07.3         | Leo Garnes                      | Bridgetown        | 7 Jun 92         |
| SWZ     | 2:12:55 | Richard Mabuza       | Christchurch  | 31 Jan 74 | BDI        | 8:36.19        | Hilaire Ntirampeba              | Bondoufle         | 12 Jul 94        |
| SYR     | 2:26:27 | Ahmed Saker          | Latakia       | 6 Dec 85  | BEL        | 8:10.01        | William Van Dijck               | Bruxelles         | 5 Sep 86         |
| TAN     | 2:08:01 | Juma Ikangaa         | New York      | 5 Nov 89  | BEN        | 9:21.21        | Mohamet Adam                    | Porto Novo        | 29 Jun 12        |
|         | 2:08:01 | Samson Ramadhani     | London        | 13 Apr 03 | <b>BER</b> | <b>8:49.71</b> | <b>Lamont Marshall</b>          | <b>Nashville</b>  | <b>10 Jun 17</b> |
| TGA     | 2:45:04 | Tongia Vakaafi       | Phoenix       | 2 Mar 13  | BIH        | 8:31.0         | Bilko Kačar                     | Øvre Årdal        | 29 Aug 81        |
| THA     | 2:19:33 | Jirattikarn Boonma   | Chiangmai     | 29 Jan 95 | BIZ        | 10:07.16       | Novian Middleton                | Athina            | 15 Apr 11        |
| TJK     | 2:18:40 | Anatoliy Belogurov   | Moskva        | 20 Jun 80 | BLR        | 8:25.2         | Aleksandr Vorobey               | Moskva            | 6 Jul 80         |
| TKM     | 2:15:53 | Rashid Kakadshanov   | Uzhgorod      | 5 Oct 80  | BOL        | 8:58.6         | Johnny Pérez                    | Bucaramanga       | 31 Oct 79        |
| TKS     | 3:47:57 | Todd Foss            | Chicago       | 10 Oct 04 | BOT        | 8:44.1         | Reuben Rathedhi                 | Wichita           | 29 May 81        |
| TLS     | 2:30:04 | Augusto Ramos Soares | Vientiane     | 15 Dec 09 | BRA        | 8:14.41        | Wänder do Prado Moura           | Mar del Plata     | 22 Mar 95        |
| TOG     | 2:30:17 | Outcha Améwouho      | Lomé          | 11 Nov 90 | BRN        | 8:06.13        | Tareq Mubarak Taher             | Athina            | 13 Jul 09        |
| TPE     | 2:14:35 | Hsu Gi-Sheng         | Oita          | 5 Feb 95  | BRU        | 9:42.35        | Roslan Baha                     | Singapore         | 22 Jul 87        |
| TTO     | 2:13:03 | Ronnie Holassie      | Cleveland     | 29 Apr 01 | BUL        | 8:20.87        | Mitko Tsenov                    | Huelva            | 12 Jun 14        |
| TUN     | 2:12:36 | Tahar Mansouri       | Marrakech     | 14 Jan 96 | BUR        | 9:25.0         | Boukary Ouédraogo               | Ouagadougou       | 25 Jun 86        |
| TUR     | 2:06:10 | Kaan Kigen Özbilen   | Seoul         | 20 Mar 16 | CAF        | 8:51.22        | Christian Yago                  | St. Maur          | 14 Jun 00        |
| UAE     | 2:23:42 | Jassim Abbas Ali     | Dubai         | 11 Jan 02 | CAM        | 10:05.0        | Nhea Khay                       | Jakarta           | 14 Nov 63        |
| UGA     | 2:06:33 | Stephen Kiprotich    | Tokyo         | 22 Feb 15 | CAN        | 8:11.64        | Matt Hughes                     | Moskva            | 15 Aug 13        |
| UKR     | 2:07:15 | Dimitriy Baranovskiy | Fukuoka       | 3 Dec 06  | CAY        | 12:12.29       | Junio Hurlston                  | St. Peter Port    | 29 Jun 03        |
| URU     | 2:12:48 | Néstor García        | Chicago       | 24 Oct 99 | CGO        | 9:05.58        | Emmanuel Mpioh                  | Los Angeles       | 6 Aug 84         |
| USA*    | 2:05:38 | Khalid Khannouchi    | London        | 14 Apr 02 | CHA        | 9:59.6         | Benoît Kassiré                  | Brazzaville       | 20 Jul 65        |
| UZB     | 2:13:28 | Vladimir Beloborodov | Mogilev       | 15 Jun 85 | CHI        | 8:28.99        | Emilio Ulloa                    | Los Angeles       | 8 Aug 84         |
| VEN     | 2:11:25 | Carlos Tarazona      | Cleveland     | 30 Apr 00 | CHN        | 8:10.46        | Sun Ripeng                      | Shanghai          | 19 Oct 97        |
| VIE     | 2:21:51 | Nguyen Chi Dong      | Hanoi         | 12 Dec 03 | CIV        | 9:29.6         | Lassina Konaté                  | Abidjan           | 8 Apr 72         |
| VIN     | 2:15:30 | Pamenos Ballantyne   | Port-of-Spain | 26 Jan 03 | CMR        | 9:16.19        | Esau Ade Nji                    | Lagos             | 15 Jan 73        |
| YEM     | 2:40:41 | Mohamed Al Saadi     | Atlanta       | 4 Aug 96  | COD        | 8:41.92        | Patrick Tambwé                  | Obernai           | 29 Jul 01        |
| ZAM     | 2:11:35 | Jordan Chipangama    | Duluth        | 20 Jun 15 | COK        | 10:51.71       | Uaongo Areai                    | Avarua            | 3 Aug 85         |
| ZIM     | 2:09:52 | Cuthbert Nyasango    | Praha         | 11 May 14 | COL        | 8:28.6         | Gerald Giraldo                  | Trujillo          | 29 Nov 13        |
|         |         |                      |               |           | COM        | 10:19.1a       | Salim Abdallah                  | Saint-Denis/REU   | 31 Aug 79        |
|         |         |                      |               |           | CPV        | 9:42.80        | António Zeferino                | Maia              | 25 Jun 95        |
|         |         |                      |               |           | CRC        | 8:48.59        | Francisco Gómez                 | La Habana         | 25 Apr 04        |
|         |         |                      |               |           | CRO        | 8:40.1         | Slobodan Crnokrak               | Karlovac          | 31 May 87        |
|         |         |                      |               |           | CUB        | 8:26.16        | José Sánchez                    | La Habana         | 19 Jun 09        |
|         |         |                      |               |           | CYP        | 8:24.01        | Philippos Philippou             | Casablanca        | 15 Sep 83        |
|         |         |                      |               |           | CZE        | 8:23.8         | Dušan Moravčík                  | Praha             | 17 Sep 72        |
|         |         |                      |               |           | DEN        | 8:23.56        | Flemming Jensen                 | Hengelo           | 19 Jul 87        |
|         |         |                      |               |           | DJI        | 8:23.77        | Mohamed Ismail Ibrahim          | Doha              | 6 May 16         |
|         |         |                      |               |           | DMA        | 9:29.10        | Neehall Philogene               | St. Charles       | 1 May 99         |
|         |         |                      |               |           | <b>DOM</b> | <b>8:38.0</b>  | <b>Álvaro Abreu</b>             | <b>San Germán</b> | <b>2 Mar 17</b>  |
|         |         |                      |               |           | ECU        | 8:48.50        | Pablo Ramírez                   | Mar del Plata     | 5 Apr 97         |
|         |         |                      |               |           | <b>EGY</b> | <b>8:44.18</b> | <b>Salem Mohamed Attiatalla</b> | <b>AI-Qâhira</b>  | <b>17 Mar 17</b> |
|         |         |                      |               |           | <b>ERI</b> | <b>8:11.22</b> | <b>Yemane Hailasilassie</b>     | <b>Roma</b>       | <b>8 Jun 17</b>  |
|         |         |                      |               |           | ESA        | 9:04.20        | Erick Bonilla                   | San Germán        | 5 Apr 02         |
|         |         |                      |               |           | ESP        | 8:07.44        | Luis M. Martín                  | Bruxelles         | 30 Aug 02        |
|         |         |                      |               |           | EST        | 8:29.6         | Ilmar Ruus                      | Moskva            | 31 Jul 71        |
|         |         |                      |               |           | ETH        | 8:06.16        | Roba Gari                       | Doha              | 11 May 12        |
|         |         |                      |               |           | FIJ        | 8:48.0         | Usaia Sotutu                    | Seattle           | 17 Jun 71        |
|         |         |                      |               |           | FIN        | 8:10.67        | Jukka Keskisalo                 | Zürich            | 28 Aug 09        |
|         |         |                      |               |           | FRA        | 8:00.09        | Mahiedine Mekhissi-Benabbad     | Paris (St. Denis) | 6 Jul 13         |
|         |         |                      |               |           | GAB        | 9:31.2         | Philémon Moupaka                | Libreville        | 1 Apr 79         |
|         |         |                      |               |           | GAM        | 9:45.50        | Peter Ceesay                    | Wichita           | 15 Apr 89        |
|         |         |                      |               |           | GBR        | 8:07.96        | Mark Rowland                    | Seoul             | 30 Sep 88        |
|         |         |                      |               |           | GBS        | 10:06.22       | Mussa Djau                      | Beja              | 5 Jun 13         |
|         |         |                      |               |           | GEO        | 8:28.0         | Sergey Skripka                  | Moskva            | 11 Jun 77        |
|         |         |                      |               |           | GEQ        | 9:04.54        | Roberto Caracciolo Mandje       | San Diego         | 7 Jun 08         |
|         |         |                      |               |           | GER        | 8:09.48        | Damian Kallabis                 | Zürich            | 11 Aug 99        |

*Boston course downhill (dh). Alternative bests:*

|     |         |                   |                 |           |
|-----|---------|-------------------|-----------------|-----------|
| AUS | 2:08:16 | Steve Moneghetti  | Berlin          | 30 Sep 90 |
| BER | 2:27:24 | Raymond Swan      | Glasgow         | 24 Aug 80 |
| COL | 2:11:21 | Domingo Tibaduiza | New York        | 23 Oct 83 |
| IRL | 2:09:56 | John Treacy       | Los Angeles     | 12 Aug 84 |
| MEX | 2:08:30 | Dionicio Cerón    | London          | 2 Apr 95  |
| NAM | 2:10:01 | Lucketz Swaartboi | Swakopmund      | 10 Oct 92 |
| NMI | 2:55:31 | Yong Choi         | San Antonio/NMI | 14 Jul 90 |

**Notes (\*)**

ASA 2:14:17 Gary Fanelli Montréal 6 Sep 80 - as a US citizen

CIV 2:18:32 Bassirima Soro Tucson 3 Dec 00 - downhill (drop of 654m)

DOM After more than three decades, this mark has finally been approved

ERI 2:06:51 Zersenay Tadesse Monza 6 May 17 - time trial with shifts of pacemakers and mobile drink deliveries

KEN 2:00:25 Eliud Kipchoge Monza 6 May 17 - time trial with shifts of pacemakers and mobile drink deliveries

MAS 2:25:07 Chan Yew Woo Duluth 16 Jun 12 - extremely downhill

PRK Rumours are that the record ratified by the federation was achieved on a short course. Alternative best - 2:10:50 Kim Jung-Wong Pyongyang 10 Mar 96

SRB 2:12:40 Sreten Ninković Austin 17 Feb 02 - downhill

USA 2:04:58 Ryan Hall Boston 18 Apr 11 - downhill point-to-point course and wind-assisted

### 3000 Metres Steeplechase

|     |         |               |        |           |
|-----|---------|---------------|--------|-----------|
| ALB | 8:43.26 | Krenar Meçani | Sérres | 12 Aug 89 |
| ALG | 8:10.23 | Laïd Bessou   | Monaco | 18 Aug 00 |



| COUNTRY | MARK     | NAME                        | VENUE             | DATE      | COUNTRY | MARK     | NAME                      | VENUE             | DATE      |
|---------|----------|-----------------------------|-------------------|-----------|---------|----------|---------------------------|-------------------|-----------|
| GHA     | 8:57.54  | Robert Hackman              | München           | 1 Sep 72  | OMA     | 9:09.26  | Qais Salim Al-Mahrooqi    | Doha              | 8 Dec 06  |
| GIB*    | 10:34.95 | Christopher Walker          | Douglas           | 12 Jul 01 | PAK     | 8:42.43  | Abdul Razzaq              | Islamabad         | 21 Oct 89 |
| GRE     | 8:24.01  | Philippos Philippou         | Casablanca        | 15 Sep 83 | PAN     | 9:10.4   | Damián Rivera             | La Habana         | 23 Jul 83 |
| GUA     | 8:46.45  | Hugo-Allan García Molina    | Kobe              | 2 Sep 85  | PAR     | 8:52.62  | Ramón López               | Seoul             | 28 Sep 88 |
| GUI     | 10:27.2  | Mamadou Diallo              | Dakar             | 18 Jul 70 | PER     | 8:28.67  | Mario Bazán               | Berlin            | 16 Aug 09 |
| GUM     | 9:38.98  | Brent Butler                | San Francisco     | 16 Mar 96 | PHI     | 8:35.09  | Héctor Begeo              | Seoul             | 28 Sep 88 |
| GUY     | 10:03.0  | Clement Fields              | Georgetown        | 9 Aug 59  | PLE     | 9:05.86  | Jamal Mahmoud             | New Delhi         | 16 Nov 89 |
| HAI     | 10:36.2  | St. Joseph Anilis           | Lübeck            | 5 Aug 72  | PNG*    | 9:25.8   | John Kokinai              | Port Moresby      | 27 Aug 71 |
| HKG     | 9:19.43  | Chan Ka Ho                  | Hongkong          | 1 Apr 12  | POL     | 8:09.11  | Bronisław Malinowski      | Montréal          | 28 Jul 76 |
| HON     | 9:23.6   | Hipólito López              | Cd. de México     | Apr 76    | POR     | 8:19.82  | Manuel Silva              | Stockholm         | 27 Jul 04 |
| HUN     | 8:17.97  | Gábor Markó                 | Potsdam           | 21 Jul 84 | PRK     | 8:53.8   | Ju Il Myong               | Pyongyang         | 3 Apr 94  |
| INA     | 8:55.91  | Mohammad Al-Quraisy         | Palembang         | 12 Nov 11 | PUR     | 8:27.91  | Alex Greaux               | Barakaldo         | 10 Jul 04 |
| IND     | 8:30.88  | Gopal Saini                 | Tokyo             | 5 Jun 81  | PYF     | 9:38.49  | Pascal Adams              | Nouméa            | 16 Dec 87 |
| IRI     | 8:33.89  | Hamid Sadjadi               | Kuala Lumpur      | 19 Oct 91 | QAT     | 7:53.63  | Saif Saaeed Shaheen       | Bruxelles         | 3 Sep 04  |
| IRL     | 8:24.09  | Brendan Quinn               | Bruxelles         | 30 Aug 85 | ROU     | 8:13.26  | Florin Ionescu            | Sevilla           | 21 Aug 99 |
| IRQ     | 8:49.52  | Mohammed Khassaf Al-Maleky  | Incheon           | 2 Sep 05  | RSA     | 8:11.50  | Ruben Ramolefi            | Daegu             | 29 Aug 11 |
| ISL     | 8:46.20  | Sveinn Margeirsson          | Boras             | 12 Jun 03 | RUS     | 8:15.54  | Pavel Potapovich          | Paris (St. Denis) | 4 Jul 03  |
| ISR     | 8:24.14  | Itai Magidi                 | Longeville-Metz   | 4 Jul 08  | RWA     | 8:39.05  | Gervais Hakizimana        | Pézenas           | 28 May 11 |
| ISV     | 9:25.30  | Juan Robles                 | Ponce             | 24 Apr 09 | SAM     | 10:01.15 | James Hoeflich            | Suva              | 1 Sep 79  |
| ITA     | 8:08.57  | Francesco Panetta           | Roma              | 5 Sep 87  | SEN     | 8:58.13  | Boubacar Sabaly           | Castellón         | 3 Jul 16  |
| IVB     | 9:30.26  | Anderson Legair             | Athens, GA        | 2 May 98  | SEY     | 8:47.99  | Ronny Marie               | Victoria/SEY      | 26 May 01 |
| JAM     | 8:52.82  | Lionel Scott                | Indianapolis      | 4 May 85  | SGP     | 9:11.24  | Mathevan Maran            | Kuala Lumpur      | 19 Oct 91 |
| JOR     | 8:40.74  | Jihad Al-Balawi             | Lübeck            | 7 Jul 90  | SLE     | 9:15.61  | Modupeh Jonah             | Al-Kuwait         | 1 Nov 89  |
| JPN     | 8:18.93  | Yoshitaka Iwamizu           | Paris (St. Denis) | 23 Aug 03 | SLO     | 8:16.96  | Boštjan Buč               | Ostrava           | 12 Jun 03 |
| KAZ     | 8:24.13  | Artyom Kosinov              | Moskva            | 11 Jun 12 | SMR     | 9:25.85  | Matteo Zafferani          | Bologna           | 8 Jul 99  |
| KEN     | 7:53.64  | Brimin Kiprop Kipruto       | Monaco            | 22 Jul 11 | SOL     | 9:34.86  | Primo Higa                | Tafuna            | 16 Aug 97 |
| KGZ     | 8:38.4   | Aiyin Isakov                | Moskva            | 4 Jul 80  | SOM*    | 8:50.31  | Mohd Abdukader Sheikh Ali | Rovereto          | 20 Jul 14 |
| KIR     | 12:03.70 | Peter Birati                | Honiara           | 11 Jul 81 | SRB     | 8:28.80  | Vule Maksimović           | Budapest          | 4 Sep 89  |
| KOR     | 8:42.86  | Jin Soo-Sun                 | Seoul             | 10 Jun 90 | SRI     | 8:45.53  | Shanta Mendis             | Colombo           | 28 Jun 98 |
| KOS     | 9:12.8   | Mustafê Shabani             |                   | 70        | STP     | 10:08.0  | Mário Pitra               | Luanda            | 25 Aug 81 |
| KSA     | 8:08.14  | Saad Shaddad Al-Asmari      | Stockholm         | 16 Jul 02 | SUD     | 8:31.20  | Yossif Abdalla Timbo      | Montbéliard       | 1 Jun 16  |
| KUW     | 8:35.62  | Omar Awadh Al-Rashidi       | Alger             | 29 May 08 | SUI     | 8:22.24  | Christian Belz            | Hengelo           | 4 Jun 01  |
| LAO     | 9:37.41  | Sysavath Thammavongchit     | Singapore         | 12 Jun 15 | SVK     | 8:32.7   | Milan Slovák              | Banská Bystrica   | 6 Aug 78  |
| LAT     | 8:31.35  | Gatis Deksnis               | Moskva            | 4 Sep 88  | SWE     | 8:05.75  | Mustafa Mohamed           | Heusden           | 28 Jul 07 |
| LBA*    | 9:25.2   | Khamis Mohamed Bilal        | Tripoli           | 8 Apr 87  | SYR     | 8:34.66  | Salah Moustapha Habib     | Kuala Lumpur      | 19 Oct 91 |
| LBN     | 9:02.73  | Nabil Choueri               | Tunis             | 22 Aug 81 | TAN     | 8:12.48  | Filbert Bayi              | Moskva            | 31 Jul 80 |
| LBR     | 9:40.81  | Toartou Kargou              | Baton Rouge       | 12 Apr 03 | TGA     | 10:31.95 | Peau'afi Haukinima        | Suva              | 1 Sep 79  |
| LES     | 10:34.96 | Bokang Mokets               | Bulawayo          | 13 Dec 14 | THA     | 8:52.47  | Jirasak Sutthichart       | Hanoi             | 8 Dec 03  |
| LIE     | 10:08.37 | Florian Hilti               | Zenica            | 24 Jun 07 | TJK     | 8:46.4   | Anatoliy Belogurov        | Moskva            | 15 Apr 80 |
| LTU     | 8:22.2   | Vladimiras Dudinas          | Kyiv              | 19 Aug 69 | TKM     | 8:50.43  | Igor Zaynalov             | Kyiv              | 18 Jul 88 |
| LUX     | 8:40.3   | Francis Hoesser             | Luxembourg        | 20 Jul 84 | TLS     | 9:14.4   | Aries José Pariera        | Jakarta           | 21 May 93 |
| MAC     | 10:13.99 | H. Carvalho                 | Hongkong          | 16 Apr 89 | TOG     | 9:05.55  | Malaba Sama Tchendo       | Bamako            | 18 May 13 |
| MAD     | 8:50.8   | Augustin Ravaolahy          | St. Paul/REU      | 11 Aug 98 | TPE     | 8:34.76  | Wu Wen-Chien              | Busan             | 9 Oct 02  |
| MAR     | 7:55.28  | Brahim Boulami              | Bruxelles         | 24 Aug 01 | TTO     | 8:49.82  | Quintin John              | Raleigh           | 27 May 94 |
| MAS     | 8:59.10  | Nainasagoram Shanmuganathan | Kuala Lumpur      | 17 Sep 98 | TUN     | 8:14.05  | Amor Benyahia             | Mersin            | 28 Jun 13 |
| MDA     | 8:18.97  | Ion Luchianov               | Beijing           | 16 Aug 08 | TUR*    | 8:17.85  | Tarik Langat Akdag        | London            | 3 Aug 12  |
| MEX     | 8:25.69  | Salvador Miranda            | Barakaldo         | 8 Jul 00  | UAE     | 8:35.64  | Mohamed Ahmed Amer        | Hamburg           | 4 Aug 93  |
| MGL     | 9:11.39  | Davaajav Ganbold            | Leningrad         | 24 Jul 81 | UGA     | 8:03.81  | Benjamin Kiplagat         | Lausanne          | 8 Jul 10  |
| MKD     | 9:10.4   | Gorgi Vuckov                | Beograd           | 12 Sep 71 | UKR     | 8:21.75  | Andrey Popelyayev         | Moskva            | 19 Jul 84 |
| MLI     | 9:17.9   | Youssef Békaye Coulibaly    | Niamey            | 30 May 98 | URU     | 8:23.02  | Ricardo Vera              | Hengelo           | 28 Jun 92 |
| MLT     | 9:31.78  | Mark Herrera                | Marsa             | 13 May 15 | USA     | 8:00.45  | Evan Jager                | Paris (St. Denis) | 4 Jul 15  |
| MNE     | 9:14.2   | Igor Gojnić                 | Celje             | 26 May 84 | UZB     | 8:27.51  | Anatoliy Dimov            | Moskva            | 19 Jun 83 |
| MON     | 10:35.97 | Sebastien Garro             | Nice              | 2 Jun 07  | VAN     | 9:21.11  | Tawai Keiruan             | Pirae             | 18 Aug 95 |
| MOZ     | 9:22.32  | Hélio Fumo                  | Lisboa            | 21 Jul 04 | VEN     | 8:20.87  | José Peña                 | Berlin            | 1 Sep 13  |
| MRI*    | 8:55.66  | Patrick Moonsamy            | St. Maur          | 15 Jun 94 | VIE     | 8:52.53  | Nguyen Kien Trung         | Hanoi             | 8 Dec 03  |
| MTN     | 9:07.18  | Mohamed Beirouk             | Beveren           | 16 May 15 | VIN     | 9:22.02  | DeLohnni Nicol-Samuel     | Charlottesville   | 12 May 12 |
| MYA     | 8:56.18  | Maung Hla                   | Manila            | 12 Dec 81 | YEM     | 8:57.43  | Awadh Saleh Nasser        | Jakarta           | 17 Sep 94 |
| NAM     | 9:31.23  | Frank Tuihaleni Kayele      | Windhoek          | 19 Jun 92 | ZAM     | 8:25.49  | Godfrey Siamusiye         | Birmingham        | 16 Jul 95 |
| NCA     | 9:03.0   | Alvaro Vásquez              | Managua           | 21 Apr 12 | ZIM     | 8:45.33  | Passmore Furusa           | Austin            | 9 Apr 94  |
| NED     | 8:04.95  | Simon Vroemen               | Bruxelles         | 26 Aug 05 |         |          |                           |                   |           |
| NEP     | 8:57.30  | Rajendra Bahadur Bhandari   | Islamabad         | 5 Apr 04  |         |          |                           |                   |           |
| NFI     | 11:32.2  | Trevor Calder               | Middlegate        | 12 Feb 94 |         |          |                           |                   |           |
| NGR     | 8:55.78  | Soudi Hamajam               | Warri             | 14 Jun 13 |         |          |                           |                   |           |
| NIG     | 9:15.89  | Harouna Garba               | Cotonou           | 16 May 09 |         |          |                           |                   |           |
| NMI     | 11:45.25 | Michael Mancao              | Susupe            | 27 May 11 |         |          |                           |                   |           |
| NOR     | 8:12.05  | Jim Svenøy                  | Bruxelles         | 22 Aug 97 |         |          |                           |                   |           |
| NRU     | 10:59.0  | Karl Teabuge                | Port Moresby      | 15 Aug 69 |         |          |                           |                   |           |
| NZL     | 8:14.05  | Peter Renner                | Koblentz          | 29 Aug 84 |         |          |                           |                   |           |

## Notes (\*)

GIB 9:45.4 J Avellano - unknown irregularity

LBA 9:12.9 Abderahim Slougui Radès 15 Jun 15 - Whistle instead of starter pistol

MRI 8:44.68 Guyto Cesar Fontainebleau 30 Jul 88 - as a French citizen

PNG 9:25.8 Tau John Tokwepota Brisbane 9 Mar 78 - unconfirmed

SOM Ahmed Ali became an Italian citizen in November 2014

TUR 8:13.14 Tarik Langat Akdag Paris (St. Denis) 8 Jul 11 - not ratified by federation

| COUNTRY                   | MARK         | NAME                     | VENUE                | DATE             | COUNTRY    | MARK         | NAME                            | VENUE             | DATE             |
|---------------------------|--------------|--------------------------|----------------------|------------------|------------|--------------|---------------------------------|-------------------|------------------|
| <b>110 Metres Hurdles</b> |              |                          |                      |                  | FIN        | 13.35        | Arto Bryggare                   | Los Angeles       | 5 Aug 84         |
| AFG                       | 15.88        | Said Gilani              | Grünheide            | 14 Aug 16        | FRA        | 12.95        | Pascal Martinot-Lagarde         | Monaco            | 18 Jul 14        |
| AIA                       | 18.70        | Andre Samuel             | Buffalo              | 11 May 01        | FSM        | 16.00        | Isaac Saimon                    | Kolonia           | 23 Jul 02        |
| ALB                       | 13.93        | Elton Bitincka           | Pergine Valsugana    | 7 Jul 07         | <b>GAB</b> | <b>14.52</b> | <b>Junior Effa Effa</b>         | <b>Longjumeau</b> | <b>22 Jun 17</b> |
| ALG                       | 13.46        | Othmane Hadj-Lazib       | Mannheim             | 13 Aug 11        | GAM        | 14.70        | Mensah Elliott                  | Porto Novo        | 29 Jun 12        |
| AND                       | 14.47        | Estéve Martín            | Schaan               | 26 May 99        | GBR        | 12.91        | Colin Jackson                   | Stuttgart         | 20 Aug 93        |
| ANG                       | 14.11        | Jonas Mateus             | Noisy-le-Grand       | 8 Jun 04         | GBS        | 14.73        | Edivaldo Monteiro               | Lisboa            | 14 Jun 98        |
| ANT                       | 14.07        | Randy Gillon             | Iowa City            | 6 May 00         | GEO        | 13.58        | David Ilariani                  | Sliven            | 15 Jun 12        |
| ARG                       | 13.74        | Agustín Carrera          | Buenos Aires         | 26 Jan 14        | GEQ        | 16.52        | Alfonso Ekwunzezi Ikuga         | Mataró            | 3 May 09         |
|                           | 13.74        | Agustín Carrera          | São Paulo            | 2 Aug 14         | GER        | 13.05        | Florian Schwarthoff             | Bremen            | 2 Jul 95         |
| ARM                       | 14.01        | Zhan Mkhitarian          | Donetsk              | 6 Sep 80         | GHA        | 13.63        | Keith Nkrumah                   | Greensboro        | 25 May 13        |
| ARU                       | 14.58        | Freddy Burgos            | Vught                | 6 Jul 86         | GRE        | 13.33        | Konstadinos Douvalidis          | Székesfehérvár    | 7 Jul 15         |
| ASA                       | 15.42        | Aaron Victorian          | Turlock              | 6 Mar 10         | GRN        | 13.52        | Alleyne Lett                    | Sacramento        | 6 Jun 07         |
| AUS                       | 13.29        | Kyle Vander-Kuyp         | Göteborg             | 11 Aug 95        | GUA        | 14.29        | Jordan Watkins                  | Monterrey         | 4 Jun 16         |
| AUT                       | 13.14        | Mark McKoy               | Paris                | 3 Sep 94         | <b>GUI</b> | <b>14.67</b> | <b>Moussa Condé</b>             | <b>Cincinnati</b> | <b>1 Apr 17</b>  |
| AZE                       | 13.63        | Gennadiy Chugunov        | Leningrad            | 8 Jun 86         | GUM        | 15.50        | Kenneth Karosich                | Susupe            | 27 Jun 08        |
| BAH                       | 13.38        | Shamar Sands             | Ostrava              | 17 Jun 09        | GUY*       | 13.73        | Charles Allen                   | Clemson           | 6 Apr 02         |
| BAN                       | 14.09        | Rahman Mahfuzur          | Pescara              | 15 Jul 12        | HAI        | 13.25        | Dudley Dorival                  | Edmonton          | 9 Aug 01         |
| BAR                       | 13.14        | Ryan Brathwaite          | Berlin               | 20 Aug 09        | <b>HKG</b> | <b>13.97</b> | <b>Cheung Wang Fung</b>         | <b>Hongkong</b>   | <b>23 Apr 17</b> |
|                           | 13.14        | Ryan Brathwaite          | Paris (St. Denis)    | 6 Jul 13         | HON        | 13.72        | Esteban Guzmán                  | Greensboro        | 15 May 11        |
| BDI                       | 14.63        | Joseph Niyonkuru         | Nairobi              | 11 Aug 87        | <b>HUN</b> | <b>13.23</b> | <b>Balász Baji</b>              | <b>Ostrava</b>    | <b>28 Jun 17</b> |
| BEL                       | 13.25        | Jonathan N'Senga         | Budapest             | 22 Aug 98        | INA        | 14.10        | Rio Maholtra                    | Singapore         | 11 Jun 15        |
| BEN                       | 14.68        | Brice de Souza           | Narbonne             | 25 Jun 88        | <b>IND</b> | <b>13.48</b> | <b>Thingalaya Siddhanth</b>     | <b>Phoenix</b>    | <b>10 Jun 17</b> |
| BER                       | 14.21        | Tristan Joynes           | Charleston           | 8 May 15         | IRI        | 13.50        | Rouhollah Ashgari               | Almaty            | 1 Jul 12         |
| BIH                       | 13.82        | Damir Haračić            | Istanbul             | 19 Jun 05        | IRL        | 13.30        | Peter Coghlan                   | Hechtel           | 7 Aug 99         |
| BIZ                       | 13.90        | Jonathon Williams        | Cerritos             | 21 Mar 09        | IRQ        | 13.80        | Amir Shaker                     | Hundsvall         | 28 Jul 13        |
| BLR                       | 13.36        | Maksim Lynsha            | Albi                 | 15 Aug 12        | ISL        | 13.91        | Jón Arnar Magnússon             | Reykjavík         | 6 Jun 97         |
| BOL                       | 14.79        | Vladimir Aponte          | Cochabamba           | 3 Sep 94         | ISR        | 13.85        | Michael Illin                   | București         | 10 Jun 07        |
| <b>BOT</b>                | 14.51        | Kemorena Tisang          | Francistown          | 7 May 16         | ISV        | 13.31        | Eddie Lovett                    | San José/CRC      | 8 Aug 15         |
|                           | <b>14.51</b> | <b>Kemorena Tisang</b>   | <b>Gaborone</b>      | <b>29 Apr 17</b> | ITA        | 13.28        | Emmanuele Abate                 | Torino            | 8 Jun 12         |
|                           | <b>14.51</b> | <b>Kemorena Tisang</b>   | <b>Francistown</b>   | <b>13 May 17</b> | IVB        | 15.66        | Steve Augustine                 | Walnut            | 18 Apr 97        |
| BRA                       | 13.29        | Redelén Melo dos Santos  | Lisboa               | 13 Jun 04        | <b>JAM</b> | <b>12.90</b> | <b>Omar McLeod</b>              | <b>Kingston</b>   | <b>24 Jun 17</b> |
| BRN                       | 14.24        | Ahmed Hamada             | Al-Kuwait            | 5 Nov 83         | JOR        | 14.78        | Muath Al-Qusairin               | Amman             | 26 Sep 09        |
| BRU                       | 15.51        | Mohd Aries Mujang        | Kuching              | 22 Jul 95        | JPN        | 13.39        | Satoru Tanigawa                 | Athína            | 24 Aug 04        |
| BUL                       | 13.33        | Zhivko Videnov           | Khaniá               | 14 Jun 00        | KAZ        | 13.49        | Igor Khitryakov                 | Tallinn           | 5 Jul 88         |
| BUR                       | 14.00        | Morou Rock Yaogo         | Ouagadougou          | 23 Jun 01        | KEN        | 13.69        | Fatwell Kimaiyo                 | Christchurch      | 26 Jan 74        |
| CAF                       | 14.76        | Jacques-Henri Brunet     | Montgeron            | 2 Jul 94         | KGZ        | 14.08        | Evgeniy Shorokhov               | Almaty            | 19 May 96        |
| CAM                       | 15.79        | Pech lev                 | Jakarta              | 26 Aug 62        | KIR        | 16.80        | Beteru Ateri                    | Apia              | 6 Sep 07         |
| CAN                       | 13.08        | Mark McKoy               | Lille                | 2 Jul 93         | <b>KOR</b> | <b>13.39</b> | <b>Kim Byung-Jun</b>            | <b>Bangkok</b>    | <b>12 Jun 17</b> |
| CAY                       | 13.36        | Ronald Forbes            | Clermont             | 30 Apr 16        | KOS        | 15.0         | Agron Muçaku                    | Mitrovicë         | 5 Jul 86         |
| CGO                       | 14.19        | Hakim Mazou              | Harare               | 17 Sep 95        | KSA        | 13.60        | Ahmed Khader Al-Moualed         | Doha              | 20 Dec 11        |
| CHA                       | 15.62        | Alio Hassana             | Viry-Châtillon       | 24 Sep 94        | <b>KUW</b> | <b>13.39</b> | <b>Abdulaziz Abd Al-Mandeel</b> | <b>Al-Kuwait</b>  | <b>18 Apr 17</b> |
| CHI                       | 13.78        | Gonzalo Barroilhet       | Tallahassee          | 30 May 08        | <b>LAO</b> | <b>13.96</b> | <b>Anousone Xaysa</b>           | <b>Bangkok</b>    | <b>12 Jun 17</b> |
| CHN                       | 12.88        | Liu Xiang                | Lausanne             | 11 Jul 06        | LAT        | 13.08        | Staņislavs Olijars              | Lausanne          | 1 Jul 03         |
| CIV                       | 13.86        | Marcellin Dally          | Argentan             | 8 Jul 92         | LBA        | 15.08        | Zouhair Rajab Al-Menghawi       | Riyadh            | 11 May 09        |
| CMR                       | 14.31        | Francis Kaméni           | Bron                 | 23 Jun 90        | LBN        | 13.87        | Ahmad Hazer                     | Beyrouth          | 7 Jun 13         |
| COD*                      | 13.95        | Tino Ngoy                | St. Étienne          | 31 May 02        | LBR        | 13.61        | Sultan Tucker                   | Philadelphia      | 30 Apr 05        |
| COK                       | 16.44        | Akanao William           | Nouméa               | 15 Dec 87        | LCA        | 14.79        | Dominic Johnson                 | Tucson            | 27 Mar 98        |
| COL                       | 13.27        | Paulo C. Villar          | Guadalajara          | 28 Oct 11        | LES        | 15.1         | Edwin Mashai                    | Libanon           | 1 May 71         |
| COM                       | 14.04        | Abdallah Mohamed         | Ypsilanti            | 1 May 04         | LIE        | 15.59        | Franz Biedermann                | Cd. de México     | 15 Oct 68        |
| CPV                       | 13.78        | Henry Andrade            | Modesto              | 11 May 96        | LTU*       | 13.60        | Jonas Jakštys                   | Bryansk           | 17 Jul 87        |
| CRC                       | 14.56        | Alex Foster              | Medellín             | 11 May 96        | LUX        | 13.95        | Claude Godart                   | Dudelange         | 16 Jun 07        |
| CRO                       | 13.54        | Jurica Grabušić          | Bydgoszcz            | 20 Jul 03        |            | 13.95        | Claude Godart                   | Luxembourg        | 16 Sep 07        |
| CUB                       | 12.87        | Dayron Robles            | Ostrava              | 12 Jun 08        | MAC        | 14.23        | long Kim Fai                    | Incheon           | 28 Sep 14        |
| <b>CYP</b>                | 13.31        | <b>Milan Trajkovic</b>   | <b>Tel Aviv</b>      | <b>25 Jun 17</b> | MAD        | 13.46        | Joseph-Berlioz Randriamihaja    | Athína            | 24 Aug 04        |
|                           |              |                          |                      |                  | MAR        | 13.69        | Mohamed Koussi                  | Lille             | 22 May 16        |
| CZE                       | 13.27        | Petr Svoboda             | Praha                | 14 Jun 10        | <b>MAS</b> | <b>13.67</b> | <b>Rayzamshah Wan Sofian</b>    | <b>Weinheim</b>   | <b>27 May 17</b> |
| <b>DEN</b>                | <b>13.50</b> | <b>Andreas Martinsen</b> | <b>København (Ø)</b> | <b>20 Jun 17</b> | MAW        | 18.54        | Wilfred Ngwenya-Mwalwanda       | München           | 8 Sep 72         |
| DMA*                      | 17.93        | Andy Baron               | Bridgetown           | 19 Jul 03        | MDA        | 13.58        | Aleksandr Yenko                 | Gomel             | 6 Jul 95         |
| DOM                       | 13.61        | Modesto Castillo         | San Juan             | 16 Jun 84        | MEX        | 13.70        | Salvador García                 | Cd. de México     | 19 Mar 16        |
| ECU                       | 13.44        | Jackson Quiñónez         | Athína               | 24 Aug 04        | MGL        | 16.36        | Gombo Munkhsaikhan              | Sofia             | 5 Aug 77         |
| EGY                       | 14.06        | Abdelrahman Idris Taher  | El Maadi             | 28 Apr 10        | MHL        | 18.01        | Martin Motu'ahala               | Kolonia           | 23 Jul 02        |
| ERI                       | 15.8         | Yared Berhane            | Asmara               | 24-26 Jun 11     | MKD        | 14.46        | Robert Košev                    | Sofia             | 31 Jul 93        |
| ESA                       | 14.19        | Renan Palma              | Guadalajara          | 27 Oct 11        | MLI        | 13.62        | Bano Traoré                     | Paris (St. Denis) | 4 Jul 15         |
| ESP                       | 13.04        | Orlando Ortega           | Monaco               | 15 Jul 16        | <b>MLT</b> | <b>15.87</b> | <b>Daniel Saliba</b>            | <b>Marsa</b>      | <b>25 Jun 17</b> |
| EST                       | 13.62        | Tarmo Jallai             | Xalapa               | 13 May 06        | MNE        | 14.55        | Darko Pešić                     | Sremska Mitrovica | 4 Jun 16         |
| ETH                       | 14.62        | Behailu Alemshet Lema    | Brazzaville          | 13 Sep 15        | MNT        | 16.14        | Gavin Lee                       | Hackensack        | 30 May 00        |
| FIJ                       | 13.82        | Jovesa Naivalu           | Athína               | 5 Aug 97         | MON        | 16.12        | Anthony de Sevelinges           | Nice              | 12 May 05        |
|                           |              |                          |                      |                  | MOZ        | 14.77        | Abdul Ismail                    | Pretoria          | 27 Apr 74        |

| COUNTRY    | MARK         | NAME                      | VENUE            | DATE             | COUNTRY | MARK   | NAME               | VENUE         | DATE      |
|------------|--------------|---------------------------|------------------|------------------|---------|--------|--------------------|---------------|-----------|
| MRI        | 13.91        | Judex Lefou               | Belle Vue        | 26 Jun 92        | URU     | 14.89  | Javier Olivar      | Santiago/CHI  | 27 Oct 84 |
| MYA        | 14.43        | Hpone Myint               | Manila           | 13 Dec 81        | USA     | 12.80  | Aries Merritt      | Bruxelles     | 7 Sep 12  |
| NAM        | 14.12        | Flip Bredenhann           | Sasolburg        | 19 Nov 80        | UZB     | 13.27  | Sergey Usov        | Leningrad     | 11 Jun 88 |
| NCA        | 15.70        | Miguel Quesada            | San Salvador     | 21 Jun 08        | VAN     | 15.92  | Ben John           | Port Vila     | 14 Dec 93 |
| NED        | 13.15        | Robin Korving             | Lausanne         | 2 Jul 99         | VEN     | 13.62  | Elvis Cedeño       | Cd. de México | 22 Jul 88 |
| NEP        | 16.13        | Dhirendra Chaudhari       | Dhaka            | 7 Feb 10         | VIE     | 14.19  | Nguyen Ngoc Quang  | Palembang     | 13 Nov 11 |
| NFI        | 19.1         | Robert Foote              | Middlegate       | 2 Dec 92         | VIN     | 16.65  | Ronald De-Bique    | Exeter        | 19 Jul 15 |
| NGR        | 13.27        | Antwon Hicks              | Sapele           | 7 Jul 16         | YEM     | 15.83y | Christopher Salole | Perth         | 26 Nov 62 |
| NIG        | 14.93        | Ibrahim Tondi             | Cotonou          | 16 May 04        | ZAM     | 14.50  | Davison Lishebo    | Moskva        | 22 Jul 79 |
| NMI        | 17.31        | Wayne Pua                 | Kolonia          | 23 Jul 02        | ZIM     | 13.99  | Iain Hamden        | Tallahassee   | 23 Mar 01 |
| NOR        | 13.54        | Vladimir Vukićević        | Amsterdam        | 9 Jul 16         |         |        |                    |               |           |
| NRU        | 18.93        | Deamo Baguga              | Apia             | 15 Dec 06        |         |        |                    |               |           |
| NZL        | 13.69        | Joshua Hawkins            | Brisbane         | 29 Mar 15        |         |        |                    |               |           |
| OMA        | 14.41        | Jalal Salem Al-Ghabshi    | Dubai            | 10 Mar 05        |         |        |                    |               |           |
|            | 14.41        | Jalal Salem Al-Ghabshi    | Doha             | 16-18 Apr 12     |         |        |                    |               |           |
| PAK        | 13.74        | Mohsin Ali                | Islamabad        | 19 May 12        |         |        |                    |               |           |
| PAN        | 13.65        | Curt Young                | Cd. de México    | 23 May 98        |         |        |                    |               |           |
| PAR        | 14.57        | Ernesto Stanley           | Asunción         | 19 Nov 11        |         |        |                    |               |           |
|            | 14.57        | Ernesto Stanley           | Cochabamba       | 27 May 12        |         |        |                    |               |           |
| PER        | 13.52        | Javier McFarlane          | Calí             | 26 Jun 16        |         |        |                    |               |           |
| <b>PHI</b> | <b>13.91</b> | <b>Patrick Sacro Unso</b> | <b>Bangkok</b>   | <b>12 Jun 17</b> |         |        |                    |               |           |
| PLE        | 16.63        | Ahmed Al-Saleh            | Damascus         | 11 Sep 04        |         |        |                    |               |           |
| PLW        | 16.52        | Leon Mengloi              | Nouméa           | 11 Sep 11        |         |        |                    |               |           |
| PNG        | 14.04        | Wala Gime                 | Allendale        | 24 May 14        |         |        |                    |               |           |
| POL        | 13.26        | Artur Noga                | Warszawa         | 25 Aug 13        |         |        |                    |               |           |
| POR        | 13.47        | Jão Almeida               | Lisboa           | 8 Jul 12         |         |        |                    |               |           |
| PRK        | 14.15        | Cha Won Bok               | (Eastern Europe) | Jun 90           |         |        |                    |               |           |
| PUR        | 13.41        | William Barnes            | Des Moines       | 30 Apr 16        |         |        |                    |               |           |
| PYF        | 14.51        | Toriki Urarii             | Apia             | 8 Sep 07         |         |        |                    |               |           |
| QAT        | 13.60        | Mohd Aissa Al-Thawadi     | Hyderabad        | 18 Oct 07        |         |        |                    |               |           |
| ROU        | 13.34        | George Boroi              | București        | 18 Jun 93        |         |        |                    |               |           |
| <b>RSA</b> | <b>13.11</b> | <b>Antonio Alkana</b>     | <b>Praha</b>     | <b>5 Jun 17</b>  |         |        |                    |               |           |
| RUS        | 12.98        | Sergey Shubenkov          | Beijing          | 28 Aug 15        |         |        |                    |               |           |
| RWA        | 15.5         | Augustin Kabanda          | Kigali           | 22 Aug 87        |         |        |                    |               |           |
| SAM        | 14.46        | Avele Tanielu             | Kuala Lumpur     | 19 Sep 98        |         |        |                    |               |           |
| SEN        | 13.70        | Moussa Dembélé            | New York         | 15 Jun 13        |         |        |                    |               |           |
|            | 13.70        | Moussa Dembélé            | New York         | 29 Jun 13        |         |        |                    |               |           |
| SEY        | 14.49        | William Gamatis           | Harare           | 17 Sep 95        |         |        |                    |               |           |
| <b>SGP</b> | <b>14.19</b> | <b>Ang Chen Xiang</b>     | <b>Bangkok</b>   | <b>12 Jun 17</b> |         |        |                    |               |           |
| SKN        | 13.95        | Akeem Chumney             | Basseterre       | 18 Jun 16        |         |        |                    |               |           |
| SLE        | 14.06        | Benjamin Grant            | Corby            | 25 May 92        |         |        |                    |               |           |
| SLO        | 13.56        | Damjan Zlatnar            | Novo Mesto       | 19 Jun 07        |         |        |                    |               |           |
| SMR        | 16.52        | Manlio Molinari           | Modena           | 3 Jun 00         |         |        |                    |               |           |
| SOL        | 16.21        | Alfred Selwyn             | Pirae            | 15 Sep 71        |         |        |                    |               |           |
| SOM        | 24.8         | Ahmed Yahye               | London (PH)      | 9 Jun 12         |         |        |                    |               |           |
| SRB        | 13.39        | Milan Ristić              | Clermont         | 14 May 16        |         |        |                    |               |           |
| SRI        | 14.00        | Mahesh Perera             | Kluang           | 14 Sep 97        |         |        |                    |               |           |
| STP        | 15.06        | Arlindo Pinheiro          | Lisboa           | 14 Jul 02        |         |        |                    |               |           |
| SUD        | 13.45        | Todd Matthews Jouda       | Alger            | 7 Oct 04         |         |        |                    |               |           |
| SUI        | 13.41        | Andreas Kundert           | Luzern           | 16 Jul 08        |         |        |                    |               |           |
| SUR        | 15.42        | Gayell Engeso             | Xalapa           | 25 Nov 14        |         |        |                    |               |           |
| SVK        | 13.13        | Igor Kováč                | Stockholm        | 7 Jul 97         |         |        |                    |               |           |
| SWE        | 13.35        | Robert Kronberg           | Lausanne         | 4 Jul 01         |         |        |                    |               |           |
| SYR        | 14.05        | Kheir Aldin Obeid         | Latakia          | 2 Oct 91         |         |        |                    |               |           |
| TAN*       | 15.02        | Salum Hassan              | Christchurch     | 21 Jan 74        |         |        |                    |               |           |
| TGA        | 14.49        | Sanitesi Latu             | Christchurch     | 25 Jan 75        |         |        |                    |               |           |
| THA        | 13.61        | Jumrus Rittidet           | Incheon          | 30 Sep 14        |         |        |                    |               |           |
| TJK        | 14.11        | Aleksandr Zyabko          | Kyiv             | 18 Jul 85        |         |        |                    |               |           |
| TKM        | 13.85        | Igor Podmaryov            | Bryansk          | 17 Jul 87        |         |        |                    |               |           |
| TKS        | 17.38        | Levard Missick            | Annecy           | 30 Jul 98        |         |        |                    |               |           |
| TOG        | 15.03        | Lankantien Lamboni        | Bamako           | 19 May 13        |         |        |                    |               |           |
| <b>TPE</b> | <b>13.57</b> | <b>Yang Wei-Ting</b>      | <b>Taipei</b>    | <b>8 May 17</b>  |         |        |                    |               |           |
| TTO        | 13.17        | Mikel Thomas              | Toronto          | 24 Jul 15        |         |        |                    |               |           |
| TUN        | 13.76        | Aymen Ben Ahmed           | Radès            | 30 Jun 07        |         |        |                    |               |           |
| TUR        | 14.03        | Çağlar Kahramançlı        | Izmir            | 21 May 11        |         |        |                    |               |           |
|            | 14.03        | Çağlar Kahramançlı        | Bursa            | 23 Jun 11        |         |        |                    |               |           |
| UAE        | 14.42        | Mohamed Yousef Y. Hamadi  | Doha             | 9 Apr 03         |         |        |                    |               |           |
| UGA        | 14.48        | Jean-Baptiste Okello      | Roma             | 3 Sep 60         |         |        |                    |               |           |
| UKR        | 13.22        | Sergey Demidyuk           | Osaka            | 31 Aug 07        |         |        |                    |               |           |

**Notes (\*)**

*COD Djéké Mambo, listed previously - became a Belgian citizen in 1998*

*DMA Reginald Thomas, listed previously - a US citizen*

*GUY Charles Allen became a Canadian citizen in 2002*

*LTU 13.55 Jonas Jakštys Leningrad 8 Jun 86 - doubtful wind reading*

*TAN 14.05 Shujaa Benson Azusa 17 Apr 15, listed previously - opted for Denmark*

**400 Metres Hurdles**

|            |              |                          |                  |                  |
|------------|--------------|--------------------------|------------------|------------------|
| <b>AFG</b> | <b>54.19</b> | <b>Said Gilani</b>       | <b>Göttingen</b> | <b>10 Jun 17</b> |
| AIA        | 55.95        | Kirthley Richardson      | Stillwater       | 20 Mar 99        |
| ALB        | 50.46        | Eusebio Haliti           | Napoli           | 12 Jun 11        |
| ALG        | 48.62        | Abdelmalik Lahoulou      | Río de Janeiro   | 15 Aug 16        |
| AND        | 50.59        | Daniel Gómez             | Barcelona        | 3 Sep 00         |
| ANG        | 51.95        | Wilson André             | Lisboa           | 28 Jul 95        |
| <b>ANT</b> | <b>48.33</b> | <b>Rai Benjamin</b>      | <b>Eugene</b>    | <b>9 Jun 17</b>  |
| <b>ARG</b> | <b>49.72</b> | <b>Guillermo Ruggeri</b> | <b>Asunción</b>  | <b>24 Jun 17</b> |
| ARM        | 50.79        | Rudik Matevosian         | Moskva           | 5 Aug 84         |
| ARU        | 53.49        | Freddy Burgos            | Leiden           | 9 Jun 84         |
| AUS        | 48.28        | Rohan Robinson           | Atlanta          | 31 Jul 96        |
| AUT        | 49.33        | Thomas Futterknecht      | Kobe             | 30 Aug 85        |
| AZE        | 50.00        | Aleksandr Karasyov       | München          | 30 May 76        |
| BAH        | 48.17        | Jeffery Gibson           | Beijing          | 25 Aug 15        |
| BAN        | 51.87        | Abdur Rahim Nayeem       | Dhaka            | 25 Dec 93        |
| BAR        | 49.21        | Victor Houston           | Kuala Lumpur     | 19 Sep 98        |
| BDI        | 53.99        | Christophe Bigirimana    | Al-Qâhira        | 23 Sep 91        |
| BEL        | 48.91        | Marc Dollendorf          | Atlanta          | 31 Jul 96        |
| BEN        | 50.48        | Abdoulaye Chérif Issa    | Ouagadougou      | 25 Apr 06        |
| BER        | 53.03        | Clarence Saunders        | Dedham           | 24 Jun 94        |
| BIH        | 50.84        | Duško Milutinović        | Sérres           | 13 Aug 89        |
| BIZ        | 48.88        | Jonathon Williams        | San Salvador     | 14 Jul 07        |
| BLR        | 47.92        | Aleksandr Vasilyev       | Moskva           | 17 Aug 85        |
| BOL        | 54.71        | Ignacio Novarro          | Manaus           | 26 May 95        |
| BOT        | 50.88        | Daniel Lagamang          | Maputo           | 13 Sep 11        |
| BRA        | 48.04        | Eronilde de Araújo       | Nice             | 12 Jul 95        |
| BRN        | 49.31        | Ahmed Hamada             | Seoul            | 30 Sep 86        |
| BRU        | 54.64        | Kaderi Bujang            | Manila           | 30 Nov 93        |
| BUL        | 48.48        | Toma Tomov               | Budapest         | 11 Aug 86        |
| BUR        | 50.61        | Ezaïe Somda              | Brazzaville      | 15 Sep 15        |
| CAF        | 50.77        | Lucien Pandjikota        | Marseille        | 4 Jul 08         |
| CAM        | 56.42        | Luk Khin                 | Jakarta          | 25 Aug 62        |
| CAN        | 48.24        | Adam Kunkel              | Río de Janeiro   | 27 Jul 07        |
| CAY        | 51.23        | Junior Hines             | Marion           | 25 May 12        |
| CGO        | 52.60        | Médard Makanga           | Johannesburg     | 16 Sep 99        |
| CHA        | 54.25        | Ali Faudet               | Besançon         | 24 Jun 94        |
| CHI        | 49.72        | Carlos Zbinden           | Alcorcón         | 27 Jun 98        |
| CHN        | 49.03        | Meng Yan                 | Bangalore        | 22 May 06        |
| CIV        | 48.94        | René Djédjémel           | Zürich           | 13 Aug 86        |
| CMR        | 51.89        | Emmanuel Youmékoué       | Yaoundé          | 24 Jul 05        |
| COD        | 54.55        | Tino Ngoy                | Ypsilanti        | 22 Apr 05        |
| COK        | 91.07        | Casper Mateariki         | Nikao            | 25 Oct 04        |
| COL        | 49.90        | Yeison Rivas             | Calí             | 19 Nov 15        |
| COM        | 51.79        | Maoulida Darouèche       | Aubagne          | 6 Jul 13         |
| CPV        | 49.26        | Jordín Andrade           | Kingston         | 11 Jun 16        |
| CRC        | 50.41        | Gerald Drummond          | São Paulo        | 2 Aug 14         |
| CRO        | 49.88        | Darko Juričić            | Budapest         | 18 Aug 98        |
| CUB        | 47.93        | Omar Cisneros            | Moskva           | 13 Aug 13        |



| COUNTRY    | MARK         | NAME                       | VENUE                         | DATE             | COUNTRY    | MARK         | NAME                         | VENUE                | DATE             |
|------------|--------------|----------------------------|-------------------------------|------------------|------------|--------------|------------------------------|----------------------|------------------|
| CYP*       | 49.66        | Stavros Tziortzis          | München                       | 2 Sep 72         | MAR        | 48.96        | Mustapha Sdad                | Edmonton             | 7 Aug 01         |
| CZE        | 48.27        | Jiří Mužík                 | Athína                        | 3 Aug 97         | MAS        | 51.28        | Shahadan Jamaluddin          | Manila               | 29 Nov 05        |
| DEN        | 50.02        | Nicolai Hartling           | Tallinn                       | 12 Jul 15        | MAW        | 55.5         | Michael Lewis                | Lusaka               | 70               |
| DJI        | 55.41        | Houssein Nour Ali          | Addis Ababa                   | 1 May 08         | MDA        | 48.61        | Vadim Zadoynov               | Split                | 29 Aug 90        |
| DMA*       | 54.23        | Mitchel Davis              | Kingston                      | 1 Jun 13         | MEX        | 49.41        | Jesús Aguilasochó            | San Juan             | 20 Sep 85        |
| DOM        | 47.25        | Félix Sánchez              | Paris (St. Denis)             | 29 Aug 03        | MGL        | 54.00        | Tsendsuren Erdene-Munkh      | Bratislava           | 20 Jun 90        |
| ECU        | 49.76        | Emerson Chalá              | Trujillo                      | 28 Nov 13        | MKD        | 55.11        | Branko Ilievski              | Zagreb               | 5 Jun 80         |
| EGY        | 49.74        | Ahmed Abdel Halim Ghanem   | Al-Qâhira                     | 12 Aug 85        | MLI        | 49.13        | Ibrahim Maïga                | Dakar                | 28 Apr 07        |
| ERI        | 71.42        | Ghebriel Tewelde           | Vichy                         | 5 May 12         | <b>MLT</b> | <b>55.53</b> | <b>Daniel Saliba</b>         | <b>Marsa</b>         | <b>1 Apr 17</b>  |
| <b>ESA</b> | <b>51.73</b> | <b>Pablo Ibáñez</b>        | <b>Monterrey</b>              | <b>18 Jun 17</b> | MNE        | 54.17        | Milan Vuković                | Beograd              | 28 Jun 98        |
| ESP        | 48.87        | Sergio Fernández           | Río de Janeiro                | 16 Aug 16        | MNT        | 65.44        | Gavin Gerald                 | Pomona               | 25 Mar 06        |
| EST        | 48.40        | Rasmus Mägi                | Río de Janeiro                | 18 Aug 16        | MON        | 58.65        | Emmanuel de Lorenzi          | Nice                 | 26 May 02        |
| ETH        | 51.26        | Aschalew Tesfaye           | Annaba                        | 1 Sep 88         | MOZ        | 49.02        | Kurt Couto                   | Praha                | 11 Jun 12        |
| FIJ        | 51.67        | Jovesa Naivalu             | Santa Rita                    | 9 Jun 99         | MRI        | 49.94        | Gilbert Hashan               | Atlanta              | 29 Jul 96        |
| FIN        | 49.04        | Oskari Mörö                | Río de Janeiro                | 15 Aug 16        | MYA        | 52.07        | Htay Win                     | Manila               | 2 Dec 91         |
| FRA        | 47.37        | Stéphane Diagana           | Lausanne                      | 5 Jul 95         | NAM        | 49.05        | Willie Smith                 | Roodepoort           | 16 Mar 01        |
| FSM        | 57.36        | Ronny Ifamilik             | Kolonia                       | 23 Jul 02        |            | 49.05        | Willie Smith                 | Germiston            | 5 Apr 02         |
| GAB        | 55.32        | Daniel Ololo               | Alger                         | 22 Jul 78        | NCA        | 54.74        | Lenín Vanegas                | Cd. de Panamá        | 19 Apr 10        |
| GAM        | 55.43        | Lamin Sanneh               | Dakar                         | 16 May 15        | NED        | 48.44        | Harry Schulting              | Cd. de México        | 12 Sep 79        |
| GBR        | 47.82        | Kriss Akabusi              | Barcelona                     | 6 Aug 92         | NEP        | 53.23        | Asha Ram Chaudhari           | Dhaka                | 25 Dec 93        |
| GBS        | 50.68        | Edivaldo Monteiro          | Lisboa                        | 20 Jun 98        | NFI        | 84.43        | Kenny Christopher            | Middlegate           | 11 Dec 01        |
| GEO        | 51.40        | Arkadiy Bronnikov          | Sochi                         | 18 May 86        | NGR        | 48.50        | Henry Amike                  | Roma                 | 31 Aug 87        |
| <b>GEQ</b> | <b>57.43</b> | <b>Juan Cabrera Nchama</b> | <b>Santa Cruz de Tenerife</b> | <b>29 Apr 17</b> | NIG        | 52.33        | Nasser Dan Matta             | Niamey               | 13 Dec 05        |
| GER        | 47.48        | Harald Schmid              | Athína                        | 8 Sep 82         | NMI        | 59.70        | Shane Ogumoro                | Kolonia              | 22 Jul 02        |
| GHA        | 50.40        | Keith Nkrumah              | Greensboro                    | 5 May 12         | <b>NOR</b> | <b>48.25</b> | <b>Karsten Warholm</b>       | <b>Oslo</b>          | <b>15 Jun 17</b> |
| GRE        | 47.82        | Periklís Iakovákis         | Osaka                         | 6 May 06         | NRU        | 67.0         | A-I Temaki                   | Bairiki              | 16 Jun 07        |
| <b>GRN</b> | <b>48.80</b> | <b>Quincy Downing</b>      | <b>St George's</b>            | <b>8 Apr 17</b>  | NZL        | 49.58        | Mike Cochrane                | Beijing              | 22 Aug 15        |
| GUA        | 50.16        | Allan Ayala                | Cd. de Guatemala              | 13 Jun 09        | OMA        | 51.54        | Abdullah Said Al-Haidi       | Aleppo               | 20 Sep 10        |
| GUI        | 50.81        | Alpha Amadou Sy Savané     | Atlanta                       | 23 May 98        | PAK        | 49.90        | Muhammad Amin                | Hiroshima            | 11 Oct 94        |
| GUM        | 56.25        | Kenneth Karosich           | Tumon                         | 17 May 08        | PAN        | 47.84        | Bayano Kamani                | Helsinki             | 7 Aug 05         |
| GUY        | 49.95        | Paul Tucker                | La Chaux-de-Fonds             | 13 Aug 00        | PAR        | 52.78        | Francisco Rojas Soto         | Cd. de México        | 13 Oct 75        |
| HAI        | 49.99        | Alié Beauvais              | Princeton                     | 17 May 09        | PER        | 52.20        | Mauro Mina                   | Santiago/CHI         | 1 Nov 92         |
| HKG        | 50.88        | Chan Ka Chun               | Norwalk                       | 16 Apr 16        | PHI        | 48.98        | Eric Cray                    | Madrid               | 23 Jun 16        |
| HON        | 51.77        | Jonnie Eduardo Lowe        | Managua                       | 6 Mar 06         | PLE*       | 55.38        | Maher Helou                  | Latakia              | 27 Sep 93        |
| HUN        | 48.45        | Dusán Kovács               | Athína                        | 3 Aug 97         | PLW        | 60.76        | Christopher Kenty            | Yona                 | 14 Dec 07        |
| INA        | 51.29        | Zulkarnain Purba           | Nakhon Ratchasima             | 7 Dec 07         | PNG        | 50.37        | Mowen Boino                  | Melbourne            | 21 Mar 06        |
| IND        | 49.51        | Joseph Abraham             | Osaka                         | 26 Aug 07        | POL        | 48.12        | Marek Plawgo                 | Osaka                | 28 Aug 07        |
| IRI        | 50.96        | Gholam Reza Karimi         | Tehran                        | 18 Aug 06        | POR        | 48.77        | Pedro Rodrigues              | Helsinki             | 10 Aug 94        |
|            | 50.96        | Gholam Reza Karimi         | Tehran                        | 21 Aug 07        |            | 48.77        | Carlos Silva                 | Zürich               | 11 Aug 99        |
| IRL        | 47.97        | Thomas Barr                | Río de Janeiro                | 18 Aug 16        | PRK        | 53.30        | Choi Chang Sun               | Sofia                | 2 Jun 85         |
| IRQ        | 49.95        | Talib Faizal Al-Saffar     | Sofia                         | 22 Aug 77        | PUR        | 47.72        | Javier Culson                | Ponce                | 8 May 10         |
| ISL        | 51.17        | Björgvin Víkingsson        | Rehlingen                     | 24 May 08        | PYF        | 50.90        | Robert Tupuhoé               | Pirae                | 11 Apr 87        |
| ISR        | 49.87        | Aleksey Bazarov            | Koblentz                      | 11 Sep 91        | QAT        | 48.17        | Mubarak Sultan Al-Nubi       | Johannesburg         | 11 Sep 98        |
| ISV        | 49.83        | Leslie Murray              | Fayetteville                  | 11 Jun 09        | ROU        | 49.22        | Alejandro Argudin            | Antananarivo         | 4 Sep 97         |
| ITA        | 47.54        | Fabrizio Mori              | Edmonton                      | 10 Aug 01        | RSA        | 47.66        | LJ van Zyl                   | Pretoria             | 25 Feb 11        |
| <b>IVB</b> | <b>47.80</b> | <b>Kyron McMaster</b>      | <b>Kingston</b>               | <b>20 May 17</b> |            | 47.66        | LJ van Zyl                   | Ostrava              | 31 May 11        |
| JAM        | 47.60        | Winthrop Graham            | Zürich                        | 4 Aug 93         | RUS        | 48.05        | Denis Kudryavtsev            | Beijing              | 25 Aug 15        |
| JOR        | 53.62        | Hassan Abou Najem          | Latakia                       | 27 Sep 93        | RWA        | 54.36        | Faustin Butéra               | Los Angeles          | 3 Aug 84         |
| JPN        | 47.89        | Dai Tamesue                | Edmonton                      | 10 Aug 01        | SAM*       | 54.46        | Kuripitone Betham            | Christchurch         | 14 Dec 02        |
| KAZ        | 48.46        | Yevgeniy Meleshenko        | Beijing                       | 31 Aug 01        | SEN        | 47.23        | Amadou Dia Bâ                | Seoul                | 25 Sep 88        |
| KEN        | 47.78        | Boniface Mucheru           | Río de Janeiro                | 18 Aug 16        | SEY        | 50.74        | Ned Azemia                   | Río de Janeiro       | 15 Aug 16        |
| KGZ*       | 51.32        | Aleksey Pogorelyov         | Almaty                        | 4 Jul 08         | SGP        | 53.31        | Seah Soo Lye                 | Singapore            | 22 Sep 85        |
| KIR        | 59.21        | Beteru Ateri               | Apia                          | 5 Sep 07         | <b>SKN</b> | <b>51.61</b> | <b>Lloyd Hanley-Byron</b>    | <b>Ooredgeem</b>     | <b>3 Jun 17</b>  |
| KOR        | 49.80        | Hwang Hong-Chul            | Seoul                         | 10 Jun 90        | SLE*       | 52.18        | Benjamin Grant               | Birmingham           | 31 May 92        |
| KOS        | 58.0         | Agron Muçaku               | Mitrovicë                     | 6 Jul 86         | SLO        | 49.11        | Rok Kopitar                  | Maribor              | 3 Jun 80         |
| KSA        | 47.53        | Hadi Al-Somaily            | Sydney                        | 27 Sep 00        | <b>SMR</b> | <b>52.63</b> | <b>Andrea Ercolani Volta</b> | <b>Marsa</b>         | <b>24 Jun 17</b> |
| KUW        | 49.13        | Bader Aman Abdulrahman     | Hyderabad                     | 18 May 02        | SOL        | 60.97        | Frazer Kokomana              | Apia                 | 8 Sep 83         |
| <b>LAO</b> | <b>56.09</b> | <b>Kingkeo Inthavong</b>   | <b>Singapore</b>              | <b>27 Apr 17</b> | SOM        | 63.6         | Mohamed Ahmed Omar           | Djibouti             | 19 Apr 08        |
| LAT        | 49.60        | Viktors Lācis              | Eugene                        | 1 Jun 01         | SRB        | 48.05        | Emir Bekrić                  | Moskva               | 15 Aug 13        |
| LBA        | 50.21        | Hamza Deyaf                | Pescara                       | 3 Jul 09         | SRI        | 49.44        | Harijan Ratnayake            | Jakarta              | 31 Aug 00        |
| LBN        | 52.95        | Ali Hazer                  | Jamhour                       | 8 Aug 14         | SSD*       | 55.88        | Gatkuoth Chol                | Durban               | 23 Jun 16        |
| LBR        | 49.55        | O'Neil Wright              | Atlanta                       | 14 May 05        | STP        | 53.69        | Arlindo Pinheiro             | Lisboa               | 21 Jul 01        |
| <b>LCA</b> | <b>53.33</b> | <b>Alva Henry</b>          | <b>Bolivar, MO</b>            | <b>7 May 17</b>  | <b>SUD</b> | <b>49.85</b> | <b>Mohamed Adam Shoib</b>    | <b>Potchefstroom</b> | <b>4 Apr 17</b>  |
| LES        | 54.65        | Relebohile Mosito          | Durban                        | 20 Mar 10        | SUI        | 48.13        | Marcel Schelbert             | Sevilla              | 27 Aug 99        |
| LIE        | 57.94        | Kurt Wachter               | Sargans                       | 8 Jun 85         | SVK        | 48.94        | Jozef Kucej                  | Praha                | 21 Jun 89        |
| LTU        | 50.39        | Silvestras Guogis          | Jessheim                      | 21 Jul 12        | SWE        | 47.98        | Sven Nylander                | Atlanta              | 1 Aug 96         |
| LUX        | 50.94        | Jacques Frisch             | Chambéry                      | 30 Jun 13        | SYR        | 48.87        | Zeid Abou Hamed              | Sydney               | 20 Feb 99        |
| MAC        | 56.12        | Chan Wei Long              | Taichung                      | 10 May 11        | TAN        | 51.20        | Morris Okinda                | Al-Qâhira            | 12 Aug 85        |
| MAD        | 49.53        | Yvon Rakotoariamiandry     | Ottawa                        | 23 Jul 01        | TGA        | 52.02        | Paea Kokohu                  | Sacramento           | 5 May 96         |



| COUNTRY | MARK  | NAME                     | VENUE             | DATE      | COUNTRY | MARK | NAME                      | VENUE         | DATE      |
|---------|-------|--------------------------|-------------------|-----------|---------|------|---------------------------|---------------|-----------|
| THA     | 49.76 | Chanond Keanchan         | Chiangmai         | 12 Dec 95 | BOT     | 2.34 | Kabelo Kgosiemang         | Addis Ababa   | 4 May 08  |
| TJK     | 48.98 | Nikolay Ilchenko         | Tashkent          | 18 Sep 86 | BRA     | 2.32 | Jessé Farias de Lima      | Lausanne      | 2 Sep 08  |
| TKM     | 51.89 | Oleg Podmaryov           | Tashkent          | 18 Sep 86 | BRN     | 2.19 | Salem Nasser Bakheet      | Busan         | 10 Oct 02 |
| TKS     | 59.20 | Angelo Garland           | Spanish Town      | 4 Feb 12  |         | 2.19 | Salem Nasser Bakheet      | Doha          | 9 Dec 06  |
| TOG     | 53.27 | Lankantien Lamboni       | Bamako            | 18 May 13 | BRU     | 2.04 | Demingo Kapal             | B. S. Begawan | 7 Jun 92  |
| TPE     | 48.63 | Chen Tien-Wen            | Beijing           | 31 Aug 01 | BUL     | 2.36 | Georgi Dakov              | Bruxelles     | 10 Aug 90 |
| TTO     | 47.69 | Jehue Gordon             | Moskva            | 15 Aug 13 | BUR     | 2.22 | Boubacar Séré             | Bambous       | 13 Aug 06 |
| TUN     | 49.22 | Mohamed Sghaier          | La Chaux-de-Fonds | 5 Jul 15  |         | 2.22 | Boubacar Séré             | Celle Ligure  | 27 Jun 07 |
| TUR     | 47.92 | Yasmani Copello          | Río de Janeiro    | 18 Aug 16 | CAF     | 2.06 | Fidèle Bakamba            | Ile-Ife       | 3 Apr 77  |
| UAE     | 49.66 | Hassan Ali Obaid Shirook | Qatif             | 30 Apr 09 | CAM     | 2.03 | Sin Sitha                 | Aachen        | 5 Aug 72  |
|         | 49.66 | Hassan Ali Obaid Shirook | Zeulenroda        | 26 Jul 09 | CAN     | 2.40 | Derek Drouin              | Des Moines    | 25 Apr 14 |
| UGA     | 47.82 | John Akii-Bua            | München           | 2 Sep 72  | CAY     | 2.19 | Omar Wright               | El Paso       | 13 May 06 |
| UKR     | 48.06 | Oleg Tverdokhlebo        | Helsinki          | 10 Aug 94 | CGO     | 2.14 | Henri Elendé              | Châtellerault | 6 Sep 64  |
| URU     | 48.65 | Andrés Silva             | São Paulo         | 2 Aug 14  |         | 2.14 | Jean-Claude Silao         | Dakar         | 1 Jun 97  |
| USA     | 46.78 | Kevin Young              | Barcelona         | 6 Aug 92  | CHA     | 2.17 | Mahamat Idriss            | N'Djamena     | 10 Apr 66 |
| UZB     | 48.78 | Aleksandr Kharlov        | Moskva            | 20 Jun 83 |         | 2.17 | Paul Ngadjadoum           | N'Djamena     | 29 Mar 93 |
| VAN     | 52.94 | David Benjimen           | Apia              | 21 Jun 11 |         | 2.17 | Mathias Ngadjadoum        | N'Djamena     | 7 Apr 96  |
| VEN     | 49.18 | Antonio Smith            | Caracas           | 14 Jul 91 | CHI     | 2.22 | Felipe Apablaza           | Cochabamba    | 3 Jun 01  |
| VIE     | 50.29 | Quach Cong Lich          | Singapore         | 10 Jun 15 | CHN     | 2.39 | Zhu Jianhua               | Eberstadt     | 10 Jun 84 |
| VIN     | 51.70 | Fitz-Allen Crick         | Bloomington       | 19 Jul 03 | CIV     | 2.08 | Moustapha N'Dir           | Dakar         | 28 May 70 |
| YEM     | 53.34 | Nasim Ahmed Mansour      | Manama            | 16 Apr 16 |         | 2.08 | Kouami N'Dri              | Abidjan       | 5 May 79  |
| ZAM     | 47.10 | Samuel Matete            | Zürich            | 7 Aug 91  | CMR     | 2.28 | Fernand Djoumessi Temfack | Bühl          | 19 Jun 14 |
| ZIM     | 48.05 | Kenneth Harnden          | Paris             | 29 Jul 98 | COD*    | 2.16 | Dieudonné Opata           | Pamplona      | 18 Jul 98 |

**Notes (\*)**

|     |   |
|-----|---|
| CYP | 49.21 Minas Aloizidis Athina 14 Jul 08 - not ratified by federation   |
| DMA | Reginald Thomas, listed previously - a US citizen   |
| KGZ | 49.42 Aleksey Pogorelyov Bishkek 1 Jun 08, 49.81 Aleksey Pogorelyov Bishkek 21 Jun 08 & 50.75 Aleksey Pogorelyov Tashkent, 22/23 May 08 - unknown irregularities Pogorelyov transferred to Russia in 2009 |
| PLE | 54.08 Maher Helou Latakia 18 Aug 92 - as a Syrian citizen   |
| SAM | 54.26 Betham Apia Sep 01 - timing malfunction   |
| SLE | At the 1988 Olympics, Grant was wrongly credited with 51.73, but actually it was only 52.73   |
| SSD | 52.42 Gatkuoth Cho Sydney 17 Mar 12 - before he became eligible for South Sudan   |

**High Jump**

|     |      |                      |                   |           |      |       |                         |               |           |
|-----|------|----------------------|-------------------|-----------|------|-------|-------------------------|---------------|-----------|
| AFG | 1.90 | Abdoul Skour         | Kaboul            | 73        | ECU  | 2.30  | Diego Ferrín            | Guadalajara   | 27 Oct 11 |
| AIA | 2.00 | Theron Niles         | Basseterre        | 6 Jul 14  | EGY  | 2.25  | Karim Samir Lotfy       | Eberstadt     | 28 Jun 08 |
| ALB | 2.11 | Muhamet Abazi        | Tiranë            | 6 Jul 88  | ERI  | 1.85  | Tesfay Tecele           | Asmara        | 1 Jun 99  |
| ALG | 2.34 | Abderrahmane Hammad  | Alger             | 14 Jul 00 |      | 1.85  | Idris Mohammed          | Asmara        | 1 Jun 99  |
| AND | 2.14 | Estéve Martín        | Barcelona         | 26 Jun 96 | ESA  | 2.11  | Marlon Colorado         | Barquisimeto  | 29 Jul 11 |
| ANG | 2.10 | Orlando Bonifácio    | Luanda            | 9 May 82  | ESP  | 2.34  | Arturo Ortíz            | Barcelona     | 22 Jun 91 |
| ANT | 2.27 | James Grayman        | Pergine Valsugana | 7 Jul 07  | EST  | 2.30  | Marko Turban            | Rakvere       | 5 Jun 96  |
| ARG | 2.25 | Fernando Pastoriza   | Cd. de México     | 23 Jul 88 | ETH  | 2.07  | Bekele Lemi             | Assela        | 15 May 15 |
|     | 2.25 | Erasmó Jara          | Rosário           | 11 May 02 | FIJ  | 2.09  | Antonio Rahiman         | Suva          | 5 Apr 03  |
| ARM | 2.16 | Karen Ardarian       | Yerevan           | 14 Jul 84 |      | 2.09  | Kaiwalu Malakai         | Suva          | 8 Jul 16  |
|     | 2.16 | Gerasim Hayrapetian  | Yerevan           | 15 Jun 85 | FIN‡ | 2.31  | Mika Polku              | Viitasaari    | 22 Jul 00 |
|     | 2.16 | Edik Mesropian       | Yerevan           | 15 Oct 85 |      | 2.31  | Toni Huikuri            | Bratislava    | 11 Jun 02 |
| ARU | 2.10 | Pierre de Windt      | Breda             | 24 Sep 06 | FRA‡ | 2.34  | Mickaël Hanany          | El Paso       | 22 Mar 14 |
| ASA | 1.89 | Aaron Victorian      | San Jose          | 12 Feb 10 | FSM  | 1.78  | Richard Falan           | Abay          | 23 Jul 01 |
| AUS | 2.36 | Timothy Forsyth      | Melbourne         | 2 Mar 97  | GAB  | 2.14  | Hilaire Onwanlélé       | Libreville    | 6 Apr 90  |
| AUT | 2.28 | Markus Einberger     | Schwechat         | 18 May 86 | GAM  | 2.18  | Sheikh Tidiane Faye     | Banjul        | Nov 74    |
| AZE | 2.37 | Valeriy Sereda       | Rieti             | 2 Sep 84  | GBR‡ | 2.37  | Steve Smith             | Seoul         | 20 Sep 92 |
| BAH | 2.38 | Troy Kemp            | Nice              | 12 Jul 95 |      | 2.37  | Steve Smith             | Stuttgart     | 22 Aug 93 |
| BAN | 2.11 | Sajib Hossain        | Dhaka             | 5 May 10  |      | 2.37  | Robbie Grabarz          | Lausanne      | 23 Aug 12 |
| BAR | 2.25 | Henderson Dottin     | El Paso           | 12 Apr 08 | GBS‡ | 1.96  | Danilo Pereira          | Vendas Novas  | 23 May 08 |
| BDI | 2.05 | Jérôme Rutayisirié   | Gauvain           | 17 Aug 86 | GEO  | 2.26  | Zureb Gogochuri         | Tbilisi       | 16 Jun 12 |
| BEL | 2.36 | Eddy Annys           | Gent              | 26 May 85 | GEQ  | 1.95  | Luis Dyangani Oko       | Las Palmas    | 5 May 07  |
| BEN | 2.12 | Romain Akpo          | Abuja             | 10 Sep 10 |      | 1.95  | Luis Dyangani Oko       | Elche         | 12 May 07 |
| BER | 2.36 | Clarence Saunders    | Auckland          | 1 Feb 90  | GER‡ | 2.37  | Carlo Thränhardt        | Rieti         | 2 Sep 84  |
| BHU | 1.78 | Mipham Yoezer Gurung | Thimphu           | 7 Jul 16  | GHA  | 2.24  | Awuku Boateng           | Kitchener     | 8 Aug 96  |
|     | 1.78 | Kinley Wangdy        | Thimphu           | 7 Jul 16  | GIB  | 1.82  | Antonio Segovia         | Gibraltar     | 16 Jul 83 |
| BIH | 2.31 | Elvir Krehmić        | Zagreb            | 7 Jul 98  | GRE  | 2.36  | Lábros Papakóstas       | Athina        | 21 Jun 92 |
| BIZ | 2.03 | Joel Wade            | Belize City       | 17 Aug 97 | GRN  | 2.21  | Paul Caraballo          | Des Moines    | 26 Apr 97 |
| BLR | 2.34 | Andrey Sankovich     | Gomel             | 15 May 93 | GUA  | 2.105 | Teodoro Flores Palacios | Quezaltenango | 26 Feb 60 |
| BOL | 2.10 | Claudio Pinto        | La Paz            | 12 Nov 89 | GUI  | 1.90  | Thomas Camara           | Conakry       | 4 Jul 65  |

| COUNTRY    | MARK        | NAME                                | VENUE            | DATE             | COUNTRY    | MARK        | NAME                      | VENUE                | DATE             |
|------------|-------------|-------------------------------------|------------------|------------------|------------|-------------|---------------------------|----------------------|------------------|
| GUM        | 1.90        | Raffy Cartaciano                    | Tumon            | 7 May 02         | NED‡       | 2.30        | Wilbert Pennings          | Eberstadt            | 7 Aug 99         |
| GUY        | 2.17        | Robert Bynoe                        | George Town      | 17 Apr 95        | NEP        | 1.98        | Surya Khatri              | Kathmandu            | 12 Jul 15        |
| HAI        | 2.22        | Huguens Jean                        | Sacramento       | 14 Jun 03        | NFI        | 1.83        | Daniel Griffiths          | Cairns               | 28 Jun 12        |
| HKG*       | 2.23        | Mark Chenn                          | Provo            | 11 Apr 98        | NGR‡       | 2.27        | Anthony Idiata            | Rhodos               | 9 Sep 98         |
| HON        | 2.00        | Tulio Ernesto Quiroz                | Tegucigalpa      | 13 Apr 02        |            | 2.27        | Anthony Idiata            | Johannesburg         | 18 Sep 99        |
|            | 2.00        | Tulio Ernesto Quiroz                | San Antonio      | 11 Aug 02        | NIG        | 2.08        | Abdou Mahmane Sani        | Cotonou              | 16 May 04        |
| HUN        | 2.28        | László Boros                        | Debrecen         | 6 Jul 05         | NMI        | 1.95        | Jeremy Winkfield          | Susupe               | 7 May 05         |
| INA        | 2.15        | Andre Dermawan                      | Pekanbaru        | 13 Sep 12        | NOR‡       | 2.36        | Steinar Hoen              | Oslo                 | 1 Jul 97         |
| IND        | 2.26        | Tejaswin Shankar                    | Coimbatore       | 10 Nov 16        | NRU        | 1.77        | Deamo Baguga              | Yona                 | 14 Dec 07        |
| IRI        | 2.26        | Keyvan Ghanbarzadeh                 | Shiraz           | 21 Apr 12        | NZL        | 2.30        | Glen Howard               | Christchurch         | 12 Mar 00        |
|            | 2.26        | Keyvan Ghanbarzadeh                 | Bangkok          | 22 Jun 15        | OMA        | 2.05        | Zahran Abdul Salem        | Irbid                | 14 Aug 99        |
|            | 2.26        | Keyvan Ghanbarzadeh                 | Pathum Thani     | 25 Jun 15        | PAK        | 2.06        | Ahmed Bilal               | Islamabad            | 3 Sep 01         |
| IRL        | 2.30        | Adrian O'Dwyer                      | Alger            | 24 Jun 04        | PAN        | 2.21        | Alexander R. Bowen        | Albany               | 8 May 15         |
| <b>IRQ</b> | <b>2.19</b> | <b>Hussein Falah H. Al-Ibrahimi</b> | <b>Baku</b>      | <b>19 May 17</b> | PAR        | 2.06        | Humberto Sarubbi          | Athína               | 19 Jul 86        |
| ISL‡       | 2.25        | Einar Karl Hjartarson               | San Marino       | 2 Jun 01         |            | 2.06        | Humberto Sarubbi          | Quito                | 16 Sep 86        |
| ISR        | 2.36        | Konstantin Matusевич                | Perth            | 5 Feb 00         |            | 2.06        | Germán Hüttemann          | Asunción             | 27 Oct 01        |
| ISV        | 2.03        | Patrick Moore                       | San Juan         | 24 Jun 84        | PER        | 2.31        | Arturo Chávez             | Cd. de México        | 11 Jun 16        |
| ITA        | 2.39        | Gianmarco Tamberi                   | Monaco           | 15 Jul 16        | PHI        | 2.17        | Sean Guevara              | Manila               | 15 Apr 05        |
| IVB‡       | 2.13        | Karl Scatliffe                      | Road Town        | 1 Jul 90         | PLE        | 2.00        | Omran Hafzi Mahmoud       | Al-Kuwait            | 85               |
|            | 2.13        | Raymond Solomon                     | Coamo            | 14 Jul 91        | PLW        | 1.82        | Donovan Helvey            | Koror                | 25 Apr 03        |
| JAM        | 2.34        | Germaine Mason                      | Santo Domingo    | 9 Aug 03         | PNG        | 2.06        | Hapo Maliaki              | Port Moresby         | 29 Sep 96        |
| JOR        | 2.22        | Fakhredin Fouad                     | Amman            | 4 Jul 91         |            | 2.06        | Sandy Katusese            | Suva                 | 10 Jul 03        |
| JPN        | 2.33        | Naoyuki Daigo                       | Kobe             | 2 Jul 06         | POL        | 2.38        | Artur Partyka             | Eberstadt            | 18 Aug 96        |
| KAZ        | 2.36        | Sergey Zaslomovich                  | Tashkent         | 5 May 84         | POR‡       | 2.23        | Rafael Gonçalves          | Leiria               | 1 Jun 07         |
| KEN        | 2.25        | Mathew Sawe                         | Nairobi          | 31 Jul 15        |            | 2.23        | Paulo Conceição           | Salamanca            | 4 Jun 16         |
| KGZ        | 2.41        | Igor Paklin                         | Kobe             | 4 Sep 85         |            | 2.23        | Paulo Conceição           | Lisboa               | 12 Jun 16        |
| KIR        | 1.95        | David Birati                        | Cairns           | 10 May 15        | PRK        | 2.18        | Kim Gwang Su              | Pyongyang            | 25 Oct 94        |
| KOR        | 2.34        | Lee Jin-Taek                        | Seoul            | 20 Jun 97        | PUR        | 2.29        | David Smith               | Auburn               | 23 Apr 16        |
| KOS        | 1.99        | Abaz Emini                          | Mitrovicë        | 89               |            | 2.29        | Luis Castro               | Sinn                 | 28 May 16        |
| KSA        | 2.21        | Jamal Fakhri Al-Qasim               | Lublin           | 8 Jul 06         | PYF        | 2.15        | Pierre Léontieff-Téahu    | Vittel               | 17 Jun 73        |
|            | 2.21        | Hashim Issa Al-Oqabi                | Amman            | 25 Jul 07        | QAT        | 2.43        | Mutaz Essa Barshim        | Bruxelles            | 5 Sep 14         |
|            | 2.21        | Nawaf Ahmed Al-Yami                 | Salzburg         | 15 Jun 13        | ROU        | 2.40        | Sorin Matei               | Bratislava           | 20 Jun 90        |
| KUW        | 2.20        | Salem Sayar Ibr. Al-Enazy           | Al-Kuwait        | 15 May 04        | RSA        | 2.38        | Jacques Freitag           | Oudtshoorn           | 5 Mar 05         |
|            | 2.20        | Salem Sayar Ibr. Al-Enazy           | Al-Qâhira        | 24 Nov 07        | RUS‡       | 2.41        | Ivan Ukhov                | Doha                 | 9 May 14         |
| LAO        | 1.90        | Phougern Inthara                    | Vientiane        | 07               | RWA        | 1.93        | Ian Kagame                | Amherst              | 30 Apr 16        |
| LAT        | 2.30        | Normunds Sietiņš                    | Nurmijärvi       | 20 Jul 92        | SAM        | 2.09        | Nathan Sua'mene           | Hamilton             | 28 Feb 99        |
| LBA        | 2.03        | Fethi Abdulmounem Aboud             | Amman            | 27 Aug 08        | SEN        | 2.26        | Moussa Sagna Fall         | Paris                | 9 Jul 82         |
| LBN        | 2.27        | Jean-Claude Rabbath                 | Beyrouth         | 23 Apr 04        | SEY        | 2.20        | Eugène Ernesta            | Alger                | 14 Jul 00        |
|            | 2.27        | Jean-Claude Rabbath                 | București        | 12 Jun 04        |            | 2.20        | William Woodcock          | Victoria/SEY         | 13 Jun 10        |
| LBR        | 2.14        | Jah Bennett                         | Fresno           | 28 Apr 07        |            | 2.20        | William Woodcock          | New Delhi            | 9 Oct 10         |
| LCA        | 2.31        | Darwin Edwards                      | Daegu            | 30 Aug 11        | SGP        | 2.22        | Wong Yew Tong             | Chiangmai            | 14 Dec 95        |
| LES        | 1.95        | Potse Potse                         | Mbabane          | 5 Apr 85         | <b>SKN</b> | <b>2.22</b> | <b>Jermaine Francis</b>   | <b>Willemstad</b>    | <b>17 Apr 17</b> |
| LIE        | 2.08        | Christian Gloor                     | Meilen           | 17 Jun 01        | SLE        | 2.07        | Quintin Saliah Konteh     | Freetown             | 24 Dec 99        |
| LTU        | 2.34        | Rolandas Verkys                     | Warszawa         | 16 Jun 91        | SLO        | 2.32        | Rožle Prezelj             | Maribor              | 17 Jun 12        |
| LUX        | 2.22        | Raymond Conzemius                   | Dudelange        | 3 Sep 95         | SMR        | 2.27        | Eugenio Rossi             | Caprino Veronese     | 28 Jun 15        |
| MAC        | 2.08        | Wong Chi Wai                        | Taoyuan          | 19 May 16        | SOL        | 1.90        | Toswell Tahisu            | Honiarua             | 72               |
| MAD        | 2.14        | Riri Joshev Tonganirina             | Antananarivo     | 15 Aug 07        | SOM        | 2.05        | Abdulle Noor Wasughe      | Mogadiscio           | Jul 72           |
| MAR        | 2.17        | Mohamed Aghlal                      | Rabat            | 14 Jul 84        |            | 2.05        | Ali Mohamed Mudey         | Mogadiscio           | 18 Nov 77        |
| <b>MAS</b> | <b>2.30</b> | <b>Nauraj Singh Randhawa</b>        | <b>Singapore</b> | <b>27 Apr 17</b> | SRB        | 2.38        | Dragutin Topić            | Beograd              | 1 Aug 93         |
| MAW        | 2.10        | Wanangwa Mkandawire                 | Birmingham       | 24 Jun 06        | SRI        | 2.27        | Wijesekara Manjula Kumara | Colombo              | 23 Jul 04        |
| MDA        | 2.25        | Radu Tucan                          | Chișinău         | 30 May 08        |            | 2.27        | Wijesekara Manjula Kumara | Incheon              | 4 Sep 05         |
|            | 2.25        | Andrei Mițcov                       | Tiraspol         | 28 May 16        | SSD        | 1.55        | Dood Deng Akoi            | Khartoum             | 13/14 Jun 15     |
| MDV        | 1.85        | Ahmed Zabeer                        | Malé             | 3 Oct 09         | STP‡       | 2.01        | Hedson Trindade           | Leiria               | 18 Jul 10        |
| MEX‡       | 2.30        | Gerardo E. Martínez                 | Walnut           | 15 Apr 07        | SUD‡       | 2.28        | Ali Mohamed Younes Idriss | Namur                | 27 May 15        |
| MGL        | 2.08        | Demberelsaichan Altansuch           | Ulan Bator       | 30 Jun 87        | SUI‡       | 2.31        | Roland Dalhäuser          | Eberstadt            | 7 Jun 81         |
| MHL        | 1.72        | Todd Surber                         | Mangilao         | 1 Apr 94         | SUR        | 2.03        | Miguel van Assen          | Nassau               | 31 Mar 13        |
| MKD        | 2.10        | Redzhep Selman                      | Plovdiv          | 5 Jul 03         | SVK        | 2.34        | Róbert Ruffini            | Praha                | 3 Jul 88         |
| MLI*       | 2.25        | Abdoulaye Diarra                    | Tourcoing        | 24 May 15        | SWE        | 2.42        | Patrik Sjöberg            | Stockholm            | 30 Jun 87        |
| MLT        | 1.87        | Edward Calleja                      | Marsa            | 17 Jun 98        | SWZ        | 2.02        | Msebe Malinga             | Adelaide             | 26 Feb 99        |
| MNE        | 2.05        | Ljubiša Marović                     | Titove Užice     | 24 Sep 86        | SYR        | 2.36        | Majed Ghazal El Dein      | Beijing              | 18 May 16        |
| MNT        | 2.03        | Gavin Lee                           |                  | 17 Apr 02        | TAN        | 2.00        | Masud Tawakali            | Dar-es-Salaam        | 24 Sep 78        |
| MON        | 1.95        | Yvan Ornella                        | Nice             | 2 May 90         | TGA        | 2.01        | Kumima'ui 'Uhila          | Nuku'alofa           | 7-9 Apr 05       |
| MOZ        | 2.00        | Chambárson Chambal                  | Potchefstroom    | 19 Feb 11        | THA        | 2.26        | Pramote Poom-Urai         | Kanchanaburi         | 11 May 12        |
|            | 2.00        | Chambárson Chambal                  | Maputo           | 15 Sep 11        | TJK        | 2.31        | Oleg Palashevskiy         | Bryansk              | 12 Aug 90        |
| MRI        | 2.28        | Khemraj Naiko                       | Dakar            | 27 May 96        | TKM        | 2.20        | Nikolay Stolyarov         | Almaty               | 19 May 96        |
| MTN        | 1.90        | Nama Diarra                         | Nouakchott       | 7 Aug 69         | TKS        | 2.20        | Domanique Missick         | Provinciales         | 6 Aug 12         |
| MYA        | 2.03        | Htin Linn                           | Singapore        | 28 Apr 16        | TOG        | 2.05        | Komlan Amégan             | Douala               | 4 Apr 81         |
| NAM        | 2.18        | Max Schäfer                         | Bloemfontein     | 16 Apr 88        | TPE        | 2.29        | Hsiang Chun-Hsien         | Kaohsiung            | 21 Oct 15        |
| <b>NCA</b> | <b>1.95</b> | <b>Francisco Garth</b>              | <b>Managua</b>   | <b>21 Jan 17</b> | <b>TTO</b> | <b>2.17</b> | <b>Kareem Roberts</b>     | <b>Port-of-Spain</b> | <b>25 Jun 17</b> |

| COUNTRY    | MARK        | NAME                        | VENUE           | DATE             | COUNTRY     | MARK        | NAME                        | VENUE               | DATE             |
|------------|-------------|-----------------------------|-----------------|------------------|-------------|-------------|-----------------------------|---------------------|------------------|
| TUN        | 2.15        | Belhassen Chikhaoui         | Aubervilliers   | 12 Jul 95        | AZE         | 5.00        | Aleksandr Zyatın            | Kharkov             | 5 May 73         |
| TUR        | 2.26        | Metin Durmuşođlu            | Istanbul        | 8 Jun 02         |             | 5.00        | Aleksandr Zyatın            | Baku                | 7 Sep 74         |
| TUV        | 1.83        | Gulugulu Pesefou            | Funafuti        | 20 May 11        | BAH         | 4.89        | Brent Vanderpool            | Nassau              | 87               |
| UAE        | 2.16        | Abdullah M. Abbas Derouiche | Doha            | 8 Dec 05         | BAN         | 4.35        | Humayun Kabir               | Dhaka               | 29 Apr 06        |
|            | 2.16        | Sayed Abbas Al-Alaoui       | Ilawa           | 29 Jun 12        | BAR         | 3.70        | Clifford Brooks             | London              | 13 Aug 77        |
|            | 2.16        | Sayed Abbas Al-Alaoui       | Doha            | 10 Apr 13        |             | 3.70        | Victor Houston              | Austin              | 7 Apr 94         |
| UGA        | 2.12        | David Okot                  | Nairobi         | 16 Jul 11        | BDI         | 4.10        | Pierre Ntibarashirwa        | Bujumbura           | 9 Sep 79         |
| UKR        | 2.42        | Bogdan Bondarenko           | New York        | 14 Jun 14        |             | 4.10        | Vénant Rwamahéké            | Bujumbura           | 81               |
| URU        | 2.14        | Elbio Pelloni               | Americana       | 24 Apr 88        | BEL‡        | 5.70        | Thibaut Duval               | Oordegem            | 11 Jun 00        |
| USA‡       | 2.40        | Charles Austin              | Zürich          | 7 Aug 91         |             | 5.70        | Kevin Rans                  | Heusden             | 28 Jul 07        |
| UZB        | 2.32        | Gennadiy Belkov             | Tashkent        | 29 May 82        | BEN         | 3.50        | John Godonou-Dossou         | Dakar               | 30 Jun 57        |
| VAN        | 2.00        | Edouard Robsen              | Avarua          | 2 Aug 85         | BER         | 3.86        | Brooke Onley                | Tuscaloosa          | 15 May 87        |
| <b>VEN</b> | <b>2.31</b> | <b>Eure Yáñez</b>           | <b>Asunción</b> | <b>23 Jun 17</b> | BIH         | 4.80        | Borivoje Bošnjak            | Sarajevo            | 30 Jun 74        |
| VIE        | 2.25        | Nguyen Duy Bang             | Singapore       | 28 Sep 04        |             | 4.80        | Miroslav Šutvić             | Split               | 28 Apr 80        |
| VIN        | 1.93        | Rohan Barnwell              | Kingstown       | Apr 88           |             | 4.80        | Željko Vučković             | Stara Zagora        | 3 Aug 85         |
| YEM        | 1.95        | Abdel Allahi Mahmoud        | Aden            | 76               | BIZ         | 3.20        | Joel Wade San               | Salvador            | 21 Jan 94        |
| ZAM        | 2.15        | Shaddy Melu                 | Spokane         | 9 Apr 16         | BLR         | 6.00        | Dmitriy Markov              | North Shore City    | 20 Feb 98        |
| ZIM‡       | 2.16        | Juma Phiri                  | Harare          | 11 Jul 99        | BOL         | 3.90        | Daniel Araújo               | Cochabamba          | 24 Aug 86        |
|            |             |                             |                 |                  | BOT         | 3.93        | Calvin Dikomane             | Salon-de-Provence   | 2 Jul 14         |
|            |             |                             |                 |                  | BRA         | 6.03        | Thiago Braz                 | Río de Janeiro      | 15 Aug 16        |
|            |             |                             |                 |                  | BRN         | 4.45        | Ibrahim Jassim Hussein      | Manama              | 16 Apr 95        |
|            |             |                             |                 |                  | BRU         | 4.70        | Demingo Kapal               | Singapore           | 3 Sep 95         |
|            |             |                             |                 |                  | BUL         | 5.82        | Spas Bukhalov               | Sofia               | 2 Jun 07         |
|            |             |                             |                 |                  | BUR         | 3.85        | Alassane Néya               | Ouagadougou         | 2 May 93         |
|            |             |                             |                 |                  | CAF         | 3.80        | Mickaël Conjungo            | Noisy-le-Grand      | 30 Apr 89        |
|            |             |                             |                 |                  | CAM         | 3.90        | Peou Chin                   | Phnom Penh          | 18 Jul 68        |
|            |             |                             |                 |                  | CAN‡        | 5.93        | Shawn Barber                | London              | 25 Jul 15        |
|            |             |                             |                 |                  | CAY‡        |             | See indoor footnote         |                     |                  |
|            |             |                             |                 |                  | CGO         | 4.25        | Jean-Prosper Tsondzabéka    | Tunis               | 14 Jun 69        |
|            |             |                             |                 |                  | CHA         | 3.80        | Hubert Djimtoloum           | Brazzaville         | 63               |
|            |             |                             |                 |                  | CHI         | 5.50        | Thomas Riether              | Tallahassee         | 28 May 92        |
|            |             |                             |                 |                  | CHN‡        | 5.80        | Xue Changrui                | Beijing             | 21 May 14        |
|            |             |                             |                 |                  | CIV         | 5.10        | Alain Andji                 | Yerres              | 21 Jun 92        |
|            |             |                             |                 |                  | CMR         | 4.60        | David W. Nzodom Djozing     | Tourcoing           | 4 Oct 15         |
|            |             |                             |                 |                  | COD         | 4.35        | Florent Lomba Bilisi        | Rédut               | 1 Mar 15         |
|            |             |                             |                 |                  | COK         | 3.10        | Akanoa William              | Nouméa              | 18 Dec 87        |
|            |             |                             |                 |                  | COL         | 5.40        | Miguel Saldarriaga          | Medellín            | 27 Jul 91        |
|            |             |                             |                 |                  | COM‡        | 1.40        | Mohamed M'Sahazi            | Bondy               | 13 May 06        |
|            |             |                             |                 |                  | CPV         | 4.70        | José Rosa                   | Guimãraes           | 2 Jul 11         |
|            |             |                             |                 |                  | CRC         | 5.20        | Róger Borbón                | San Antonio         | 11 Jul 98        |
|            |             |                             |                 |                  | <b>CRO‡</b> | 5.70        | Ivan Horvat                 | Beijing             | 22 Aug 15        |
|            |             |                             |                 |                  |             | 5.70        | Ivan Horvat                 | Zagreb              | 6 Sep 16         |
|            |             |                             |                 |                  |             | <b>5.70</b> | <b>Ivan Horvat</b>          | <b>Tel Aviv</b>     | <b>25 Jun 17</b> |
|            |             |                             |                 |                  | CUB         | 5.90        | Lazaro Borges               | Daegu               | 29 Aug 11        |
|            |             |                             |                 |                  | CYP‡        | 5.56        | Fotis Stephani              | Minsk               | 9 Jun 00         |
|            |             |                             |                 |                  | CZE*        | 5.83        | Jan Kudlička                | Praha               | 22 Jun 16        |
|            |             |                             |                 |                  | DEN         | 5.75        | Piotr Buciański             | Fort-de-France      | 27 Apr 02        |
|            |             |                             |                 |                  | DMA         | 2.90        | Andy Baron                  | Bietigheim          | 21 Jul 02        |
|            |             |                             |                 |                  |             | 2.90        | Andy Baron                  | Bridgetown          | 19 Jul 03        |
|            |             |                             |                 |                  | DOM         | 5.18        | Abbey Joshua Alcon          | Seaside Heights     | 31 Jul 16        |
|            |             |                             |                 |                  | ECU         | 5.36        | José Pacho                  | Santiago/CHI        | 8 Apr 16         |
|            |             |                             |                 |                  | EGY         | 5.05        | Ahmed Hosni Abou Zid        | Al-Qâhira           | 26 Aug 95        |
|            |             |                             |                 |                  | ERI         | 2.60        | Efrem Samiel                | Landquart           | 24 May 14        |
|            |             |                             |                 |                  |             | 2.60        | Awet Eyob                   | Genève              | 31 May 14        |
|            |             |                             |                 |                  | <b>ESA</b>  | <b>4.91</b> | <b>Natán Armando Rivera</b> | <b>San Salvador</b> | <b>22 Apr 17</b> |
|            |             |                             |                 |                  | ESP         | 5.81        | Montxu Miranda              | Barcelona           | 2 Sep 00         |
|            |             |                             |                 |                  | EST         | 5.86        | Valeri Bukrejev             | Somero              | 3 Jul 94         |
|            |             |                             |                 |                  | <b>ETH</b>  | <b>4.40</b> | <b>Mezegebu Birara</b>      | <b>Addis Ababa</b>  | <b>19 May 17</b> |
|            |             |                             |                 |                  | FIJ         | 4.45        | Joe Rodan                   | Manchester          | 28 Jul 02        |
|            |             |                             |                 |                  | FIN         | 5.82        | Jani Lehtonen               | Kuortane            | 26 Jun 93        |
|            |             |                             |                 |                  | FRA         | 6.16i       | Renaud Lavillenie           | Donetsk             | 15 Feb 14        |
|            |             |                             |                 |                  | FSM‡        | 3.85        | Keitani Graham              | Suva                | 10 Jul 03        |
|            |             |                             |                 |                  | GAB         | 4.50        | Sylvain Lindzondzo          | La Valbonne         | 8 Aug 81         |
|            |             |                             |                 |                  | GAM*        | 5.30        | Alhaji Jeng                 | Halmstad            | 18 Jul 99        |
|            |             |                             |                 |                  | GBR‡        | 5.82        | Steve Lewis                 | Szczecin            | 21 Jul 12        |
|            |             |                             |                 |                  | GBS‡        | 4.20        | Emerson Évora               | Lisboa              | 16 Jul 14        |
|            |             |                             |                 |                  | GEO         | 5.30        | Sergey Ámosov               | Kharkov             | 17 Jul 83        |
|            |             |                             |                 |                  | GEQ         | 2.20        | Alfonso Ekwunzezi Ikuga     | Sabadell            | 30 Sep 07        |
|            |             |                             |                 |                  | GER         | 6.01        | Björn Otto                  | Aachen              | 5 Sep 12         |

Superior (or identical) indoor bests not ratified by federation as absolute records (‡)

|            |             |                           |                  |                 |
|------------|-------------|---------------------------|------------------|-----------------|
| CRO        | 2.28        | Novica Čanović            | Thessaloniki     | 25 Feb 86       |
| CZE        | 2.37        | Jaroslav Bába             | Arnstadt         | 5 Feb 05        |
| DEN        | 2.27        | Michael Mikkelsen         | Glasgow          | 4 Mar 90        |
|            | 2.27        | Jannick Klausen           | Paris            | 4 Mar 11        |
| FIN        | 2.33        | Osku Torro                | Tampere          | 5 Feb 11        |
| FRA        | 2.35        | Jean-Charles Gicquel      | Paris            | 13 Mar 94       |
| GBR        | 2.38        | Steve Smith               | Wuppertal        | 4 Feb 94        |
| GBS        | 1.96        | Danilo Pereira            | Alpiarça         | 2 Feb 08        |
| GER        | 2.42        | Carlo Thränhardt          | Berlin           | 26 Feb 88       |
| ISL        | 2.28        | Einar Karl Hjartarson     | Reykjavík        | 18 Feb 01       |
| IVB        | 2.16        | Sam Noel                  | Lexington        | 31 Jan 98       |
| <b>MEX</b> | 2.30        | Edgar Rivera              | Brno             | 9 Feb 16        |
|            | <b>2.30</b> | <b>Edgar Rivera</b>       | <b>Hustopece</b> | <b>4 Feb 17</b> |
| NED        | 2.31        | Wilbert Pennings          | Siegen           | 9 Feb 02        |
| NGR        | 2.32        | Anthony Idiata            | Pátra            | 15 Feb 00       |
| NOR        | 2.36        | Steinar Hoen              | Balingen         | 12 Feb 94       |
|            | 2.36        | Steinar Hoen              | Berlin           | 3 Mar 95        |
| POR        | 2.24        | Paulo Conceição           | Pombal           | 6 Mar 16        |
| RUS        | 2.42        | Ivan Ukhov                | Praha            | 25 Feb 14       |
| STP        | 2.01        | Hedson Trindade           | Pombal           | 31 Jan 10       |
| SUD        | 2.28        | Ali Mohamed Younes Idriss | Bordeaux         | 23 Feb 14       |
| SUI        | 2.32        | Roland Dalhäuser          | Milano           | 6 Mar 82        |
|            | 2.32        | Roland Dalhäuser          | Indianapolis     | 7 Mar 87        |
| USA        | 2.40        | Hollis Conway             | Sevilla          | 10 Mar 91       |
| ZIM        | 2.16        | George Maringapasi        | New York         | 15 Jan 00       |

#### Notes (\*)

COD *Opata transferred to France in 2000*  
 HKG *2.25 Mark Chenn Provo on 20 May 00 - as a US citizen*  
 MLI *Abdoulaye Diarra (ex-France) transferred to Mali in May 2013*

#### Pole Vault

|             |             |                       |                   |                 |
|-------------|-------------|-----------------------|-------------------|-----------------|
| AFG         | 3.72        | Said Gilani           | Bremen            | 29 May 14       |
| AIA         | 3.21        | Andre Samuel          | Cobleskill        | 27 Apr 02       |
| ALB         | 5.40        | Sazan Fisheku         | Athína            | 7 Jul 91        |
| ALG         | 5.50        | Hichem Cherabi        | Zweibrücken       | 14 Jun 15       |
| <b>AND‡</b> | <b>4.95</b> | <b>Miguel Vilchez</b> | <b>San Marino</b> | <b>1 Jun 17</b> |
| ANG         | 4.05        | José Francisco        | Luanda            | 11 Jun 89       |
| ANT         | 3.80        | Calvin Greenaway      | Newham            | 2 Jun 73        |
| ARG         | 5.75        | Germán Chiaraviglio   | Toronto           | 21 Jul 15       |
| ARM         | 4.40        | Onik Khachatryan      | Yerevan           | 15 Jun 78       |
|             | 4.40        | Viktor Sosedov        | Yerevan           | 15 Jun 78       |
| ARU         | 3.30        | Ericko Pieterella     | Oranjestad        | 95              |
| ASA         | 5.41        | Makisi Haleck         | Norman            | 28 May 05       |
| AUS         | 6.06i       | Steven Hooker         | Boston            | 7 Feb 09        |
| AUT‡        | 5.77        | Hermann Fehringer     | Linz              | 5 Jul 91        |



| COUNTRY     | MARK        | NAME                          | VENUE                   | DATE             | COUNTRY     | MARK         | NAME                          | VENUE                | DATE             |
|-------------|-------------|-------------------------------|-------------------------|------------------|-------------|--------------|-------------------------------|----------------------|------------------|
| GHA†        | 5.40        | Jordan Yamoah                 | Pueblo                  | 25 May 13        | NOR         | 5.72         | Trond Barthel                 | Halmstad             | 21 Jul 96        |
|             | 5.40        | Jordan Yamoah                 | San Angelo              | 9 Apr 16         | NZL         | 5.51         | Paul Gibbons                  | North Shore City     | 25 Jan 92        |
| GRE         | 5.91        | Konstadinos Filippidis        | Paris (St. Denis)       | 4 Jul 15         |             | 5.51         | Paul Gibbons                  | Blackburn            | 9 Jul 97         |
| <b>GRN†</b> | <b>4.70</b> | <b>Lindon Victor</b>          | <b>Columbia, SC</b>     | <b>12 May 17</b> | OMA         | 4.30         | Yahya Saleh Al-Hashmy         | Muscat               | 22 May 01        |
| <b>GUA</b>  | <b>4.65</b> | <b>Christian Higueros</b>     | <b>Cd. de Guatemala</b> | <b>13 May 17</b> | PAK         | 4.91         | Adnan Anjum                   | Karachi              | 7 Jul 10         |
| <b>GUI†</b> | <b>5.00</b> | <b>Moussa Condé</b>           | <b>Gulf Shores</b>      | <b>27 May 17</b> | PAN         | 4.75         | Antonio Morales               | Fairfax              | 21 May 99        |
| GUM         | 2.45        | Jude Anthony Martinez         | Shoreline               | 22 Mar 08        | PAR         | 4.50         | Hugo Ramos                    | Asunción             | 26 May 90        |
| GUY         | 4.11        | Reginald Dash                 | Ponce                   | 1 Apr 67         | PER         | 5.18         | Francisco León                | Abilene              | 12 May 05        |
| HAI         | 4.70        | Chandler Polyte               | Macomb                  | 12 Apr 14        | PHI†        | 5.55         | Ernest John Obiena            | Singapore            | 29 Apr 16        |
| HKG         | 4.40        | Lau Kok Hung                  | Hongkong                | 26 Jun 16        | PLE         | 3.90         | Dirar Izat                    | Al-Kuwait            | 3 Jun 83         |
| HON         | 4.15        | Cecil Koehling                | Tegucigalpa             | 3 Dec 94         | PLW         | 3.20         | Filomena Ngirabedul           | Saipan               | Jul 69           |
| HUN         | 5.92        | István Bagyula                | Linz                    | 5 Jul 91         | PNG         | 4.20         | Eric Momberger                | Barcelona            | 6 Aug 92         |
| INA         | 5.13        | Nunung Jayadi                 | Sidoarjo                | 30 Mar 02        | <b>POL</b>  | <b>6.00i</b> | <b>Piotr Lisek</b>            | <b>Potsdam</b>       | <b>4 Feb 17</b>  |
| <b>IND</b>  | <b>5.14</b> | <b>Subramania Siva</b>        | <b>Patiala</b>          | <b>1 Jun 17</b>  | <b>POR</b>  | <b>5.71</b>  | <b>Diogo Ferreira</b>         | <b>Lisboa</b>        | <b>17 Jun 17</b> |
| IRI         | 5.36        | Mohammed Mohsen Rabbani       | Tehran                  | 7 Aug 09         | PRK         | 5.00         | Han Il Hak                    | Sofia                | 2 Jun 90         |
| IRL         | 5.36        | Brian McGovern                | Tempe                   | 23 Mar 13        |             | 5.00         | Ja Song Gil                   | Pyongyang            | 25 Jul 96        |
| IRQ         | 5.35        | Muntafer Faleh Abdelwahid     | Najaf                   | 2 Mar 16         | PUR         | 5.65         | Edgar Díaz                    | Abilene              | 14 May 98        |
| ISL         | 5.31        | Sigurdur Sigurdsson           | Lage                    | 31 May 84        | PYF         | 5.13         | Thibaut Cattiau               | Pirae                | 4 Mar 89         |
| ISR         | 5.93        | Aleksandr Averbukh            | Madrid                  | 19 Jul 03        | QAT         | 5.30         | Ahmed Abdulkarim              | Doha                 | 2 Dec 98         |
| ISV         | 5.22i       | Brian Morrisette              | Bloomington             | 4 Feb 84         | ROU†        | 5.50         | Tiberiu Agoston               | Pierre-Bénite        | 13 Jun 03        |
| ITA         | 5.90        | Giuseppe Gibilisco            | Paris (St. Denis)       | 28 Aug 03        |             | 5.50         | Tiberiu Agoston               | Daegu                | 28 Aug 03        |
| IVB†        | 4.20        | Paul Hewlett                  | Indianapolis            | 13 Aug 87        | RSA         | 6.03         | Okkert Brits                  | Köln                 | 18 Aug 95        |
| JAM         | 5.35        | K'Don Samuels                 | Irapuato                | 6 Jul 12         | RUS         | 6.05         | Maksim Tarasov                | Athína               | 16 Jun 99        |
| JOR         | 4.91        | Taher Salem Al-Zahoun         | Irbid                   | 20 Mar 10        | RWA         | 4.10         | Jean-Baptiste Biményimana     | Bugesera             | 16 Nov 81        |
| JPN         | 5.83        | Daichi Sawano                 | Shizuoka                | 3 May 05         | SAM         | 3.80         | Iafeta Sua'mene               | Christchurch         | 15 Mar 75        |
| <b>KAZ†</b> | <b>5.92</b> | <b>Igor Potapovich</b>        | <b>Dijon</b>            | <b>13 Jun 92</b> | SEN         | 5.21         | Karim Sène                    | Fribourg             | 23 Aug 03        |
| KEN         | 4.60        | Kenneth Kirui                 | Nairobi                 | 20 Jul 00        | SEY         | 3.90         | Donny Magnan                  | Harare               | 17 Sep 95        |
| KGZ         | 5.23        | Nikita Kirillov               | Atlanta                 | 19 Mar 11        | SGP         | 5.01         | Sean Lim Zi Qing              | Singapore            | 16 Mar 14        |
| KIR         | 2.10        | Boitu Baiteke                 | Mata-Utu                | 4 Sep 13         | SKN†        | 4.25         | Adolphus Jones                | Nacogdoches          | 9 May 09         |
| KOR         | 5.66        | Kim Yoo-Suk                   | Livermore               | 16 Sep 07        | SLE         | 3.60         | Sam Sillah                    | Abingdon             | 19 Sep 09        |
| KOS         | 1.50        | Driton Haliti                 | Lignano                 | 13 Sep 11        |             | 3.60         | Sam Sillah                    | Abingdon             | 8 Jun 13         |
| <b>KSA</b>  | <b>5.60</b> | <b>Hussein Assem Al-Hizam</b> | <b>Tempe</b>            | <b>8 Apr 17</b>  |             | 3.60         | Sam Sillah                    | Kingston-upon-Thames | 6 Jul 13         |
| KUW         | 5.26        | Fahed Bader Al-Mershad        | Al-Kuwait               | 17 May 11        | SLO         | 5.70         | Robert Renner                 | Beijing              | 22 Aug 15        |
| LAO         | 4.00        | Novome Ying Yong              | Vientiane               | 12 Oct 09        | SMR         | 4.50         | Paolo Maiani                  | Imola                | 1 Jul 89         |
| LAT         | 5.80        | Aleksandrs Obizajevs          | Bryansk                 | 17 Jul 87        | SOL         | 3.70         | Leonard Nonifi                | Nuku'alofa           | 26 Aug 89        |
| LBA         | 3.70        | Ali Magrowi                   | Tripoli                 | 25 Jul 69        | SOM         | 3.50         | Mohamed Osman Yussuf          | Sheikh               | 70               |
| LBN         | 4.40        | Mohamed Nasser                | Izmir                   | 15 Oct 71        | SRB         | 5.25         | Dragan Georgijevski           | Paderborn            | 5 May 90         |
| LBR         | 4.50        | Jangy Addy                    | Ratingen                | 17 Jul 11        | <b>SRI</b>  | <b>5.11</b>  | <b>M. H. Isuru Sandaruwan</b> | <b>Diyagama</b>      | <b>1 Jun 17</b>  |
| LCA         | 5.70        | Dominic Johnson               | El Paso                 | 26 Aug 00        | <b>STP*</b> | <b>4.10</b>  | <b>Edgar Campre</b>           | <b>Abrantes</b>      | <b>25 Jun 17</b> |
| LIE         | 4.20        | Franz Biedermann              | Helsinki                | 12 Aug 71        | SUD         | 4.02         | Barnaba Mariam                | Khartoum             | 5 Nov 64         |
| LTU         | 5.40        | Zigmas Biliūnas               | Vilnius                 | 21 Aug 81        | SUI         | 5.71         | Felix Böhni                   | Bern                 | 11 Jun 83        |
| LUX†        | 5.40        | Fabian Mores                  | Innsbruck               | 15 May 05        | SUR         | 3.70         | Gayell Engeso                 | Santiago/CHI         | 15 Mar 14        |
| MAC         | 3.30        | Tam Kam Hung                  | Hongkong                | 1 Feb 80         | SVK         | 5.41         | Rudolf Haraksim               | Fribourg             | 23 Aug 03        |
| MAD         | 4.60        | Florian Henry                 | Aulnay-sous-Bois        | 7 Jul 04         | <b>SWE</b>  | <b>5.90</b>  | <b>Armand Duplantis</b>       | <b>Austin</b>        | <b>1 Apr 17</b>  |
| MAR         | 5.45        | Mohamed Karib                 | Rabat                   | 12 Jun 05        | SYR         | 5.00         | Mohamed Malla Khalaf          | Damascus             | 12 Aug 14        |
| MAS         | 5.20        | Mohd Iskandar Alwi            | Busan                   | 23 May 15        |             | 5.00         | Mohamed Malla Khalaf          | Damascus             | 16 Aug 15        |
| MAW         | 3.81        | Crosby Msompha                | Blantyre                | 26 Aug 67        | TAN         | 4.06         | Wong Sang                     | Dar-es-Salaam        | 14 Nov 70        |
| MDA†        | 5.70        | Aleksandr Jucov               | Chelyabinsk             | 20 Jun 87        | TGA         | 4.90         | Aisea Tukutau                 | Wollongong           | 7 Aug 96         |
| MEX         | 5.82        | Giovanni Lanaro               | Walnut                  | 15 Apr 07        | THA         | 5.35         | Porrant PhooraHong            | Bangkok              | 5 Jul 16         |
| MGL         | 3.80        | Tserendesh Tsoigtbaatar       | Ulan Bator              | 12 Jul 70        | TJK         | 4.70         | Yuriy Sakulin                 | Leningrad            | 16 Jul 82        |
| MKD         | 3.90        | Vladimir Karer                | Livorno                 | 15 Aug 68        | TKM         | 4.61         | Oleg Tsirtsenis               | Ashkhabad            | 17 May 81        |
| MLI         | 4.00        | Bassan Bagayoko               | Arles                   | 31 Oct 82        | <b>TKS</b>  | <b>3.50</b>  | <b>Wilkinson Feneton</b>      | <b>Kingston</b>      | <b>29 Mar 17</b> |
| MLT         | 4.25        | Stefan Mohnani                | Marsa                   | 16 Jun 00        | TOG         | 5.20         | Amdaniou Traoré               | Regensburg           | 15 Aug 10        |
| MNE†        | 4.60        | Darko Pešić                   | Novi Sad                | 25 May 14        | TPE         | 5.32         | Hsieh Chia-Han                | Yilan                | 30 Apr 13        |
| MNT         | 3.58        | Lloyd Maloney                 | Uxbridge                | 14 Sep 59        | TTO         | 4.65         | Eddison Toby                  | Ithaca               | 4 Aug 95         |
| MON         | 3.60        | Yvan Ornella                  | Monaco                  | 20 Mar 88        | <b>TUN</b>  | <b>5.40</b>  | <b>Mohamed Romdhana Radès</b> | <b>18 Jun 17</b>     |                  |
| MOZ         | 4.00        | Cândido Coelho                | Maputo                  | 28 Apr 74        | TUR†        | 5.70         | Ruhan Işim                    | Jonesboro            | 6 Jun 00         |
| MRI†        | 5.50        | Kersley Gardenne              | Dreux                   | 12 Jun 96        | UAE         | 4.70         | Abdullah M. Abbas Derouiche   | Dubai                | 11 Mar 04        |
| MTN         | 3.15        | Sidy E. Ould M'Barek          | Nouakchott              | 10 May 68        |             | 4.70         | Abdullah M. Abbas Derouiche   | Abu Dhabi            | 10 May 08        |
| MYA         | 4.75        | Kyaw Zaw                      | Rangoon                 | 31 Mar 74        | UGA         | 4.57         | Teddy Sondota                 | Abilene              | 15 May 97        |
| NAM         | 4.84        | Johan Mostert                 | Windhoek                | 25 Feb 84        | UKR†        | 6.14         | Sergey Bubka                  | Sestriere            | 31 Jul 94        |
| NCA         | 3.75        | Eduardo García                | Tegucigalpa             | 11 Jan 90        | URU         | 5.00         | Fernando Ruocco               | Troisdorf            | 20 Jun 80        |
| <b>NED</b>  | <b>5.85</b> | <b>Menno Vloon</b>            | <b>Zweibrücken</b>      | <b>10 Jun 17</b> | USA         | 6.04         | Brad Walker                   | Eugene               | 8 Jun 08         |
| NEP         | 3.85        | Rudra Bhattarai               | Kathmandu               | 16 Sep 94        | UZB†        | 6.00         | Rodion Gataullin              | Tokyo                | 16 Sep 89        |
| NFI         | 1.60        | Jayden Nicolai                | Middlegate              | 24 Nov 97        | VAN         | 3.70         | André Koulon                  | Port Vila            | 28 Jul 75        |
| NGR         | 4.60        | Peter Moreno                  | Bedford                 | 24 May 15        | VEN         | 5.35         | Ricardo Diez                  | San Felipe           | 6 May 00         |
|             | 4.60        | Peter Moreno                  | London (Brl)            | 11 Jul 15        |             | 5.35         | Ricardo Diez                  | Manaus               | 20 May 01        |
|             | 4.60        | Peter Moreno                  | Brazzaville             | 14 Sep 15        | VIE         | 4.91         | Nguyen Van Hue                | Ho Chi Minh          | 12 Oct 15        |
| NIG         | 4.90        | Smaël Madougou                | Meylan                  | 16 Jun 99        | VIN         | 3.50         | Dan Winsboro                  | Bridgetown           | 1 Aug 65         |



| COUNTRY  | MARK  | NAME                       | VENUE                  | DATE                | COUNTRY    | MARK        | NAME                    | VENUE            | DATE             |
|--|---|----------------------------|------------------------|---------------------|------------|-------------|-------------------------|------------------|------------------|
| YEM  | 3.40  | Mohamed Nasser Bertouche   | Alger                  | 73                  | <b>BEN</b> | <b>7.59</b> | <b>Roméo N'tia</b>      | <b>Baku</b>      | <b>19 May 17</b> |
| ZAM  | 3.74  | Geoffrey Chongo            | Lusaka                 | 8 Jun 60            | <b>BER</b> | <b>8.34</b> | <b>Tyrone Smith</b>     | <b>Houston</b>   | <b>5 May 17</b>  |
| <b>ZIM</b>   | <b>4.60</b>                                     | <b>Keegan Cooke</b>        | <b>Paarl</b>           | <b>18/19 Feb 17</b> | BHU        | 6.74        | Tashi Dendup            | Thimphu          | 8 Jul 16         |
| <i>Alternative outdoor bests for federation ratifying indoor marks as absolute records (i)</i> |   |                            |                        |                     |            |             |                         |                  |                  |
| AUS  | 6.05  | Dmitriy Markov             | Edmonton               | 9 Aug 01            | BIH        | 7.63        | Milan Babić             | Celje            | 11 Jun 68        |
| FRA  | 6.05  | Renaud Lavillenie          | Eugene                 | 30 May 15           | BIZ        | 7.76        | Michael McKoy           | Maracaibo        | 16 Aug 98        |
| ISV  | 5.20  | Brian Morrisette           | Los Angeles            | 6 Aug 84            | BLR        | 8.33        | Aleksandr Glavatskiy    | Sestriere        | 7 Aug 96         |
| POL  | 5.91  | Paweł Wojciechowski        | Szczecin               | 15 Aug 11           | BOL        | 7.41        | Ramiro Villaroel        | Cochabamba       | 24 May 96        |
| <i>Superior (or identical) indoor bests not ratified by federation as absolute records (‡)</i> |   |                            |                        |                     |            |             |                         |                  |                  |
| <b>AND</b>   | <b>4.92</b>                                     | <b>Miguel Vílchez</b>      | <b>Andorra</b>         | <b>9 Feb 17</b>     | BOT        | 8.27        | Gable Garenamotse       | Rhede            | 20 Aug 06        |
| AUT  | 5.77  | Hermann Fehringer          | Wien                   | 24 Feb 91           | BRA        | 8.40        | Douglas de Souza        | São Paulo        | 15 Feb 95        |
| BEL  | 5.70  | Thibaut Duval              | Wien                   | 2 Mar 02            | BRN        | 7.47        | Mohamed Imam Bakhsh     | Al-Kuwait        | 8 Oct 03         |
|  | 5.70  | Kevin Rans                 | Donetsk                | 12 Feb 06           |            | 7.47        | Mohamed Imam Bakhsh     | Manama           | 16 Oct 03        |
| CAN  | 6.00  | Shawn Barber               | Reno                   | 15 Jan 16           | BRU        | 7.04        | Daniel Chung            | Kota Kinabalu    | 7 Aug 93         |
| CAY  | 2.65  | Maxwell Hyman              | Lynchberg              | 24 Jan 09           | BUL        | 8.33        | Ivailo Mladenov         | Sevilla          | 3 Jun 95         |
| CHN  | 5.81  | Xue Changrui               | Orléans                | 16 Jan 16           | BUR‡       | 8.00        | Franck Zio              | Viry-Châtillon   | 21 Jun 98        |
| COM  | 2.30  | Zayed Saïndou              | Paris                  | 4 Jan 15            | CAF        | 7.61        | Wilfried Dorombo        | Nogent-sur-Oise  | 15 Jun 97        |
| <b>CRO</b>   | <b>5.76</b>                                     | <b>Ivan Horvat</b>         | <b>Beograd</b>         | <b>25 Feb 17</b>    | CAM        | 7.40        | Proch Buntol            | Phnom Penh       | 26 Nov 66        |
| <b>CYP</b>   | <b>5.61</b>                                     | <b>Nikandros Stylianou</b> | <b>Beograd</b>         | <b>25 Feb 17</b>    | CAN        | 8.20        | Edrick Floréal          | Sherbrooke       | 20 Jul 91        |
| FSM  | 3.96  | Keitani Graham             | Boston                 | 18 Jan 02           | CAY        | 8.31        | Kareem Streete-Thompson | Bad Langensalza  | 1 Jul 00         |
| GBR  | 5.83  | Luke Cutts                 | Rouen                  | 25 Jan 14           | CGO        | 7.63        | Andrew Issaka           | Nogent-sur-Marne | 28 Jun 15        |
| GBS  | 4.25  | Émerson Évora              | Lisboa                 | 30 Jan 16           | CHA        | 7.42        | Kémobé Djimassal        | Alger            | 25 Jul 78        |
| GHA  | 5.41  | Jordan Yamoah              | Pittsburgh             | 11 Mar 16           | CHI        | 8.08        | Daniel Pineda           | Santiago/CHI     | 21 Apr 12        |
| <b>GRN</b>   | <b>4.76</b>                                     | <b>Lindon Victor</b>       | <b>College Station</b> | <b>11 Mar 17</b>    | CHN        | 8.47        | Li Jinzhe               | Bad Langensalza  | 28 Jun 14        |
| GUI  | 5.04  | Moussa Condé               | West Lafayette         | 14 Feb 15           | CIV        | 7.74        | Brou Kouakou            | Viry-Châtillon   | 3 Jul 76         |
| IVB  | 4.20  | Paul Hewlett               | Cosford                | 6 Mar 88            | CMR        | 7.88        | Frédéric Ebong Salle    | London           | 10 Jun 90        |
| KAZ  | 5.92  | Igor Potapovich            | Stockholm              | 19 Feb 98           | COD‡       | 7.64        | Djéké Mambo             | Heusden          | 31 Aug 97        |
| LUX  | 5.40  | Fabian Mores               | Innsbruck              | 21 Jan 06           |            | 7.64        | Jean Kamanda-Mbuyi      | Pierre-Bénite    | 9 Jun 06         |
| MDA  | 5.70  | Aleksandr Jucov            | Minsk                  | 17 Jan 88           | COK        | 7.16        | Harmon Harmon           | Nikao            | 2 Jun 03         |
|  | 5.70  | Aleksandr Jucov            | Chişinău               | 3 Feb 91            | COL        | 7.96        | Lewis Asprilla          | Bogotá           | 25 Jun 99        |
| <b>MNE</b>   | <b>4.72</b>                                     | <b>Darko Pešić</b>         | <b>Beograd</b>         | <b>18 Feb 17</b>    | COM        | 6.97        | Saïd Ali Saïd           | Mutsamudu        | 15 Jun 14        |
| MRI  | 5.60  | Kersley Gardenne           | Liévin                 | 15 Jan 98           | CPV*       | 7.57        | Nélson Évora            | Lisboa           | 25 May 02        |
| <b>PHI</b>   | <b>5.43</b>                                     | <b>Ernest Obiena</b>       | <b>Potsdam</b>         | <b>4 Feb 17</b>     | CRC        | 7.53        | Josell Ramírez          | Ponce            | 24 Apr 09        |
| ROU  | 5.61  | Tiberiu Agoston            | Toulouse               | 4 Mar 01            | CRO        | 8.23        | Siniša Ergotić          | Zagreb           | 5 Jun 02         |
| SKN  | 4.45  | Adolphus Jones             | Ames                   | 12 Feb 10           |            | 8.23        | Siniša Ergotić          | Córdoba          | 6 Sep 03         |
| TUR  | 5.70  | Ruhan Işim                 | Reno                   | 24 Jan 98           | CUB        | 8.71        | Iván Pedroso            | Salamanca        | 18 Jul 95        |
| UKR  | 6.15  | Sergey Bubka               | Donetsk                | 21 Feb 93           | CYP        | 7.86        | Dimitrios Araouzos      | Nicosia          | 25 Mar 82        |
| UZB  | 6.02  | Rodion Gataullin           | Gomel                  | 4 Feb 89            |            | 7.86        | Michael Rodosthenous    | Khania           | 24 May 86        |
| <b>Notes (*)</b>   |   |                            |                        |                     |            |             |                         |                  |                  |
| CZE  | 5.83 Kudlička Praha 19 Jun 13 - downhill runway |                            |                        |                     |            |             |                         |                  |                  |
| GAM  | Alhaji Jeng became a Swedish citizen in 2000    |                            |                        |                     |            |             |                         |                  |                  |
| STP  | Ivan Santos became a Portuguese citizen in 2012 |                            |                        |                     |            |             |                         |                  |                  |
| <b>Long Jump</b>   |   |                            |                        |                     |            |             |                         |                  |                  |
| AFG  | 7.05  | Mohammed Anwar             | Kaboul                 | 40                  | <b>CZE</b> | <b>8.29</b> | <b>Radek Juška</b>      | <b>Turnov</b>    | <b>23 May 17</b> |
| AIA‡*  | 6.96  | Denvil Ruan                | Baltimore              | 23 Apr 11           | DEN        | 8.25        | Morten Jensen           | Göteborg         | 3 Jul 05         |
| ALB‡   | 8.03  | Izmir Smajlaj              | Elbasan                | 21 May 16           | DJI        | 6.89        | Mohamed Gouled          | Aubagne          | 8 Jun 85         |
| ALG  | 8.26  | Issam Nima                 | Zaragoza               | 28 Jul 07           | DMA        | 8.06        | David Registe           | Cd. de México    | 15 Aug 14        |
| AND  | 7.57  | Estéve Martín              | Castellón              | 25 Jun 00           | DOM        | 7.96        | Carlos Jorge            | Santo Domingo    | 8 Jul 06         |
| ANG  | 7.52  | Afonso Ferraz              | Al-Qâhira              | 24 Sep 91           | ECU        | 8.16        | Hugo Chila              | Sucre            | 23 Nov 09        |
| ANT  | 8.02  | Lester Benjamin            | Baton Rouge            | 12 May 84           | EGY        | 8.31        | Hatem Hussein Mersal    | Oslo             | 30 Jun 99        |
| ARG  | 7.77  | Eric Kerwitz               | Rosário                | 6 Dec 03            | ERI        | 6.73        | Aron Beyene             | Aarau            | 31 May 03        |
| ARM  | 8.86  | Robert Emmian              | Tsakhkadzor            | 22 May 87           | ESA        | 7.59        | Ángelo Iannuzzelli      | Huixquilucán     | 26 Mar 92        |
| ARU  | 7.72  | Quincy Breell              | Cartagena              | 16 May 15           | ESP‡       | 8.56        | Yago Lamela             | Torino           | 24 Jun 99        |
| ASA  | 6.90  | Sa Fuimaono                | Pago Pago              | Aug 90              | EST        | 8.10        | Erki Nool               | Götzis           | 27 May 95        |
| AUS  | 8.54  | Mitchell Watt              | Stockholm              | 29 Jul 11           | ETH        | 7.81        | Ojulu Lingo Obang       | Assela           | 26-30 Jun 13     |
| AUT  | 8.30  | Andreas Steiner            | Innsbruck              | 4 Jun 88            | FIJ        | 7.82        | Eroni Tuivanuvou        | Suva             | 11 Jul 03        |
| AZE  | 8.03  | Vladimir Tsepelyev         | Tbilisi                | 17 Sep 78           | FIN        | 8.22        | Tommi Evilä             | Göteborg         | 28 Jun 08        |
| BAH  | 8.41  | Craig Hepburn              | Nassau                 | 17 Jun 93           |            | 8.22        | Tommi Evilä             | Bad Langensalza  | 5 Jun 10         |
| BAN  | 7.61  | Mohamed Ali Amin           | Dhaka                  | 3 Apr 09            | FRA        | 8.42        | Salim Sdiri             | Pierre-Bénite    | 12 Jun 09        |
| BAR‡   | 7.84  | Shamar Rock                | Bridgetown             | 21 Jun 14           | FSM        | 6.27        | Henry Edwin             | Saipan           | 3 Jul 69         |
| BDI  | 7.14  | Christophe Ntirandékura    | Al-Qâhira              | 23 Sep 91           | GAB‡       | 7.45        | François Réténo         | Belle Vue        | 28 Jun 92        |
| BEL  | 8.25  | Erik Nijs                  | Hechtel                | 6 Jul 96            | GAM        | 7.95        | Babou Saine             | Springfield      | 26 Apr 91        |
|  |   |                            |                        |                     | GBR        | 8.51        | Greg Rutherford         | Chula Vista      | 24 Apr 14        |
|  |   |                            |                        |                     | GBS        | 6.96        | Edivaldo Monteiro       | Lisboa           | 4 May 96         |
|  |   |                            |                        |                     | GEO‡*      | 8.12        | Boleslav Skhirtladze    | Tel Aviv         | 30 May 12        |
|  |   |                            |                        |                     | GEQ        | 7.27        | Luis Dyangani Oko       | Los Realejos     | 26 Feb 11        |
|  |   |                            |                        |                     | GER‡       | 8.54        | Lutz Dombrowski         | Moskva           | 28 Jul 80        |
|  |   |                            |                        |                     | GHA        | 8.43        | Ignisious Gaisah        | Roma             | 14 Jul 06        |
|  |   |                            |                        |                     | GIB        | 6.14        | Jeff Rhodes             | Gibraltar        | 9 Jul 87         |
|  |   |                            |                        |                     | GRE        | 8.66        | Loúis Tsátoumas         | Kalamáta         | 2 Jun 07         |
|  |   |                            |                        |                     | GRN        | 8.09        | Eugene Licorish         | Port-of-Spain    | 5 May 89         |
|  |   |                            |                        |                     | GUA        | 7.79        | Salomon Rowe            | Xalapa           | 5 Aug 77         |
|  |   |                            |                        |                     | GUI*       | 7.39        | Thierno Amadou Barry    | L'Alfás del Pi   | 8 Jun 13         |
|  |   |                            |                        |                     | GUM        | 6.86        | Florenz Quitlong        | Mangilao         | 19 Mar 95        |
|  |   |                            |                        |                     | GUY        | 8.07        | Mark Mason              | Raleigh          | 3 Apr 93         |
|  |   |                            |                        |                     | HAI        | 7.93        | Sylvio Cator            | Paris            | 9 Sep 28         |

| COUNTRY     | MARK        | NAME                      | VENUE             | DATE             | COUNTRY     | MARK                         | NAME                         | VENUE                | DATE             |
|-------------|-------------|---------------------------|-------------------|------------------|-------------|------------------------------|------------------------------|----------------------|------------------|
| HKG         | 8.12        | Chan Ming Tai             | Hongkong          | 7 May 16         | NZL         | 8.05                         | Bob Thomas                   | Whangarei            | 20 Jan 68        |
| HON         | 7.67        | Jason Castro              | Cd. de Guatemala  | 20 Apr 12        | OMA         | 7.75                         | Ahmad Hadib Bashir           | Tallinn              | 5 Aug 94         |
| HUN         | 8.30        | László Szalma             | Budapest          | 7 Jul 85         | PAK         | 7.79                         | Muhammad Urfaq               | Islamabad            | 21 Oct 89        |
| INA         | 7.85        | Agus Reza Irawan          | Jakarta           | 21 Sep 95        | PAN         | 8.73                         | Irving Saladino              | Hengelo              | 24 May 08        |
| IND         | 8.19        | Ankit Sharma              | Almaty            | 26 Jun 16        | PAR         | 7.42                         | Olegario Olmedo              | Asunción             | 25 Jul 87        |
| IRI         | 8.17        | Mohammed Arzandeh         | Tehran            | 7 Jul 12         | PER         | 8.10                         | Jorge McFarlane              | Sucre                | 23 Nov 09        |
| IRL         | 8.07        | Ciaran McDonagh           | La Chaux-de-Fonds | 21 Aug 05        | PHI         | 7.99                         | Henry Dagmil                 | Eagle Rock           | 7 Jun 08         |
| IRQ         | 7.65        | Waleed Turky Jassim       | Baghdad           | 16 Jun 85        | PLE         | 6.88                         | Mohamed Fanona               | Gaza                 | 29 Oct 99        |
| ISL         | 8.00        | Jón Arnar Magnússon       | Reykjavík         | 26 Aug 94        | PLW         | 6.45                         | Conrad Rdechor               | Koror                | 29 May 99        |
| ISR         | 7.99        | Yochai Halevi             | Tel Aviv          | 15 May 10        | <b>PNG</b>  | <b>7.23</b>                  | <b>Peniel Richard</b>        | <b>Commerce</b>      | <b>6 May 17</b>  |
| ISV         | 8.11        | Leon Hunt                 | Tallahassee       | 18 Jun 11        | POL         | 8.28                         | Grzegorz Marcinişzyn         | Malles               | 14 Jul 01        |
| ITA         | 8.47        | Andrew Howe               | Osaka             | 30 Aug 07        | POR         | 8.36                         | Carlos Calado                | Lisboa               | 20 Jun 97        |
| IVB†        | 7.97        | Keita Cline               | Kingston          | 11 May 96        | PRK         | 7.86                         | Cha Gyong Nam                | Pyongyang            | 14 Apr 83        |
| JAM         | 8.62        | James Beckford            | Orlando           | 5 Apr 97         | PUR         | 8.19                         | Elmer Williams               | Bogotá               | 11 Aug 89        |
| JOR         | 7.48        | Khalil Al-Hanahneh        | Amman             | 26 Apr 08        | PYF         | 7.98                         | Raihau Maiau                 | Marseille            | 6 Jun 15         |
|             | 7.48        | Khalil Al-Hanahneh        | Irbid             | 19 Mar 10        | QAT         | 8.13                         | Abdulrahman Al-Nubi          | Manila               | 21 Sep 03        |
| JPN         | 8.25        | Masaki Morinaga           | Shizuoka          | 5 May 92         | ROU         | 8.37                         | Bogdan Tudor                 | Bad Cannstatt        | 9 Jul 95         |
| KAZ         | 8.16        | Sergey Vasilenko          | Alma Ata          | 18 Jun 88        | <b>RSA</b>  | <b>8.65</b>                  | <b>Luvo Manyonga</b>         | <b>Potchefstroom</b> | <b>22 Apr 17</b> |
| KEN         | 8.12        | Jacob Katonon             | Johannesburg      | 23 Sep 95        | RUS         | 8.56                         | Aleksandr Menkov             | Moskva               | 16 Aug 13        |
| KGZ         | 8.16        | Shamil Abbyasov           | Leningrad         | 2 Aug 81         | RWA         | 7.00                         | Jean Kanyangara              | Kigali               | 1/2 Jun 13       |
| KIR         | 6.86        | Karakoa lotia             | Suva              | 29 May 76        | SAM         | 7.15                         | Iafeta Sua'mene              | Hamilton             | Mar 76           |
| KOR         | 8.22        | Kim Duk-Hyun              | Ried              | 10 Jun 16        | SEN         | 8.46                         | Cheikh Tidiane Touré         | Bad Langensalza      | 15 Jun 97        |
| KOS         | 7.04        | Shefqet Hasani            | Beograd           | 81               | SEY         | 7.86                         | Danny Beauchamp              | Belle Vue            | 28 Jun 92        |
| KSA         | 8.48        | M. Salman Al-Khuwalidi    | Sotteville        | 2 Jul 06         | SGP         | 7.62                         | Matthew Goh Yujie            | Vientiane            | 15 Dec 09        |
| KUW         | 8.02        | Saleh Abdelaziz Al-Haddad | Al-Kuwait         | 5 May 09         | SKN         | 7.59                         | Clyde Wilkinson              | Fresno               | 13 Apr 96        |
| LAO         | 7.31        | Sompong Vongphakdy        | Singapore         | 12 Jun 15        | SLE         | 7.84                         | Thomas Ganda                 | London               | 9 May 92         |
| LAT†        | 8.08        | Elvijs Misans             | Saldus            | 12 Jul 16        | SLO         | 8.40                         | Gregor Cankar                | Celje                | 18 May 97        |
| LBA         | 8.03        | Abdusalem Mohamed Bishty  | Khaniá            | 25 May 85        | SMR         | 7.25                         | Luca Maccapani               | Nicosia              | 4 Jun 09         |
| LBN         | 7.43        | Marc Habib                | Jamhour           | 23 Jul 04        | SOL         | 7.35                         | Ian Chapangi                 | Honiara              | 25 Sep 93        |
| LBR         | 8.00        | Cadeau Kelley             | Ypsilanti         | 18 Apr 09        | SOM         | 7.35                         | Abdulle Noor Wasughe         | München              | 24 Aug 72        |
| LCA         | 7.82        | Dane Magloire             | Durham            | 10 May 00        | SRB         | 8.45                         | Nenad Stekić                 | Montréal             | 25 Jul 75        |
| LES         | 6.90        | Pule Rants'eli            | Maseru            | Oct 07           | SRI         | 8.15                         | W. P. Amila Jayasiri         | Diyagama             | 16 Aug 16        |
| LIE         | 7.24        | Franz Tschol              | St. Gallen        | 6 May 89         | <b>SSD</b>  | <b>5.70</b>                  | <b>Evans Francisco</b>       | <b>Dar-es-Salaam</b> | <b>14 May 17</b> |
| LTU         | 8.15        | Povilas Mykolaitis        | Kaunas            | 4 Jun 11         | STP         | 7.02                         | Juary Tavares                | Lisboa               | 6 Jun 15         |
| <b>LUX†</b> | <b>7.58</b> | <b>François Grailet</b>   | <b>Marsa</b>      | <b>24 Jun 17</b> | SUD         | 7.61                         | Rabah Yousif Bkheit          | Copthall             | 5 May 07         |
| <b>MAC</b>  | <b>7.25</b> | <b>Wong Ka Chun</b>       | <b>Hongkong</b>   | <b>24 Jun 17</b> | SUI         | 8.27                         | Julien Fivaz                 | Ebensee              | 2 Aug 03         |
| MAD         | 7.77        | Toussaint Rabenala        | Talence           | 19 May 90        | SUR*        | 7.67                         | Dennis Malone                | Georgetown           | 7 Oct 79         |
| MAR         | 8.40        | Yahya Berrabah            | Beyrouth          | 2 Oct 09         | SVK         | 8.05                         | Róbert Széli                 | Budapest             | 6 Jul 88         |
| MAS         | 7.88        | Josbert Tinus             | Bangkok           | 5 Oct 07         | SWE†        | 8.44                         | Michel Tornéus               | Monachil             | 10 Jul 16        |
| MAW         | 7.25        | Lifa Kalungo              | Zomba             | 16 Nov 86        | SWZ         | 7.76                         | Victor Shabangu              | Germiston            | 23 Nov 96        |
| MDA         | 8.25        | Sergey Podgayniy          | Kishinyov         | 18 Aug 90        | SYR         | 7.54                         | Assad Nakour                 | Damascus             | 23 Jul 87        |
| MDV         | 6.47        | Hussain Haleem            | Malé              | 2 Oct 09         | TAN*        | 7.41                         | Raphael Mlewa                | Arusha               | 23 May 70        |
| MEX         | 8.46        | Luis Rivera               | Kazan             | 12 Jul 13        | TGA         | 7.27                         | Tokaikolo Latapu             | Nuku'alofa           | 7-10 Apr 00      |
| MGL         | 7.47        | Khandsuren Tsastbaatar    | Irkutsk           | 21 Aug 86        | THA         | 8.05                         | Suphanara S. Ayudhaya        | Kobe                 | 10 Jul 11        |
| MHL†        | 6.35        | Roman Cress               | Brooklyn Park, MN | 2 Jun 94         | TJK         | 8.18                         | Vasiliy Sokov                | Tallinn              | 5 Jul 88         |
| MKD         | 7.15        | Zoran Taševski            | Skopje            | 15 May 76        | TKM         | 7.99                         | Vladimir Malyavin            | Budapest             | 3 Jun 94         |
|             | 7.15        | Toni Damcevski            | Sofia             | 23 May 95        | <b>TKS</b>  | <b>7.88</b>                  | <b>Ifeanyichukwu Otuonye</b> | <b>San Salvador</b>  | <b>15 Jul 16</b> |
|             | 7.15        | Slavcho Mirchevski        | Ohrid             | 7 Jun 15         | <b>7.88</b> | <b>Ifeanyichukwu Otuonye</b> | <b>Phoenix</b>               | <b>10 Jun 17</b>     |                  |
|             | 7.15        | Slavcho Mirchevski        | Ohrid             | 5 Jun 16         | TOG         | 8.00                         | Georges Téko Folligan        | Johannesburg         | 15 Sep 99        |
| MLI         | 7.82        | Mamadou Chérif Dia        | Bamako            | 27 Apr 10        | TPE         | 8.34                         | Nai Hui-Fang                 | Shanghai             | 15 May 93        |
| MLT         | 7.71        | Rachid Chouhal            | Marsa             | 2 Apr 05         | TTO         | 8.14                         | Wendell Williams             | Königs Wusterhausen  | 5 Sep 99         |
| MNE         | 7.33        | Darko Pešić               | Piteşti           | 25 Jun 16        | TUN         | 8.01                         | Anis Gallali                 | Dakar                | 22 Aug 98        |
| MNT         | 7.46        | Darren Morsen             | Bedford           | 1 May 16         | TUR†        | 8.08                         | Mesut Yavaş                  | Istanbul             | 24 Jun 00        |
| MON         | 6.59        | Anthony de Sevelinges     | Monaco            | 7 Jun 07         | TUV         | 7.02                         | Okilani Tinilau              | Apia                 | 23 Jun 11        |
| MOZ         | 7.51        | Carvalho Machuza          | Windhoek          | 3 Jul 06         | UAE         | 7.79                         | Mousbeh Ali Said             | Latakia              | 6 Sep 92         |
| MRI         | 8.28        | Jonathan Chimier          | Athína            | 24 Aug 04        | UGA         | 7.75                         | Fidelis Ndyabagye            | Alger                | 26 Jul 78        |
| MTN         | 6.94        | Daouda A. Bâ              | Nouakchott        | 72               | UKR         | 8.35                         | Sergey Layevskiy             | Dnepropetrovsk       | 16 Jul 88        |
| MYA         | 7.56        | Thant Zin                 | Kuala Lumpur      | 20 Nov 77        |             | 8.35                         | Roman Shchurenko             | Kyiv                 | 25 Jul 00        |
| NAM         | 8.24        | Stefan Louw               | Germiston         | 12 Jan 08        | <b>URU</b>  | <b>8.19</b>                  | <b>Emiliano Lasa</b>         | <b>São Paulo</b>     | <b>18 Feb 17</b> |
| NCA         | 7.38        | Nelson Navarro            | La Habana         | 6 Mar 88         | USA         | 8.95                         | Mike Powell                  | Tokyo                | 30 Aug 91        |
| NED         | 8.29        | Ignisious Gaisah          | Moskva            | 16 Aug 13        | UZB         | 8.10                         | Aleksandr Pototskiy          | Bryansk              | 4 Jun 92         |
| NEP         | 7.09        | Puspendra Kumar Goit      | Kathmandu         | 4 Dec 15         |             | 8.10                         | Konstantin Sarnatskiy        | Hiroshima            | 11 Oct 94        |
| NFI         | 6.24        | Aiden Butterfield         | Middlegate        | 2 Oct 96         | VAN         | 7.18                         | Georges Taniel               | Luganville           | 1 Sep 84         |
| NGR         | 8.27        | Yussuf Alli               | Lagos             | 8 Aug 89         | VEN         | 8.34                         | Víctor Castillo              | Cochabamba           | 30 May 04        |
| NIG         | 7.27        | Abdoulaye Garba           | Niamey            | 13 Dec 05        | VIE         | 7.73                         | Pham Van Lam                 | Ho Chi Minh          | 22 Sep 13        |
| NMI         | 6.42        | Dexter Dillay             | Apia              | 12 Dec 06        | VIN         | 8.08                         | Clayton Latham               | Hamburg, NY          | 29 Jul 08        |
| NOR         | 8.02        | Kristen Fløgstad          | Oslo              | 4 Aug 73         | YEM         | 6.62                         | Bakar Mahmood Shujab         | Sana'a               | 26/27 Nov 14     |
| NRU         | 6.58        | Frederick Canon           | Meneñ             | 17 May 96        | ZAM         | 7.71                         | Joseph Sinkala               | Lusaka               | 27 Apr 14        |
|             |             |                           |                   |                  | ZIM         | 8.40                         | Ngonidashe Makusha           | Des Moines           | 9 Jun 11         |

| COUNTRY  | MARK        | NAME                 | VENUE             | DATE             | COUNTRY    | MARK         | NAME                       | VENUE               | DATE             |
|--|-------------|----------------------|-------------------|------------------|------------|--------------|----------------------------|---------------------|------------------|
| <i>Superior (or identical) indoor bests not ratified by federation as absolute records (‡)</i> |             |                      |                   |                  | CGO        | 15.91        | Andrew Issaka              | Joinville           | 2 Jul 15         |
| AIA  | 7.01        | Denvil Ruan          | Baltimore         | 7 Jan 12         |            | 15.91        | Andrew Issaka              | Brazzaville         | 14 Sep 15        |
| <b>ALB</b>   | <b>8.08</b> | <b>Izmir Smajlaj</b> | <b>Beograd</b>    | <b>4 Mar 17</b>  | CHA        | 15.30        | Kémobé Djimassal           | N'Djamena           | 21 Apr 82        |
| BAR  | 7.85        | Kevin Bartlett       | Joplin            | 12 Jan 02        | <b>CHI</b> | <b>16.74</b> | <b>Álvaro Cortéz</b>       | <b>Santiago/CHI</b> | <b>26 Mar 17</b> |
| BUR  | 8.06        | Franck Zio           | Liévin            | 4 Feb 96         | CHN        | 17.59        | Li Yanxi                   | Jinan               | 26 Oct 09        |
| COD  | 7.65        | Jean Kamanda-Mbuyi   | Aubièrre          | 26 Feb 06        | CIV        | 15.78        | Patrice Bohoury            | Yamoussoukro        | 16 Apr 81        |
| ESP  | 8.56        | Yago Lamela          | Maebashi          | 7 Mar 99         | CMR        | 17.14        | Hugo Mamba-Schlick         | New Delhi           | 12 Oct 10        |
| GAB  | 7.49        | Davy Mbita           | Saumur            | 13 Dec 98        | COD‡       | 16.21        | Djéké Mambo                | Boulogne            | 17 May 97        |
| GEO  | 8.25        | Bachana Khorava      | Tblisi            | 7 Feb 16         | COK        | 13.63        | Harmon Harmon              | Nikao               | 16 Oct 01        |
| GER  | 8.71        | Sebastian Bayer      | Torino            | 8 Mar 09         | COL        | 17.09        | Jhon Murillo               | Río de Janeiro      | 16 Aug 16        |
| IVB  | 7.99        | Keita Cline          | Ames              | 9 Feb 96         | COM        | 15.34        | Hilmy Aboud Said           | Martigues           | 13 Jun 99        |
| LAT  | 8.11        | Arturs Aboliņš       | Fayetteville      | 10 Mar 06        | CPV        | 16.15        | Nélson Évora               | Braga               | 10 Jun 01        |
| <b>LUX</b>   | <b>7.68</b> | <b>Roman Lambert</b> | <b>Luxembourg</b> | <b>14 Jan 17</b> | CRC        | 15.66        | Vance Parks                | Normal              | 14 May 89        |
| MHL  | 6.45        | Roman Cress          | Menomonie         | 8 Feb 03         | CRO        | 17.11        | Đorđe Kožul                | Göteborg            | 28 Jun 87        |
| SWE  | 8.30        | Michel Tornéus       | Praha             | 6 Mar 15         | CUB        | 18.08        | Pedro Pablo Pichardo       | La Habana           | 28 May 15        |
| TUR  | 8.09        | Mesut Yavaş          | Ames              | 3 Mar 00         | CYP        | 17.13        | Marios Hadjiandreou        | Athína              | 11 Jul 91        |
|  |             |                      |                   |                  | CZE        | 17.53        | Milan Mikuláš              | Praha               | 17 Jul 88        |
|  |             |                      |                   |                  | DEN‡       | 16.88        | Anders Møller              | København (Ø)       | 7 Aug 11         |
|  |             |                      |                   |                  | DJI        | 12.75        | Ahmed Ali                  | Djibouti            | 17 Apr 08        |
|  |             |                      |                   |                  | DMA        | 17.48        | Jérôme Romain              | Göteborg            | 5 Aug 95         |
|  |             |                      |                   |                  | DOM        | 16.10        | Eddy Florián               | Santo Domingo       | 3 Apr 09         |
|  |             |                      |                   |                  | ECU        | 17.03        | Hugo Chila                 | Sucre               | 25 Nov 09        |
|  |             |                      |                   |                  | EGY        | 16.24        | Nour Salaheddine Nouredine | El Maadi            | 11 Apr 08        |
|  |             |                      |                   |                  | ERI        | 13.51        | Awet Eyob                  | Riehen              | 29 Aug 15        |
|  |             |                      |                   |                  | ESA        | 14.37        | Yehefri Benjamín Vides     | San Salvador        | 2 May 04         |
|  |             |                      |                   |                  | ESP        | 17.04‡       | Pablo Torrijos             | Praha               | 7 Mar 15         |
|  |             |                      |                   |                  | EST        | 17.35        | Jaak Uudmäe                | Moskva              | 25 Jul 80        |
|  |             |                      |                   |                  | <b>ETH</b> | <b>15.79</b> | <b>Adire Gure</b>          | <b>Addis Ababa</b>  | <b>16 May 17</b> |
|  |             |                      |                   |                  | FIJ        | 16.08        | Eugene Vollmer             | Marion              | 26 May 12        |
|  |             |                      |                   |                  | FIN        | 17.00        | Pertti Pousi               | Kuortane            | 23 Jun 68        |
|  |             |                      |                   |                  | FRA        | 18.04        | Teddy Tamgho               | Moskva              | 18 Aug 13        |
|  |             |                      |                   |                  | FSM        | 12.68        | Estéphan Dadius            | Abay                | 26 Jul 01        |
|  |             |                      |                   |                  | GAB        | 15.53        | Yvon Nguéma N'Goua         | Johannesburg        | 17 Sep 99        |
|  |             |                      |                   |                  | GAM        | 15.05        | Jim Malleh Wadda           | Banjul              | Jul 78           |
|  |             |                      |                   |                  | GBR        | 18.29        | Jonathan Edwards           | Göteborg            | 7 Aug 95         |
|  |             |                      |                   |                  | GBS‡       | 14.21        | Catumo Mendes              | Dreux               | 16 Jul 11        |
|  |             |                      |                   |                  | GEO        | 17.44        | Viktor Saneyev             | Suchumi             | 17 Oct 72        |
|  |             |                      |                   |                  | GEQ        | 15.28        | Luis Dyangani Oko          | Los Realejos        | 18 Jun 11        |
|  |             |                      |                   |                  | GER        | 17.66        | Ralf Jaros                 | Frankfurt           | 30 Jun 91        |
|  |             |                      |                   |                  | GHA        | 17.23        | Andrew Owusu               | Dakar               | 19 Aug 98        |
|  |             |                      |                   |                  | GIB        | 12.06        | Nicholas Vásquez           | Visby               | 1 Jul 99         |
|  |             |                      |                   |                  | GRE        | 17.55        | Dimitrios Tsiámis          | Thessaloníki        | 18 Jun 06        |
|  |             |                      |                   |                  | GRN        | 17.49        | Randy Lewis                | São Paulo           | 22 May 08        |
|  |             |                      |                   |                  | GUA        | 15.94        | Juan Carlos Nájera         | Cd. de Guatemala    | 17 Oct 09        |
|  |             |                      |                   |                  | <b>GUI</b> | <b>14.09</b> | <b>Souleymane Soumah</b>   | <b>Valence</b>      | <b>18 Jun 17</b> |
|  |             |                      |                   |                  | GUM        | 14.01        | David Wilson               | Canberra            | 3 Mar 96         |
|  |             |                      |                   |                  | GUY        | 17.18        | Troy Doris                 | Clermont            | 14 May 16        |
|  |             |                      |                   |                  | HAI        | 17.39        | Samyr Laine                | Bogotá              | 24 Jul 09        |
|  |             |                      |                   |                  | HKG        | 15.76        | Ng Ka Wai                  | Hongkong            | 7 Apr 13         |
|  |             |                      |                   |                  | HON        | 16.04        | Jason Castro               | Cd. de Panamá       | 18 Aug 15        |
|  |             |                      |                   |                  | HUN‡       | 17.24        | Zsolt Czingler             | Tivoli              | 31 May 98        |
|  |             |                      |                   |                  | INA        | 15.99        | Doni Susanto               | Nakhon Ratchasima   | 7 Dec 07         |
|  |             |                      |                   |                  | IND        | 17.30        | Renjith Maheswary          | Bangalore           | 11 Jul 16        |
|  |             |                      |                   |                  | IRI        | 16.38        | Afshin Daghri Hemadi       | Shiraz              | 8 May 07         |
|  |             |                      |                   |                  | IRL‡       | 15.89        | Colm Cronin                | København (S)       | 26 Jun 77        |
|  |             |                      |                   |                  | IRQ        | 16.48        | Majid Abdulsada Jabbar     | Baghdad             | 8 May 96         |
|  |             |                      |                   |                  | ISL        | 16.70        | Vilhjálmur Einarsson       | Reykjavík           | 7 Aug 60         |
|  |             |                      |                   |                  | ISR        | 17.20        | Rogel Nachum               | Sevilla             | 6 Jun 92         |
|  |             |                      |                   |                  |            | 17.20        | Rogel Nachum               | Tel Aviv            | 19 Jul 98        |
|  |             |                      |                   |                  | ISV        | 16.99        | Muhammad Halim             | Baltimore           | 23 Apr 16        |
|  |             |                      |                   |                  | ITA‡       | 17.60        | Fabrizio Donato            | Milano              | 7 Jun 00         |
|  |             |                      |                   |                  | IVB‡       | 15.73        | Keita Cline                | Minneapolis         | 20 May 95        |
|  |             |                      |                   |                  | JAM        | 17.92        | James Beckford             | Odessa, TX          | 20 May 95        |
|  |             |                      |                   |                  | JOR        | 15.87        | Mohamed Abdelbaki          | Irbid               | 29 Jul 00        |
|  |             |                      |                   |                  | JPN        | 17.15        | Norifumi Yamashita         | Tokyo               | 1 Jun 86         |
|  |             |                      |                   |                  | KAZ        | 17.58        | Oleg Sakirkin              | Gorkiy              | 23 Jul 89        |
|  |             |                      |                   |                  | KEN        | 17.12        | Jacob Katonon              | Nairobi             | 27 Jun 96        |
|  |             |                      |                   |                  | KGZ‡       | 17.27        | Shamil Abbyasov            | Tashkent            | 15 May 83        |
|  |             |                      |                   |                  | KIR        | 13.90        | Boitu Baiteke              | Apia                | 22 Jun 11        |

**Notes (\*)**

AIA *Joseph Pemberton was a St Kitts citizen but resided on Anguilla and thus was eligible to represent AIA as a youth at the CARIFTA Games*

CPV *Nelson Évora became a Portuguese citizen on 27 May 02*

GEO *Questionable measurement of both marks listed above. Alternative best - 8.11 Vakhtang Minashvili Baku 13 Sep 87*

GUI *Thiémo Amadou Barry became a Spanish citizen on 2 Dec 14*

SUR *7.69 Ed Pireau Den Haag 22 Aug 76 - not ratified by federation, though actually before he got Dutch citizenship*

TAN *7.84 Shujaa Benson Lubbock 17 May 14, given previously - opted for Denmark*

**Triple Jump**

|      |       |                           |                  |           |
|------|-------|---------------------------|------------------|-----------|
| AFG  | 12.99 | Mohammed Anwar            | Kaboul           | 40        |
| AIA  | 14.93 | Denvil Ruan               | Greensboro       | 4 May 13  |
| ALB  | 16.30 | Izmir Smajlaj             | Elbasan          | 6 Jun 16  |
| ALG  | 16.92 | Lotfi Khaïda              | Monaco           | 7 Aug 93  |
| AND  | 15.35 | Xavier Montané            | Andorra          | 5 Jul 98  |
| ANG  | 16.43 | António Santos            | Annaba           | 2 Sep 88  |
| ANT  | 16.55 | James Browne              | San Angelo       | 12 Apr 90 |
| ARG  | 16.51 | Maximiliano Díaz          | Buenos Aires     | 4 Jun 11  |
| ARM  | 17.41 | Armen Martirosian         | Gyumri           | 5 Jun 98  |
| ARU  | 13.14 | Freddy Burgos             | Breda            | 12 Jun 77 |
| ASA  | 13.75 | Sa Fuimaono               | Pago Pago        | Jul 91    |
| AUS  | 17.46 | Ken Lorraway              | London           | 7 Aug 82  |
| AUT  | 16.57 | Alfred Stummer            | Südstadt         | 13 Jul 88 |
| AZE‡ | 17.33 | Vasif Asadov              | Bryansk          | 18 Jun 90 |
| BAH  | 17.59 | Leevan Sands              | Beijing          | 21 Aug 08 |
| BAN  | 15.55 | Afzal Hossain             | Dhaka            | 13 Feb 91 |
| BAR  | 16.70 | Alvin Haynes              | Starkville       | 17 May 92 |
| BDI  | 15.70 | Christophe Ntirandékura   | Bujumbura        | 27 Jul 91 |
| BEL  | 17.00 | Michael Velter            | Vilvoorde        | 14 May 06 |
| BEN  | 15.70 | Armand Gbaguidi           | Cotonou          | 29 Mar 87 |
| BER‡ | 17.62 | Brian Wellman             | El Paso          | 15 Apr 95 |
| BHU  | 13.52 | Karma Tshering Lepcha     | Thimphu          | 7 Jul 16  |
| BIH  | 16.05 | Muamer Karajica           | Sarajevo         | 8 Jul 79  |
| BIZ  | 16.22 | Brandon Jones             | San Salvador     | 19 Jun 16 |
| BLR  | 17.77 | Aleksandr Kovalenko       | Bryansk          | 18 Jul 87 |
| BOL  | 14.90 | David Solíz               | La Paz           | 12 Jun 88 |
| BOT  | 16.05 | Gable Garenamotse         | Kuala Lumpur     | 18 Sep 98 |
| BRA  | 17.90 | Jadel Gregório            | Belém            | 20 May 07 |
| BRN  | 16.70 | Mohamed Youssef Al-Sahabi | Manama           | 17 Apr 09 |
| BRU  | 14.65 | Chang Siew Khin           | Kuching          | 27 Jul 68 |
|      | 14.65 | Haj Shari Mohd Shah Johan | Penang           | 24 Sep 05 |
| BUL  | 17.92 | Khristo Markov            | Roma             | 31 Aug 87 |
| BUR  | 16.91 | Olivier Sanou             | Castres          | 6 Aug 03  |
| CAF  | 15.47 | William Bangahingui       | Lens             | 10 Jul 93 |
| CAM  | 14.85 | Sao Mean                  | Phnom Penh       | 29 Nov 66 |
| CAN  | 17.29 | Edrick Floréal            | Provo            | 3 Jun 89  |
| CAY  | 16.09 | Edward Manderson          | Cd. de Guatemala | 16 Jul 95 |







| COUNTRY          | MARK | NAME   | VENUE | DATE | COUNTRY     | MARK         | NAME                               | VENUE             | DATE             |
|------------------|------|--|-------|------|-------------|--------------|------------------------------------|-------------------|------------------|
| <b>Notes (*)</b> |      |  |       |      | <b>EGY</b>  | <b>21.31</b> | <b>Mustafa Amir Ahmed Torrance</b> |                   | <b>15 Apr 17</b> |
| LBN              |      | Hanna opted for Canada in 2015   |       |      | ERI         | 10.83        | Tedros Tekie                       | Asmara            | 1-3 Jul 16       |
| NZL              |      | 16.22 Phil Wood Edmonton 2 Aug 78 - an Australian temporarily resident in New Zealand  |       |      | ESA         | 16.47        | Jaime G. Comandari                 | Cd. de México     | 19 Jun 99        |
| PUR              |      | 17.17 Allen Simms Los Angeles 26 Apr 04 - as a US citizen  |       |      | ESP         | 21.47        | Manuel Martínez                    | Salamanca         | 10 Jul 02        |
| PYF              |      | 15.44 Didier Baddouin Pirae 17 Feb 89 - officially ratified, but Baddouin is from Guadeloupe and therefore ineligible for French Polynesia |       |      | EST         | 20.53        | Heino Sild                         | Budapest          | 11 Jun 79        |
|                  |      |  |       |      | ETH         | 15.98        | Samuel Kassaye                     | Addis Ababa       | Feb 76           |
|                  |      |  |       |      | FIJ         | 15.78        | Mustafa Fall                       | Port Moresby      | 17 Jul 15        |
|                  |      |  |       |      | FIN‡        | 21.69        | Reijo Ståhlberg                    | Fresno            | 5 May 79         |
|                  |      |  |       |      | FRA         | 20.72        | Yves Niaré                         | Versailles        | 18 May 08        |
|                  |      |  |       |      | FSM         | 12.68        | Rams Ramngen                       | Abay              | 26 Jul 01        |
|                  |      |  |       |      | GAB‡        | 16.02        | Mvé Luccioni Siegfried             | Aubagne           | 16 Jul 16        |
|                  |      |  |       |      | GAM         | 12.62        | Ismaila Kah                        | Banjul            | 31 Jul 93        |
|                  |      |  |       |      | GBR*        | 21.68        | Geoff Capes                        | Cwmbrân           | 18 May 80        |
|                  |      |  |       |      | <b>GBS‡</b> | <b>15.15</b> | <b>Otoniel Badjana</b>             | <b>Lisboa</b>     | <b>17 Jun 17</b> |
|                  |      |  |       |      | GEO*        | 20.40        | Tariel Bitsadze                    | Sochi             | 27 May 89        |
|                  |      |  |       |      | GEQ         | 12.53        | Benitu Alu                         | Malabo            | 17 Jun 95        |
|                  |      |  |       |      | GER         | 23.06        | Ulf Timmermann                     | Khaniá            | 22 May 88        |
|                  |      |  |       |      | GHA         | 17.97        | Kwabena Keene                      | Charlottesville   | 20 Apr 12        |
|                  |      |  |       |      | GIB         | 12.30        | Stanley Olivero                    | Gibraltar         | 21 Jun 86        |
|                  |      |  |       |      | GRE         | 20.74        | Dimitrios Koutsoukis               | Dráma             | 16 Jul 89        |
|                  |      |  |       |      | GRN         | 17.26        | Walt Williams                      | Monroe            | 28 Apr 07        |
|                  |      |  |       |      | GUA         | 16.61        | Edson Haroldo Monzón               | La Jolla          | 1 May 04         |
|                  |      |  |       |      | GUI         | 12.68        | Fodé Sidibé                        | Conakry           | 27 May 88        |
|                  |      |  |       |      | GUM         | 14.63        | Rene Delamar                       | Santa Rita        | 9 Jun 99         |
|                  |      |  |       |      | GUY‡        | 17.17        | Patrick Harding                    | Tuscaloosa        | 25 Mar 01        |
|                  |      |  |       |      | HAI         | 16.33        | Anderson Novalin                   | Slippery Rock     | 6 May 16         |
|                  |      |  |       |      | HKG         | 15.70        | Chiu Lap San                       | Hongkong          | 12 Dec 10        |
|                  |      |  |       |      | HON         | 15.16        | Juan José Álvarez                  | Tegucigalpa       | 10 Mar 12        |
|                  |      |  |       |      | HUN‡        | 20.56        | Szilárd Kiss                       | Debrecen          | 26 Jul 02        |
|                  |      |  |       |      | INA         | 16.87        | Sukraj Singh                       | Jakarta           | 1 Jul 99         |
|                  |      |  |       |      | IND         | 20.69        | Om Prakash Singh                   | Szombathely       | 12 May 12        |
|                  |      |  |       |      | IRI         | 20.05        | Amin Nikfar                        | Toronto           | 13 Jul 11        |
|                  |      |  |       |      | IRL         | 20.04        | Paul Quirke                        | New York          | 7 Jul 92         |
|                  |      |  |       |      | IRQ         | 18.30        | Khaled Mohammed Wajih              | Baghdad           | 21 Aug 89        |
|                  |      |  |       |      | ISL         | 21.26        | Pétur Gudmundsson                  | Mosfellsbær       | 10 Nov 90        |
|                  |      |  |       |      | ISR         | 19.09        | Igor Avrunin                       | Athína            | 22 Jun 91        |
|                  |      |  |       |      | ISV         | 12.49        | Darren Giddings                    | Arkansas City     | 22 Apr 04        |
|                  |      |  |       |      | ITA         | 22.91        | Alessandro Andrei                  | Viareggio         | 12 Aug 87        |
|                  |      |  |       |      | IVB         | 20.00        | Eldred Henry                       | Glendale          | 21 Feb 15        |
|                  |      |  |       |      | JAM         | 21.69        | O'Dayne Richards                   | Toronto           | 21 Jul 15        |
|                  |      |  |       |      |             | 21.69        | O'Dayne Richards                   | Beijing           | 23 Aug 15        |
|                  |      |  |       |      | JOR         | 18.33        | Musab Al-Momani                    | Amman             | 12 Oct 12        |
|                  |      |  |       |      | JPN         | 18.78        | Satoshi Hatase                     | Niigita           | 28 Jun 15        |
|                  |      |  |       |      | KAZ*        | 20.49        | Sergey Rubtsov                     | Moskva            | 12 Jun 92        |
|                  |      |  |       |      | KEN         | 18.19        | Robert Welikhe                     | Nairobi           | 6 Oct 89         |
|                  |      |  |       |      | KGZ         | 17.44        | Konstantin Gavrilov                | Frunze            | 20 Jun 84        |
|                  |      |  |       |      | KIR         | 13.77        | Raobu Tarawa                       | Nikao             | 25 Sep 09        |
|                  |      |  |       |      | KOR         | 19.49        | Jung Il-Woo                        | Sapporo           | 12 Jul 15        |
|                  |      |  |       |      | KOS         | 14.87        | Sejdi Blakaj                       | Mitrovicë         | 5 Jul 87         |
|                  |      |  |       |      | KSA         | 21.13        | Sultan Abdulmajid Al-Hebshi        | Doha              | 8 May 09         |
|                  |      |  |       |      | KUW         | 19.54        | Mohd Meshari Surour Saad           | Kuala Lumpur      | 30 Sep 16        |
|                  |      |  |       |      | LAO         | 12.82        | Siphoum Phongphiw                  | Oudomxay          | 12 Dec 14        |
|                  |      |  |       |      | LAT         | 21.74        | Jānis Bojārs                       | Riga              | 14 Jul 84        |
|                  |      |  |       |      | LBA         | 17.18        | Omar Musa Mejbari                  | Tripoli           | 1 Aug 71         |
|                  |      |  |       |      | LBN*        | 18.00        | Chris Saikalis                     | Allendale         | 13 May 16        |
|                  |      |  |       |      | LBR         | 16.86        | Jangy Addy                         | Atlanta           | 29 Mar 08        |
|                  |      |  |       |      | LCA         | 14.57        | Akeem Herbert                      | Castries          | 16 Jun 02        |
|                  |      |  |       |      | LES         | 11.82        | Matete Matete                      | Teyateyaneng      | 11 May 87        |
|                  |      |  |       |      | LIE         | 14.09        | Stefan Kaufmann                    | Gisingen          | 29 Apr 01        |
|                  |      |  |       |      | LTU         | 21.10        | Donatas Stukonis                   | Kaunas            | 20 Jul 85        |
|                  |      |  |       |      | <b>LUX‡</b> | <b>20.18</b> | <b>Bob Bertemes</b>                | <b>Las Palmas</b> | <b>12 Mar 17</b> |
|                  |      |  |       |      | MAC         | 14.70        | Hou Fei                            | Shanghai          | 22 May 11        |
|                  |      |  |       |      | MAD         | 14.20        | Ignace Alssabano Djhostone         | Antananarivo      | 24 Jun 07        |
|                  |      |  |       |      | MAR         | 20.45        | Lahcen Sam-Sam Akka                | San Jose          | 6 May 72         |
|                  |      |  |       |      | MAS         | 17.53        | Adi Alifuddin Hussin               | Palembang         | 13 Nov 11        |
|                  |      |  |       |      | MAW         | 14.90        | Brian Ngoma                        | Harare            | 1 Jul 01         |
|                  |      |  |       |      | MDA         | 20.64        | Ivan Emelianov                     | Chişinău          | 29 May 11        |
|                  |      |  |       |      | MDV*        | 11.02        | Hassan Shammon                     | Malé              | 1 Oct 15         |
|                  |      |  |       |      | MEX         | 20.35        | Stephen Sáenz                      | San Diego         | 26 Apr 14        |

**Shot Put**

|            |              |                          |                           |                  |
|------------|--------------|--------------------------|---------------------------|------------------|
| AFG        | 14.90        | Noorullah Osmani         | Kaboul                    | 16 Oct 16        |
| AIA        | 8.99         | Tashim Fleming           | The Valley                | 14 Feb 15        |
| ALB        | 18.90        | Adriatik Hoxha           | Szombathely               | 19 Jun 13        |
| ALG        | 19.07        | Jean-Marie Djébaïli      | St. Maur                  | 2 Jun 76         |
| AND        | 13.62        | Ángel Moreno             | Barcelona                 | 17 Feb 98        |
| ANG        | 14.58        | Hugo Pereira             | Luanda                    | 22 Mar 80        |
| ANT        | 15.87        | Edward Byam              | Sennelager                | 6 Jun 69         |
| ARG        | 21.26        | Germán Lauro             | Doha                      | 10 May 13        |
| ARM        | 18.88        | Vardan Hovsepián         | Yerevan                   | 28 Nov 60        |
| ARU        | 13.60        | Shane Nedd               | Willemstad                | 8 Jun 07         |
| ASA        | 15.09        | Danny Pritchard          | Apia                      | 15 Sep 83        |
| AUS        | 21.26        | Scott Martin             | Melbourne                 | 21 Feb 08        |
| AUT‡       | 20.79        | Klaus Bodenmüller        | Linz                      | 13 Jun 87        |
| AZE        | 17.28        | Zaur Sadikhov            | Baku                      | 12 Nov 61        |
| BAH        | 18.35        | Bradley Cooper           | Guadalajara               | 15 Jun 79        |
| BAN        | 14.25        | Mozaffar Hossain         | Dhaka                     | 25 Sep 98        |
| BAR‡       | 17.45        | Tristan Whitehall        | El Dorado                 | 2 May 15         |
| BDI        | 13.24        | Nelly Claude Nsengiyumva | Ngozi                     | 5-7 Sep 14       |
| BEL        | 19.34        | Georges Schroeder        | Bruxelles                 | 30 May 76        |
| BEN        | 15.90        | Romainio Houndéladjí     | Porto Novo                | 22 May 09        |
| BER        | 14.18        | Charles Trott            | Hamilton                  | 22 Jun 62        |
| BHU        | 12.48        | Phaba Namgay             | Thimphu                   | 2 Oct 98         |
| BIH        | 21.11        | Zlatan Saračević         | Zagreb                    | 16 Jun 84        |
| BIZ        | 14.49        | Khambrell Gómez          | Compton                   | 27 Apr 12        |
| BLR*       | 22.09        | Sergey Kasnauskas        | Staikei                   | 23 Aug 84        |
| BOL        | 19.11        | Aldo González            | Santa Cruz                | 11 Jun 16        |
| BOT        | 13.75        | Omphile Phokoje          | Gaborone                  | 31 May 15        |
| <b>BRA</b> | <b>21.82</b> | <b>Darlan Romani</b>     | <b>São Bernardo</b>       | <b>3 Jun 17</b>  |
| BRN        | 16.50        | Ali Mohamed Al-Saad      | Jakarta                   | 25 Sep 85        |
| BRU        | 15.43        | Lim Chee Wee             | B. S. Begawan             | 9 Aug 99         |
| BUL        | 21.09        | Georgi Ivanov            | Ústi nad Labem            | 20 Jul 13        |
| BUR        | 16.12        | Timothée Lingani         | Ouagadougou               | 21 Jul 15        |
|            | 16.12        | Timothée Lingani         | Brazzaville               | 14 Sep 15        |
| CAF        | 14.44        | Mickaël Conjunjo         | Clermont-Ferrand          | 12 May 94        |
| CAM        | 13.45        | Mao Yon                  | Phnom Penh                | 4 Aug 67         |
| CAN        | 22.21        | Dylan Armstrong          | Calgary                   | 25 Jun 11        |
| CAY        | 13.89        | Jonathan Frederick       | George Town               | 25 Jun 16        |
| CGO        | 21.20        | Frank Elemba             | Río de Janeiro            | 18 Aug 16        |
| CHA        | 14.75        | Fabien Simkadi           | N'Djamena                 | Dec 70           |
| CHI        | 21.14        | Marco Verni              | Santiago/CHI              | 29 Jul 04        |
| CHN        | 20.41        | Zhang Jun                | Hongkong                  | 11 Dec 09        |
| CIV        | 17.89        | Martin Mélagne           | Nairobi                   | 9 Aug 87         |
| CMR        | 17.07        | Quentin Soné Ehawa       | Aulnay-sous-Bois          | 18 May 97        |
| COD        | 15.05        | Kaoto                    | Kisangani                 | 5 Jun 76         |
| COK        | 13.85        | Mau George               | Nikao                     | 25 Sep 09        |
| COL        | 19.53        | Eder César Moreno        | Santander de Quilichao    | 17 Nov 12        |
| COM        | 12.78        | Nourdine Mohamed         | Mutsamudu                 | 15 Jun 14        |
| CPV‡       | 11.96        | José Rosa                | Rio Maior                 | 7 May 11         |
| CRC        | 15.80        | Roberto Sawyers          | Ponce                     | 15 Apr 11        |
| <b>CRO</b> | <b>21.48</b> | <b>Stipe Žunic</b>       | <b>Slovenska Bistrica</b> | <b>27 May 17</b> |
| CUB        | 20.78        | Alexis Paumier           | La Habana                 | 29 Jul 00        |
| CYP        | 19.84        | Loucas Louca             | Athína                    | 9 Apr 75         |
| <b>CZE</b> | <b>22.01</b> | <b>Tomáš Stanek</b>      | <b>Schönebeck</b>         | <b>2 Jun 17</b>  |
| DEN‡       | 21.61        | Joachim Olsen            | København                 | 13 Jun 07        |
| DJI        | 12.00        | Assoweh Aboubaker        | Djibouti                  | 11 Nov 99        |
| DMA        | 19.87        | Dillon Simon             | Charlottesville           | 18 Apr 15        |
| DOM        | 16.86        | Juan de la Cruz          | San Germán                | 10 Apr 86        |
| ECU        | 17.76        | Santiago Espín           | Santiago/CHI              | 8 Apr 16         |

| COUNTRY     | MARK          | NAME                      | VENUE                | DATE             | COUNTRY  | MARK  | NAME                     | VENUE           | DATE            |
|-------------|---------------|---------------------------|----------------------|------------------|--|---|--------------------------|-----------------|-----------------|
| MGL         | 17.80         | Dashdende Makhshiri       | Irkutsk              | 30 May 98        | TOG  | 17.98   | Yao Adantor              | Durban          | 22 Jun 16       |
| MHL         | 12.70         | Rais Aho                  | Kolonia              | 26 Jul 02        | TPE  | 20.58   | Chang Ming-Huang         | Athens, GA      | 19 Aug 11       |
| MKD         | 16.01         | Saso Ilov                 | Skopje               | 28 Jun 98        | TTO  | 19.96   | Akeem Stewart            | Bacolet         | 19 Jun 16       |
| MLI         | 18.04         | Namakoro Niaré            | Louvain              | 24 Aug 71        | TUN  | 18.51   | Mohamed Meddeb           | Radès           | 8 Jul 06        |
| <b>MLT</b>  | <b>15.32</b>  | <b>Lawrence Ransley</b>   | <b>Marsa</b>         | <b>14 May 17</b> | TUR  | 20.42   | Hüseyin Atıcı            | Ankara          | 5 Jun 12        |
| <b>MNE</b>  | <b>19.85</b>  | <b>Tomaš Đurović</b>      | <b>Bar</b>           | <b>1 May 17</b>  | TUV  | 13.55   | Fakapelu Sileti          | Funafuti        | 11              |
| MNT         | 13.51         | Bruce Farara              | Basseterre           | 2 Jun 74         | UAE  | 17.52   | Ahmed Ali Hassan Mohamed | Dubai           | 12 Dec 12       |
| MON         | 11.67         | Gaston Médecin            | Amsterdam            | 3 Aug 28         | UGA  | 15.76   | Yovan Ochola             | Colombo         | 4 Nov 62        |
| MOZ         | 14.24         | Emílio Tembe              | Maputo               | 26 Jun 83        | UKR†   | 21.81   | Yuriy Belonog            | Kyiv            | 3 Jul 03        |
| <b>MRI</b>  | <b>17.62</b>  | <b>Bernard Baptiste</b>   | <b>Sarreguemines</b> | <b>7 May 17</b>  | URU  | 15.54   | Oscar Gadea              | Montevideo      | 12 Sep 87       |
| MTN         | 14.20         | Abdoulaye Diagana         | Nouakchott           | 04               | USA  | 23.12   | Randy Barnes             | Los Angeles (W) | 20 May 90       |
| MYA         | 14.80         | Saw Sarla Wla             | Rangoon              | 8 Apr 73         | UZB  | 20.81   | Grigoriy Skorikov        | Tashkent        | 24 May 83       |
| NAM         | 17.10         | Derreck Wiggill           | Bloemfontein         | 19 Apr 69        | VAN  | 14.27   | Georges Laurence         | Port Vila       | 27 Jun 80       |
| NCA         | 15.13         | Iván Turcios              | Managua              | 17 Jun 78        | VEN  | 20.01   | Yojer Medina             | Maracaibo       | 26 Aug 00       |
| NED         | 21.62         | Rutger Smith              | Leiden               | 10 Jun 06        | VIE  | 15.65   | Tran Minh Tuan           | Ho Chi Minh     | 9 Oct 15        |
| NEP         | 13.92         | Ujr Singh Bista           | Kathmandu            | 26 Sep 99        | VIN  | 18.57   | Adonson Shallow          | Greensboro      | 28 May 10       |
| NFI         | 13.67         | Brentt Jones              | Middlegate           | 10 Jan 99        | YEM  | 13.18   | Atiq Mohamed Nasir       | Sana'a          | 23-26 Apr 10    |
| NGR         | 21.76         | Stephen Mozia             | Usti nad Labem       | 19 Jul 16        | ZAM  | 13.73   | Vincent Kaposha          | Kabwe           | 98              |
| NIG         | 13.24         | Lawali Gamji              | Bamako               | 3 May 80         | ZIM  | 15.90   | Addison Dale             | Salisbury       | 19 Jan 69       |
| NMI         | 14.47         | Faaea Talalemotu          | Townsville           | 29 Nov 96        | <i>Alternative outdoor best for federation ratifying indoor mark as absolute records (i)</i> |   |                          |                 |                 |
| NOR         | 21.22         | Lars Arvid Nilsen         | Indianapolis         | 6 Jun 86         | POL  | 21.95   | Tomasz Majewski          | Stockholm       | 30 Jul 09       |
| NRU         | 14.28         | A-One Tannang             | Aiwo                 | 17 May 11        | <i>Superior indoor bests not ratified by federation as absolute records (‡)</i>              |   |                          |                 |                 |
| NZL         | 22.21         | Tom Walsh                 | Zagreb               | 5 Sep 16         | AUT  | 21.03   | Klaus Bodenmüller        | Glasgow         | 3 Mar 90        |
| OMA         | 15.50         | Khamis Said Al-Qasbi      | Doha                 | 8 Apr 13         | BAR  | 18.08   | Tristan Whitehall        | Baton Rouge     | 9 Jan 16        |
| PAK         | 18.25         | Ghufrain Hussain          | Karachi              | 21 May 00        | CPV  | 12.58   | José Rosa                | Pombal          | 26 Feb 11       |
| PAN         | 15.81         | Guillermo Morrison        | Colorado Springs     | 18 May 02        | DEN  | 21.63   | Joachim Olsen            | Tallinn         | 25 Feb 04       |
| PAR         | 18.31         | Ramón Jiménez Gaona       | Los Angeles (W)      | 28 Mar 92        | FIN  | 22.09   | Mika Halvari             | Tampere         | 7 Feb 00        |
| PER         | 20.02         | Michael Putman            | Miami                | 9 Jun 13         | GAB  | 16.27   | Mvé Luccioni Siegfried   | Val-de-Reuil    | 2 Dec 16        |
| PHI*        | 16.74         | Eliezer Sunang            | Bangkok              | 5 Sep 13         | <b>GBS</b>   | <b>15.94</b>  | <b>Otoniel Badjana</b>   | <b>Pombal</b>   | <b>4 Feb 17</b> |
| PLE         | 14.93         | Mo'een Al Shaer           | Gaza                 | 28 Oct 99        | GUY  | 17.73   | Patrick Harding          | Syracuse        | 18 Feb 01       |
| PLW         | 14.30         | Jersey Iyar               | Koror                | 11 Jul 01        | HUN  | 20.81   | Zsolt Biber              | Budapest        | 15 Feb 04       |
| PNG         | 15.15         | De'bono Paraka            | Port Moresby         | 19 Jun 15        | LUX  | 20.56   | Bob Bertemes             | Praha           | 5 Mar 15        |
| <b>POL</b>  | <b>21.97i</b> | <b>Konrad Bukowiecki</b>  | <b>Beograd</b>       | <b>4 Mar 17</b>  | PYF  | 20.10   | Tumatai Dauphin          | Aubière         | 21 Feb 15       |
| <b>POR</b>  | <b>21.56</b>  | <b>Tsanko Arnaudov</b>    | <b>Vaasa</b>         | <b>24 Jun 17</b> | SRI  | 17.75   | Charith Kapukotuwa       | Winston-Salem   | 15 Mar 14       |
| PRK         | 15.79         | Kim Hak Chol              | Pyongyang            | 24 Apr 92        | STP  | 13.10   | Hedson Trindade          | Pombal          | 6 Jan 08        |
| PUR         | 20.22         | Chris Merced              | Irvine               | 28 May 00        | SVK  | 21.57   | Mikulás Trnópka          | Birmingham      | 2 Mar 07        |
| PYF‡        | 19.82         | Tumatai Dauphin           | Grenoble             | 10 Jun 15        | UKR  | 21.83   | Aleksandr Bagach         | Brovary         | 21 Feb 99       |
| QAT         | 20.54         | Khaled Habash Al-Suwaidi  | Staiki               | 25 Jun 05        | <b>Notes (*)</b>   |   |                          |                 |                 |
| ROU         | 21.06         | Andrei Gag                | Cluj-Napoca          | 16 Jul 16        | BLR  | 22.10 Andrei Miknevich Minsk 11 Aug 11 - subsequently annulled for doping violation             |                          |                 |                 |
| RSA         | 21.97         | Janus Robberts            | Eugene               | 2 Jun 01         | GBR  | 21.92 Carl Myerscough Sacramento 13 Jun 03 - not ratified by federation                         |                          |                 |                 |
| RUS         | 22.24         | Sergey Smirnov            | Tallinn              | 21 Jun 86        | GEO  | Benik Abramyan 20.54 Almaty 24 May 16 & 20.53 Artashat 14 May 16 - questionable                 |                          |                 |                 |
| RWA         | 14.05         | François Rwéma            | Valbonne             | 29 Jul 81        | KAZ  | 20.51i Ivan Ivanov Ust-Kamenogorsk 30 Jan 16 - questionable                                     |                          |                 |                 |
| SAM         | 19.46         | Emanuele Fuamatu          | Melbourne            | 3 Mar 12         | LBN  | 18.43 Chris Saikal Rochester 16 Apr 16 - as a US citizen and before he was eligible for Lebanon |                          |                 |                 |
| SEN         | 16.44         | Laminé Badji              | Al-Qâhira            | 28 Aug 82        | MDV  | 20.80 Ivan Emelianov Onesti 14 May 16 - questionable  |                          |                 |                 |
| SEY         | 15.56         | Selwyn Beauchamp          | Victoria/SEY         | 8 Mar 08         | PHI  | 17.88 Stuart Caleb Davis 16 May 14 - as a US citizen and before he opted for the Philippines    |                          |                 |                 |
| SGP*        | 17.44         | Dong Enxin                | Manila               | 23 Sep 03        | SGP  | 17.48 Dong Enxin Manila 19 May 01 - as a Chinese citizen  |                          |                 |                 |
| SKN         | 15.21         | Dion Warde                | Basseterre           | 8 Feb 15         | <b>Discus Throw</b>  |   |                          |                 |                 |
| SLE         | 16.01         | Tony Soalla-Bell          | Manchester           | 30 Jul 02        | AFG  | 39.90   | Abdoul Hakim             | Kaboul          | 41              |
| SLO         | 20.76         | Miroslav Vodovnik         | Thessaloniki         | 17 Jun 06        | AIA  | 35.39   | Andre Samuel             | Cobleskill      | 27 Apr 02       |
| SMR         | 13.56         | Danilo Ranocchini         | San Marino           | 16 Jun 75        | ALB  | 53.66   | Dhimitraq Çepa           | Elbasani        | 18 Jun 96       |
| SOL         | 13.49         | Michael Meone             | Honiara              | 71               | ALG  | 56.45   | Abdelmoumen Bourakba     | Alger           | 2 Jul 11        |
| SOM         | 12.78         | Abdi Omar Koshinga        | Mogadiscio           | Oct 83           | AND  | 48.74   | Ángel Moreno             | Barcelona       | 30 Jul 00       |
| SRB         | 21.77         | Dragan Perić              | Bar                  | 25 Apr 98        | ANG  | 49.72   | António Réais            | Luanda          | 23 Feb 91       |
| <b>SRI‡</b> | <b>17.55</b>  | <b>Charith Kapukotuwa</b> | <b>Diyagama</b>      | <b>1 Jun 17</b>  | ANT  | 42.79   | Henry Greaux             | Kingston        | 24 Jul 60       |
| STP‡        | 13.07         | Hedson Trindade           | Coimbra              | 2 Jul 08         | ARG  | 66.32   | Jorge Balliengo          | Rosário         | 15 Apr 06       |
| SUD         | 14.89         | Ahmed Duraïd              | Freiburg             | 28 May 88        | ARM  | 60.12   | Gennadiy Barsegian       | Moskva          | 15 Jun 90       |
| SUI         | 22.75         | Werner Günthör            | Bern                 | 23 Aug 88        | ARU  | 32.16   | Freddy Burgos            | Amstelveen      | 26 Sep 88       |
| SUR         | 16.05         | Henry Borger              | Paramaribo           | 15 Feb 69        | ASA  | 50.17   | Frederick Morgan         | San Diego       | Aug 90          |
| SVK‡        | 20.87         | Milan Haborák             | Turnov               | 23 May 04        | AUS  | 68.20   | Benn Harradine           | Townsville      | 10 May 13       |
| SWE         | 21.33         | Hans Höglund              | Provo                | 6 Jun 75         |  |   |                          |                 |                 |
| SWZ         | 14.70         | Dumisani Fakudze          | Mbabane              | 6 Nov 04         |  |   |                          |                 |                 |
| SYR         | 17.10         | Musab Esheb               | Latakia              | 10/11 Sep 12     |  |   |                          |                 |                 |
| TAN         | 15.47         | Mohamed Ibrahim           | Dar-es-Salaam        | 11/12 Jun 16     |  |   |                          |                 |                 |
| TGA         | 15.84         | Sanitesi Latu             | Avarua               | 3 Aug 85         |  |   |                          |                 |                 |
| THA         | 18.20         | Chatchawal Polyemg        | Bangkok              | 28 Apr 09        |  |   |                          |                 |                 |
| TJK         | 18.50         | Dzhumanazar Abbasov       | Tashkent             | 8 May 79         |  |   |                          |                 |                 |
| TKM         | 17.19         | Tejen Hommadov            | Ashkhabad            | 22 May 13        |  |   |                          |                 |                 |
| TKS         | 12.52         | Michael Fulford           | Cockburn Town        | 31 Mar 86        |  |   |                          |                 |                 |
| TLS         | 11.03         | I. Nyiman Sukesna         | Jakarta              | Sep 81           |  |   |                          |                 |                 |

| COUNTRY    | MARK         | NAME                      | VENUE                  | DATE              | COUNTRY    | MARK         | NAME                              | VENUE            | DATE                |
|------------|--------------|---------------------------|------------------------|-------------------|------------|--------------|-----------------------------------|------------------|---------------------|
| AUT        | 67.24        | Lukas Weissshaidinger     | Schwechat              | 1 Aug 15          | HAI        | 45.41        | Anderson Novalin                  | Shippensburg     | 30 Apr 16           |
| AZE*       | 56.86        | Rauf Tarzumanov           | Baku                   | 19 Jun 82         | HKG        | 46.16        | Chiu Lap San                      | Kaohsiung        | 27 May 11           |
| BAH        | 67.10        | Bradley Cooper            | Nassau                 | 14 Jun 86         | HON        | 52.60        | Winston Campbell                  | Managua          | 9 Apr 14            |
| BAN        | 44.98        | Azharul Islam             | Dhaka                  | 6 Feb 10          | HUN        | 71.70        | Róbert Fazekas                    | Szombathely      | 14 Jul 02           |
| <b>BAR</b> | <b>55.61</b> | <b>Tristan Whitehall</b>  | <b>Lake Charles</b>    | <b>8 Apr 17</b>   | INA        | 52.95        | Hermanto                          | Jakarta          | 1 Jul 11            |
| BDI        | 41.93        | Domitien Nsabimana        | Bujumbura              | 31 Jul 88         | IND        | 66.28        | Vikas Gowda                       | Norman           | 12 Apr 12           |
| BEL        | 67.26        | Philip Milanov            | Doha                   | 6 May 16          | IRI        | 69.32        | Ehsan Hadadi                      | Tallinn          | 3 Jun 08            |
| BEN        | 43.26        | Romainio Houndéladji      | Porto Novo             | 27 Dec 15         | IRL        | 67.89        | Nick Sweeney                      | Helsingborg      | 4 Sep 98            |
| BER        | 45.14        | Dilton Woodley            | Hamilton               | 25 Mar 79         | <b>IRQ</b> | <b>60.89</b> | <b>Mustapha Kadhem Dagher</b>     | <b>Baku</b>      | <b>16 May 17</b>    |
| BHU        | 39.00        | Tamyang Tashi             | Phuntsholing           | 21 Jan 03         | ISL        | 67.64        | Vésteinn Hafsteinsson             | Selfoss          | 31 May 89           |
| BIH        | 63.50        | Dragan Mustapić           | Gorizia                | 6 May 90          | ISR        | 62.24        | Igor Avrunin                      | Tel Aviv         | 1 Jun 91            |
| BIZ        | 41.11        | Khambrell Gómez           | Norwalk                | 16 Apr 11         | ISV        | 33.18        | Leroy Merchant                    | Fort-de-France   | 3 Apr 83            |
| BLR        | 69.44        | Georgiy Kolnootchenko     | Indianapolis           | 3 Jul 82          | ITA        | 67.62        | Marco Martino                     | Spoletto         | 28 May 89           |
| BOL        | 52.11        | Dónald Olmos              | Barquisimeto           | 28 Jul 11         | IVB        | 61.90        | Eldred Henry                      | La Jolla         | 26 Apr 14           |
| BOT        | 46.50        | Tonic Taukobong           | Molepolole             | 12 Jun 10         | <b>JAM</b> | <b>68.88</b> | <b>Frederick Dacres</b>           | <b>Kingston</b>  | <b>11 Feb 17</b>    |
| BRA        | 65.55        | Ronald Odar de Ol. Julião | La Jolla               | 27 Apr 13         | JOR        | 62.64        | Musab Al-Momani                   | Amman            | 11 Oct 12           |
| BRN        | 51.02        | Saad Sultan Salmin        | Alger                  | 7 Jul 87          | JPN        | 60.22        | Kiyotaka Kawasaki                 | Shizuoka         | 22 Apr 79           |
| BRU        | 44.80        | Aziz Al-Ukbar Badaruddin  | B. S. Begawan          | 1 Nov 98          | KAZ*       | 60.30        | Vitaliy Zhuk                      | Alma Ata         | 26 Apr 75           |
| BUL        | 67.82        | Velko Velev               | Riga                   | 15 Aug 78         | KEN        | 56.08        | James Nyambureti                  | Nairobi          | 23 Jul 94           |
| BUR        | 48.15        | Timothée Lingani          | Ouagadougou            | 22 Jul 15         | KGZ        | 59.60        | Nikolay Syskin                    | Frunze           | 12 May 82           |
| CAF        | 63.78        | Mickaël Conjungo          | Sorgues                | 9 Jul 94          | KIR        | 41.86        | Raobu Tarawa                      | Bairiki          | 9 Jul 09            |
| CAM        | 45.90        | Nhem Yeav                 | Phnom Penh             | 16 Aug 69         | KOR        | 59.68        | Choi Jong-Bum                     | Yeosu            | 8 Jun 13            |
| CAN        | 67.88        | Jason Tunks               | Abilene                | 14 May 98         | KOS        | 42.60        | Sejdi Blakaj                      | Prizren          | Jul 87              |
| CAY        | 45.36        | Michael Letterlough       | Orlando                | 30 Apr 05         | KSA        | 65.52        | Sultan Mubarak Al-Dawoodi         | Biała Podlaska   | 18 Jun 16           |
| CGO        | 54.30        | Frank Elemba              | Benslimane             | 16 Apr 16         | KUW        | 63.22        | Essa Mohamed Al-Zankawi           | Manama           | 27 Apr 15           |
| CHA        | 48.80        | Fabien Simkadi            | N'Djamena              | 74                | LAO        | 40.00        | Vilad Tammavong                   | Oudomxay         | 10 Dec 14           |
| CHI        | 60.85        | Maximiliano Alonso        | Hays                   | 18 May 14         | LAT        | 62.00        | Stanislavs Skruļs                 | Gomel            | 26 Aug 75           |
| CHN        | 65.16        | Li Shaojie                | Nanjing                | 7 May 96          | LBA        | 58.16        | Khalifa Ali Maaloui               | Tripoli          | 7 Apr 12            |
| CIV        | 58.16        | Denis Ségui Kragbé        | Barcelona              | 25 Sep 68         | LBN        | 54.15        | Georges Hashem                    | Beyrouth         | 24 Sep 04           |
| CMR        | 54.73        | Xavio Timtchou Talla      | Yaoundé                | 9 Jun 12          | LBR        | 48.14        | Jangy Addy                        | Maputo           | 12 Sep 11           |
| COD        | 44.84        | Honoré Tunda              | Kinshasa               | 15 Sep 60         | LCA        | 45.20        | Ricky Deligny                     | Bridgetown       | 7 Jun 92            |
| COK        | 44.96        | Robert McNabb             | Brisbane               | 14 Feb 99         | LES        | 34.50        | Alfred Mokoyana                   | Durban           | 21 Jun 97           |
| COL        | 65.84        | Mauricio Ortega           | Jablonec               | 1 Jun 16          | LIE        | 43.36        | Oskar Ospelt                      | Basel            | 23 Jul 38           |
| COM        | 37.25        | Kamal Abdoul Wahab        | Moroni                 | Jul 66            | LTU        | 73.88        | Virgiljus Alekna                  | Kaunas           | 3 Aug 00            |
| CPV        | 40.64        | José Rosa                 | Luso                   | 12 Jun 11         | LUX        | 53.32        | Hans Habig                        | Schifflange      | 13 Sep 70           |
| CRC        | 53.27        | Roberto Sawyers           | Mayagüez               | 27 Mar 10         | MAC        | 39.65        | Wong Wai Wong                     | Macao            | 1 Nov 05            |
| CRO        | 67.92        | Martin Maric              | Chula Vista            | 17 May 14         | MAD        | 42.24        | Francklin Lahossa                 | Antananarivo     | 14 Aug 93           |
| CUB        | 71.06        | Luis M. Delís             | La Habana              | 21 May 83         | MAR        | 59.37        | Nabil Kiram                       | Oujda            | 24 Jun 07           |
| CYP        | 65.69        | Apostolos Parellis        | Iráklio                | 28 May 16         | <b>MAS</b> | <b>62.55</b> | <b>Mohd Irfan Shamsuddin Linz</b> | <b>25 May 17</b> |                     |
| CZE        | 71.26        | Imrich Bugár              | San Jose               | 25 May 85         | MAW        | 42.14        | Wilfred Ngwenya-Mwalwanda         | Mangula          | 22 Jan 72           |
| DEN        | 61.30        | Steen Hedegård            | København (T)          | 30 Aug 77         | MDA        | 65.46        | Georgiy Zelentsov                 | Yerevan          | 19 Oct 80           |
| DMA        | 60.13        | Dillon Simon              | Winston-Salem          | 21 Mar 15         | MDV        | 32.30        | Hassan Shammon                    | Malé             | 24 Oct 14           |
| DOM        | 58.09        | Juan Infante              | Ponce                  | 9 Jul 11          | MEX        | 63.35        | Mario Cota                        | Chula Vista      | 18 Jun 16           |
| ECU        | 57.77        | Juan Caicedo              | Cuenca                 | 27 Mar 16         | MGL        | 60.14        | Dashdendev Makhshiri              | Busan            | 18 May 97           |
| EGY        | 66.58        | Omar El-Ghazaly           | Helsingborg            | 28 Jun 07         | MHL        | 33.93        | Rais Aho                          | Suva             | 7 Jul 03            |
| <b>ERI</b> | <b>31.44</b> | <b>Tedros Tekie</b>       | <b>Asmara</b>          | <b>2/4 Jun 17</b> | MKD        | 49.73        | Ilija Manolev                     | Skopje           | 28 Aug 98           |
| ESA        | 55.54        | Herbert Rodríguez         | Ingelwood              | 28 Jun 91         | MLI        | 62.48        | Namakoro Niaré                    | Kolombes         | 23 Apr 72           |
| ESP        | 69.50        | Mario Pestano             | Santa Cruz de Tenerife | 27 Jul 08         | MLT*       | 48.51        | Luke Farrugia                     | Marsa            | 20 Feb 16           |
| EST        | 73.38        | Gerd Kanter               | Helsingborg            | 4 Sep 06          | MNE        | 64.60        | Danijel Furtula                   | Bar              | 10 Mar 13           |
| ETH        | 45.57        | Samuel Kassaye            | Nairobi                | 28 Aug 70         | MNT        | 34.24        | Eugene Skerritt                   | Plymouth/MNT     | 24 Jul 82           |
| FIJ        | 51.84        | Mesulame Rakuro           | London                 | 4 Aug 58          | MON        | 34.89        | Anthony de Sevelinges             | Aix-en-Provence  | 18 May 08           |
| FIN        | 69.97        | Frantz Kruger             | Helsingborg            | 15 Sep 07         | MOZ        | 46.54        | Emílio Tembe                      | Berlin           | 15 Sep 82           |
| FRA        | 68.90        | Jean-Claude Retel         | Salon-de-Provence      | 17 Jul 02         | MRI        | 55.48        | Elvino Pierre-Louis               | St Denis/REU     | 19 Apr 14           |
| FSM        | 38.15        | Clayton Maliuweligiye     | Koror                  | 4 Aug 10          | MTN        | 45.00        | Samba Sy                          | Nouakchott       | 10 Jul 77           |
| GAB        | 50.21        | Mvé Luccioni Siegfried    | Cesson Sévigné         | 29 Jun 14         | MYA        | 47.84        | Saw Hein Shwe                     | Manila           | 1 Dec 91            |
| GAM        | 36.94        | Dodou Jatta               | Dakar                  | 4 Apr 70          | <b>NAM</b> | <b>45.95</b> | <b>Ryan Williams</b>              | <b>Harare</b>    | <b>10/11 Jun 17</b> |
| GBR        | 68.24        | Lawrence Okoye            | Halle                  | 19 May 12         | NCA        | 48.63        | Armando Mejía                     | Managua          | 14 Feb 71           |
| GBS        | 46.54        | Otoniel Badjana           | Leiria                 | 24 Jul 16         | NED        | 68.12        | Erik de Bruin                     | Sneek            | 1 Apr 91            |
| GEO        | 63.10        | Guram Gudashvili          | Tbilisi                | 1 Sep 68          | NEP        | 40.68        | Chabi Ram Shrestha                | Nepalgunj        | 23 Mar 99           |
| GEQ        | 40.53        | Sérgio Mba Nsono          | Mongomo                | 5 Jul 02          | NFI        | 37.60        | Brentt Jones                      | Middlegate       | 15 Mar 97           |
| GER        | 74.08        | Jürgen Schult             | Neubrandenburg         | 6 Jun 86          | NGR        | 67.80        | Adewale Olukoju                   | Modesto          | 11 May 91           |
| GHA        | 52.98        | Kwabena Keene             | Clemson                | 15 Apr 10         | NIG        | 38.94        | Chaïbou Yahaya                    | Bamako           | 18 May 13           |
| GIB        | 35.34        | Stanley Olivero           |                        | 86                | NMI        | 40.03        | Faaea Talalemotu                  | Koror            | 3 Aug 98            |
| GRE        | 63.18        | Sávvas Panávoglou         | Thessaloníki           | 15 May 02         | NOR        | 69.62        | Knut Hjeltnes                     | San Jose         | 25 May 85           |
| GRN        | 56.92        | Alleyne Lett              | Mesa                   | 29 Apr 04         | NRU        | 38.99        | Joseph Dabana                     | Cairns           | 27 Jun 12           |
| GUA        | 50.49        | Rául Rivera               | Cd. de Guatemala       | 26 Mar 04         | NZL        | 65.03        | Ian Winchester                    | Salinas          | 21 May 02           |
| GUI        | 40.00        | Fodé Sidibé               | Fria                   | 25 Apr 87         | OMA        | 42.26        | Mahmoud Salim Al-Siyabi           | Muscat           | 22 May 01           |
| GUM        | 48.15        | Justin Andre              | Townsville             | 18 Dec 04         | PAK        | 55.10        | Basharat Ali                      | Colombo          | 26 Aug 06           |
| GUY        | 50.44        | Patrick Harding           | Piscataway             | 5 May 01          | PAN        | 50.15        | Guillermo Morrison                | El Paso          | 30 Mar 02           |



| COUNTRY    | MARK         | NAME                      | VENUE             | DATE             | COUNTRY | MARK   | NAME | VENUE | DATE |
|------------|--------------|---------------------------|-------------------|------------------|---------|--|------|-------|------|
| PAR        | 64.30        | Ramón Jiménez Gaona       | Eugene            | 23 May 92        | PLW     | <i>Cooper, though of American Samoa origin, transferred to Palau</i>   |      |       |      |
| PER        | 57.96        | Michael Putman            | Tampa             | 18 Mar 11        | USA     | <i>72.34 Ben Plucknett Stockholm 7 Jul 81 - disqualified by doping test, but ratified by national federation</i> |      |       |      |
| PHI        | 52.10        | Fidel Repizo              | Manila            | 1 Dec 91         |         |  |      |       |      |
| PLE        | 45.50        | Nader Abdul Raheem        | Al-Kuwait         | 6 Nov 79         |         |  |      |       |      |
| PLW*       | 39.32        | Pelefoti Cooper           | San Antonio/NMI   | 10 Jul 90        |         |  |      |       |      |
| PNG        | 50.21        | De'bono Paraka            | Port Moresby      | 23 Apr 16        |         |  |      |       |      |
| POL        | 71.84        | Piotr Małachowski         | Hengelo           | 8 Jun 13         |         |  |      |       |      |
| <b>POR</b> | <b>62.02</b> | <b>Francisco Belo</b>     | <b>Vagos</b>      | <b>11 Jun 17</b> |         |  |      |       |      |
| PRK        | 55.18        | Kim Yong Nam              | Sariwon           | 26 Jun 94        |         |  |      |       |      |
| PUR        | 56.23        | Gabriel Torres            | Mobile            | 14 Apr 12        |         |  |      |       |      |
| PYF        | 57.92        | Jean-Claude Duhazé        | Pirae             | 17 Aug 79        |         |  |      |       |      |
| QAT        | 64.43        | Rashid Al-Dosari          | Colombo           | 12 Aug 02        |         |  |      |       |      |
| ROU        | 68.12        | Iosif Naghi               | Zaragoza          | 22 May 83        |         |  |      |       |      |
| RSA        | 70.32        | Frantz Kruger             | Salon-de-Provence | 26 May 02        |         |  |      |       |      |
| RUS        | 71.86        | Yuriy Dumchev             | Moskva            | 29 May 83        |         |  |      |       |      |
| RWA        | 43.00        | Augustin Kabanda          | Kigali            | 24 May 76        |         |  |      |       |      |
| SAM        | 65.74        | Alexander Rose            | Claremont         | 15 May 16        |         |  |      |       |      |
| SEN        | 56.72        | Ibrahima Guèye            | Dakar             | 7 May 78         |         |  |      |       |      |
| SEY        | 45.36        | Selwyn Beauchamp          | Bambous           | 4 Sep 03         |         |  |      |       |      |
| SGP        | 59.87        | James Wong Tuck Yim       | Wiesbaden         | 8 May 99         |         |  |      |       |      |
| SKN        | 49.96        | Dion Warde                | Baseterre         | 9 May 15         |         |  |      |       |      |
| SLE        | 44.75        | Tony Soalla-Bell          | Manchester        | 26 Jul 02        |         |  |      |       |      |
| SLO        | 64.79        | Igor Primc                | Novo Mesto        | 10 Sep 99        |         |  |      |       |      |
| SMR        | 38.52        | Paolo Santagada           | Ancona            | 10 Jul 02        |         |  |      |       |      |
| SOL        | 41.82        | Ezekiel Rangji            | Honiara           | 20 Mar 99        |         |  |      |       |      |
| SOM        | 33.00        | Abdi Omar Koshinga        | Mogadiscio        | Oct 83           |         |  |      |       |      |
| SRB        | 61.94        | Dragan Perić              | Beograd           | 26 May 91        |         |  |      |       |      |
| SRI        | 53.52        | Gayan U. Jayawardane      | Colombo           | 23 Sep 06        |         |  |      |       |      |
|            | 53.52        | Gayan U. Jayawardane      | Guwahati          | 10 Feb 16        |         |  |      |       |      |
| STP        | 45.48        | Edujose Lima              | Braga             | 13 Jul 14        |         |  |      |       |      |
| SUD        | 48.06        | Ahmed Duraid              | Dortmund          | 14 Aug 88        |         |  |      |       |      |
| SUI        | 64.04        | Christian Erb             | Norden            | 18 Sep 88        |         |  |      |       |      |
| SUR        | 46.02        | Wilfredo Burgos           | St. George's      | 5 Jun 76         |         |  |      |       |      |
| SVK        | 67.20        | Jaroslav Žitňanský        | Beveren           | 18 Aug 02        |         |  |      |       |      |
| <b>SWE</b> | <b>71.29</b> | <b>Daniel Ståhl</b>       | <b>Sollentuna</b> | <b>29 Jun 17</b> |         |  |      |       |      |
| SWZ        | 43.89        | Dumisani Fakudze          | Windhoek          | 27 May 07        |         |  |      |       |      |
| SYR        | 55.90        | Hamid Mansour             | Latakia           | 17/18 Apr 12     |         |  |      |       |      |
| TAN        | 47.50        | Ally Sefu                 | Arusha            | 24 Jul 05        |         |  |      |       |      |
| TGA        | 56.42        | Tevita Puloka             | Arlington         | 4 May 02         |         |  |      |       |      |
| THA        | 55.71        | Vansavang Savatdee        | Hanoi             | 7 Dec 03         |         |  |      |       |      |
| TJK        | 57.86        | Chary Mamedov             | Dushanbe          | 7 May 85         |         |  |      |       |      |
| TKM        | 57.45        | Maksat Mamedov            | Ashkhabad         | 21 May 15        |         |  |      |       |      |
| TKS        | 34.47        | Levard Missick            | Port-of-Spain     | 12 Apr 98        |         |  |      |       |      |
| TOG        | 52.72        | Essouhounamondom Tchallim | Brazzaville       | 13 Sep 15        |         |  |      |       |      |
| TPE        | 58.10        | Wang Yao-Huei             | Hiratsuka         | 20 Jun 10        |         |  |      |       |      |
| TTO        | 59.65        | Quincy Wilson             | Bacolet           | 9 Jul 16         |         |  |      |       |      |
| TUN        | 56.32        | Abderrazak Ben Hassine    | Alger             | 25 Jun 81        |         |  |      |       |      |
| TUR        | 67.50        | Ercüment Olgundeniz       | VR de S. António  | 27 May 12        |         |  |      |       |      |
| TUV        | 36.12        | Fakapelu Sileti           | Funafuti          | 11               |         |  |      |       |      |
| UAE        | 56.26        | Saeed Saber Salem Baiha   | Beyrouth          | 22 Oct 99        |         |  |      |       |      |
| UGA        | 50.98        | Samuel Onyac              | Zanzibar          | 29 May 76        |         |  |      |       |      |
| UKR        | 68.88        | Vladimir Zinchenko        | Dnepropetrovsk    | 16 Jul 88        |         |  |      |       |      |
| URU        | 54.92        | Rodolfo Casanova          | San Carlos        | 14 Apr 12        |         |  |      |       |      |
| USA*       | 71.32        | Ben Plucknett             | Eugene            | 4 Jun 83         |         |  |      |       |      |
| UZB        | 62.46        | Sergey Shchegolov         | Tashkent          | 23 May 80        |         |  |      |       |      |
|            | 62.46        | Roman Poltoratskiy        | Tashkent          | 14 Jun 00        |         |  |      |       |      |
| VAN        | 45.84        | Georges Laurence          | Port Vila         | 7 Sep 82         |         |  |      |       |      |
| VEN        | 57.58        | Jesús Parejo              | Caracas           | 8 May 08         |         |  |      |       |      |
| VIE        | 48.50        | Dao Dang Tieng            | Ho Chi Minh       | 5 Jul 00         |         |  |      |       |      |
| VIN        | 59.77        | Adonson Shallow           | Natchitoches      | 1 May 10         |         |  |      |       |      |
| YEM        | 35.50        | Ahmed Amin Ahmed          | Aden              | 76               |         |  |      |       |      |
| ZAM        | 43.42        | Aron Chiponda             | Luanshya          | 17 Oct 09        |         |  |      |       |      |
| ZIM        | 51.60        | Christopher Pullen        | Brisbane          | 8 Oct 82         |         |  |      |       |      |

## Hammer Throw

|            |              |                            |                    |                  |
|------------|--------------|----------------------------|--------------------|------------------|
| AFG        | 17.44        | Najibullah Najm            | Islamabad          | 5 Apr 04         |
| ALB        | 76.96        | Dorian Çollaku             | Espoo              | 22 Jun 08        |
| ALG        | 74.76        | Hakim Toumi                | Alger              | 8 Aug 98         |
| AND        | 47.77        | Joan Valls                 | Andorra            | 18 Dec 02        |
| ANG        | 52.44        | Jorge Cruz                 | Luanda             | 6 Jun 82         |
| ANT        | 31.82        | Lethan Nelson              | St Louis           | 8 Apr 16         |
| ARG        | 76.42        | Juan Cerra                 | Trieste            | 25 Jul 01        |
| ARM        | 71.48        | Georg Markarian            | Riga               | 2 Jun 84         |
| ARU        | 20.30        | Ericko Pieterella          | San Salvador       | 14 Oct 16        |
| ASA        | 39.40        | Taulagi Sualevai           | Nouméa             | 9 Dec 87         |
| AUS        | 79.29        | Stuart Rendell             | Varaždin           | 6 Jul 02         |
| AUT        | 79.70        | Johann Lindner             | Schwechat          | 24 Jun 87        |
| AZE        | 79.56        | Dmitriy Marshin            | Minsk              | 12 Jun 12        |
| BAH        | 49.64        | Delron Inniss              | Nassau             | 27 May 15        |
| BAN        | 56.54        | Monimul Hoque              | Dhaka              | 22 Dec 92        |
| <b>BAR</b> | <b>52.04</b> | <b>Dequan Lovell</b>       | <b>Bolivar, MO</b> | <b>8 Apr 17</b>  |
| BEL        | 71.76        | Marnix Verheghe            | Obourg             | 24 Sep 89        |
| BEN        | 26.48        | Enock Lokossou             | Bondy              | 22 May 14        |
| BER        | 51.94        | Gabriel Wilkinson          | Nassau             | 10 Jul 05        |
| BIH        | 65.42        | Dražen Goić                | Sarajevo           | 9 Jun 74         |
| BLR*       | 84.90        | Vadim Devyatovskiy         | Staiki             | 21 Jul 05        |
| BOL        | 50.88        | David Bustillo             | Cochabamba         | 19 Jun 05        |
| BOT        | 24.94        | Jeffrey Dambe              | Gaborone           | 25 Jul 87        |
| BRA        | 78.63        | Wagner Carvalho Domingos   | Celje              | 19 Jun 16        |
| BRN        | 62.18        | Rashid Riyadh Al-Ameeri    | Manama             | 10 Jun 92        |
| BRU        | 42.32        | Mohd Hadi Ezlan Abd. Sebad | B. S. Begawan      | 2 Dec 09         |
| BUL        | 82.40        | Plamen Minev               | Plovdiv            | 1 Jun 91         |
| BUR        | 20.72        | Relwendé Kaboré            | Versailles         | 20 May 12        |
| CAF        | 38.96        | Mickaël Conjungo           | Antony             | 26 May 93        |
| CAM        | 45.38        | Chun Sin San               | Phnom Penh         | 17 Aug 69        |
| CAN        | 79.13        | Jim Steacy                 | Lethbridge         | 16 May 08        |
| CAY        | 62.54        | Michael Letterlough        | Kamloops           | 5 Jun 11         |
| CGO        | 42.14        | Maurice Ganougou           | Brazzaville        | 13 Jun 64        |
| <b>CHI</b> | <b>74.41</b> | <b>Humberto Mansilla</b>   | <b>Hassloch</b>    | <b>14 May 17</b> |
| CHN        | 77.04        | Bi Zhong                   | Jianggangshan      | 4 Aug 89         |
| CIV        | 41.88        | Tiékité Somet              | Abidjan            | 25 Mar 72        |
| CMR        | 45.14        | Jean-David Franz           | Obernai            | 24 Apr 05        |
| COK        | 48.92        | Vainga Tonga               | Avarua             | 5 Jun 95         |
| COL        | 67.24        | Eliás Mauricio Díaz        | Medellín           | 31 May 14        |
| CPV        | 34.10        | Roque Semedo               | Funchal            | 23 Jan 16        |
| CRC        | 77.15        | Roberto Sawyers            | Liberec            | 12 Jun 16        |
| CRO        | 80.41        | Andras Haklits             | Marietta           | 29 May 05        |
| CUB        | 78.02        | Roberto Janet              | La Habana          | 28 May 15        |
| CYP        | 75.32        | Constantinos Stathelakos   | Tripoli            | 16 May 15        |
| CZE        | 81.28        | Vladimír Maška             | Pacov              | 25 Sep 99        |
| DEN        | 77.02        | Jan Bielecki               | Bad Köstritz       | 8 Sep 02         |
| DOM*       | 61.60        | Andrés Polemir             | Santo Domingo      | 26 May 84        |
| ECU        | 62.82        | Guillermo Braulío          | Cuenca             | 2 Sep 12         |
| EGY        | 81.27        | Mostafa Al-Gamel           | Al-Qâhira          | 21 Mar 14        |
| ERI        | 14.88        | Hadish Mengstab            | Avignon            | 8 May 11         |
| <b>ESA</b> | <b>58.10</b> | <b>Enrique Martínez</b>    | <b>Monterrey</b>   | <b>16 Jun 17</b> |
| ESP        | 76.71        | Javier Cienfuegos          | Leganés            | 17 Jul 13        |
| EST        | 84.40        | Jüri Tamm                  | Banská Bystrica    | 9 Sep 84         |
| ETH        | 48.16        | Biruk Abraham              | Addis Ababa        | 20-24 Apr 16     |
| <b>FIJ</b> | <b>55.11</b> | <b>Abhineet Ram</b>        | <b>Davis</b>       | <b>15 Apr 17</b> |
| FIN        | 83.30        | Olli-Pekka Karjalainen     | Lahti              | 14 Jul 04        |
| FRA        | 82.38        | Gilles Dupray              | Chelles            | 21 Jun 00        |
| FSM        | 23.76        | James Cook Siugpiyemal     | Susupe             | 28 Jun 06        |
| GAB        | 12.24        | Edouard Mihindou Mihindou  | Talence            | 6 May 06         |
| GBR        | 77.55        | Nick Miller                | Karlstad           | 22 Jul 15        |
| GBS        | 22.68        | Jordão Gomes               | Almada             | 6 Feb 05         |
| GEO        | 78.12        | Iosif Shaverdashvili       | Tbilisi            | 29 Sep 91        |
| GEQ        | 20.70        | Castro Santander Laurel    | Malabo             | 17 Jun 95        |

### Notes (\*)

|     |  |
|-----|--|
| AZE | 57.02 Rauf Tarzumanov 85 - not ratified by federation                                |
| KAZ | Yevgeniy Labutov 65.94 Dushanbe 12 Jun 16 & 62.79 Dushanbe, 28 May 16 - questionable |
| MLT | 49.49 Luke Farrugia Marsa, 17 May 15 - with 1.75Kg implement                         |



| COUNTRY    | MARK         | NAME                          | VENUE                   | DATE             | COUNTRY    | MARK         | NAME                          | VENUE              | DATE             |
|------------|--------------|-------------------------------|-------------------------|------------------|------------|--------------|-------------------------------|--------------------|------------------|
| GER        | 83.40        | Ralf Haber                    | Athina                  | 16 May 88        | PLE        | 40.12        | Zohair Assotary               | Gaza               | 28 Sep 00        |
| GHA        | 50.56        | David Dadzie                  | Delaware, OH            | 19 May 16        | PLW        | 27.31        | Leon Mengloi                  | Koror              | 4 Oct 06         |
| GRE        | 80.45        | Aléxandros Papadimitriou      | Athina                  | 9 Jul 00         | PNG        | 34.68        | Vipi Sejuk                    | Port Vila          | 10 Dec 93        |
| <b>GRN</b> | <b>56.51</b> | <b>Kellon Alexis</b>          | <b>San Marcos</b>       | <b>21 Apr 17</b> | POL        | 83.93        | Pawel Fajdek                  | Szczecin           | 9 Aug 15         |
| <b>GUA</b> | <b>66.50</b> | <b>Diego Berrios</b>          | <b>Cd. de Guatemala</b> | <b>13 May 17</b> | POR        | 76.86        | Vitor Costa                   | Reims              | 21 Jul 04        |
| GUM        | 55.90        | Justin Andre                  | Liberty                 | 4 Apr 09         | PRK        | 61.84        | Kim Jin Hwan                  | Sofia              | 31 May 86        |
| GUY        | 60.98        | Patrice Parris                | Cambridge, MA           | 10 May 85        | <b>PUR</b> | <b>67.06</b> | <b>Alexis Figueroa</b>        | <b>Gurabo</b>      | <b>3 Jun 17</b>  |
| HAI        | 46.01        | Anderson Novalin              | Shippensburg            | 30 Apr 16        | PYF        | 58.10        | Jean-Claude Duhazé            | Pirae              | 5 May 79         |
| HKG        | 65.14        | Lam Wai                       | Taipei                  | 15 May 15        | QAT        | 78.19        | Ashraf Amjad Al-Saifi         | Doha               | 27 Mar 16        |
| HON        | 54.36        | Enrique Reina                 | Tegucigalpa             | 17 Aug 96        | ROU        | 77.60        | Nicolae Bândar                | Bucureşti          | 1 Jun 86         |
| HUN        | 84.19        | Adrián Annus                  | Szombathely             | 10 Aug 03        | RSA        | 80.63        | Chris Harmse                  | Durban             | 15 Apr 05        |
| INA        | 55.96        | Dudung Suhendi                | Jakarta                 | 2 Jul 11         | RUS        | 86.04        | Sergey Litvinov               | Dresden            | 3 Jul 86         |
| IND        | 72.86        | Kamalpreet Singh              | Tucson                  | 21 May 15        | SAM        | 58.66        | Alexander Rose                | Port Moresby       | 15 Jul 15        |
| IRI        | 77.40        | Kaveh Mousavi                 | Zhirovichi              | 8 Jul 16         | SEN        | 52.40        | Adama Camara                  | Dakar (Ngor)       | 30 Jul 06        |
| IRL        | 77.80        | Declan Hegarty                | Walnut                  | 28 Apr 85        | SEY        | 50.59        | Dean William                  | St Denis/REU       | 18 Apr 15        |
| IRQ        | 59.57        | Malek Haithem Maled           | Baghdad                 | 27/28 Mar 15     | SGP        | 58.20        | James Wong Tuck Yim           | Halle              | 7 Apr 99         |
| ISL        | 74.48        | Bergur Ingi Pétursson         | Hafnarfjörður           | 25 May 08        | SKN        | 48.81        | Elvis Williams                | St Charles         | 30 Apr 04        |
| ISR        | 72.00        | Oleksandr Dryhol              | Tel Aviv                | 22 Jun 16        | SLE        | 31.66        | W. Y. Kanu                    | Freetown           | 26 Dec 80        |
| ITA        | 81.64        | Enrico Sgrulletti             | Roma                    | 9 Mar 97         | SLO        | 82.58        | Primož Kozmus                 | Celje              | 2 Sep 09         |
| IVB        | 47.48        | Eldred Henry                  | Hutchinson              | 14 May 15        | SMR        | 38.59        | Massimo Meca                  | Mariano del Friuli | 29 Jun 03        |
| <b>JAM</b> | <b>70.93</b> | <b>Caniggia Raynor</b>        | <b>Kingston</b>         | <b>24 Jun 17</b> | SOM        | 18.31        | Ahmed Yahye                   | Perivale           | 19 May 12        |
| <b>JOR</b> | <b>57.36</b> | <b>Ahmed Amer Hawaftnah</b>   | <b>Doha</b>             | <b>26 Apr 17</b> | <b>SRB</b> | <b>68.22</b> | <b>Stevan Veselinović</b>     | <b>Gainesville</b> | <b>31 Mar 17</b> |
| JPN        | 84.86        | Koji Murofushi                | Praha                   | 29 Jun 03        | SRI        | 52.53        | Charith Kapukotuwa            | Pueblo             | 1 May 15         |
| KAZ        | 77.60        | Vladimir Lesovoy              | Alma Ata                | 27 Jun 77        | STP        | 21.90        | Contâncio Manuel              | São Tomé           | 19 Jun 82        |
| KEN        | 59.90        | Patrick Njoroge               | Nairobi                 | 2 Jul 93         | SUI        | 80.51        | Patric Suter                  | Löffingen          | 17 Sep 03        |
| KGZ        | 72.94        | Nikolay Davydov               | Bishkek                 | 10 Jul 99        | SVK        | 81.81        | Libor Charfreitag             | Praha              | 29 Jun 03        |
| KIR        | 30.90        | Tunia Kaotirake               | Bairiki                 | 21 May 05        | SWE        | 80.14        | Tore Gustafsson               | Lappeenranta       | 4 Jul 89         |
| <b>KOR</b> | <b>73.50</b> | <b>Lee Yun-Chul</b>           | <b>Jeongseon</b>        | <b>24 Jun 17</b> | SWZ        | 25.36        | Dumisani Fakudze              | Harare             | 1 Jul 01         |
| KSA        | 66.95        | Mohamed Hussein Al-Debissi    | Warszawa                | 25 Jun 16        | SYR        | 54.99        | Saleh Satif                   | Latakia            | 4-6 Mar 10       |
| KUW        | 79.74        | Ali Mohamed Al-Zankawi        | Celje                   | 2 Sep 09         | TAN        | 44.77        | Joseph Muhaya                 | Kampala            | 16 Aug 69        |
| LAO        | 42.75        | Bounloth Keoviseo             | Vientiane               | 15 Dec 12        | TGA        | 59.78        | Sanitesi Mataele              | Tucson             | 20 Apr 85        |
| LAT        | 80.14        | Igors Sokolovs                | Riga                    | 30 May 09        | <b>THA</b> | <b>62.97</b> | <b>Kittipong Bunmawan</b>     | <b>Bangkok</b>     | <b>14 Jun 17</b> |
| LBA        | 50.81        | Saleh Al Souei                | Tripoli                 | 17 Jul 92        | TJK        | 83.46        | Andrey Abduvaliev             | Sochi              | 26 May 90        |
| LBN        | 58.41        | Abdallah Chahine Saeed        | Aliso Viejo             | 19 Apr 13        | TKM        | 74.01        | Mergen Mammedov               | Almaty             | 16 Jun 13        |
| LBR        | 46.11        | Dunstan Macauley              | Loughborough            | 4 Jun 64         | TOG        | 48.83        | Yao Adantor                   | Baltimore          | 30 Mar 13        |
| LIE        | 21.15        | Dietmar Feger                 | Alpnach                 | 23 Aug 08        | TPE        | 69.68        | Ho Chin-Hsien                 | Taipei             | 26 May 02        |
| LTU        | 82.24        | Benjamins Viluckis            | Klaipeda                | 24 Aug 86        | TTO        | 55.11        | Emmanuel Stewart              | Baltimore          | 17 Apr 15        |
| LUX        | 70.15        | Jean-Charles De Ridder        | Zoufftgen               | 30 Apr 00        | TUN        | 72.66        | Saber Souid                   | Bambous            | 12 Aug 06        |
| MAC        | 48.68        | Hou Fei                       | Hongkong                | 13 Dec 09        | TUR        | 81.45        | Eşref Apak                    | Istanbul           | 4 Jun 05         |
| MAD        | 39.67        | Germain Bétiá Radera          | Antananarivo            | 7 Aug 99         | <b>UAE</b> | <b>65.44</b> | <b>Mohamed Omar Al-Khatib</b> | <b>Dubai</b>       | <b>26 May 17</b> |
| MAR        | 70.73        | Driss Barid                   | Rabat                   | 1 Jun 13         | UGA        | 53.72        | Yovan Ochola                  | Kampala            | 15 Jul 72        |
| <b>MAS</b> | <b>65.34</b> | <b>Jackie Wong Siew Cheer</b> | <b>Jeongseon</b>        | <b>27 Jun 17</b> | UKR        | 86.74        | Yuriy Sedykh                  | Stuttgart          | 30 Aug 86        |
| MAW        | 23.41        | Takonwa Phiri                 | Harare                  | 1 Jul 01         | URU        | 63.18        | Darwin Piñeyrua               | Montevideo         | 4 May 74         |
| MDA        | 78.72        | Sergey Marghiev               | Chişinău                | 30 May 15        | USA        | 82.52        | Lance Deal                    | Milano             | 7 Sep 96         |
| MEX        | 77.49        | Diego del Real                | Santiago de Queretaro   | 23 Apr 16        | UZB        | 82.66        | Andrey Abduvaliev             | Tula               | 9 Jul 97         |
| MGL        | 49.97        | Dashdendev Makhshiri          | Ulaanbaatar             | 21 Jul 05        | VAN        | 22.56        | Michael Rite                  | Middlegate         | 14 Dec 01        |
| MKD        | 47.82        | Ilija Spasovski               | Novi Sad                | 14 Jul 71        | VEN        | 68.54        | Pedro Muñoz                   | Arroyo             | 21 Feb 14        |
| MLI        | 42.28        | Namakoro Niaré                | Melun                   | 26 Apr 80        | VIE        | 51.94        | Tang Van Hai                  | Hanoi              | 23 Nov 16        |
| MLT        | 49.26        | Mario Mifsud                  | Marsa                   | 25 Jun 16        | VIN        | 70.41        | Adonson Shallow               | Hammond            | 19 Apr 13        |
| MNE        | 57.89        | Ilija Šošković                | Podgorica               | 25 Jul 62        | ZAM        | 35.70        | Ivine Gray                    | Luanshya           | 24 Jul 76        |
| MOZ        | 46.51        | Octávio Vicente               | Maputo                  | 25 Nov 62        | ZIM        | 57.40        | Vincent Lambourn              | Harare             | 29 Jun 96        |
| MRI        | 63.64        | Nicholas Li Yung Fong         | Réduit                  | 3 Jul 03         |            |              |                               |                    |                  |
| MYA        | 50.31        | Aung Ye Thet                  | Singapore               | 9 Jun 15         |            |              |                               |                    |                  |
| NAM        | 52.78        | Walter Mostert                | Windhoek                | 23 Jan 82        |            |              |                               |                    |                  |
| NCA        | 55.35        | Kairo Martínez                | Managua                 | 20 Mar 11        |            |              |                               |                    |                  |
| NED        | 71.77        | Ronald Gram                   | Nijmegen                | 10 Jul 02        |            |              |                               |                    |                  |
| NEP        | 47.66        | Tanka B. Thapamagar           | Kathmandu               | 12 Jul 99        |            |              |                               |                    |                  |
| NFI        | 57.02        | Brentt Jones                  | Middlegate              | 14 Mar 98        |            |              |                               |                    |                  |
| NGR        | 66.93        | Christian Okoye               | Los Angeles (W)         | 22 Mar 86        |            |              |                               |                    |                  |
| NMI        | 28.52        | Joseph Saures                 | Susupe                  | 28 Jun 06        |            |              |                               |                    |                  |
| NOR        | 75.57        | Eivind Henriksen              | Florø                   | 2 Jun 12         |            |              |                               |                    |                  |
| NRU        | 32.80        | Gerard Jones                  | Meneñ                   | 31 Jan 94        |            |              |                               |                    |                  |
| NZL*       | 73.10        | Angus Cooper                  | Hamilton                | 23 Jan 94        |            |              |                               |                    |                  |
| OMA        | 45.83        | Mahmoud Salim Al-Siyabi       | Damascus                | 4 Nov 00         |            |              |                               |                    |                  |
| PAK        | 68.20        | Aqarab Abbas                  | Islamabad               | 23 Nov 95        |            |              |                               |                    |                  |
| PAN        | 46.42        | René Lynch                    | San José/CRC            | 26 Nov 75        |            |              |                               |                    |                  |
| PAR        | 56.58        | Santiago Sasiain              | Asunción                | 26 Sep 15        |            |              |                               |                    |                  |
| PER        | 67.26        | Eduardo Acuña                 | Lima                    | 20 Jun 09        |            |              |                               |                    |                  |
| PHI        | 68.66        | Caleb Stuart                  | Fullerton               | 13 Mar 15        |            |              |                               |                    |                  |

## Notes (\*)

BLR 86.73 Ivan Tikhon Brest, 2 Jul 05 - subsequently annulled for doping violation

84.92 Vadim Devyatovskiy Minsk 21 Jul 05 - no doping control

DOM 63.80 Andrés Polemir 86 - falsified

NZL 73.96 Angus Cooper Cleveland, 17 Jun 89 - not ratified by federation

## Javelin Throw

|     |       |                    |              |           |
|-----|-------|--------------------|--------------|-----------|
| AFG | 49.59 | Said Gilani        | Papenburg    | 29 Jun 14 |
| AIA | 62.58 | Samek Connor       | Edwardsville | 21 May 09 |
| ALB | 67.32 | Vladimir Sokoli    | Tiranë       | 13 May 99 |
| ALG | 70.20 | Ahmed Mahour Bacha | Tunis        | 7 Aug 86  |
| AND | 61.64 | Adriá Pérez        | Pamplona     | 18 Jul 98 |
| ANG | 61.72 | Bernardo João      | Nairobi      | 7 Aug 87  |
| ANT | 66.10 | Jeffrey Skerritt   | Basseterre   | 6 Jul 14  |
| ARG | 83.32 | Braian Toledo      | Beijing      | 24 Aug 15 |

| COUNTRY    | MARK         | NAME                     | VENUE              | DATE             | COUNTRY     | MARK         | NAME                       | VENUE                | DATE             |
|------------|--------------|--------------------------|--------------------|------------------|-------------|--------------|----------------------------|----------------------|------------------|
| ARM        | 79.71        | Melik Janoyan            | Adler              | 18 Feb 12        | GRE         | 91.69        | Konstadinos Gatsioudis     | Kuortane             | 24 Jun 00        |
| ARU        | 58.63        | Gino Wauban              | Oranjestad         | 89               | <b>GRN</b>  | <b>83.36</b> | <b>Anderson Peters</b>     | <b>Port-of-Spain</b> | <b>25 Jun 17</b> |
| ASA        | 67.40        | Frederick Morgan         | San Diego          | Sep 91           | <b>GUA</b>  | <b>69.07</b> | <b>Luis Mario Taracena</b> | <b>Monterrey</b>     | <b>17 Jun 17</b> |
| AUS        | 89.02        | Jarrod Bannister         | Brisbane           | 29 Feb 08        | GUI         | 56.00        | Fodé Sidibé                | Fria                 | 26 Jun 92        |
| AUT        | 84.03        | Gregor Högler            | Kapfenberg         | 17 Jul 99        | GUM         | 71.19        | Jon Rozborski              | Tucson               | 24 May 08        |
| <b>AZE</b> | <b>60.49</b> | <b>Orxan Gasimov</b>     | <b>Baku</b>        | <b>19 May 17</b> | <b>GUY</b>  | <b>69.97</b> | <b>Leslain Baird</b>       | <b>Leonora</b>       | <b>12 Mar 17</b> |
| <b>BAH</b> | <b>70.72</b> | <b>Denzel Pratt</b>      | <b>Charleston</b>  | <b>12 May 17</b> |             | <b>69.97</b> | <b>Leslain Baird</b>       | <b>Kingston</b>      | <b>3 Jun 17</b>  |
| BAN        | 63.74        | Mohammed Rasheduzzaman   | Dhaka              | 24 Feb 12        | <b>HAI</b>  | <b>58.19</b> | <b>Josue Louis</b>         | <b>Las Vegas</b>     | <b>17 Mar 17</b> |
| <b>BAR</b> | <b>78.71</b> | <b>Janeil Craig</b>      | <b>St George's</b> | <b>8 Apr 17</b>  | <b>HKG</b>  | <b>68.03</b> | <b>Ricky Hui Wai Hei</b>   | <b>Hongkong</b>      | <b>13 May 17</b> |
| BDI        | 61.95        | Joseph Kanjobi           | Bujumbura          | 9 Jun 92         | HON         | 55.70        | Ner González               | Tegucigalpa          | 28 Oct 89        |
| BEL        | 83.65        | Johan Kloeck             | Ljubljana          | 23 May 99        | HUN         | 81.55        | Gergely Horváth            | Nyiregyháza          | 2 Aug 03         |
| BEN        | 58.17        | Vivien Adifon            | Porto Novo         | 18 Jul 10        | INA         | 75.58        | Frans Mahuse               | Kuala Lumpur         | 22 Oct 91        |
| BER        | 62.12        | Brooke Onley             | Tuscaloosa         | 15 May 87        | IND         | 86.48        | Neeraj Chopra              | Bydgoszcz            | 23 Jul 16        |
| BHU        | 50.50        | Tashi Wangchuk           | Thimphu            | 5 Jan 05         | IRI         | 76.12        | Omid Taji                  | Erzurum              | 12 Jun 16        |
| BIH        | 81.63        | Dejan Mileusnić          | Zenica             | 18 Jun 16        | IRL         | 82.75        | Terry McHugh               | London               | 5 Aug 00         |
| BIZ        | 51.93        | Arlen Kyle Pou           | Managua            | 17 Jun 12        | IRQ         | 74.16        | Ali Makki Ammar            | Damascus             | 8 Oct 09         |
| BLR        | 87.40        | Vladimir Sasimovich      | Kuortane           | 24 Jun 95        | ISL         | 86.80        | Einar Vilhjálmsson         | Reykjavík            | 30 Aug 92        |
| BOL        | 55.20        | Raúl Uyeño               | Sucre              | 6 May 01         | ISR         | 81.94        | Vadim Bavikin              | Zaragoza             | 8 Jun 04         |
| BOT        | 80.49        | Adriaan Stephanus Beukes | Gaborone           | 31 May 15        | <b>ISV</b>  | <b>60.98</b> | <b>Avery Joseph</b>        | <b>Kalamazoo</b>     | <b>12 May 17</b> |
| BRA        | 83.67        | Júlio César de Oliveira  | São Bernardo       | 11 Jul 15        | ITA         | 84.60        | Carlo Sonogo               | Osaka                | 8 May 99         |
| BRN        | 64.38        | Youssef Ali Boukhamas    | Tallinn            | 2 Aug 94         | IVB         | 65.41        | Omar Jones                 | Hutchinson           | 22 May 09        |
| BRU        | 55.84        | Jean Merbai Ak Biju      | Kota Kinabalu      | 12 Sep 02        | JAM         | 75.01        | Orin Powell                | Spanish Town         | 20 Feb 16        |
| BUL        | 82.55        | Kolyo Neshev             | Sofia              | 25 Mar 07        | JOR         | 58.48        | Khaled Jaber               | Irbid                | 8 Jun 95         |
| BUR        | 61.00        | Calixte Ouédraogo        | Ouagadougou        | 30 May 93        | JPN         | 87.60        | Kazuhiro Mizoguchi         | San Jose             | 27 May 89        |
| CAF        | 62.62        | Mickaël Conjungo         | Argentan           | 12 Jun 99        | KAZ         | 85.16        | Viktor Yevsyukov           | Karl-Marx-Stadt      | 21 Jun 87        |
| CAM        | 42.30        | Chorn Kompeak            | Pnomh Penh         | 25-30 Oct 16     | KEN         | 92.72        | Julius Yego                | Beijing              | 26 Aug 05        |
| CAN        | 84.81        | Scott Russell            | Toronto            | 13 Jul 11        | KGZ         | 77.77        | Dmitriy Shnyder            | Bishkek              | 1 Jul 00         |
| <b>CAY</b> | <b>75.38</b> | <b>Alexander Pascal</b>  | <b>Eugene</b>      | <b>7 Jun 17</b>  | KIR         | 55.09        | Rabangaki Nawai            | Apia                 | 12 Dec 06        |
| CGO        | 68.61        | Jean-Michel Mantsounga   | Brazzaville        | 23/24 May 10     | KOR         | 83.99        | Park Jae-Myong             | Wellington           | 13 Mar 04        |
| CHA        | 54.42        | Dillah Naiwala           | N'Djamena          | 6 Apr 96         | KOS*        | 56.20        | Edzevit Mahmutović         | Mitrovicë            | 10 Jul 05        |
| CHI        | 78.69        | Ignacio Guerra           | Gainesville        | 1 Apr 11         | KSA         | 77.85        | Ali S. Jaadani             | Irbid                | 14 Aug 99        |
| CHN        | 89.15        | Zhao Qinggang            | Incheon            | 2 Oct 14         | KUW         | 73.10        | Ghanem Mabrouk Zaid Johar  | Budapest             | 11 Aug 95        |
| CIV        | 71.56        | Leonard Koffi Kouadio    | Tours              | 14 Jul 87        | LAO         | 61.07        | Khongma Korakant           | Vientiane            | 17 Dec 09        |
| <b>CMR</b> | <b>62.98</b> | <b>Claude Chamaken</b>   | <b>Yaoundé</b>     | <b>11 Jun 17</b> | LAT         | 90.73        | Vadims Vasiļevskis         | Tallinn              | 22 Jul 07        |
| COD        | 60.76        | Otanda Kinimalebo        | Kinshasa           | 23 Jun 96        | LBA         | 66.87        | Mohieddine Altaghdi        | Al-Qâhira            | 25 Apr 14        |
| COK        | 57.18        | Daniel Tutai             | Nikao              | 24 Sep 09        | LBN         | 62.90        | Mohamed Okeibi             | Damascus             | 5 Oct 01         |
| COL        | 82.39        | Jaime D. Márquez         | Medellín           | 10 Jul 16        | LBR*        | 57.20        | Jangy Addy                 | Ratingen             | 17 Jul 11        |
| COM        | 53.97        | Maoulida Darouèche       | Miramamas          | 23 May 10        | LCA         | 77.71        | Albert Reynolds            | San José/CRC         | 9 Aug 15         |
| CPV        | 65.54        | Egner Tavares            | Lisboa             | 1 Feb 14         | LES         | 52.00        | Mefi Tsietso               | Maseru               | 14 Dec 02        |
| CRC        | 63.85        | Érick Méndez             | San José/CRC       | 12 Mar 13        | LIE         | 71.68        | René Michlig               | Monaco               | 5 Jun 07         |
| CRO        | 82.70        | Ivan Mustapić            | Zagreb             | 25 Jul 92        | <b>LTU</b>  | <b>84.78</b> | <b>Edis Matusevičius</b>   | <b>Riga</b>          | <b>25 May 17</b> |
| CUB        | 87.20        | Guillermo Martínez       | Guadalajara        | 28 Oct 11        | LUX         | 75.39        | Antoine Wagner             | Castellón            | 17 Mar 13        |
| CYP        | 74.58        | Panagiotis Kalogerou     | Larnaca            | 15 Apr 04        | MAC         | 60.46        | Ning Zi Heng               | Guangzhou            | 19 Nov 01        |
| CZE        | 98.48        | Jan Železný              | Jena               | 25 May 96        | MAD         | 69.92        | Fidèle Rakotonirina        | Mahitsy              | 10 Jun 90        |
| DEN        | 81.22        | Kenneth Pedersen         | København (Ø)      | 5 Aug 89         | <b>MAR</b>  | <b>76.45</b> | <b>Bilal Nouali</b>        | <b>Zaragoza</b>      | <b>20 May 17</b> |
| DJI        | 36.49        | Saâd Ali Farah           | Djibouti           | 18 Apr 08        | MAS         | 73.34        | Mohd Yazid Imran           | Singapore            | 2 Sep 95         |
| DMA        | 67.34        | Andre Bazil              | Puebla             | 17 Apr 16        | MAW         | 56.93        | Stanley Mutali             | Harare               | 3 Jul 05         |
| DOM        | 71.00        | Daniel Alonzo            | Montclair          | 24 Mar 00        | <b>MDA*</b> | <b>83.93</b> | <b>Andrian Mardare</b>     | <b>Tel Aviv</b>      | <b>25 Jun 17</b> |
| ECU        | 74.68        | José Escobar             | Cuenca             | 15 Mar 15        | MDV         | 47.60        | Abdulla Mahir              | Malé                 | 6 Aug 10         |
| EGY        | 89.21        | Ihab Abdelrahman         | Shanghai           | 18 May 14        | MEX         | 80.46        | Juan de la Garza           | Cd. de Juárez        | 28 Jun 92        |
| ERI        | 43.93        | Idris Mohammed           | Asmara             | 1 Jun 99         | MHL         | 46.83        | Emelido Digno Jr.          | Cairns               | 25 Sep 10        |
| ESA        | 72.70        | Fernando Palomo          | Maracaibo          | 19 Aug 98        | MKD         | 76.50        | Dejan Angelovski           | Skopje               | 15 Jul 02        |
| ESP        | 78.78        | Juan Sotelo              | Pamplona           | 23 Sep 92        | MLI         | 64.87        | Moctar Djigui              | Bamako               | 27 Apr 10        |
| EST        | 87.83        | Andrus Värnik            | Valga              | 19 Aug 03        | MLT         | 63.96        | Bradley Mifsud             | Eskilstuna           | 16 Jul 15        |
| ETH        | 67.99        | Bekele Tola              | Addis Ababa        | 4 Jun 94         | MNE         | 65.74        | Vladimir Petrović          | Sätra                | 25 May 08        |
| FIJ        | 81.76        | Leslie Copeland          | Sydney             | 3 Apr 16         | MON         | 42.48        | Anthony de Sevelinges      | Nice                 | 12 May 05        |
| FIN        | 93.09        | Aki Parviainen           | Kuortane           | 26 Jun 99        | MOZ         | 60.16        | Felipe Chaimite            | Maputo               | 28 Aug 16        |
| FRA        | 82.56        | Pascal Lefèvre           | Duisburg           | 28 Aug 89        | MRI         | 69.70        | Fabio Ramsamy              | Réduit               | 15 May 05        |
| FSM        | 56.94        | Clayton Maliuweligiye    | Koror              | 26 Apr 03        | MTN         | 49.52        | Abdul Kader                | Al-Kuwait            | 31 Oct 89        |
|            | 56.94        | Clayton Maliuweligiye    | Santa Rita         | 14 Jun 03        | MYA         | 67.23        | Kyaw Swar Moe              | Yangon               | 31 Mar 01        |
| GAB        | 60.40        | Jean-Louis Mézui Assa    | Abidjan            | 25 Feb 90        | NAM         | 78.32        | Strydom van der Wath       | Potchefstroom        | 8 May 15         |
| GAM        | 49.60        | Ismaila Kah              | Banjul             | 26 Jun 93        | NCA         | 71.62        | Rigoberto José Calderón    | Guadalajara          | 17 Jul 97        |
| GBR        | 91.46        | Steve Backley            | North Shore City   | 25 Jan 92        | <b>NED</b>  | <b>80.70</b> | <b>Thomas van Ophem</b>    | <b>Castricum</b>     | <b>7 Jun 17</b>  |
| GBS        | 52.71        | Otoniel Badjana          | Lisboa             | 14 May 16        | NEP         | 70.39        | Khursed Ahmed Khan         | Kathmandu            | 29 Sep 99        |
| GEO        | 75.48        | Ambrosi Matiashvili      | Moskva             | 18 Jul 90        | NFI         | 51.00        | Michael Dowling            | Nikao                | 24 Oct 01        |
| GEQ        | 46.70        | Manases Mba Micha        | Malabo             | 7 Dec 02         | NGR         | 81.08        | Pius Bazighe               | Athína               | 16 Jun 99        |
| <b>GER</b> | <b>93.90</b> | <b>Thomas Röhrer</b>     | <b>Doha</b>        | <b>5 May 17</b>  | NIG         | 58.15        | Abdoulaziz Garba Bako      | Porto Novo           | 1 Jul 12         |
| GHA        | 83.09        | John Ampomah             | Cape Coast         | 8 Jul 16         | NMI         | 59.74        | Nick Gross                 | Valley City          | 13 May 02        |
| GIB        | 38.76        | Andy Storey              | Gibraltar          | 17 Jul 95        | NOR         | 91.59        | Andreas Thorkildsen        | Oslo                 | 2 Jun 06         |

| COUNTRY    | MARK         | NAME                      | VENUE           | DATE             | COUNTRY          | MARK      | NAME                   | VENUE                                       | DATE                            |
|------------|--------------|---------------------------|-----------------|------------------|------------------|-----------|------------------------|---|---------------------------------|
| NRU        | 49.50        | Fine Olsson               | Meneñ           | 17 Sep 94        | <b>Notes (*)</b> |           |                        |   |                                 |
| NZL        | 88.20        | Gavin Lovegrove           | Oslo            | 5 Jul 96         | KOS              | 61.65     | Besart Gashi Mitrovicë | 10 Jul 10                                   | - with 700g implement           |
| OMA        | 70.11        | Khamis Ghabish Al-Quteiti | Zgorzelec       | 18 Jun 11        | LBR              | 58.75     | Addy Tuscaloosa        | 11 May 07                                   | - before he transferred Liberia |
| PAK        | 78.33        | Arshad Nadeem             | Guwahati        | 10 Feb 16        | MDA              |           | Dmitri Tarabin         | - became a Russian citizen from 10 June 10  |                                 |
| PAN        | 66.68        | Jonathan Cedeño           | Cd. de Panamá   | 30 Apr 16        | POL              | 87.17     | Dariusz Trafas         | Runaway Bay 17 Sep 00                       | - only two competitors          |
| PAR        | 84.70        | Edgar Baumann             | San Marcos      | 17 Oct 99        | SGP              |           | Akid Chong Mohd Isham  | - listed previously - is a Malaysia citizen |                                 |
| PER        | 69.46        | Jorge Quiñones            | Lima            | 4 Sep 99         | <b>Decathlon</b> |           |                        |   |                                 |
| PHI        | 72.93        | Danilo Fresnido           | Vientiane       | 17 Dec 09        | AFG              | 6132      | Said Gilani            | Oldenburg                                   | 12 Jun 16                       |
| PLE        | 52.12        | Mohamed Thabet            | Gaza            | 29 Sep 00        | (11.46 666       | 10.38 168 | 49.99 / 16.42          | 31.32 370                                   | 36.67 4:39.81)                  |
| PLW        | 60.86        | Dougwin Franz             | Koror           | 5 Aug 10         | AIA              | 5313      | Andre Samuel           | Uniondale                                   | 10 May 02                       |
| PNG        | 58.62        | Albert Momberger          | Port Moresby    | 27 Apr 91        | ALB              | 7261h     | Skender Rexhepi        | Beijing                                     | 9 May 75                        |
| POL*       | 86.77        | Dariusz Trafas            | Warszawa        | 16 Jun 02        | (11.1 705        | 12.93 198 | 51.0 / 15.1            | 36.50 425                                   | 53.30 4:35.5)                   |
| POR        | 75.55        | Tiago Aperta              | Bar             | 18 Mar 12        | ALG              | 8521      | Larbi Bouraâda         | Río de Janeiro                              | 18 Aug 16                       |
| PRK        | 63.82        | Kim Chol Nam              | Pyongyang       | 21 May 94        | (10.75 752       | 13.78 210 | 47.98 / 14.15          | 42.39 460                                   | 66.49 4:14.60)                  |
| PUR        | 76.07        | Caleb Nieves              | Bradenton       | 28 May 16        | AND              | 6204      | Estéve Martín          | Andorra                                     | 27 Jun 99                       |
| PYF        | 63.94        | Joseph Leverd             | Pirae           | 26 Mar 86        | (11.30 720       | 10.79 209 | 54.86 / 15.26          | 28.55 300                                   | 40.61 5:17.94)                  |
| <b>QAT</b> | <b>85.23</b> | <b>Ahmed Bader Magour</b> | <b>Turku</b>    | <b>13 Jun 17</b> | ANG              | 6381      | Afonso Deslandes       | Madrid                                      | 5 Aug 89                        |
| <b>ROU</b> | <b>82.90</b> | <b>Alexandru Novac</b>    | <b>Pitești</b>  | <b>20 May 17</b> | (11.38 688       | 10.90 190 | 50.18 / 17.51          | 29.00 380                                   | 39.00 4:29.00)                  |
| RSA        | 88.75        | Marius Corbett            | Kuala Lumpur    | 21 Sep 98        | ANT              | 6027h     | Calvin Greenaway       | London                                      | 27 Sep 70                       |
| RUS        | 92.61        | Sergey Makarov            | Sheffield       | 30 Jun 02        | (11.2 709        | 11.65 185 | 54.7 / 16.9            | 23.30 366                                   | 48.20 5:04.1)                   |
| RWA        | 45.82        | Twizere                   | Kigali          | 1/2 Jun 02       | ARG*             | 8291h     | Tito Steiner           | Provo                                       | 23 Jun 83                       |
| SAM        | 58.02        | Fito Scanlan              | Apia            | 1 Sep 97         | (10.8 745        | 16.35 204 | 49.0 / 14.1            | 50.02 456                                   | 61.50 4:51.6)                   |
| SEN        | 79.30        | Bouna Diop                | Fort-de-France  | 6 Jul 97         | ARM              | 6806h     | Onik Khachatryan       | Kropotkin                                   | 26 Apr 74                       |
| SEY        | 56.85        | Gonzague Boniface         | Réduit          | 14 May 89        | (11.0 650        | 12.48 175 | 51.8 / 15.5            | 38.80 410                                   | 55.68 4:47.7)                   |
| SGP*       | 59.22        | Ng Bok Huat               | Singapore       | 30 Aug 88        | ARU              | 6021h     | Freddy Burgos          | Amstelveen                                  | 26 Sep 88                       |
| <b>SKN</b> | <b>69.34</b> | <b>Adrian Williams</b>    | <b>Lubbock</b>  | <b>6 May 17</b>  | (11.2 671        | 10.17 180 | 52.1 / 15.1            | 32.16 280                                   | 39.88 4:51.8)                   |
| SLE        | 52.41        | Alpha Turay               | Freetown        | 26 Dec 12        | ASA              | 6572      | Aaron Victorian        | Lancaster                                   | 22 May 10                       |
| SLO        | 81.13        | Matija Kranjc             | Brežice         | 23 Jun 16        | (11.09 698w      | 13.79 183 | 53.84 / 15.63          | 38.13 394                                   | 48.65 5:43.43)                  |
| SMR        | 73.31        | Gabriele Mazza            | Roma            | 26 Jun 04        | AUS              | 8490      | Jagan Hames            | Kuala Lumpur                                | 18 Sep 98                       |
| SOL        | 60.58        | Ezekiel Ranza             | Tulagi          | 26 Sep 13        | (10.77 764       | 14.73 219 | 49.67 / 14.07          | 46.40 500                                   | 64.67 5:02.68)                  |
| SOM        | 34.16        | Ahmed Yahye               | Peterborough    | 31 Jul 10        | AUT              | 8320      | Gernot Kellermayr      | Götzis                                      | 30 May 93                       |
| SRB        | 83.34        | Sejad Krdžalić            | Beograd         | 30 May 87        | (10.47 766       | 14.83 196 | 47.56 / 14.12          | 42.50 500                                   | 58.24 4:54.78)                  |
| SRI        | 83.04        | Sumedha Ranasinghe        | Diyagama        | 3 Dec 15         | AZE              | 7359h     | Valeriy Deryabin       | Baku  | 22 May 77                       |
| SSD        | 54.94        | William Magok             | Dar-es-Salaam   | 30 Apr 16        | (11.0 695        | 14.06 189 | 50.7 / 15.6            | 44.10 420                                   | 56.10 4:39.2)                   |
| <b>STP</b> | <b>55.79</b> | <b>Adeonaldo Freitas</b>  | <b>Leiria</b>   | <b>6 May 17</b>  | BAH              | 7421      | Antonio Greene         | San Juan                                    | 29 Jul 89                       |
| SUD        | 61.82        | Garang Malong             | Nairobi         | 2 Jul 88         | (11.03 695       | 14.68 205 | 51.07 / 15.30          | 41.48 420                                   | 52.14 4:56.96)                  |
| SUI        | 82.07        | Stefan Müller             | Bern            | 16 Sep 06        | BAR              | 7777      | Victor Houston         | Athína                                      | 6 Aug 97                        |
| SUR        | 56.20        | Juan Dahl                 | Rémire-Montjoly | 20 Jun 15        | (10.72 757       | 12.82 203 | 47.91 / 13.92          | 33.56 350                                   | 62.10 4:32.30)                  |
| SVK        | 87.66        | Jan Železný               | Nitra           | 31 May 87        | BDI              | 5320h     | Jérôme Rutayisiré      | Woluwe                                      | 24 Aug 86                       |
| SWE        | 89.10        | Patrik Bodén              | Austin          | 24 Mar 90        | (12.2 621        | 7.64 192  | 53.6 / 16.5            | 19.68 265                                   | 36.20 4:19.5)                   |
| SWZ        | 55.73        | Mzwandile Mazibuko        | Lobamba         | 28 Apr 01        | BEL              | 8519      | Hans van Alphen        | Götzis                                      | 27 May 12                       |
| SYR        | 80.50        | Firass Al-Mohamed         | Beyrouth        | 30 Jun 99        | (10.96 762       | 15.23 206 | 49.54 / 14.55          | 45.45 496                                   | 64.15 4:20.87)                  |
| TAN        | 76.48        | Zakayo Malekwa            | Arlington       | 10 May 86        | BEN              | 4761h     | John Godonou-Dossou    | Porto Novo                                  | 16 Jun 57                       |
| TGA        | 59.03        | Homelo Vi                 | Adelaide        | 16 Jan 93        | (11.9 612        | 9.80 168  | 57.4 / 17.0            | 23.25 330                                   | 29.40 5:37.0)                   |
| THA        | 76.98        | Peerachet Janthra         | Mokpo           | 3 Sep 16         | BER              | 6909      | Brooke Onley           | Tuscaloosa                                  | 15 May 87                       |
| TJK        | 54.94        | Buzurgmehr Kholikov       | Dushanbe        | 12/13 Jun 16     | (11.24 641       | 12.68 185 | 51.30 / 15.77          | 35.68 386                                   | 62.12 4:42.44)                  |
| TKM        | 66.95        | Serdar Mamedov            | Ashkhabad       | 29/30 Apr 11     | BIH              | 6653h     | Esad Vilić             | Sarajevo                                    | 17 Sep 66                       |
| TKS        | 49.39        | Dorado Fulford            | Vieux Fort      | 13 Apr 09        | (11.6 665        | 15.34 173 | 52.3 / 15.9            | 48.66 350                                   | 50.88 5:09.1)                   |
| TLS        | 33.44        | Felismino Alípio          | Dili            | 11 Aug 15        | BIZ              | 5920h     | Michael McKoy          | San Pedro Sula                              | 10 Dec 97                       |
| TOG        | 64.90        | Kambor Agourou            | Niamey          | 30/31 May 98     | (10.9 715        | 9.58 183  | 52.4 / 17.2            | 29.48 290                                   | 34.64 4:37.6)                   |
| <b>TPE</b> | <b>86.92</b> | <b>Cheng Chao-Tsun</b>    | <b>Jiaying</b>  | <b>27 Apr 17</b> | BLR              | 8735      | Eduard Hämäläinen      | Götzis                                      | 29 May 94                       |
| TTO        | 90.16        | Keshorn Walcott           | Lausanne        | 9 Jul 15         | (10.50w 726      | 16.05 211 | 47.63 / 13.82          | 49.70 490                                   | 60.32 4:35.09)                  |
| TUN        | 77.98        | Maher Ridane              | Tunis           | 20 May 95        | BOL              | 5885h     | Roberto Prado          | La Paz                                      | 28 Nov 76                       |
| TUR        | 85.60        | Fatih Avan                | Izmir           | 20 May 12        | (10.5w 668       | 10.83 180 | 49.8 / 20.2            | 32.73 262                                   | 42.21 4:41.4)                   |
| TUV        | 52.15        | Vaiuli Nukualofa          | Mata-Utu        | 5 Sep 13         | BRA              | 8393      | Carlos Bezerra Chinin  | São Paulo                                   | 8 Jun 13                        |
| UAE        | 65.26        | Saeed Saber Salem Baiha   | Meknès          | 19 Jun 99        | (10.85 755       | 15.28 204 | 48.18 / 14.08          | 42.46 490                                   | 59.58 4:34.77)                  |
| UGA        | 75.52        | Justin Arop               | Ulm             | 6 Aug 88         | BRN              | 6731h     | Adel Abdullah Sherada  | Amman                                       | 22 Aug 83                       |
| UKR        | 86.12        | Aleksandr Pyatnytsa       | Kyiv            | 20 May 12        | (11.75 673       | 12.57 189 | 51.65 / 16.1           | 39.66 390                                   | 55.46 4:56.28)                  |
| URU        | 61.68        | Mario Alaniz              | São Paulo       | 11 Oct 87        | BRU              | 5684      | Demingo Kapal          | Singapore                                   | 14 Jun 93                       |
| USA        | 91.29        | Breaux Greer              | Indianapolis    | 21 Jun 07        | (12.05 690       | 9.60 192  | 54.58 / 17.11          | 31.02 420                                   | 42.20 6:16.93)                  |
| UZB        | 87.20        | Viktor Zaitsev            | Moskva          | 23 Jun 92        | BUL              | 8199      | Atanas Andonov         | Sofia                                       | 21 Jun 81                       |
| VAN        | 54.04        | Willie Atie               | Ambae           | 30 Aug 06        | (11.08 732       | 15.90 208 | 49.47 / 14.57          | 50.58 440                                   | 56.92 4:37.48)                  |
| VEN        | 77.94        | Manuel Fuenmayor          | Maracaibo       | 5 Jun 04         | BUR              | 6400h     | Alassane Néya          | Ouagadougou                                 | 1 Nov 93                        |
| <b>VIE</b> | <b>72.26</b> | <b>Nguyen Hoai Van</b>    | <b>Bangkok</b>  | <b>14 Jun 17</b> | (11.3 670        | 12.70 180 | 54.2 / 15.7            | 37.60 380                                   | 48.54 5:06.0)                   |
| VIN        | 60.97        | Adonson Shallow           | Arlington       | 14 May 10        | CAF              | 5856      | Simon Dégoto           | Alger                                       | 27 Jul 78                       |
| YEM        | 55.70        | Atiq Mohamed Nasir        | Sana'a          | 23-26 Apr 10     | (11.44 649       | 10.93 185 | 51.16 / 16.61          | 27.00 280                                   | 48.12 5:14.28)                  |
| ZAM        | 58.30        | Msama Mpundu              | Luanshya        | 17 Oct 09        |                  |           |                        |   |                                 |
| ZIM        | 66.18        | Roland Vermeulen          | Harare          | 20 Jul 97        |                  |           |                        |   |                                 |



| COUNTRY           | MARK                           | NAME                            | VENUE                    | DATE         | COUNTRY                 | MARK                           | NAME                             | VENUE          | DATE      |
|-------------------|--------------------------------|---------------------------------|--------------------------|--------------|-------------------------|--------------------------------|----------------------------------|----------------|-----------|
| CAM*              | 6156                           | Chai Kim San                    | Kuala Lumpur             | 15 Dec 71    | GER                     | 8832                           | Jürgen Hingsen                   | Mannheim       | 9 Jun 84  |
| (11.33 580        | 11.72 170 52.73 / 16.07        |                                 | 35.12 322 63.30 5:09.4)  |              | (10.70w 776             | 16.42 207 48.05 / 14.07        | 49.36 490 59.86 4:19.75)         |                |           |
| CAN               | 8695                           | Damian Warner                   | Beijing                  | 29 Aug 15    | <b>GHA 7811</b>         | <b>Atsu Nyamadi</b>            | <b>Charlottesville 22 Apr 17</b> |                |           |
| (10.31 765        | 14.44 204 47.30 / 13.63        |                                 | 44.99 480 63.50 4:31.51) |              | <b>(11.24 762</b>       | <b>13.71 193 50.49 / 14.71</b> | <b>45.76 440 59.54 4:42.51)</b>  |                |           |
| CGO               | 6475                           | Célestin Moussambote Kengué     | Brazzaville              | 17 Jul 04    | GRE                     | 8069                           | Pródromos Korkizoglou            | Ibach          | 2 Jul 00  |
| (11.15 734        | 11.02 193 50.16 / 16.72        |                                 | 28.49 380 36.95 4:51.54) |              | (10.60 724              | 14.39 201 49.86 / 14.25        | 41.82 500 56.93 4:50.77)         |                |           |
| CHA*              | 3818h                          | Louis Magloire Ntankeu          | Clermont-Ferrand         | 27 May 07    | <b>GRN 8539</b>         | <b>Lindon Victor</b>           | <b>Columbia, SC 12 May 17</b>    |                |           |
| (11.9 533         | 8.06 159 62.17 / 16.77         |                                 | 17.92 180 34.99 6:10.32) |              | <b>(10.64w 735w</b>     | <b>15.18 205 48.74 / 14.45</b> | <b>55.22 470 68.97 4:55.91)</b>  |                |           |
| CHI               | 8065                           | Gonzalo Barroilhet              | Charlottesville          | 20 Apr 12    | GUA                     | 7448                           | Octavius Gillespie               | Chula Vista    | 6 Jun 04  |
| (10.99 696        | 14.34 206 50.84 / 14.14        |                                 | 45.22 530 54.70 4:49.19) |              | (11.22 732w             | 13.14 200 52.17 / 15.39w       | 42.89 430 60.76 4:58.01)         |                |           |
| CHN               | 8290                           | Qi Haifeng                      | Götzis                   | 29 May 05    | GUM                     | 4324h                          | Jude Anthony Martinez            | Cheney         | 11 Apr 08 |
| (10.87 740        | 13.41 203 48.72 / 14.63        |                                 | 48.57 470 64.53 4:32.02) |              | (11.65 626              | 7.78 163 52.40 / 24.3          | 24.13 235 28.78 5:14.61)         |                |           |
| CIV               | 7028                           | Yves N'Dabian                   | Arles                    | 10 Jun 01    | GUY*                    | 5842h                          | Laurence Taitt                   | London         | 26 Jul 59 |
| (10.80 704        | 10.34 187 49.32 / 15.00        |                                 | 31.49 445 42.92 4:39.21) |              | (11.5 663               | 9.86 178 53.4 / 14.9           | 26.55 312 35.36 4:40.8)          |                |           |
| CMR               | 6258                           | Ernest Tché Noubossi            | Nairobi                  | 12 Aug 87    | <b>HAI 7128</b>         | <b>Josue Louis</b>             | <b>Azusa 13 Apr 17</b>           |                |           |
| (10.90 621        | 13.88 180 48.68 / 17.05        |                                 | 28.72 280 49.20 4:57.36) |              | <b>(11.23 693w</b>      | <b>12.10 205 51.92 / 14.82</b> | <b>39.00 440 51.97 5:16.70)</b>  |                |           |
| COD               | 7157                           | Florent Lomba Bilisi            | Kladno                   | 13 Jun 15    | HKG                     | 6469                           | Ng Chit Wing                     | Hongkong       | 22 Mar 09 |
| (11.46 704        | 12.63 199 49.80 / 14.65        |                                 | 38.55 405 47.96 4:54.09) |              | (11.29 691              | 9.93 203 51.88 / 15.79         | 30.50 410 38.72 5:03.89)         |                |           |
| COK               | 5244                           | Akanao William                  | Nouméa                   | 18 Dec 87    | HON                     | 6690                           | Darwin Colón                     | San Pedro Sula | 28 Jun 08 |
| (12.01 637        | 9.18 167 53.55 / 16.95         |                                 | 27.68 310 43.30 5:31.19) |              | (11.22 682              | 12.91 180 50.54 / 14.98        | 38.18 340 49.12 5:08.00)         |                |           |
| <b>COL 7530</b>   | <b>José Gregorio Lemus</b>     | <b>Medellín 11 Jun 17</b>       |                          | HUN          | 8554                    | Attila Zsivotsky               | Götzis                           | 4 Jun 00       |           |
| <b>(11.21 656</b> | <b>15.52 188 50.79 / 14.81</b> | <b>47.57 400 65.22 4:56.34)</b> |                          | (10.64w 724  | 15.72 218 48.13 / 14.87 | 45.64 465 63.57 4:23.13)       |                                  |                |           |
| CPV               | 6101                           | José Rosa                       | Luso                     | 12 Jun 11    | INA                     | 7013                           | Julius Uwe                       | Singapore      | 14 Jun 93 |
| (11.25 593        | 11.77 184 56.16 / 16.76        |                                 | 40.64 400 49.01 5:29.77) |              | (11.23 700              | 12.22 177 50.63 / 15.66        | 41.70 390 57.04 4:48.57)         |                |           |
| CRC*              | 6412                           | Roberto McFarlane               | Guadalajara              | 17 Jun 79    | IND                     | 7658                           | Bharatinder Singh                | Bangalore      | 12 Jun 11 |
| (10.94 695        | 10.74 195 50.33 / 16.48        |                                 | 27.00 300 46.66 4:42.2)  |              | (10.83 745              | 14.67 195 49.83 / 15.27        | 48.71 400 62.85 5:24.18)         |                |           |
| CRO               | 7659                           | Joško Vlašić                    | Izmir                    | 25 Jun 83    | IRI                     | 7729                           | Hadi Sepehrzad                   | Tehran         | 25 May 12 |
| (11.47 694        | 13.85 203 50.79 / 14.96        |                                 | 46.18 420 58.94 4:31.88) |              | (10.82 694              | 16.24 194 49.82 / 14.80        | 49.11 440 52.66 5:09.59)         |                |           |
| CUB               | 8654                           | Leonel Suárez                   | La Habana                | 4 Jul 09     | IRL                     | 7882                           | Carlos O'Connell                 | Emmitsburg     | 5 Jun 88  |
| (11.07 742        | 14.39 209 47.65 / 14.15        |                                 | 46.07 470 77.47 4:27.29) |              | (10.89 750              | 13.05 192 48.84 / 14.59w       | 41.70 440 54.96 4:21.75)         |                |           |
| CYP               | 7802                           | Georgios Andreou                | Vólos                    | 12 Aug 00    | IRQ                     | 6619h                          | Jassem Jabbar                    | Baghdad        | 9 Sep 82  |
| (10.83 716        | 15.16 196 51.21 / 15.37        |                                 | 45.13 490 59.31 5:03.03) |              | (11.1 6.62              | 11.15 185 51.6 / 15.4          | 35.82 340 46.22 4:21.3)          |                |           |
| CZE               | 9026                           | Roman Šebrle                    | Götzis                   | 27 May 01    | ISL*                    | 8573                           | Jón Arnar Magnússon              | Götzis         | 31 May 98 |
| (10.64 811        | 15.33 212 47.79 / 13.92        |                                 | 47.92 480 70.16 4:21.98) |              | (10.74 760              | 16.03 203 47.66 / 14.24        | 47.82 510 59.77 4:46.43)         |                |           |
| DEN               | 7994                           | Lars Warming                    | Götzis                   | 19 Jun 88    | ISR                     | 7096                           | Erez Meltzer                     | Markt Schwaben | 31 Jul 94 |
| (11.08 731        | 13.54 193 48.03 / 14.34        |                                 | 42.60 470 51.94 4:17.35) |              | (11.13 708              | 11.94 192 50.94 / 14.91        | 35.96 430 47.80 4:49.18)         |                |           |
| <b>DOM 7518</b>   | <b>José Miguel Paulino</b>     | <b>Santo Domingo 17 Jun 17</b>  |                          | ISV          | 5416h                   | Nathan Taylor                  | Santo Domingo                    | 11 Jul 81      |           |
| <b>(10.85 714</b> | <b>12.25 191 48.94 / 14.97</b> | <b>36.60 420 58.85 4:32.05)</b> |                          | (12.1 605    | 9.67 175 55.8 / 16.7    | 29.78 340 50.72 5:15.7)        |                                  |                |           |
| <b>ECU 7528h</b>  | <b>Andy Preciado</b>           | <b>Cuenca 20 May 17</b>         |                          | ITA          | 8169                    | Beniamino Poserina             | Formia                           | 6 Oct 96       |           |
| <b>(11.15 680</b> | <b>15.40 208 51.28 / 14.2</b>  | <b>45.28 420 55.35 5:19.35)</b> |                          | (10.93w 743w | 13.99 199 48.82 / 14.60 | 44.34 500 58.88 4:36.94)       |                                  |                |           |
| EGY               | 7472                           | Mustapha Taha Hussein           | Al-Qâhira                | 2 May 02     | IVB                     | 6609                           | Paul Hewlett                     | Indianapolis   | 13 Aug 87 |
| (10.96 717        | 13.35 181 49.18 / 15.17        |                                 | 45.08 440 49.27 4:42.56) |              | (11.50 631              | 11.69 188 50.76 / 16.03        | 35.44 420 47.14 4:50.41)         |                |           |
| ESA               | 7517                           | Santiago Mellado                | Seoul                    | 29 Sep 88    | JAM                     | 8644                           | Maurice Smith                    | Osaka          | 1 Sep 07  |
| (11.33 683        | 11.63 206 48.37 / 15.39        |                                 | 37.52 460 55.42 4:30.07) |              | (10.62 750              | 17.32 197 47.48 / 13.91        | 52.36 480 53.61 4:33.52)         |                |           |
| ESP*              | 8526                           | Francisco Javier Benet          | Alhama                   | 17 May 98    | JOR                     | 6586                           | Hassan Abou Najem                | Irbid          | 14 Aug 99 |
| (10.72w 745       | 14.57 192 48.10 / 13.83        |                                 | 46.12 500 65.37 4:26.81) |              | (11.28 654              | 11.72 183 48.98 / 15.69        | 29.29 320 48.35 4:23.53)         |                |           |
| EST               | 8815                           | Erki Nool                       | Edmonton                 | 7 Aug 01     | JPN                     | 8308                           | Keisuke Ushiro                   | Nagano         | 1 Jun 14  |
| (10.60 763        | 14.90 203 46.23 / 14.40        |                                 | 43.40 540 67.01 4:29.58) |              | (11.24 715              | 15.19 203 49.66 / 14.90        | 50.17 480 69.11 4:32.62)         |                |           |
| ETH               | 5918                           | Bekele Tola                     | Nairobi                  | 12 Aug 87    | KAZ                     | 8725                           | Dmitriy Karpov                   | Athína         | 24 Aug 04 |
| (11.97 589        | 11.05 163 51.83 / 17.58        |                                 | 30.48 280 59.64 4:14.63) |              | (10.50w 781             | 15.93 209 46.81 / 13.97        | 51.65 460 55.54 4:38.11)         |                |           |
| FIJ               | 7397                           | Albert Miller                   | Cape Girardeau           | 24 May 83    | KEN                     | 7076                           | Charles Kokoyo                   | Brisbane       | 5 Oct 82  |
| (11.22 694        | 12.64 193 49.73 / 14.60        |                                 | 38.54 380 62.14 4:35.57) |              | (11.41 708              | 12.00 189 49.47 / 14.51        | 37.72 310 57.80 4:35.57)         |                |           |
| FIN               | 8730                           | Eduard Hämäläinen               | Athína                   | 6 Aug 97     | KGZ                     | 7566h                          | Gennadiy Balakshi                | Frunze         | 30 Apr 78 |
| (10.81 756        | 15.71 197 46.71 / 13.74        |                                 | 50.50 520 59.82 4:37.10) |              | (10.7 727               | 14.10 193 51.9 / 15.1          | 43.66 470 56.22 4:58.4)          |                |           |
| FRA               | 8834                           | Kevin Mayer                     | Río de Janeiro           | 18 Aug 16    | KIR                     | 4069                           | Boitu Baiteke                    | Mata-Utu       | 4 Sep 13  |
| (10.81 760        | 15.76 204 48.28/14.02          |                                 | 46.78 540 65.04 4:25.49) |              | (12.12 598              | 10.33 167 62.96 / 18.66        | 31.70 2.10 36.78 -)              |                |           |
| FSM               | 4871                           | Keitani Graham                  | Suva                     | 9 Jul 03     | KOR                     | 7860                           | Kim Kun-Woo                      | Daegu          | 28 Aug 11 |
| (12.69 488        | 10.78 157 56.92 / 19.79        |                                 | 33.07 380 45.15 5:06.85) |              | (11.11 724              | 12.96 196 49.24 / 14.95        | 39.53 490 53.33 4:15.63)         |                |           |
| GAB*              | 6013h                          | Landry Nambé Busugu             | Libreville               | 24 Mar 88    | KSA                     | 7677                           | Mohamed Jassem Al-Qaree          | Doha           | 20 Dec 11 |
|                   |                                |                                 |                          |              | (10.60 712              | 12.67 200 49.41 / 14.36        | 38.88 430 58.30 4:52.19)         |                |           |
| GBR               | 8847                           | Daley Thompson                  | Los Angeles              | 9 Aug 84     | <b>KUW* 7170</b>        | <b>Majed Radhi M. Al-Sayed</b> | <b>Jeddah 15 Apr 17</b>          |                |           |
| (10.44 801        | 15.72 203 46.97 / 14.33        |                                 | 46.56 500 65.24 4:35.00) |              | <b>(11.25 711</b>       | <b>11.81 188 49.28 / 14.99</b> | <b>33.71 420 51.38 4:34.64)</b>  |                |           |
| GBS               | 5514                           | Arnaldo dos Santos Fernandes    | Santiago/CUB             | 29 Feb 84    | LAO                     | 6298                           | Oudomsack Chanthavong            | Vientiane      | 14 Dec 09 |
| (11.01 585        | 9.85 170 53.07 / 16.09         |                                 | 28.36 270 46.50 5:25.02) |              | (11.25 673              | 10.16 189 51.86 / 15.41        | 26.18 370 45.28 4:58.84)         |                |           |
| GEO               | 7756h                          | Yuriy Dyachkov                  | Tbilisi                  | 16 Jun 68    | LAT                     | 8312                           | Edgars Eriņš                     | Valmiera       | 4 Jun 11  |
| (10.8 740         | 15.70 180 51.2 / 14.6          |                                 | 47.20 440 59.40 4:46.6)  |              | (10.79w 767             | 14.19 190 48.65 / 14.56        | 49.94 450 58.30 4:14.25)         |                |           |
| GEQ               | 3752h                          | Alfonso Ekwunzeji Ikuga         | Sabadell                 | 30 Sep 07    | LBA                     | 6186h                          | Imad R. Koueb                    | Damascus       | 5 Oct 01  |
| (11.6 529         | 7.97 145 57.8 / 17.8           |                                 | 21.29 220 15.53 5:44.6)  |              | (11.0 685               | 10.58 180 50.8 / 15.7          | 32.55 330 41.92 5:06.3)          |                |           |



| COUNTRY    | MARK               | NAME                           | VENUE            | DATE                  | COUNTRY    | MARK              | NAME                              | VENUE            | DATE                  |
|------------|--------------------|--------------------------------|------------------|-----------------------|------------|-------------------|-----------------------------------|------------------|-----------------------|
| LBN        | 6873h              | Elie Sfeir                     | Alger            | 30 Aug 75             | <b>PHI</b> | <b>7127</b>       | <b>Aries Toledo</b>               | <b>Bangkok</b>   | <b>15 Jun 17</b>      |
|            | (11.48 717         | 11.55 1.86 51.60 / 15.7        | 34.68 3.90       | 54.80 4:34.6)         |            | <b>(11.04 731</b> | <b>11.40 184 47.71 / 15.16</b>    | <b>34.75 370</b> | <b>54.84 4:45.13)</b> |
| LBR        | 8025               | Jangy Addy                     | Eugene           | 30 Jun 08             | PLE        | 5220h             | Mamdouh Ali                       | Latakia          | 19 Aug 92             |
|            | (10.77 720         | 15.63 196 48.61 / 13.73        | 47.08 440        | 57.10 5:05.07)        |            | (12.7 610         | 10.09 165 55.6 / 19.3             | 30.64 340        | 42.64 4:26.2)         |
| LCA*       | 7632               | Dominic Johnson                | Tucson           | 27 Mar 98             | PNG        | 7178              | Eric Momberger                    | Emmitsburg       | 28 Jun 92             |
|            | (10.71 680         | 12.83 197 47.43 / 14.79        | 39.38 490        | 38.08 4:29.50)        |            | (11.07 691        | 13.48 193 50.10 / 15.63           | 38.64 400        | 52.20 4:46.04)        |
| LIE        | 6628h              | Alois Büchel                   | Tokyo            | 20 Oct 64             | POL        | 8566              | Sebastian Chmara                  | Alhama           | 17 May 98             |
|            | (11.3 681          | 12.16 181 49.7 / 17.5          | 37.19 400        | 44.90 4:28.6)         |            | (10.97w 756       | 16.03 210 48.27 / 14.32           | 44.39 520        | 57.25 4:29.66)        |
| LTU        | 8437               | Rišardas Malachovskis          | Staiki           | 2 Jul 88              | POR        | 8213              | Mário Anibal Ramos                | Kaunas           | 1 Jul 01              |
|            | (10.93 704         | 14.94 209 47.77 / 14.34        | 44.04 490        | 59.58 4:13.67)        |            | (10.96 723        | 15.24 201 48.49 / 14.80           | 48.33 480        | 54.55 4:28.28)        |
| LUX        | 7484               | Marc Kemp                      | Bruxelles        | 23 Jun 85             | PRK        | 7485              | Kim Sam Ryong                     | Maebashi         | 27 Apr 97             |
|            | (11.06 737         | 12.45 196 50.59 / 15.57        | 36.82 470        | 56.88 4:44.42)        |            | (10.97 725w       | 13.24 204 48.91 / 15.48           | 37.20 450        | 46.46 4:44.33)        |
| MAD        | 7685               | Ali Kamé                       | Bambous          | 17 Apr 11             | PUR        | 7704              | Luiggi Llanos                     | Santo Domingo    | 6 Aug 03              |
|            | (11.03 733         | 13.65 202 50.00 / 15.20        | 36.66 440        | 58.78 4:33.60)        |            | (11.02 747        | 14.62 186 50.27 / 14.29           | 43.93 450        | 59.78 5:11.24)        |
| MAR        | 7359               | Hakim Moulay Rachid Alaoui     | Meknès           | 8 Jul 04              | PYF        | 6583h             | Robert Tupuhoé                    | Pirae            | 30 Apr 86             |
|            | (10.9 734          | 10.92 203 51.2 / 14.6          | 39.45 410        | 53.80 4:37.6)         |            | (10.8 658         | 9.14 175 49.1 / 15.1              | 32.46 430        | 46.90 4:56.6)         |
| MAS        | 7095               | Muhamad Malik Tobias           | Bernhausen       | 8 Jun 03              | QAT        | 7730              | Ahmad Hassan Moussa               | Ratingen         | 27 Jun 04             |
|            | (11.11 700         | 14.23 194 52.64 / 14.83        | 40.28 450        | 52.21 5:43.28)        |            | (10.91 710        | 13.60 180 48.84 / 15.01           | 42.65 420        | 65.94 4:30.22)        |
| MAW        | 6154               | Wilfred Ngwenya-Mwalwanda      | München          | 8 Sep 72              | ROU        | 7843h             | Vasile Bogdan                     | Paris            | 8 Jun 75              |
|            | (11.95 568         | 12.27 165 52.68 / 18.54        | 38.82 330        | 71.28 4:37.4)         |            | (10.9 726         | 13.93 195 50.8 / 15.0             | 41.46 470        | 59.80 4:19.7)         |
| MDA        | 8288               | Valeriy Kachanov               | Moskva           | 21 Jun 80             | RSA        | 8398              | Willem Coertzen                   | Götzis           | 31 May 15             |
|            | (11.08 754         | 14.53 208 48.70 / 14.61        | 46.10 450        | 58.10 4:17.4)         |            | (10.99 746        | 14.14 203 48.73 / 14.17           | 44.84 460        | 68.43 4:22.22)        |
| MEX        | 7614h              | Alejandro Cárdenas             | Medellín         | 11 May 96             | RUS        | 8698              | Grigoriy Degtyaryov               | Kyiv             | 22 Jun 84             |
|            | (10.2 772          | 12.55 174 46.33 / 15.73        | 38.32 440        | 57.28 4:52.35)        |            | (10.87 742        | 16.03 210 49.75 / 14.53           | 51.20 490        | 67.08 4:23.09)        |
| MGL        | 5945h              | Dambo Damdinsuren              | Ulan Bator       | 30 Jun 71             | SAM        | 6953              | Iafeta Sua'mene                   | Christchurch     | 15 Mar 75             |
|            | (11.1 623          | 9.68 170 53.3 / 16.8           | 29.46 350        | 51.30 4:39.2)         |            | (11.48 720w       | 12.74 184 51.69 / 15.86           | 40.86 380        | 59.50 4:59.7)         |
| MKD        | 5896               | Goran Ackovski                 | Beograd          | 5 Jun 88              | SEN        | 7211              | Maba Ndiaye                       | Val-de-Reuill    | 13 Aug 00             |
|            | (11.80 645         | 12.09 170 52.65 / 17.55        | 30.70 283        | 59.08 4:56.57)        |            | (10.96 723        | 12.12 200 50.11 / 14.22           | 38.25 385        | 46.26 4:49.75)        |
| MLI        | 5903h              | Bassan Bagayoko                | Béziers          | 18 Apr 82             | SEY        | 6727              | Percy Laramé                      | Victoria/SEY     | 26 Aug 93             |
|            | (11.6 628          | 10.93 170 54.5 / 15.9          | 32.38 385        | 39.96 4:48.7)         |            | (11.04 721        | 11.60 194 51.78 / 15.73           | 39.00 380        | 51.04 5:35.45)        |
| <b>MNE</b> | <b>7846</b>        | <b>Darko Pešić</b>             | <b>Götzis</b>    | <b>28 May 17</b>      | SGP        | 6393h             | Tang Ngai Kin                     | Singapore        | 3 Sep 78              |
|            | <b>(11.25 715w</b> | <b>15.47 194 51.03 / 14.65</b> | <b>45.56 420</b> | <b>59.56 4:24.73)</b> |            | (10.9 687         | 11.30 185 51.5 / 15.6             | 29.68 360        | 48.02 5:05.5)         |
| MNT        | 6216h              | Oswald Phillip                 | San Juan         | 21 Apr 90             | SKN        | 7258              | Adolphus Jones                    | New Delhi        | 8 Oct 10              |
|            |                    |                                |                  |                       |            | (11.22 708        | 13.47 190 49.46 / 14.89           | 38.23 420        | 43.23 4:35.55)        |
| MON        | 5683               | Anthony de Sevelinges          | Nice             | 16 May 04             | SLE        | 6288              | Sam Sillah                        | Bedford          | 28 Sep 08             |
|            | (11.91 641         | 10.96 180 55.57 / 16.42        | 32.79 320        | 39.83 5:03.67)        |            | (11.28 670        | 10.35 197 53.53 / 15.56           | 30.07 340        | 46.36 4:59.36)        |
| MOZ        | 5848               | Cândido Coelho                 | Alger            | 27 Jul 78             | SLO        | 7718              | Damjan Sitar                      | Maribor          | 1 Jun 08              |
|            | (11.37 658         | 9.65 179 52.74 / 15.63         | 25.42 390        | 34.94 5:17.03)        |            | (11.07 724        | 12.93 202 49.85 / 14.67           | 43.41 450        | 45.68 4:23.76)        |
| MRI        | 7591               | Guillaume Thierry              | Brazzaville      | 14 Sep 15             | SMR        | 4658              | Manuel Maiani                     | Schio            | 14 May 00             |
|            | (11.57 715         | 14.36 191 52.57 / 15.04        | 43.13 460        | 63.96 4:39.97)        |            | (12.86 530        | 8.47 160 55.96 / 19.23            | 22.95 310        | 41.67 4:34.14)        |
| MYA        | 6526h              | Soe Myint Aung                 | Rangoon          | 4 Jan 86              | SOL*       | 5468              | Leonard Nonifi                    | Nuku'alofa       | 26 Aug 89             |
|            |                    |                                |                  |                       |            | (11.90 627w       | 8.60 174 52.89 / 16.57            | 23.26 370        | 37.90 5:04.31)        |
| NAM        | 5814h              | Reginald Benade                | Windhoek         | 22 Jun 96             | SRB        | 8275              | Mihail Dudaš                      | Moskva           | 11 Aug 13             |
|            | (11.5 620          | 13.10 190 55.3 / 18.0          | 42.39 280        | 46.25 5:18.7)         |            | (10.67 751        | 13.45 196 47.73 / 14.59           | 44.06 490        | 59.06 4:26.62)        |
| NCA        | 6195h              | Dónald Vélez                   | Cd. de Panamá    | 7 Mar 70              | <b>SRI</b> | <b>6919</b>       | <b>Ajith Kumara Karunathilaka</b> | <b>Bangkok</b>   | <b>15 Jun 17</b>      |
|            | (11.5 603          | 12.63 170 53.2 / 15.9          | 35.20 350        | 62.94 5:11.7)         |            | <b>(11.12 693</b> | <b>9.85 172 50.47 / 15.03</b>     | <b>32.61 470</b> | <b>53.00 4:45.81)</b> |
| <b>NED</b> | <b>8539</b>        | <b>Eelco Sintnicolaas</b>      | <b>Götzis</b>    | <b>28 May 17</b>      | STP        | 4909h             | Carlos Amado                      | Hässelby         | 31 Aug 96             |
|            | <b>(10.57 761</b>  | <b>14.62 191 48.37 / 14.16</b> | <b>43.52 540</b> | <b>62.13 4:30.32)</b> |            | (11.0 626         | 10.12 165 51.8 / 20.9             | 23.74 281        | 32.44 5:14.6)         |
| NEP        | 5355h              | Dambar Singh Kuwar             | Pokhara          | 28 Sep 87             | SUI        | 8334              | Stefan Niklaus                    | Lausanne         | 3 Jul 83              |
|            | (11.9 584          | 10.02 178 53.7 / 16.5          | 27.68 280        | 34.08 4:37.1)         |            | (10.82 732        | 15.44 201 47.47 / 14.79           | 48.68 440        | 67.84 4:41.29)        |
| <b>NGR</b> | <b>7252</b>        | <b>Peter Moreno</b>            | <b>Bedford</b>   | <b>28 May 17</b>      | SUR        | 6526              | Gayell Engeso                     | Santiago/CHI     | 15 Mar 14             |
|            | <b>(11.02 699</b>  | <b>11.96 196 48.31 / 14.42</b> | <b>34.45 443</b> | <b>45.92 4:56.87)</b> |            | (11.49 721        | 11.96 185 53.06 / 15.53           | 34.42 370        | 42.72 4:53.46)        |
| NIG        | 6235               | Smaël Madougou                 | St. Étienne      | 3 Jun 01              | SVK        | 7799              | Peter Söldos                      | Arles            | 10 Jun 01             |
|            | (11.70 655w        | 10.95 177 53.68 / 16.55w       | 33.17 440        | 47.07 5:03.17)        |            | (11.03 722        | 15.20 190 49.27 / 14.60           | 46.54 455        | 57.73 5:04.01)        |
| NOR        | 8160               | Benjamin Jensen                | Roskilde         | 1 Aug 99              | SWE        | 8406              | Nicklas Wiberg                    | Berlin           | 20 Aug 09             |
|            | (10.86 721w        | 13.50 197 49.54 / 14.50w       | 43.83 530        | 59.01 4:34.84)        |            | (10.96 725        | 14.99 205 48.73 / 14.75           | 42.28 450        | 75.02 4:17.05)        |
| NZL*       | 8359h              | Simon Poelman                  | Christchurch     | 22 Mar 87             | SYR        | 6905              | Ali Mohamed Al-Dahan              | Irbid            | 14 Aug 99             |
|            | (10.87 734         | 15.11 206 49.54 / 14.1         | 46.66 495        | 56.94 4:27.2)         |            | (11.28 680        | 11.72 201 50.88 / 15.09           | 37.50 400        | 37.45 4:38.77)        |
| OMA        | 5934               | Hussein Ali Al-Fedheili        | Dubai            | 13 Dec 12             | TAN*       | 5627h             | Ernest Joseph                     | Dar-es-Salaam    | 3 Dec 72              |
|            | (12.22 626         | 12.05 175 54.36 / 16.81        | 33.85 370        | 51.42 5:04.65)        |            | (12.2 605         | 10.02 165 51.5 / 16.4             | 32.40 295        | 40.14 4:26.5)         |
| PAK        | 6747h              | Ghulam Abbas                   | Lahore           | 15 Mar 01             | TGA        | 7062              | Sanitesi Latu                     | Christchurch     | 27 Jan 74             |
|            |                    |                                |                  |                       |            | (11.34 700        | 13.34 191 50.62 / 14.77           | 39.44 360        | 56.78 5:04.38)        |
| PAN        | 7043               | Antonio Morales                | Fairfax          | 21 May 99             | <b>THA</b> | <b>7587</b>       | <b>Sutthisak Singkhon</b>         | <b>Bangkok</b>   | <b>15 Jun 17</b>      |
|            | (11.45 682         | 11.30 198 50.39 / 15.77        | 32.94 475        | 46.06 4:34.45)        |            | <b>(10.87 783</b> | <b>13.29 193 48.05 / 14.85</b>    | <b>40.60 390</b> | <b>57.94 5:09.48)</b> |
| PAR        | 6943h              | Claudio Escauriza              | Asunción         | 13 Oct 82             | TJK        | 7846              | Igor Sobolevskiy                  | Leningrad        | 16 Jul 82             |
|            | (11.1 715          | 12.86 185 53.0 / 16.8          | 45.94 420        | 60.48 5:14.7)         |            | (11.10 753        | 14.27 196 49.90 / 15.81           | 43.48 420        | 65.16 4:28.25)        |
| PER        | 7021h              | Miro Ronac                     | Mainz            | 8 Jun 80              | TKM        | 7452h             | Dmitriy Goryunov                  | Bryansk          | 18 Jun 90             |
|            | (11.5 670          | 12.95 192 53.2 / 16.5          | 45.60 410        | 62.20 4:42.3)         |            | (10.7 720         | 14.18 190 49.6 / 15.2             | 41.24 420        | 52.92 4:45.9)         |

| COUNTRY | MARK         | NAME                        | VENUE          | DATE           | COUNTRY     | MARK           | NAME                      | VENUE                | DATE             |
|---------|--------------|-----------------------------|----------------|----------------|-------------|----------------|---------------------------|----------------------|------------------|
| TKS     | 4536         | Alvirto Smith               | St. Louis      | 5 Apr 09       | ARM         | 1:27:01        | Vartan Tumasyan           | Leningrad            | 11 Jun 88        |
|         | (12.14w 602  | 8.38 172 56.05 / 19.85      | 24.27 235      | 38.60 5:16.47) | ARU         | 2:04:09        | Harlen Manuel Villar Polo | San Sebastián        | 31 Aug 05        |
| TPE     | 8009h        | Yang Chuang-Kwang           | Walnut         | 28 Apr 63      | AUS         | 1:17:33        | Nathan Deakes             | Cixi                 | 23 Apr 05        |
|         | (10.7 717    | 13.22 192 47.7 / 14.0       | 40.99 484      | 71.75 5:02.4)  | AUT         | 1:25:32        | Martin Toporek            | Fana                 | 26 Apr 86        |
| TTO*    | 7212w        | Patrick Russell             | Winnipeg       | 16 Jul 05      | AZE         | 1:24:57        | Sergey Shildkret          | Novopolotsk          | 25 Apr 87        |
|         | (10.98w 724w | 13.22 189 50.55 / 15.25     | 41.51 410      | 43.70 4:45.64) | BAN         | 1:30:40        | Shafiuddin Titu           | Dhaka                | 19-21 Dec 96     |
| TUN     | 8023         | Hamdi Dhouibi               | Helsinki       | 10 Aug 05      | BAR         | 1:43:25        | Eon Mitchell              | Bridgetown           | 25 Jun 99        |
|         | (10.67w 743  | 12.85 194 47.04 / 14.56     | 41.17 480      | 52.83 4:31.24) | BEL         | 1:23:13        | Joseph Martens            | Goirle               | 10 Apr 88        |
| TUR*    | 7757h        | Alper Kasapoğlu             | Azusa          | 19 Apr 96      | BIH         | 1:28:52        | Mico Cvjetković           | Ruse                 | 17 Apr 88        |
|         | (10.7 757w   | 14.10 195 50.31 / 14.37w    | 40.32 480      | 47.30 4:46.04) | BLR         | 1:18:12        | Artur Meleshkevich        | Brest                | 10 Mar 01        |
| UAE     | 6596         | Ibrahim Nasser Al-Matrooshi | Doha           | 8 Apr 94       | BOL         | 1:23:35        | Marco Antonio Rodríguez   | Arica                | 9 May 15         |
|         | (11.28 651   | 10.40 190 50.29 / 15.37     | 33.74 450      | 48.46 5:29.47) | BRA         | 1:19:42        | Caio Bonfim               | Río de Janeiro       | 12 Aug 16        |
|         | 6596         | Abdullah M. Abbas Derouiche | Alger          | 5 Oct 04       | BRN         | 2:13:24        | Rashid Dawass             | Doha                 | 4 Mar 82         |
|         | (11.72 657   | 10.58 207 51.59 / 15.35     | 26.25 460      | 45.03 5:03.42) | BUL         | 1:20:43        | Lyubomir Ivanov           | Sofia                | 26 Jun 88        |
| UGA*    | 6805         | Teddy Sondota-Ruge          | Dallas         | 1 Jun 03       | CAM         | 1:54:31        | Siravut Sinn              | La Habana            | 6 May 06         |
|         | (11.84 620   | 11.53 192 52.19 / 15.09     | 37.94 437      | 58.01 4:57.42) | CAN         | 1:19:20        | Inaki Gomez               | Nomi                 | 20 Mar 16        |
| UKR     | 8709         | Aleksandr Apaichev          | Neubrandenburg | 3 Jun 84       | CGO*        | 1:41:45        | Roméo Ambomo              | Brazzaville          | 15 Sep 15        |
|         | (10.96 757   | 16.00 197 48.72 / 13.93     | 48.00 490      | 72.24 4:26.51) | CHI         | 1:20:48        | Yerko Araya               | Buenos Aires         | 5 Jun 11         |
| URU     | 6602h        | Sebastián Ortíz             | Montevideo     | 22 Nov 98      | CHN         | 1:17:36        | Wang Zhen                 | Taicang              | 30 Mar 12        |
|         | (11.2 691    | 12.24 195 53.8 / 16.4       | 36.04 460      | 41.05 5:05.3)  | CMR         | 1:30:12        | Hervé Nzossie             | Bafoussam            | 20 Jun 14        |
| USA     | 9045         | Ashton Eaton                | Beijing        | 29 Aug 15      | COD         | 1:38:35        | Mboyo Harouna             | Brazzaville          | 15 Sep 15        |
|         | (10.23 788   | 14.52 201 45.00 / 13.69     | 43.34 520      | 63.63 4:17.52) | COK         | 1:52:33        | Uaongo Areai              | Rarotonga            | 1 May 80         |
| UZB     | 8445         | Ramil Ganiyev               | Athína         | 6 Aug 97       | COL         | 1:19:45        | Éider Arévalo             | Podebrady            | 13 Apr 13        |
|         | (10.94 758   | 14.76 206 48.34 / 14.34     | 46.04 530      | 55.14 4:36.78) | COM         | 2:47:39        | Abdoulkarim Said Ahamada  | Mutsamudu            | 17 Apr 16        |
| VAN     | 5448h        | David Naupa                 | Pirae          | 15 Sep 71      | CPV         | 1:57:45        | Nílson Tavares            | Maputo               | 14 Sep 11        |
|         | (11.49 620   | 8.67 166 51.0 / 18.24       | 22.36 280      | 46.46 4:33.9)  | CRC         | 1:23:12        | Allan Segura              | Cheboksary           | 10 May 08        |
| VEN     | 7734         | Douglas Fernández           | Caracas        | 27 Aug 83      | CRO         | 1:28:26        | Aleksandar Raković        | Balassagyarmat       | 21 Sep 91        |
|         | (11.67 690   | 13.43 190 49.95 / 16.04     | 45.62 440      | 78.86 4:30.80) | CUB         | 1:21:45        | Jorge Pino                | Matanzas             | 30 Jul 02        |
| VIE     | 7755         | Vu Van Huyen                | Guangzhou      | 25 Nov 10      | CYP         | 1:47:29        | Ioannis Karpasitis        | Athína               | 8 Mar 59         |
|         | (10.76 716   | 11.80 197 48.93 / 15.13     | 41.36 470      | 55.14 4:30.20) | CZE         | 1:19:18        | Jiří Malysa               | Eisenhüttenstadt     | 17 Jun 00        |
| VIN     | 4419h        | Ayrton Clouden              | Kingston       | 6 Aug 66       | DEN         | 1:22:18        | Claus Jørgensen           | Eisenhüttenstadt     | 11 May 96        |
|         | (11.67 631   | 10.23 162 53.3 / 17.2       | 26.44 330      | - -)           | <b>DOM*</b> | <b>1:27:08</b> | <b>Jorge Méndez</b>       | <b>Santo Domingo</b> | <b>20 May 17</b> |
| ZAM*    | 5443h        | Samson Mubangalala          | Dar-es-Salaam  | 3 Dec 72       | ECU         | 1:17:21        | Jefferson Pérez           | Paris (St. Denis)    | 23 Aug 03        |
|         | (12.2 579    | 9.95 176 55.9 / 16.9        | 31.95 284      | 51.04 4:42.6)  | EGY         | 1:26:10        | Mohamed Ragab Saleh       | Taicang              | 4 May 14         |
| ZIM     | 7491         | Keegan Cooke                | Santa Barbara  | 13 Jun 15      | ESA         | 1:25:20        | Walter Sandoval           | Cd. de Guatemala     | 13 Jun 09        |
|         | (11.40 697   | 13.13 193 48.89 / 14.94     | 37.65 420      | 60.29 4:30.64) | ESP         | 1:17:22        | Francisco Fernández       | Turku                | 28 Apr 02        |
|         |              |                             |                |                | EST         | 1:23:01        | Vassili Matveyev          | Alushta              | 13 Oct 85        |
|         |              |                             |                |                | ETH         | 1:25:28        | Cherenet Makore           | Addis Ababa          | 4 May 06         |
|         |              |                             |                |                | FIJ*        | 1:45:59        | Pramesh Prasad            | Beijing              | 29 Apr 95        |
|         |              |                             |                |                | FIN         | 1:19:52        | Reima Salonen             | Pihtipudas           | 21 Jun 86        |
|         |              |                             |                |                | FRA         | 1:17:02        | Yohan Diniz               | Arles                | 8 Mar 15         |
|         |              |                             |                |                | GBR         | 1:20:13        | Tom Bosworth              | Río de Janeiro       | 12 Aug 16        |
|         |              |                             |                |                | GEO         | 1:26:23        | Maciej Rosiewicz          | Zaniemiśl            | 20 Apr 13        |
|         |              |                             |                |                | GER         | 1:18:42        | Andreas Erm               | Eisenhüttenstadt     | 17 Jun 00        |
|         |              |                             |                |                | GHA*        | 1:32:54        | Ahmed Tijani Sanni        | Cape Coast           | 29 Apr 06        |
|         |              |                             |                |                | GRE         | 1:21:12        | Aléxandros Papamihail     | London               | 4 Aug 12         |
|         |              |                             |                |                | GUA         | 1:17:46        | Julio Martínez            | Eisenhüttenstadt     | 8 May 99         |
|         |              |                             |                |                | HKG         | 1:30:13        | Tse Chun Hung             | Nomi                 | 15 Mar 15        |
|         |              |                             |                |                | HON         | 1:25:25        | Santiago Fonseca          | Danli                | 15 May 88        |
|         |              |                             |                |                | HUN         | 1:20:41        | Sándor Urbanik            | Podebrady            | 19 Apr 97        |
|         |              |                             |                |                | INA         | 1:27:24        | Hendro                    | Nomi                 | 20 Mar 16        |
|         |              |                             |                |                | IND         | 1:20:21        | Kolothum Thodi Irfan      | London               | 4 Aug 12         |
|         |              |                             |                |                |             | 1:20:21        | Devender Singh            | Nomi                 | 20 Mar 16        |
|         |              |                             |                |                | IRI         | 1:22:52        | Hamid Reza Zouravand      | Nomi                 | 20 Mar 16        |
|         |              |                             |                |                | IRL         | 1:19:22        | Robert Heffernan          | Cheboksary           | 10 May 08        |
|         |              |                             |                |                | IRQ         | 1:37:27        | Amir Abdul Razak          | Manama               | 24 Apr 15        |
|         |              |                             |                |                | ISR         | 1:23:01        | Vladimir Ostrovskiy       | Ein Gedi             | 15 Feb 92        |
|         |              |                             |                |                | ISV         | 1:43:58        | Henry Klein               | Malmö                | 18 Sep 76        |
|         |              |                             |                |                | ITA*        | 1:18:24        | Alex Schwazer             | Lugano               | 14 Mar 10        |
|         |              |                             |                |                | JAM         | 1:40:11        | Byron Williams            | Brighton             | 15 Apr 72        |
|         |              |                             |                |                | JOR         | 1:40:53        | Muein Taa Al-Khalaf       | Fukuoka              | 2 Sep 95         |
|         |              |                             |                |                | JPN         | 1:16:36        | Yusuke Suzuki             | Nomi                 | 15 Mar 15        |
|         |              |                             |                |                | KAZ         | 1:19:55        | Valeriy Borisov           | Sochi                | 20 Apr 96        |
|         |              |                             |                |                | KEN         | 1:19:24        | Samuel Gathimba           | Durban               | 26 Jun 16        |
|         |              |                             |                |                | KGZ         | 1:24:13        | Otto Barch                | Kyiv                 | 11 Jun 76        |
|         |              |                             |                |                | KOR         | 1:19:13        | Kim Hyun-Sub              | Nomi                 | 15 Mar 15        |
|         |              |                             |                |                | KSA         | 2:10:24        | Hazam Al-Outeibi          | Doha                 | 6 Mar 86         |
|         |              |                             |                |                | KUW         | 1:51:25        | Ateya Seoud Khallaf       | Al-Kuwait            | 6 Nov 83         |
|         |              |                             |                |                | LAO         | 1:48:01        | Saleumphol Sopraseuth     | Luang Prabang        | 18/19 Feb 97     |

**Notes (\*)**

- GAB** *Though of Gabonese origin, Saint-Jean Makiemba transferred to France*
- KUW** *6777 Naif Jarallah Al-Dosari Al-Kuwait 5 May 99 - not ratified by federation*
- NZL** *With additional hand-timing for 100m (10.6) and 400m (49.4), Simon Poelman scored 8366 points*
- TTO** *Ratified by federation, but wind-assisted under IAAF rules of the time - though legal after the 2010 rule change!*

*Wind-assisted under the rules of the day*

|     |      |                     |                  |           |
|-----|------|---------------------|------------------|-----------|
| ARG | 8304 | Tito Steiner        | Baton Rouge      | 3 Jun 81  |
| CRC | 6569 | Roberto McFarlane   | San Juan         | 13 Jul 79 |
| ESP | 8534 | Antonio Peñalver    | Alhama de Murcia | 24 May 94 |
| ISL | 8583 | Jón Arnar Magnússon | Reykjavík        | 5 Jul 98  |
| LCA | 7764 | Dominic Johnson     | Stanford         | 17 May 98 |
| TUR | 7818 | Alper Kasapoğlu     | Marietta         | 24 May 96 |

*No details available for a conversion from 1962 to 1984 tables*

|     |      |                    |               |           |
|-----|------|--------------------|---------------|-----------|
| CAM | 6320 | Chai Kim San       | Phnom Penh    | 17 Aug 73 |
| CHA | 6244 | Philippe Doudet    | Abidjan       | 10 May 71 |
| GUY | 5892 | Victor Benjamin    | Georgetown    | 14 Nov 83 |
| SOL | 5584 | James Iroga        | Suva          | 2 Apr 83  |
| TAN | 6122 | Ernest Joseph      | Dar-es-Salaam | 16 May 74 |
| UGA | 6933 | John Akii-Bua      | Kampala       | 9 Oct 71  |
| ZAM | 5601 | Samson Mubangalala | Lusaka        | 13 May 73 |

**20 Kilometres Walk**

|     |         |                     |            |           |
|-----|---------|---------------------|------------|-----------|
| ALB | 1:27:40 | Orest Laniku        | Pomigliano | 2 Apr 05  |
| ALG | 1:22:52 | Abdelwahab Ferguène | Hildesheim | 23 Aug 92 |
| AND | 1:39:36 | Antoni Martínez     | Barcelona  | 29 Jan 84 |
| ARG | 1:22:10 | Juan Manuel Cano    | London     | 4 Aug 12  |

| COUNTRY    | MARK           | NAME                          | VENUE                   | DATE             | COUNTRY | MARK    | VENUE  | DATE |
|------------|----------------|-------------------------------|-------------------------|------------------|---------|---------|--|------|
| LAT        | 1:19:25        | Aigars Fadejevs               | Hildesheim              | 25 Aug 02        | RUS     | 1:16:43 | Sergey Morozov Saransk 8 Jun 08 - Not ratified as a world record because there was no doping control |      |
| LBA        | 1:44:26        | Idriss Bakloul                | Tripoli                 | 26 Apr 85        | USA     | 1:21:48 | Tim Lewis 86 - short distance  |      |
| LBN        | 1:35:20        | Ali Hassan Ismail             | Sumy                    | 9 Jun 12         |         |         |  |      |
| LTU        | 1:19:29        | Valdas Kazlauskas             | Sochi                   | 19 Feb 89        |         |         |  |      |
| LUX        | 1:26:13        | Lucien Faber                  | Ruse                    | 13 Apr 80        |         |         |  |      |
| MAD        | 1:34:33        | Piétron Randrianandrasana     | Flic-en-Flacq           | 13 Aug 06        |         |         |  |      |
| MAR        | 1:31:06        | Ali Daghiri                   | Casablanca              | 30 May 15        |         |         |  |      |
| MAS        | 1:24:50        | Harbans N. Singh              | Podebrady               | 19 Apr 97        |         |         |  |      |
| MDA        | 1:19:32        | Viktor Mostovik               | New York                | 3 May 87         |         |         |  |      |
| MEX        | 1:17:26        | Bernardo Segura               | Fana                    | 7 May 94         |         |         |  |      |
| <b>MRI</b> | <b>1:28:49</b> | <b>Jérôme Caprice</b>         | <b>La Roche-sur-Yon</b> | <b>12 Mar 17</b> |         |         |  |      |
| MYA        | 1:29:43        | Nyunt Win                     | Rangoon                 | 24 Feb 97        |         |         |  |      |
| NAM        | 1:42:05        | Elvin Alberts                 | Windhoek                | 1 Jul 95         |         |         |  |      |
| NCA        | 1:29:30        | Luis Canelo                   | Ranchuelo               | 23 Jan 89        |         |         |  |      |
| NED        | 1:24:52        | Harold van Beek               | Vigneulles              | 1 May 92         |         |         |  |      |
| NEP        | 1:40:48        | Ganga Bahadur Shahi           | Chandragadi             | 10 Jan 97        |         |         |  |      |
| NGR*       | 1:31:27        | Elegbede Bamidele             | Abuja                   | 14 Mar 15        |         |         |  |      |
| NOR        | 1:19:11        | Erik Tysse                    | Cheboksary              | 10 May 08        |         |         |  |      |
| <b>NZL</b> | <b>1:21:12</b> | <b>Quentin Rew</b>            | <b>Adelaide</b>         | <b>19 Feb 17</b> |         |         |  |      |
| PAK        | 1:40:11        | Kajal Khan                    | Rawalpindi              | 18 Feb 71        |         |         |  |      |
| <b>PAN</b> | <b>1:24:49</b> | <b>Yassir Cabrera</b>         | <b>Podebrady</b>        | <b>8 Apr 17</b>  |         |         |  |      |
| PAR        | 1:39:20        | Oscar Meza Achi               | Xalapa                  | 15 Jul 00        |         |         |  |      |
| PER        | 1:21:49        | Paulo César Yaurivilca        | Roma                    | 7 May 16         |         |         |  |      |
| PHI        | 1:33:51        | Michael Embuedo               | Lingayen                | 11 May 09        |         |         |  |      |
| PLE        | 1:31:22        | Ramy Abdelhody Ali Dib        | Al-Qâhira               | 4 Feb 00         |         |         |  |      |
| PNG        | 2:12:13        | Joe Kaikai                    | Port Moresby            | 14 Sep 91        |         |         |  |      |
| POL        | 1:18:22        | Robert Korzeniowski           | Hildesheim              | 9 Jul 00         |         |         |  |      |
| POR        | 1:20:09        | João Vieira                   | Göteborg                | 8 Aug 06         |         |         |  |      |
| <b>PUR</b> | <b>1:25:02</b> | <b>José Meléndez</b>          | <b>Lima</b>             | <b>13 May 17</b> |         |         |  |      |
| QAT        | 1:26:26        | Mabrouk Saleh Mohamed         | Nice                    | 14 Sep 13        |         |         |  |      |
| ROU        | 1:21:06        | Costică Bălan                 | București               | 14 Jun 96        |         |         |  |      |
| RSA        | 1:20:06        | Lebogang Shange               | Adelaide                | 21 Feb 16        |         |         |  |      |
| RUS*       | 1:17:16        | Vladimir Kanaykin             | Saransk                 | 29 Sep 07        |         |         |  |      |
| SEY        | 2:12:52        | Rennick Wayne Pierre Bélize   | Belle Vue               | 19 Apr 13        |         |         |  |      |
| SGP        | 1:34:49        | Edmund Sim Soon Chye          | Nomi                    | 20 Mar 16        |         |         |  |      |
| SLO        | 1:28:04        | Milan Balek                   | Postojna                | 28 Aug 83        |         |         |  |      |
| SMR        | 1:33:56        | Stefano Casali                | Ferrara                 | 14 Apr 85        |         |         |  |      |
| SRB        | 1:21:50        | Pedrap Filipović              | Surcin                  | 22 Mar 03        |         |         |  |      |
| <b>SRI</b> | <b>1:30:10</b> | <b>G. S. Chamila Chandika</b> | <b>New Delhi</b>        | <b>18 Feb 17</b> |         |         |  |      |
| STP        | 1:54:22        | Ousmane Dias                  | São João Da Madeira     | 1 Mar 03         |         |         |  |      |
| SUI        | 1:25:20        | Alex Florez                   | Podebrady               | 13 Apr 13        |         |         |  |      |
| SVK        | 1:18:13        | Pavol Blažek                  | Hildesheim              | 16 Sep 90        |         |         |  |      |
| SWE        | 1:18:36        | Stefan Johansson              | Fana                    | 15 May 92        |         |         |  |      |
| SYR        | 1:32:04        | Haytham Assaf                 | Damascus                | 24 Jul 87        |         |         |  |      |
| THA        | 1:29:40        | Sakchai Samothkao             | Manila                  | 22 Sep 03        |         |         |  |      |
| TJK        | 1:22:16        | Vladimir Gerus                | Cherkassy               | 27 Apr 80        |         |         |  |      |
| TKM        | 1:29:15        | Aivars Zveris                 | Riga                    | 10 Oct 71        |         |         |  |      |
| TPE        | 1:29:38        | Chang Wei-Lin                 | Nomi                    | 20 Mar 16        |         |         |  |      |
| TTO        | 1:47:34        | Nolan Simmons                 | Coventry                | 13 May 78        |         |         |  |      |
| TUN        | 1:19:02        | Hatem Ghoul                   | Eisenhüttenstadt        | 10 May 97        |         |         |  |      |
| TUR        | 1:22:19        | Ersin Tacir                   | Podebrady               | 9 Apr 16         |         |         |  |      |
| UAE        | 1:36:41        | Ayoob Mohamed Sarwashi        | Guangzhou               | 21 Nov 10        |         |         |  |      |
| UGA        | 1:57:02        | Nelsensio Byingingo           | Al-Qâhira               | 27 Aug 82        |         |         |  |      |
| UKR        | 1:18:37        | Ruslan Dmytrenko              | Taicang                 | 4 May 14         |         |         |  |      |
| USA*       | 1:22:02        | Tim Seaman                    | Vallensbæk              | 22 May 04        |         |         |  |      |
| UZB        | 1:23:22        | Nikolay Bashkirtsev           | Cheboksary              | 13 May 84        |         |         |  |      |
| VEN        | 1:22:10        | Richard Vargas                | Roma                    | 7 May 16         |         |         |  |      |
| VIE        | 1:23:29        | Nguyen Thanh Ngung            | Nomi                    | 20 Mar 16        |         |         |  |      |
| ZAM        | 2:06:11        | Feston Bwalya                 | San Jose                | 1 Jun 91         |         |         |  |      |
| ZIM        | 2:07:55        | A. Johnston                   | Hannover                | 31 Jul 79        |         |         |  |      |

### 50 Kilometres Walk

|            |                |                              |                   |                  |
|------------|----------------|------------------------------|-------------------|------------------|
| ALB        | 4:40:04        | Sadik Dimiri                 | Elbasani          | 21 Apr 76        |
| ALG        | 4:19:15        | H'Mimed Rahouli              | Boumerdès         | 12 Mar 87        |
| ARG        | 4:14:29        | Benjamín Loréfice            | Buenos Aires      | 9 May 93         |
|            | 4:14:29        | Jorge Loréfice               | Buenos Aires      | 9 May 93         |
| ARM        | 4:20:40        | Vagarshak Arzumian           | Yerevan           | 11 Oct 55        |
| AUS        | 3:35:47        | Nathan Deakes                | Geelong           | 2 Dec 06         |
| AUT        | 4:02:39        | Stephan Wögerbauer           | Prerov            | 7 Jun 92         |
| AZE        | 3:54:47        | Sergey Shildkret             | Leningrad         | 17 Jul 85        |
| BEL        | 3:47:34        | Godfried Dejonckheere        | Arras             | 10 Sep 89        |
| BLR        | 3:40:02        | Aleksandr Potashov           | Moskva            | 27 May 90        |
| BOL        | 4:02:00        | Ronal Quispe                 | Río de Janeiro    | 19 Aug 16        |
| BRA        | 3:47:02        | Caio Bonfim                  | Río de Janeiro    | 19 Aug 16        |
| BUL        | 4:07:46        | Boncho Lapkov                | Békéscsaba        | 14 Apr 85        |
| CAN        | 3:41:38        | Evan Dunfee                  | Río de Janeiro    | 19 Aug 16        |
| CHI        | 3:58:54        | Eduard Araya                 | Cd. Juárez        | 6 Mar 16         |
| CHN        | 3:36:06        | Yu Chaohong                  | Nanjing           | 22 Oct 05        |
| CMR        | 5:05:51        | Daniel Foudjem Ngano         | La Coruña         | 14 May 06        |
| COK        | 5:37:31        | Uaongo Areai                 | Okato             | Jun 80           |
| COL        | 3:47:41        | James Rendón                 | Valley Cottage    | 14 Sep 14        |
| CRC        | 4:21:19        | Bernardo Calvo               | Guadalajara       | 29 Oct 11        |
| <b>CRO</b> | <b>4:13:01</b> | <b>Bruno Erent</b>           | <b>Dudince</b>    | <b>25 Mar 17</b> |
| CUB        | 3:52:19        | Edel Oliva                   | Mar del Plata     | 24 Mar 95        |
| CYP        | 5:16:59        | John Constandinou            | Yverdon-les-Bains | 29 Oct 06        |
| CZE        | 3:49:08        | Miloš Holuša                 | Fribourg          | 14 Apr 96        |
| DEN        | 3:51:46        | Jacob Sørensen               | Dublin            | 15 Jun 02        |
| ECU        | 3:42:57        | Andrés Chocho                | Cd. Juárez        | 6 Mar 16         |
| EGY        | 4:22:04        | Ahmed Deifalla Mohamed       | Dudince           | 19 Mar 16        |
| ESA        | 3:53:57        | Emerson Hernández            | London            | 11 Aug 12        |
| ESP        | 3:38:43        | Valentín Massana             | Orense            | 20 Mar 94        |
| EST        | 4:07:10        | Olav Laiv                    | Kohtla-Järve      | 14 Jun 75        |
| ETH        | 4:58:54        | Debeko Yanka Degife          | La Coruña         | 14 May 06        |
| FIJ        | 5:50:19        | Caleb Maybir                 | Brisbane          | 28 Jun 92        |
| FIN        | 3:39:34        | Valentin Kononen             | Dudince           | 25 Mar 00        |
| FRA        | 3:32:33        | Yohan Diniz                  | Zürich            | 15 Aug 14        |
| GBR        | 3:51:37        | Chris Maddocks               | Plymouth          | 28 Oct 90        |
| GEO*       | 3:57:28        | Aleksandr Shcherbina         | Alma Ata          | 17 Oct 65        |
| GER        | 3:37:46        | Andreas Erm                  | Paris (St. Denis) | 27 Aug 03        |
| GHA*       | 4:42:15        | Kofi Ali                     | Cape Coast        | 29 Apr 06        |
| GRE        | 3:49:56        | Alexandros Papamihail        | London            | 11 Aug 12        |
| GUA        | 3:41:09        | Érick Barrondo               | Dudince           | 23 Mar 13        |
| <b>HKG</b> | <b>5:03:23</b> | <b>Ken Cheung Wai Tak</b>    | <b>Hongkong</b>   | <b>1 Jan 17</b>  |
| HON        | 4:01:07        | Santiago Fonseca             | Cd. de Guatemala  | 12 Jan 86        |
| HUN        | 3:48:41        | Sándor Urbanik               | Dudince           | 24 Mar 01        |
| INA        | 4:32:32        | Sutrisno                     | Lingayen          | 19 May 97        |
| <b>IND</b> | <b>3:56:00</b> | <b>Sandeep Kumar Sangwan</b> | <b>New Delhi</b>  | <b>18 Feb 17</b> |
| IRL        | 3:37:54        | Robert Heffernan             | London            | 11 Aug 12        |
| ISR        | 4:17:07        | Shaul Ladany                 | Marcinelle        | 2 Jul 72         |
| ISV        | 5:09:04        | Henry Klein                  | Malmö             | 18 Sep 76        |
| ITA        | 3:36:04        | Alex Schwazer                | Rosignano Solvay  | 11 Feb 07        |
| JPN        | 3:40:12        | Yuki Yamazaki                | Wajima            | 12 Apr 09        |
| KAZ        | 3:39:22        | Sergey Korepanov             | Mézidon           | 2 May 99         |
| KEN        | 4:25:24        | William Sawe                 | Seoul             | 30 Sep 88        |
| KGZ        | 3:52:05        | Otto Barch                   | Moskva            | 27 Jul 79        |
| KOR        | 3:45:55        | Park Chil-Sung               | London            | 11 Aug 12        |
| LAT        | 3:43:18        | Aigars Fadejevs              | Ogre              | 6 Jun 98         |
| LBA        | 5:15:53        | Ahmed Issa Yekou             | Tunis             | 15 Sep 67        |
| LTU        | 3:49:30        | Donatas Skarmulis            | Dudince           | 29 Mar 08        |
| LUX        | 4:10:05        | Lucien Faber                 | Bad Krotzingen    | 15 Apr 84        |
| MAD        | 6:11:14        | Flaviano Rakotonirina        | Saint-Denis/REU   | 18 Apr 10        |
| MAR        | 4:57:29        | Hassan Kouchaoui             | Albi              | 21 Apr 84        |
| MAS        | 4:10:05        | Govindasamy Saravanan        | Kuala Lumpur      | 21 Sep 98        |
| MDA        | 4:01:38        | Feodosii Chumachenko         | Kyiv              | 24 Sep 99        |
| MEX        | 3:41:20        | Rául González                | Podebrady         | 11 Jun 78        |

#### Notes (\*)

- CGO 1:33:18 Roméo Amborno Brazzaville 4 Aug 13 - doubtful distance  
 DOM Better marks were achieved on courses apparently short  
 FIJ Marks by Dip Chand - doubtful and in any case not ratified by federation  
 GHA Doubtful distance  
 ITA 1:17:30 Alex Schwazer Lugano 18 Mar 12 - subsequently annulled for doping violation  
 NGR 1:25:42 Adeyemi Kazeem Abuja 3 Jul 08 - doubtful distance



| COUNTRY | MARK    | NAME                  | VENUE             | DATE      | COUNTRY  | MARK         | VENUE             | DATE             |
|---------|---------|-----------------------|-------------------|-----------|--|--------------|-------------------|------------------|
| MRI     | 4:22:49 | Jérôme Caprice        | Saransk           | 13 May 12 | AUT  | 39.16        | Luzern            | 25 Jun 96        |
| MYA     | 4:21:52 | Nyunt Win             | Rangoon           | 17 Jan 97 | (Schützenauer, M. - Lachkovics, M. - Griesser, T. - Pöstinger, C.)       |              |                   |                  |
| NCA     | 4:23:55 | Luis Canelo           | Ranchuelo         | 2 Apr 89  | AZE  | 39.78        | Sarajevo          | 20 Jun 09        |
| NED     | 3:58:21 | Harold van Beek       | Békéscsaba        | 5 Apr 92  | (Bulichev, V. - Guliyev, R. - Abbasov, R. - Setin, P.)                   |              |                   |                  |
| NGR     | 6:00:16 | Charles Arosanyin     | Bradford          | 3 Jun 02  | BAH  | 38.52        | Glasgow           | 1 Aug 14         |
| NOR     | 3:41:16 | Trond Nymark          | Berlin            | 21 Aug 09 | (Griffith, A. - Fraser, W. - Hart, Sh. - Smith, T.)                      |              |                   |                  |
| NZL     | 3:48:05 | Craig Barrett         | New Plymouth      | 16 Jun 01 | BAN  | 40.59        | Islamabad         | 25 Oct 89        |
| PAN     | 4:37:17 | Leonel Ramos          | Cd. de México     | 17 Apr 83 | (Shah Jalal, M. - Shah Alam, M. - Choudhury, S. - Hossain Milzer, M.)    |              |                   |                  |
| PER     | 3:56:35 | Pavel Ivar Chihuán    | Taicang           | 3 May 14  | BAR  | 38.55        | San José/CRC      | 9 Aug 15         |
| PHI     | 4:22:38 | Saturnino Salazar     | Lingayen          | 19 May 97 | (Cadogan, L. - Gittens, R. - Deshong, N. - Ellis, B.)                    |              |                   |                  |
| PLE     | 5:59:57 | Yasser Ali Dib        | Al-Qâhira         | 26 Aug 95 | BDI  | 42.32        | Annaba            | 1 Sep 88         |
| POL     | 3:36:03 | Robert Korzeniowski   | Paris (St. Denis) | 27 Aug 03 | (Niyonkuru, J. - Sindayigaya, A. - Ntahimpéra, K. - Surwingana, L.)      |              |                   |                  |
| POR     | 3:45:17 | João Vieira           | Pontevedra        | 4 Mar 12  | BEL  | 39.05        | Paris (St. Denis) | 30 Aug 03        |
| PUR     | 4:16:00 | Luis López            | Xalapa            | 29 Nov 14 | (Bongelo, B. - Ferro, A. - Beyens, K. - De Baerdemaker, X.)              |              |                   |                  |
| QAT     | 5:30:00 | Mohamed Salem         | (Belgium)         | 12 Jul 82 | BEN  | 40.17        | Johannesburg      | 15 Sep 99        |
| ROU     | 3:55:59 | Marius Cocioran       | Murcia            | 17 May 15 | (Moutalabi, I. - Fanou, A. - Dangbo, P. - Alamou, S.)                    |              |                   |                  |
| RSA     | 3:54:12 | Marc Mundell          | Melbourne         | 13 Dec 15 | BER  | 39.75        | Montreal          | 27 Jun 76        |
| RUS     | 3:34:14 | Denis Nizhegorodov    | Cheboksary        | 11 May 08 | (Sharpe, M. - Trott, D. - Dill, C. - Simons, G.)                         |              |                   |                  |
| SGP     | 5:07:03 | Arumugan Kannan       | Rangoon           | 9 Dec 69  | BHU  | 46.1         | Thimphu           | 9-13 Jul 14      |
| SLO     | 4:18:28 | Milan Balek           | Wien              | 16 Oct 83 | (Kumar, D. - Ghalley, D. - Dorji, D. - Tshering, M.)                     |              |                   |                  |
| SMR     | 4:37:12 | Stefano Casali        | Pescara           | 20 Mar 94 | BIH  | 41.35        | Marsa             | 19 Jun 10        |
| SRB     | 3:48:01 | Aleksandar Raković    | Mézidon           | 2 May 99  | (Huseinbašić, S. - Cvijetić, I. - Malkić, A. - Čović, N.)                |              |                   |                  |
| SUI     | 3:59:20 | Pascal Charrière      | Fribourg          | 14 Apr 96 | BIZ  | 42.03        | Managua           | 27 Jun 15        |
| SVK     | 3:34:38 | Mátej Tóth            | Dudince           | 21 Mar 15 | (Bregal, J. - Jones, B. - Avila, L. - Anderson, M.)                      |              |                   |                  |
| SWE     | 3:44:49 | Bo Gustafsson         | Seoul             | 30 Sep 88 | BLR  | 39.44        | Kyiv              | 13 Jul 91        |
| THA     | 4:32:40 | Sakchai Samothkao     | Jakarta           | 16 Oct 97 | (Cherkashen, A. - Starovoitov, A. - Safronnikov, L. - Knysch, A.)        |              |                   |                  |
| TJK     | 3:58:13 | Aleksandr Kormilitsyn | Leningrad         | 3 Aug 85  | BOL  | 40.80        | Sucre             | 23 Nov 09        |
| TKM     | 4:24:07 | Oleg Bogdanov         | Riga              | 10 Sep 58 | (Vidovic, J. - Camargo, L. - Valenzuela, J. - Carranza, A.)              |              |                   |                  |
| TTO     | 4:47:05 | Francis Thomas        | Port-of-Spain     | 18 Jun 72 | BOT  | 39.09        | Maputo            | 13 Sep 11        |
| TUN     | 3:58:44 | Hatem Ghoulia         | Sta Eulària       | 4 Mar 07  | (Seribe, P. - Kenosi, F. - Ketlogetswe, T. - Ngwigwa, O.)                |              |                   |                  |
| TUR     | 4:44:46 | Özgur Özhan Pamuk     | Roma              | 8 May 16  | BRA  | 37.90        | Sydney            | 30 Sep 00        |
| UKR     | 3:40:39 | Ihor Hlavan           | Moskva            | 14 Aug 13 | (de Lima, V. L. - Ribeiro, E. L. - da Silva, A. D. - da Silva, C. Q.)    |              |                   |                  |
| USA     | 3:48:04 | Curt Clausen          | Mézidon           | 2 May 99  | <b>BRN</b>   | <b>39.55</b> | <b>Baku</b>       | <b>19 May 17</b> |
| UZB     | 3:54:47 | Ionat Olikh           | Leningrad         | 3 Aug 85  | (Al-Khaldi, S. - Salem, M. Y. - Issa, M. A. - Fisher, A.)                |              |                   |                  |
| VEN     | 4:02:48 | Yereman Salazar       | Roma              | 8 May 16  | <b>BRU</b>   | <b>40.92</b> | <b>Singapore</b>  | <b>28 Apr 17</b> |
|         |         |                       |                   |           | (Abdullah, M. F. - Idris, M. H. - Abdullah, A. R. - Fakhri, I. M.)       |              |                   |                  |
|         |         |                       |                   |           | BUL  | 38.99        | Moskva            | 1 Aug 80         |
|         |         |                       |                   |           | (Pavlov, V. - Ivanov, L. - Karanyotov, I. - Petrov, P.)                  |              |                   |                  |
|         |         |                       |                   |           |  | 38.99        | Sofia             | 14 Aug 82        |
|         |         |                       |                   |           | (Markov, N. - Atanasov, V. - Karanyotov, I. - Petrov, P.)                |              |                   |                  |
|         |         |                       |                   |           | BUR  | 39.57        | Beyrouth          | 3 Oct 09         |
|         |         |                       |                   |           | (Son, S. - Sanou, I. - Bologo, I. - Kobéané, G.)                         |              |                   |                  |
|         |         |                       |                   |           | CAF  | 41.3         | Libreville        | 8 Jul 76         |
|         |         |                       |                   |           | (Paouli, E. - Toro, A. - Mbetingeret, R. - Ngbangandimbo, T.)            |              |                   |                  |
|         |         |                       |                   |           | CAM  | 41.8         | Phnom Penh        | 18 Jul 68        |
|         |         |                       |                   |           | CAN  | 37.64        | Río de Janeiro    | 19 Aug 16        |
|         |         |                       |                   |           | (Haynes, A. - Brown, A. - Rodney, B. - De Grasse, A.)                    |              |                   |                  |
|         |         |                       |                   |           | CAY  | 39.54        | La Habana         | 4 Jul 09         |
|         |         |                       |                   |           | (Hyman, K. - Cuffy, T. - Hamil, D. - Morgan, Carlos)                     |              |                   |                  |
|         |         |                       |                   |           | CGO  | 39.54        | Cd. de México     | 12 Sep 79        |
|         |         |                       |                   |           | (Ntsana Nkounkou, A. - Nkanza, L. - Bassegela, J. - P. - Nkounkou, T.)   |              |                   |                  |
|         |         |                       |                   |           | CHA  | 41.1         | Québec            | 17 Aug 74        |
|         |         |                       |                   |           | CHI  | 39.49        | São Paulo         | 10 Jun 00        |
|         |         |                       |                   |           | (Keitel, S. - Faúndez, J. P. - Roach, Ric. - Roach, Rodr.)               |              |                   |                  |
|         |         |                       |                   |           | CHN  | 37.82        | Río de Janeiro    | 18 Aug 16        |
|         |         |                       |                   |           | (Tang Xingqiang - Xie Zhenye - Su Bingtian - Zhang Peimeng)              |              |                   |                  |
|         |         |                       |                   |           | CIV  | 38.60        | Edmonton          | 12 Aug 01        |
|         |         |                       |                   |           | (Meité, I. - Douhou, A. - Sonan, Y. - N'Dri, É. P.)                      |              |                   |                  |
|         |         |                       |                   |           | CMR  | 39.25        | Sevilla           | 28 Aug 99        |
|         |         |                       |                   |           | (Ngapout, J. - F. - Bengono, S. - Batangdon, J. - Toukéné - Guébogo, C.) |              |                   |                  |
|         |         |                       |                   |           | COD  | 42.67        | Brazzaville       | 16 Jul 04        |
|         |         |                       |                   |           | (Kombo, R. M. - Kitengé, F. - Tshiyinga, M. - Kiyana, M.)                |              |                   |                  |
|         |         |                       |                   |           | COK  | 44.80        | Avarua            | 2 Aug 85         |
|         |         |                       |                   |           | (Simiona, T. - Puna, T. - Tinirau, T. - Ioane, V.)                       |              |                   |                  |
|         |         |                       |                   |           | COL  | 39.20        | Mayagüez          | 29 Jul 10        |
|         |         |                       |                   |           | (Montoya, I. - Gómez, A. - Núñez, L. - Grueso, D.)                       |              |                   |                  |

**Notes (\*)**

GEO 3:57:28 - probably short course & downhill. Alternative best - 4:06:09  
Igor Della-Rosa Moskva 2 Aug 67

GHA doubtful distance

**4 x 100 Metres Relay**

|   |       |              |           |
|---|-------|--------------|-----------|
| AFG   | 43.11 | Dhaka        | 7 Feb 10  |
| (Azizi, M. - Anwari, W. - Ghanazda, A. Q. - Hamkar, G. S.)    |       |              |           |
| AIA   | 42.5  | Road Town    | 6 Jul 91  |
| ALB   | 41.48 | Velenje      | 10 Jun 95 |
| (Makaj, A. - Luli, O. - Shepeteja, S. - Parmeza, A.)          |       |              |           |
| ALG   | 39.89 | Marrakech    | 12 Aug 14 |
| (Hamoudi, M. - Bouguesba, A. - Athmani, S. D. - Bouhadda, S.) |       |              |           |
| AND   | 42.82 | Alcobendas   | 18 Jun 16 |
| (Sangra, L. - De Sa Gomes, M. - Poulet, K. - Vilchez, M.)     |       |              |           |
| ANG   | 40.41 | Marrakech    | 12 Aug 14 |
| (Gaspar, M. - Alexandre, O. - Baltazar, P. - de Oliveira, K.) |       |              |           |
| ANT   | 38.01 | Beijing      | 29 Aug 15 |
| (Walsh, Ch. - Bailey, D. - Jarvis, J. - Francis, M.)          |       |              |           |
| ARG   | 39.85 | Santiago/CHI | 24 Oct 10 |
| (Wilken, M. - Jiménez, M. - Robledo, M. - del Valle, P.)      |       |              |           |
| ARM   | 41.5  | Tbilisi      | 3 May 79  |
| ARU   | 42.35 | Mayagüez     | 16 Jul 11 |
| (Goeloe, G. - Gómez, J. - Lourens, Sh. - Brell, Q.)           |       |              |           |
| ASA   | 44.52 | Suva         | 7 Sep 79  |
| (Amisone, T. - Tinae, I. - Tulua - La'au, E.)                 |       |              |           |
| AUS   | 38.17 | Göteborg     | 12 Aug 95 |
| (Henderson, P. - Jackson, T. - Brimacombe, S. - Marsh, D.)    |       |              |           |
|   | 38.17 | London       | 10 Aug 12 |
| (Alozie, A. - Ntiamoah, I. - McCabe, A. - Ross, J.)           |       |              |           |



| COUNTRY    | MARK         | VENUE   | DATE             | COUNTRY     | MARK         | VENUE   | DATE             |
|------------|--------------|---|------------------|-------------|--------------|---|------------------|
| COM        | 41.60        | Victoria/SEY  | 12 Aug 11        | GUM         | 43.32        | Koror   | 8 Aug 98         |
|            |              | (Athoumane, M. - Mhadjou, Y. - Bacar, J. - Toyb, M.)                  |                  |             |              | (Claros, R. - Claros, P. - Neilsen, D. - Garcia, P.)                      |                  |
| CPV        | 41.8         | Praia   | 19 Jul 15        | GUY         | 39.59        | Cd. de México   | 20 Oct 75        |
|            |              | (Livramento, C. - Martins, D. - Gomes, D. - Évora, J.)                |                  |             |              | (Schultz, C. - Wilson, A. - Collison, D. - Gilkes, J.)                    |                  |
| CRC        | 40.57        | Cd. de Guatemala  | 1 Dec 01         | HAI         | 40.43        | Nivelles  | 20 Aug 00        |
|            |              | (Obando, A. J. - Colville, J. - Cantillano, V. - Colville, B.)        |                  |             |              | (Clervil, G. - Dorival, D. - Afriani, V. - Marseille, W.)                 |                  |
| CRO        | 39.76        | Zagreb  | 29 Jul 00        | HKG         | 38.47        | Taipei  | 26 May 12        |
|            |              | (Krajacic, S. - Vojnovic, D. - Orsolovic, V. - Buinjic, T.)           |                  |             |              | (Tang Yik Chun - Lai Chun Ho - Ng Ka Fung - Tsui Chi Ho)                  |                  |
| CUB        | 38.00        | Barcelona   | 8 Aug 92         | HON         | 40.83        | San José/CRC  | 24 Jun 11        |
|            |              | (Simón, A. - Lamela, J. - Isasi, J. - Aguilera, J. L.)                |                  |             |              | (Palacios, R. - Pitillo, H. - Norales, J. - Benneth, R.)                  |                  |
| CYP        | 39.12        | Bari  | 18 Jun 97        | HUN         | 38.67        | Budapest  | 11 Aug 86        |
|            |              | (Skender, G. - Marcoullides, A. - Katsantonis, P. - Zisimides, Y.)    |                  |             |              | (Karaffa, L. - Nagy, I. - Tatár, I. - Kovács, A.)                         |                  |
| CZE        | 38.82        | München   | 10 Sep 72        | <b>INA</b>  | <b>39.13</b> | <b>Taipei</b>   | <b>30 Apr 17</b> |
|            |              | (Matoušek, J. - Demeč, J. - Kynos, J. - Bohman, L.)                   |                  |             |              | <b>(Fadlin, M. A. - Iswandi, A. - Rimbawan, E. - Bobby, Y.)</b>           |                  |
| DEN        | 39.71        | Novi Sad  | 18 Jun 11        | IND         | 38.89        | New Delhi   | 12 Oct 10        |
|            |              | (Trajkovski, A. - Simonsen, J. - Kalisz, M. - Jensen, M.)             |                  |             |              | (Molla, R. - Suresh, S. - Mon, S. - Qureshi, A. N.)                       |                  |
| DJI        | 45.6         | Ali Sabieh  | 30 May 13        | IRI         | 39.69        | Tehran  | 21 Jun 13        |
|            |              | (Hassan, F. - Iltireh, S. D. - Abdi, A. A. - Ibrahim, S. H.)          |                  |             |              | (Ghasemi, R. - Habibi, A. R. - Zamani, M. - Taftian, H.)                  |                  |
| DMA        | 40.48        | St George's   | 5 Jul 03         | IRL         | 39.26        | Sydney  | 29 Sep 00        |
|            |              | (Florant, F. - James, S. - Lloyd, C. - John, B. K.)                   |                  |             |              | (McAdorey, J. - Ryan, G. - Comyns, T. - Brizzel, P.)                      |                  |
| DOM        | 38.52        | Río de Janeiro  | 16 May 16        | IRQ         | 40.44        | Manama  | 26 Apr 15        |
|            |              | (Méndez, M. - de la Cruz, Y. - del Carmen, S. - Martínez, Y.)         |                  |             |              | (Zubaiyen, H. - Abdulzahra, F. - Mohamed, A. J. - Juma, M. H. A.)         |                  |
| ECU        | 39.62        | Trujillo  | 28 Nov 13        | <b>ISL</b>  | <b>40.40</b> | <b>Tel Aviv</b>   | <b>24 Jun 17</b> |
|            |              | (Morán, L. - Valencia, J. - Nazareno, F. - Quiñónez, A.)              |                  |             |              | <b>(Stéfánsón, T. - Jasonarsson, I.K. - Gunnarsson, K. - Káráson, A.)</b> |                  |
| EGY        | 40.17        | Al-Qâhira   | 23 Nov 07        | ISR         | 38.81        | Sevilla   | 28 Aug 99        |
|            |              | (Ayed, S. S. - Mersal, H. H. - Majdi, M. - Ibrahim Seoud, A. M.)      |                  |             |              | (Yaar, R. - Jablonka, G. - Kafri, T. - Porkhomovskiy, A.)                 |                  |
| ERI        | 42.4         | Addis Ababa   | 3 May 84         | ISV         | 39.89        | La Habana   | 4 Jul 09         |
|            |              |   |                  |             |              | (Durant, A. - Henry, T. - Walters, D. - Dascent, C.)                      |                  |
| ESA        | 40.77        | Cd. de Guatemala  | 1 Dec 01         | ITA         | 38.17        | Barcelona   | 1 Aug 10         |
|            |              | (Roque, J. C. - Benítez, R. A. - Serpas, A. E. - Navarro, A. J.)      |                  |             |              | (Donati, R. - Collio, S. - Di Gregorio, E. - Checcucci, M.)               |                  |
| ESP        | 38.46        | Moskva  | 18 Aug 13        | <b>IVB</b>  | <b>39.78</b> | <b>Port-of-Spain</b>  | <b>25 Jun 17</b> |
|            |              | (Vilés, E. - Ruíz, R. - Hortelano, B. - Rodríguez, Á. D.)             |                  |             |              | <b>(Stephens, Sh. - McMaster, K. - Todman, R. - Brathwaite, R.)</b>       |                  |
| EST        | 39.52        | Zürich  | 16 Aug 14        | JAM         | 36.84        | London  | 11 Aug 12        |
|            |              | (Muru, M. - Veessalu, R. - Ellisaaar, M. - Niit, M.)                  |                  |             |              | (Carter, N. - Frater, M. - Blake, Y. - Bolt, U.)                          |                  |
| ETH        | 40.76        | Addis Ababa   | 2 May 08         | JOR         | 41.9         | Baghdad   | 10 May 94        |
|            |              | (Lencho, A. - Misbah, M. - Takiso, T. - Gelelcha, W.)                 |                  |             |              | (Abdelbaki, S. - Shaman, M. - Aouida, M. - Abou Najem, H.)                |                  |
| FIJ        | 40.15        | Tafuna  | 20 Aug 97        | JPN         | 37.60        | Río de Janeiro  | 19 Aug 16        |
|            |              | (Babitu, A. - Delai, J. - Nakaunicina, S. - Bole, S.)                 |                  |             |              | (Yamagata, R. - Iizuka, Sh. - Kiryu, Y. - Cambridge, A.)                  |                  |
| FIN        | 39.25        | Tampere   | 3 Sep 16         | KAZ         | 39.30        | Sochi   | 31 May 88        |
|            |              | (Hämäläinen, H. - Ahlfors, O. - Samuelson, S. - Myllymäki, V.)        |                  |             |              | (Yazynin, Y. - Borov, O. - Muravyov, V. - Savin, V.)                      |                  |
| FRA        | 37.79        | Split   | 1 Sep 90         | KEN         | 39.40        | Nairobi   | 30 Jul 10        |
|            |              | (Morinière, M. - Sangouma, D. - Trouabal, J. - C. - Marie - Rose, B.) |                  |             |              | (Kimaru, S. - Mutegi, A. M. - Barasa, S. - Soy, K.)                       |                  |
| FSM        | 42.12        | Suva  | 12 Jul 03        | KGZ         | 40.43        | Alma Ata  | 25 May 91        |
|            |              | (Howard, John - Rudolph, P. - Graham, K. - Howard, Jack)              |                  |             |              | (Bodrov, V. -   |                  |
| GAB        | 39.5         | Antananarivo  | 3 Sep 97         | KIR         | 44.14        | Yona  | 15 Dec 07        |
|            |              | (Tayot, C. - Dovy, L. - Mocchi - Raoumbé, P. - Boussombo, A.)         |                  |             |              | (Takeruru, T. - Taniera, T. - Nawai, R. - Matang, I.)                     |                  |
| GAM        | 39.94        | Warri   | 13 Jun 14        | KOR         | 38.74        | Jinhua  | 6 Jul 14         |
|            |              | (Joof, A. - Faye, A. - Asim, A. - Jammeh, A.)                         |                  |             |              | (Oh Kyung - Soo - Cho Kyu - Won - Kim Kuk - Young - Yeo Yo - Su - Ah)     |                  |
| GBR        | 37.73        | Sevilla   | 29 Aug 99        | <b>KOS*</b> | <b>43.56</b> | <b>Elbasan</b>  | <b>8 Jun 17</b>  |
|            |              | (Gardener, J. - Campbell, D. - Devonish, M. - Chambers, D.)           |                  |             |              | <b>(Ajazaj, M. - Ahmeti, E. - Osmanaj, L. - Ryshta, E.)</b>               |                  |
| GBS*       | 42.31        | Bissau  | 2 Jun 07         | KSA         | 38.98        | Qatif   | 28 Mar 02        |
|            |              | (Có, J. - Dabó, L. - Lopes, A. - Da Silva, H.)                        |                  |             |              | (Al - Saker, K. - Mubarak, M. A. - Al - Yami, S. M. - Al - Saffar, J. A.) |                  |
| GEO        | 40.40        | Moskva  | 29 Jul 79        | KUW         | 39.75        | Manama  | 26 Apr 15        |
|            |              | (Bagashvili, G. - Chitadze, T. - Mekvabishili, B. - Ivanov, V.)       |                  |             |              | (Al - Youha, I. - Al - Youha, Y. - Al - Mandeel, A. - Al - Mutairi, M.)   |                  |
| GEQ        | 43.9         | Malabo  | 5 Jun 96         | LAO         | 41.94        | Singapore   | 12 Jun 15        |
|            |              | (Pidal, J. - Nsue, N. - Elanga, B. - Mahama, F.)                      |                  |             |              | (Khentanone, N. - Xaysa, A. - Luangsulin, S. - Phomphady, S.)             |                  |
| GER        | 38.02        | Weinheim  | 27 Jul 12        | LAT         | 39.32        | Moskva  | 18 Jun 83        |
|            |              | (Reus, J. - Unger, T. - Kosenkow, A. - Jakubczyk, L.)                 |                  |             |              | (Murašovs, G. - Razmuss, R. - Tone, J. - Āboliņš, A.)                     |                  |
| GHA        | 38.12        | Athína  | 9 Aug 97         | LBA         | 42.08        | Casablanca  | 8 Aug 85         |
|            |              | (Duah, A. - Nkansah, E. - Zakari, A. - Tuffour, E.)                   |                  |             |              |   |                  |
| <b>GIB</b> | <b>43.72</b> | <b>Visby</b>  | <b>27 Jun 17</b> | LBN         | 41.78        | Beyrouth  | 15 Jun 03        |
|            |              | <b>(Torres, J. - Collado, S. - Penalver, S. - Gill, C.)</b>           |                  |             |              | (Al - Hares, Y. - Messaikeh, Z. - Cheaib, M. - Tamim, M. S.)              |                  |
| GRE        | 38.61        | Paris   | 19 Jun 99        | LBR         | 39.77        | Sydney  | 29 Sep 00        |
|            |              | (Séggos, V. - Alexópoulos, A. - Panayiotópoulos, Y. - Hoidis, H.)     |                  |             |              | (Mawenh, K. - Cooper, S. - Reyes, A. - Koyian Morlu, A.)                  |                  |
| GRN        | 40.13        | St George's   | 5 Jul 03         | LCA         | 40.56        | Winnipeg  | 30 Jul 99        |
|            |              | (Mitchell, A. - Swan, B. - McIntosh, F. - Alexander, A.)              |                  |             |              | (John, E. - Johnson, D. - Henville, D. - Promesse, R.)                    |                  |
| GUA        | 39.25        | La Habana   | 30 Jul 00        | LES         | 42.11        | Johannesburg  | 15 Sep 99        |
|            |              | (Tinoco, J. - Blanco, M. R. - Meneses, O. - Meneses, J.)              |                  |             |              | (Mosili, M. - Molise, R. - Mphou, M. - Thuso, S.)                         |                  |
| GUI        | 41.5         | Fria  | 5 Jan 75         |             |              |   |                  |

| COUNTRY  | MARK  | VENUE           | DATE      | COUNTRY  | MARK         | VENUE                | DATE             |
|--|-------|-----------------|-----------|--|--------------|----------------------|------------------|
| LIE*   | 42.41 | Monaco          | 16 May 87 | NZL  | 38.99        | Sydney               | 20 Nov 05        |
| (Nägele)   |       |                 |           | (Roberts, D. - Falealili, D. - Dolphin, J. - Donaldson, C.)            |              |                      |                  |
| LTU  | 39.81 | Beograd         | 12 Jul 09 | OMA  | 39.49        | Madinat Isa          | 18 Oct 11        |
| (Dilys, E. - Sakalauskas, R. - Adomavičius, Ž. - Pranckevičius, A.)  |       |                 |           | (Al - Jabri, F. - Al - Harthi, B. - Al - Sooli, A. - Al - Noufali, Y.) |              |                      |                  |
| LUX*   | 41.29 | Luxembourg      | 16 Jun 79 | PAK  | 40.24        | Quetta               | 9-11 May 16      |
| (Berna, M. - Kirpach, Y. - Martinelli, R. - Bombardella, R.)         |       |                 |           | (Shahbaz, M. - Ali, L. - Ali, U. - Ahmed, U)                           |              |                      |                  |
| MAC  | 40.77 | Tianjin         | 9 Oct 13  | PAN  | 40.07        | Caracas              | 9 May 07         |
| (Pao Hin Fong - Yang Zi Xian - Lao long - Lam Kin Hang)              |       |                 |           | (Rodríguez, A. - Edmund, A. - Gibson, J. - Edward, A.)                 |              |                      |                  |
| MAD  | 40.49 | Antananarivo    | 16 Aug 07 | PAR  | 40.88        | Montevideo           | 4 Oct 14         |
| (Randrianarison - Zafimahakoko - Rakotoarimanana - Sinosoke)         |       |                 |           | (Leguizamón, C. - Maidana, F. - Cáceres, J. - Ayala, Á.)               |              |                      |                  |
| MAR  | 39.61 | Latakia         | 7 Sep 92  | PER  | 40.38        | Cd. de México        | 23 Jul 88        |
| (El Kandoussi, M. - Moudamane, M. - Bensaddou, D. - El Boukhari, A.) |       |                 |           | (del Rio, J. - Mautino, G. - Mautino, M. - del Castillo, M.)           |              |                      |                  |
| MAS  | 39.67 | Singapore       | 12 Jun 15 | <b>PHI</b>   | <b>39.96</b> | <b>Hongkong</b>      | <b>25 Jun 17</b> |
| (Njepa, J. - Yahaya, M. I. - Mohd Sobri, H. - Kennedy, N.)           |       |                 |           | <b>(Lopena, A. - Unso, P.S. - Bagsit, A.C. - Beram, T.)</b>            |              |                      |                  |
| MAW  | 43.2  | Luanshya        | 24 Sep 83 | PLE  | 42.2         | Al-Kuwait            | 10 Apr 79        |
|  |       |                 |           |  |              |                      |                  |
| MDA  | 40.70 | Moskva          | 29 Jul 79 | PLW  | 42.57        | Santa Rita           | 11 Jun 99        |
| (Soin - Ganchenko, A. - Yordanov, Y. - Afteni, A.)                   |       |                 |           |  |              |                      |                  |
| MDV  | 41.21 | Guwahati        | 10 Feb 16 | PNG  | 40.29        | Pirae                | 24 Aug 95        |
| (Saaid, H. - Haleem, H. - Inaas, H. - Ahmed, A.)                     |       |                 |           | (Akia, A. - Pulu, P. - Ali, A. - Babo, S.)                             |              |                      |                  |
| MEX  | 39.32 | Cd. de México   | 21 Jun 92 | POL  | 38.31        | London               | 10 Aug 12        |
| (Rojas, G. - Nava, E. - Adam, H. - Cárdenas, A.)                     |       |                 |           | (Masztak, K. - Kuć, D. - Kubaczyk, R. - Kryński, K.)                   |              |                      |                  |
| MGL  | 42.3  | Ulan Bator      | 11 Aug 90 | POR  | 38.65        | Rieti                | 1 Aug 15         |
|  |       |                 |           | (Costa, A. - Obikwelu, F. - Abrantes, A. - Nascimento, Y.)             |              |                      |                  |
| MHL  | 44.55 | Kolonia         | 26 Jul 02 | PRK  | 41.3         | Pyongyang            | 25 Apr 95        |
| (Ishoda, B. - Hermios, R. - Matthew, C. - Cress, R.)                 |       |                 |           |  |              |                      |                  |
| MKD  | 42.7  | Skopje          | 17 Sep 75 | PUR  | 39.04        | Daegu                | 4 Sep 11         |
| (Cadikovski, G. - Koevski, D. - Taševski, Z. - Blagoev, T.)          |       |                 |           | (Amalbert, M. - Rodríguez, C. - Holston, M. - López, M.)               |              |                      |                  |
|  | 42.86 | Banská Bystrica | 22 Jun 13 | PYF  | 41.8         | Pirae                | 11 Sep 71        |
| (Golubic, S. - Efremov, K. - Ajdarov, R. - Pandev, R.)               |       |                 |           | (Salmon, J. - Aunoa, A. - Bourné, J. - Tetaria, C.)                    |              |                      |                  |
| MLI  | 40.83 | Porto Novo      | 23 May 09 | QAT  | 39.05        | Athína               | 9 Aug 97         |
| (Berthé, R. - Coulibaly, G. - Diarra, M. - Mariko, B.)               |       |                 |           | (Abbas, J. - Al - Sheib, S. - Youssef, J. S. - Mubarak, S. M.)         |              |                      |                  |
| MLT  | 40.63 | Andorra         | 2 Jun 05  | ROU  | 39.21        | Erzurum              | 25 Jul 15        |
| (Mallia, J. - Chouhal, R. - Bonello, M. - Gilford, D.)               |       |                 |           | (Pitigoi, I. - Câmpeanu, M. - Neagoe, I. A. - Budin, D. M.)            |              |                      |                  |
|  | 40.63 | Andorra         | 4 Jun 05  | RSA  | 38.35        | Glasgow              | 2 Aug 14         |
| (Mallia, J. - Chouhal, R. - Bonello, M. - Gilford, D.)               |       |                 |           | (Bruintjies, H. - Magakwe, S. - Titi, N. - Simbini, A.)                |              |                      |                  |
| MNE  | 41.12 | Baku            | 21 Jun 15 | RUS  | 38.46        | Split                | 1 Sep 90         |
| (Rakić, L. - Vojvodić, B. - Cetković, S. - Petričević, B.)           |       |                 |           | (Zharov, I. - Krylov, V. - Fatun, O. - Goremykin, A.)                  |              |                      |                  |
| MNT  | 42.34 | Vieux Fort      | 22 Feb 14 | RWA  | 43.6         | Nairobi              | 3 Dec 06         |
| (Morris, J. - Ryan, L. - Skerritt, A. - Dyett, A.)                   |       |                 |           | (Minani, F. - Mulinda, I. - Ndayisaba, S. - Barabesya, J. D.)          |              |                      |                  |
| MOZ  | 41.70 | Gaborone        | 1 Jun 13  | SAM  | 41.91        | Brisbane             | 9 Oct 82         |
| (Kudzanai, A. -)   |       |                 |           | (Fong, W. - Saufoi - Mausili, R. F. - Leota, J.)                       |              |                      |                  |
| MRI  | 38.99 | Edmonton        | 11 Aug 01 | SEN  | 39.36        | Nice                 | 15 Jul 92        |
| (Casquette, A. - Milazar, E. - Augustin, F. - Buckland, S.)          |       |                 |           | (Loum, O. - Loum, S. - Mbaye, A. M. - Seck, C. L.)                     |              |                      |                  |
| MTN  | 43.45 | Bakau           | 11 May 01 | SEY  | 40.79        | Victoria/SEY         | 12 Aug 11        |
|  |       |                 |           | (Loizeau, M. - Marie, N. - Henriette, L. - D'Souza, D.)                |              |                      |                  |
| MYA  | 41.76 | Nay Pyi Taw     | 16 Dec 13 | SGP  | 39.24        | Singapore            | 12 Jun 15        |
| (Kyaw San Lin - Kyaw Zin Aung - Zaw Lwin Htoo - Thet Zaw Win)        |       |                 |           | (Kang Li Loong, C. - Yeo Foo Ee, G. - Lee Cheng Wei - Jamal, M. A.)    |              |                      |                  |
| NAM  | 39.22 | Brazzaville     | 15 Sep 15 | SKN  | 38.41        | London               | 10 Aug 12        |
| (Tjiviju, E. - Kaanjuka, H. - Gurirab, D. - Uri Khob, J.)            |       |                 |           | (Roland, L. - Rogers, J. - Adams, A. - Lawrence, B.)                   |              |                      |                  |
| NCA  | 41.59 | La Habana       | 15 Jun 86 | SLE  | 38.91        | Atlanta              | 2 Aug 96         |
| (Pérez, H. - Newball, H. - Guillén, R. - Lisby, G.)                  |       |                 |           | (Lisk, P. - Ganda, T. - Thomas, Josephus - Turay, S.)                  |              |                      |                  |
| NED  | 38.29 | London          | 10 Aug 12 | SLO  | 39.20        | Sevilla              | 22 Jun 02        |
| (Mariano, B. - Martina, Ch. - Codrington, G. - van Luijk, P.)        |       |                 |           | (Predanić, R. - Osovnikar, M. - Fridrih, B. - Žumer, J.)               |              |                      |                  |
| NEP  | 41.17 | Madras          | 23 Dec 95 | SMR  | 41.71        | Marsa                | 7 Jun 03         |
| (Shrestha, L. - Pandey, S. - Chaudhari, R. K. - Thapa, G.)           |       |                 |           | (Carattoni, M. - Gorrieri, F. - Righi, F. - Berardi, G. N.)            |              |                      |                  |
| NFI  | 45.51 | Middlegate      | 12 Dec 01 | SOL  | 41.55        | Apia                 | 8 Sep 07         |
| (Menzies, D. - Graham - Mogey, B. - Christian, W.)                   |       |                 |           | (Kabitani, N. - Iroga, J. - Manioru, F. - Walasi, C.)                  |              |                      |                  |
| NGR*   | 37.94 | Athína          | 9 Aug 97  | SOM  | 43.6         | Baghdad              | 10 Apr 80        |
| (Ezinwa, O. - Adeniken, O. - Obikwelu, F. - Ezinwa, D.)              |       |                 |           |  |              |                      |                  |
| NIG  | 41.13 | Niamey          | 13 Dec 05 | SRB  | 39.79        | Sarajevo             | 19 Sep 81        |
| (Aliou, D. - Bello, Y. - Garba, A. - Saâdou, I.)                     |       |                 |           | (Nikolić, M. - Zarić, D. - Popović, A. - Milinkov, N.)                 |              |                      |                  |
| NMI  | 44.78 | Susupe          | 28 Jun 06 | SRI  | 39.38        | Wuhan                | 4 Jun 15         |
| (Roligat, D. - Omar, T. - Dillay, D. - Jones, B.)                    |       |                 |           | (Eashan, H. W. - Ambepitiya, Sh. - De Silva, V. M. - Mohamed, A. L.)   |              |                      |                  |
| NOR  | 38.96 | München         | 21 Jun 97 | <b>SSD</b>   | <b>47.4</b>  | <b>Dar-es-Salaam</b> | <b>14 May 17</b> |
| (Ramirez, F. - Ertzgård, J. - Sivle, P. I. - Moen, G.)               |       |                 |           | <b>(Seme, E. - Tayar, D. W. - Lino, R. O. - Francisco, E.)</b>         |              |                      |                  |
| NRU  | 44.50 | Mata-Utu        | 6 Sep 13  | STP  | 43.4         | São Tomé             | 10 Jul 82        |
| (Dagearo, J. - Haulangi, N. - Depaune, A. - Jeremiah, J.)            |       |                 |           | (Manuel, S. - Lombá, F. - Lima, R. V. - Cadio Paraiso, A.)             |              |                      |                  |







| COUNTRY | MARK    | VENUE   | DATE      | COUNTRY    | MARK           | VENUE   | DATE             |
|---------|---------|---|-----------|------------|----------------|---|------------------|
| JAM     | 2:56.75 | Athína  | 10 Aug 97 | MNE        | 3:19.87        | Baku  | 22 Jun 15        |
|         |         | (McDonald, M. - Haughton, G. - McFarlane, D. - Clarke, D.)                        |           |            |                | (Marić, S. - Pešić, D. - Nikolić, M. - Cetković, Š.)                  |                  |
| JOR     | 3:14.3  | Al-Qâhira   | 5 Oct 89  | MNT        | 3:52.2         | Plymouth  | 24 Jul 82        |
|         |         | (Shaman, M. - Al - Balawi, J. - Abou Najem, H. - Al - Safi, A.)                   |           |            |                |   |                  |
| JPN     | 3:00.76 | Atlanta   | 3 Aug 96  | MON*       |                | See footnote  |                  |
|         |         | (Karube, S. - Ito, K. - Osakada, J. - Omori, S.)                                  |           |            |                |   |                  |
| KAZ     | 3:08.00 | Almaty  | 15 Jun 14 | MOZ        | 3:08.95        | Los Angeles   | 10 Aug 84        |
|         |         | (Korobeynikov, D. - Bekenov, O. - Kondratyev, I. - Zaykov, S.)                    |           |            |                | (Loforte, L. - Goncalvo, P. - Titos, A. - Ferreira, H.)               |                  |
| KEN     | 2:59.63 | Barcelona   | 7 Aug 92  | MRI        | 3:06.21        | Harare  | 18 Sep 95        |
|         |         | (Kitur, D. - Kitur, S. - Kipkemboi, S. - Kemboi, S.)                              |           |            |                | (Milazar, J. - Méyépa, D. - Pierre - Louis, D. - Clément, D.)         |                  |
| KGZ     | 3:13.7  | Moskva  | 28 Jul 79 | MTN        | 3:20.42        | Nouakchott  | 17 Apr 04        |
|         |         | (Antoshkin, S. - Tikhonov, S. - Pedan, A. - Nikulets, V.)                         |           |            |                | (Ould Mohamed, Y. - Gandéga, B. - N'Dao, H. - Konaté, M.)             |                  |
| KIR     | 3:31.42 | Apia  | 8 Sep 07  | MYA        | 3:16.12        | Rangoon   | 10 Dec 69        |
|         |         | (Takeruru, T. - Teekia, T. - Ateri, B. - Ibeatu, B.)                              |           |            |                | (Soe Win - Crampton, J. - Khin Maung Tint - Khin Maung Gye)           |                  |
| KOR     | 3:04.03 | Incheon   | 2 Oct 14  | NAM        | 3:11.60        | Kuala Lumpur  | 20 Sep 98        |
|         |         | (Park Se - Jung - Park Bong - Ko - Seong Hyuk - Ye - Yeo Yo - Su - Ah))           |           |            |                | (Naimwhaka, E. - Kamati, V. - Tjiroze, M. - Van Wyk, C.)              |                  |
| KOS     | 3:16.87 | Pitești   | 26 Jun 16 | NCA        | 3:17.69        | Managua   | 23 Jun 13        |
|         |         | (Hajdari, M. - Sadiku, V. - Kryeziu, G. - Kryeziu, A.)                            |           |            |                | (Alemán, D. - Véliz, J. - Lugo, H. - Vanegas, L.)                     |                  |
| KSA     | 3:02.30 | Guangzhou   | 26 Nov 10 | <b>NED</b> | <b>3:02.37</b> | <b>Lille</b>  | <b>25 Jun 17</b> |
|         |         | (Al - Sabyani, I. M. - Al - Salhi, M. O. - Al - Bishi, H. H. - Masrahi, Y. A.)    |           |            |                | <b>(Stuivenberg, M. - Bonevacía, L. - Agard, T. - Blauwhof, B.)</b>   |                  |
| KUW     | 3:04.82 | Beyrouth  | 4 Jul 01  | NEP        | 3:14.89        | Kathmandu   | 29 Sep 99        |
|         |         | (Abdulrahman, B. A. - Al - Shamari, D. F. - Al - Johar, K. A. - Al - Harbi, M. S) |           |            |                | (Shrestha, L. - Mahat, P. - Khatri, K. - Chaudhari, D. R.)            |                  |
| LAO     | 3:23.67 | Vientiane   | 18 Dec 12 | NGR        | 2:58.68        | Sydney  | 30 Sep 00        |
|         |         | (Kountavong, K. - Siphonexay, K. - Chansombat, S. - Souvannavong, S.)             |           |            |                | (Chukwu, C. - Monye, J. - Bada, S. - Udo - Obong, E.)                 |                  |
| LAT     | 3:04.30 | Athína  | 9 Aug 97  | NIG        | 3:15.28        | Niamey  | 16 Dec 05        |
|         |         | (Inšakovs, S. - Tēbelis, E. - Tupurītis, E. - Svikliņš, I.)                       |           |            |                | (Moussa, O. - Alou, B. - Kimba, M. - Matta, N. D.)                    |                  |
| LBA     | 3:10.00 | Pescara   | 3 Jul 09  | NMI*       | 3:36.52        | Koror   | 8 Aug 98         |
|         |         | (Kawajah, M. - Deyaf, H. - El - Tawerghi, A. - El - Gatrouni, A.)                 |           |            |                | (Ichiou, T. - Kabriiel, K. - Okumoro, J. - Eugenio, R.)               |                  |
| LBN     | 3:15.73 | Beyrouth  | 5 Oct 09  | NOR        | 3:06.67        | Helsinki  | 14 Aug 71        |
|         |         | (Hazer, A. - Semaan, Th. - Mansour, K. - Naim, R.)                                |           |            |                | (Mo, S. - Lundblad, G. - Rom, P. - Simonsen, R.)                      |                  |
| LBR     | 3:09.25 | Burnaby   | 14 Jun 05 |            | 3:06.67        | Bergen  | 29 Jun 96        |
|         |         | (Young, B. - Lewis, M. - Richards, R. - Schmader, A.)                             |           |            |                | (Douglas, Q. - Rodal, V. - Ulseth, L. - Bøhng, B.)                    |                  |
| LCA     | 3:10.45 | Basseterre  | 6 Jul 14  | NRU        | 3:43.7         | Mangilao  | 1 Apr 94         |
|         |         | (Rosen, D. - Corneil, L. - Marbey, E. - Talberc, P.)                              |           |            |                | (Capelle, J. J. - Canon, F. - Duburiya, T. - Olson, F.)               |                  |
| LES     | 3:15.67 | Atlanta   | 2 Aug 96  | NZL        | 3:05.84        | Stuttgart   | 21 Aug 93        |
|         |         | (Seatile, I. - Maseela, M. - Mahanetsa, M. - Morobe, M.)                          |           |            |                | (Farrell, S. - Cowan, N. - Dale, D. - Keddell, M.)                    |                  |
| LIE*    | 3:25.20 | Andorra   | 25 May 91 | OMA        | 3:05.94        | Wuhan   | 7 Jun 15         |
|         |         | (Vogelsang, M./SUI - Frick, M. - Meyer, M. - Tschol, F.)                          |           |            |                | (Al - Merjabi, A. - Al - Busaidi, O. - Al - Hindi, M. O. - Saleh, A.) |                  |
| LTU     | 3:09.93 | Riga  | 7 Aug 04  | PAK        | 3:07.03        | Islamabad   | 6 Apr 04         |
|         |         | (Kozlov, V. - Gorbunov, V. - Turla, R. - Butkus, M.)                              |           |            |                | (Saeed, M. A. - Munir, B. - Majeed, A. - Ahmad, S.)                   |                  |
| LUX     | 3:14.45 | Luxembourg  | 1 Jun 13  | PAN        | 3:09.67        | São Paulo   | 9 Jun 07         |
|         |         | (Lallemang, B. - Karger, V. - Scholer, T. - Frisch, J.)                           |           |            |                | (Edward, A. - Rodríguez, A. - Edmund, A. - Gibson, J.)                |                  |
| MAC     | 3:21.64 | Zhongshan   | 24 Apr 05 | PAR        | 3:17.66        | Rosário   | 1 Jun 03         |
|         |         | (Lei Vai Kun - Chao Un Kei - Sou Chon Kin - Lai Neng Fong)                        |           |            |                | (Ferreira, D. - Nogueira, A. - López Moreira, N. - Cabrera, R.)       |                  |
| MAD     | 3:08.0  | Antananarivo  | 5 Sep 97  | PER        | 3:08.53        | Cali  | 5 Aug 71         |
|         |         | (Rakotoarimandry - Rakotombelontsoa - Randriamamitiana - Zafiteny)                |           |            |                | (Alemán, J. - Siguas, J. - Marchinares, A. - Acevedo, F.)             |                  |
| MAR     | 3:02.11 | Tokyo   | 31 Aug 91 | PHI        | 3:06.58        | Bangkok   | 14 Dec 85        |
|         |         | (Kasbane, A. - Dahhane, A. - Belkaïd, B. - Lahlou, B.)                            |           |            |                | (Gido, R. - Larce, H. - Pagailuan, M. - del Prado, I.)                |                  |
| MAS     | 3:06.64 | Kuala Lumpur  | 23 Oct 91 | PLE        | 3:22.2         | Mossul  | 3 May 90         |
|         |         | (Hashim, A. - Parlan, Y. - Vellabouy, S. - Nordin Jadi, M.)                       |           |            |                |   |                  |
| MAW     | 3:11.97 | Nairobi   | 11 Aug 87 | PLW        | 3:25.52        | Kolonia   | 23 Jul 14        |
|         |         | (Ganunga, I. - Silweya, O. - Dzekedzeke, K. - Chigwenembe, A.)                    |           |            |                | (Uehara, G. - Kanai, J. - Tkel, F. - Teltull, S.)                     |                  |
| MDA     | 3:07.65 | Kyiv  | 16 Aug 88 | PNG        | 3:09.55        | Port Moresby  | 21 Sep 91        |
|         |         | (Bazarov, A. - Shipulin, Y. - Lachiza, S. - Grigoryev, S.)                        |           |            |                | (Tuna, T. - Neuendorf, B. - Selot, K. - Babo, S.)                     |                  |
| MDV     | 3:14.30 | St Paul/REU   | 6 Aug 15  | POL        | 2:58.00        | New York  | 22 Jul 98        |
|         |         | (Hassan, A. - Inas, H. - Riza, H. - Saaid, H.)                                    |           |            |                | (Rysiukiewicz, P. - Czubak, T. - Haczek, P. - Maćkowiak, R.)          |                  |
| MEX     | 3:03.19 | Edmonton  | 11 Aug 01 | POR        | 3:05.14        | Cd. de México   | 24 Jul 88        |
|         |         | (Cárdenas, A. - Juanz, O. - Carvajal, R. - Toledo, J. P.)                         |           |            |                | (Curvelo, P. - Lombá, F. - Abrantes, A. - Silva, A.)                  |                  |
| MGL     | 3:18.8  | Ulan Bator  | 12 Aug 90 | PRK        | 3:18.9         | Pyongyang   | 20 Oct 94        |
|         |         |   |           |            |                |   |                  |
| MHL     | 3:36.0  | Laura   | 30 Jul 94 | PUR        | 3:04.87        | Ponce   | 16 May 09        |
|         |         | (Motuahala, M. - Mote, T. - Andrew, D. - Asher, J.)                               |           |            |                | (Martínez, F. - Culson, J. - Benítez, V. - Carrasquillo, H.)          |                  |
| MKD     | 3:17.9  | Kralevo   | 6 Jul 80  | PYF        | 3:20.45        | Apia  | 8 Sep 07         |
|         |         | (Sacevski, S. - Ilievski, B. - Bojadziev, A. - Todorovski, Z.)                    |           |            |                | (Laibe, J. - T. - Thieury, S. - Brinkfield, T. - Yaya, I.)            |                  |
| MLI     | 3:11.94 | Ouagadougou   | 27 May 07 | QAT        | 3:02.50        | Wuhan   | 7 Jun 15         |
|         |         | (Diarra, M. - Coulibaly, M. - Hanne, M. - Diarra, O.)                             |           |            |                | (Ogunode, F. S. - Balla, A. M. - Mohamed, M. E. - Haroun, A. H.)      |                  |
| MLT*    | 3:16.18 | Marsa   | 7 Jun 03  | ROU        | 3:04.23        | Göteborg  | 12 Aug 06        |
|         |         | (Chouhal, R. - Farrugia, K. - Bonello, M. - Portelli, N.)                         |           |            |                | (Boboș, V. - Suciú, F. - Cîmpeanu, C. - Vieru, I.)                    |                  |

| COUNTRY MARK  | VENUE            | DATE             | COUNTRY MARK   | VENUE       | DATE      |
|---|------------------|------------------|--|-------------|-----------|
| RSA 2:59.21 .....<br>(Pistorius, O. - Mogawane, O. - de Beer, W. - Victor, S.)        | Daegu            | 1 Sep 11         | TUR 3:02.22 .....<br>(Kiliç, H. - Copello, Y. - Altıntaş, B. - Can, Y.)                              | Erzurum     | 12 Jun 16 |
| RUS* 2:59.38 .....<br>(Dyldin, M. - Ivashko, P. - Uglov, N. - Krasnov, V.)            | Zürich           | 17 Aug 15        | TUV 4:08.3 .....<br>Funafuti   |             | 4 May 05  |
| RWA 3:21.01 .....<br>(Muvunyi, H. - Ntakirutimana, E. - Bagina, T. - Bizimana, M.)    | Nairobi          | 31 Jul 10        | UAE 3:09.21 .....<br>(Shirook, A. O. - Juma, J. S. - Abdelkarim, S. - Khamis, H. H.)                 | Qatif       | 1 May 09  |
| SAM 3:20.88 .....<br>(Solomona, T. - Lafai, I. - Betham, K. - Curreen, A.)            | Apia             | 8 Sep 07         | UGA 3:02.09 .....<br>(Goville, J. - Kyeswa, M. - Rwamuhanda, P. - Okot, M.)                          | Los Angeles | 11 Aug 84 |
| SEN 3:00.64 .....<br>(Diarra, M. - Dia, A. - Ndiaye, H. - Faye, I.)                   | Atlanta          | 3 Aug 96         | UKR 3:02.35 .....<br>(Kaydash, A. - Tverdstup, A. - Rybalka, V. - Zyukov, Y.)                        | Edmonton    | 11 Aug 01 |
| SEY 3:11.28 .....<br>(Adam, J. - Fauré, A. - Hoareau, V. - Souffe, A.)                | Antananarivo     | 30 Aug 90        | URU 3:11.59 .....<br>(Viera, H. - Silva, A. - Techeira, R. - Estefan, D.)                            | Montevideo  | 19 May 02 |
| SGP 3:10.55 .....<br>(Ong Yeok Phee - Cheah Kim Teck - Jalleh, G. - Kunalan, C.)      | Tehran           | 15 Sep 74        | USA* 2:54.29 .....<br>(Valmon, A. - Watts, Q. - Reynolds, H. - Johnson, M.)                          | Stuttgart   | 22 Aug 93 |
| SKN 3:07.32 .....<br>(Inanga, L. - Delaney, D. - Smith, K. - Rogers, M.)              | Cartagena        | 29 Jul 06        | UZB 3:05.20 .....<br>(Prokudin, I. - Kharlov, A. - Safarov, A. - Lovachev, S.)                       | Moskva      | 22 Jun 83 |
| SLE 3:10.47 .....<br>(Dove - Edwin, H. - Sandy, F. - Grant, B. - Sawyerr, D.)         | Seoul            | 30 Sep 88        | VAN 3:13.94 .....<br>(Sorina, A. - Benjimen, D. - Kasile Nocklam, J. - Kamut, M.)                    | Nouméa      | 9 Sep 11  |
| SLO 3:02.70 .....<br>(Kocuvan, M. - Horvat, B. - Vrtačič, J. - Šestak, M.)            | Sevilla          | 28 Aug 99        | VEN 3:00.82 .....<br>(Ramírez, A. - Aguilar, A. - Acevedo, J. - Longart, O.)                         | Guadalajara | 28 Oct 11 |
| SMR 3:17.44 .....<br>(Canti, A. - Canti, D. - Molinari, M. - Tamagnini, M.)           | Andorra          | 25 May 91        | VIE 3:08.48 .....<br>(Dao Xuan Cuong - Luong Van Thao - Le Trong Chinh - Quach Cong L.)              | Singapore   | 11 Jun 15 |
| SOL 3:19.35 .....<br>(Nimanima, G. - Hitu, A. - Hana, F. - Waokahi, J.)               | Suva             | 8 Sep 79         | VIN 3:06.52 .....<br>(Coombs, E. - Dickson, T. - Linley, E. - Sampson, E.)                           | Atlanta     | 2 Aug 96  |
| SOM 3:10.85 .....<br>(Okash Omar, I. - Aden, I. A. - Abdukadir, A. M. - Arale, O. A.) | Nairobi          | 11 Aug 87        | YEM 3:18.18 .....<br>(Shaddad, W. H. - Al - Yafaei, M. S. - Al - Qaifi, S. A. - Al - Adhroui, S. A.) | Amman       | 9 Sep 03  |
| SRB 2:59.95 .....<br>(Jovković, D. - Đurović, N. - Mačev, I. - Branković, S.)         | Yugoslavia       | 31 Aug 91        | ZAM 3:07.43 .....<br>(Mukhala, T. - Mwewa, E. - Mumba, P. - Kombe, S.)                               | Glasgow     | 1 Aug 14  |
| SRI 3:02.71 .....<br>(Perera, M. - Ratnakumara, V. - Wimalawansa, R. - Kumara, R. P.) | Jakarta          | 31 Aug 00        | ZIM 3:00.79 .....<br>(Chiwira, T. - Mukomana, P. - Ngidhi, S. - Harnden, K.)                         | Athina      | 9 Aug 97  |
| SSD 3:22.50 .....<br>(Chuot, M. - Chol, G. - Kenyi, S. - Ukele, S.)                   | Durban           | 26 Jun 16        |  |             |           |
| STP 3:20.7 .....<br>(Lombá, F. - Cadio Paraiso, A. - Lima, R. V. - Duarte, S.)        | Luanda           | 27 Aug 81        |  |             |           |
| SUD 3:04.00 .....<br>(Yousif, R. - Nagmeldin, A. - Ismael, A. - Kaki, A.)             | Addis Ababa      | 4 May 08         |  |             |           |
| SUI 3:02.46 .....<br>(Clerc, P. - Rusterholz, M. - Rohr, A. - Schelbert, M.)          | Sevilla          | 28 Aug 99        |  |             |           |
| SUR 3:23.9 .....<br>(Wijnstein, E. - Grot, D. - Cruden, S. - Valentijn, L.)           | Cayenne          | 24 May 86        |  |             |           |
| SVK 3:06.02 .....<br>(Holúbek, R. - Lopuchovský, M. - Vazovan, B. - Balošák, S.)      | Banská Bystrica  | 9 Jul 00         |  |             |           |
| SWE 3:02.57 .....<br>(Carlgren, E. - Faager, A. - Öhman, K. - Rönner, U.)             | München          | 10 Sep 72        |  |             |           |
| <b>SWZ 3:11.51</b> .....<br>(Nyoni, M. - Lusenga, A. - Mkhaliphi, M. - Zwane, T.)     | <b>Germiston</b> | <b>22 Mar 17</b> |  |             |           |
| SYR 3:11.10 .....<br>(Al - Ozon, A. - Mourhej, H. - Al - Najem, Z. - Ifane, R.)       | Beyrouth         | 4 Jul 01         |  |             |           |
| TAN 3:10.12 .....<br>(Ndee, H. - Abdallah, O. - Mwanga, O. - Kamanya, C.)             | München          | 9 Sep 72         |  |             |           |
| TGA 3:19.48 .....<br>(Vaha'i, S. - Mafi, M. - Suli, P. - Kokohu, P.)                  | Port Moresby     | 21 Sep 91        |  |             |           |
| THA 3:05.47 .....<br>(Somhirun, V. - Keanchan, Ch. - Thonglek, Y. - Sakoolchan, A.)   | Chiangmai        | 15 Dec 95        |  |             |           |
| TJK 3:09.8 .....<br>(Lyushakov, K. - Gavrilin - Matveyev, S. - Basyrov)               | Dushanbe         | 85               |  |             |           |
| TKM 3:09.9 .....<br>(Bryzgin, V. - Urinov, Z. - Fedotov, V. - Spiridonov, P.)         | Moskva           | 28 Jul 79        |  |             |           |
| TKS 3:17.59 .....<br>(Garland, A. - Otuonye, I. - Antenor, M. - Cox, L.)              | Nassau           | 1 Apr 13         |  |             |           |
| TOG 3:17.7 .....<br>Lomé  |                  | 21 May 00        |  |             |           |
| <b>TPE 3:07.29</b> .....<br>(Yu Chia-Hsuan - Wang Wei-Hsu - Yu Chen-Yi - Chen Chieh)  | <b>Taipei</b>    | <b>10 May 17</b> |  |             |           |
| TTO 2:58.20 .....<br>(Quow, R. - Gordon, L. - Lendore, D. - Cedenio, M.)              | Beijing          | 30 Aug 15        |  |             |           |
| TUN 3:05.19 .....<br>(Ghali, R. - El Arusi, T. - Tabbal, K. - El Abidi, S.)           | Rabat            | 18 Jun 05        |  |             |           |

**Notes (\*)**

- LIE *Federation accepts records with residential foreigners*  
MLT *3:15.83 at Schaen, 4 Jun 11, with a foreigner (Kevin Moore, AUS)*  
MON *3:20.10 at Schaen, 4 Jun 11, with resident foreigners*  
NMI *3:34.3 at Mangilao, 1 Apr 94, with C. Frazier/USA*  
RUS *2:58.06 (Dyldin, M. - Frolov, V. - Kokorin, A. - Alekseyev, D.) Beijing 23 Aug 08 - annulled due to doping violation of Alekseyev*  
USA *2:54.20 (Young, J. - Pettigrew, A. - Washington, T. - Johnson, M.) Uniondale 22 Jul 98 - annulled due to doping violation by Pettigrew*



## BEST NATIONAL PLACINGS

This section shows the best position achieved by each country in every IAAF World Championship event, with changes since 2015 shown in bold. Where known, the country of athletes representing the former Czechoslovakia, USSR or Yugoslavia is given

| COUNTRY  | POSITION   | NAME                     | MARK         | YEAR        | COUNTRY    | POSITION   | NAME                    | MARK         | YEAR        |
|--|------------|--------------------------|--------------|-------------|------------|------------|-------------------------|--------------|-------------|
| <b>100 Metres</b>  |            |                          |              |             | EST        | 5q5        | Marek Niit              | 10.53        | 2011        |
| <i>For the purpose of this listing, the preliminary rounds of 2011-2015 are counted as a heat (h) and the next round as a second round (q)</i> |            |                          |              |             | ETH        | 7h3        | Tesfaye Jenbere         | 11.20        | 1995        |
| <b>100 Metres</b>  |            |                          |              |             | FIJ        | 7q5        | Jone Delai              | 10.47        | 1997        |
| AFG  | 6h2        | Masoud Azizi             | 11.64        | 2011        |            | 7q6        | Ratu Tabakaucoro        | 10.53        | 2013        |
| AHO  | 5          | Churandy Martina         | 10.08        | 2007        |            | <b>7q5</b> | <b>Ratu Tabakaucoro</b> | <b>10.41</b> | <b>2015</b> |
| AIA  | 7q3        | Kieron Rogers            | 10.96        | 2011        | FIN        | 4q3        | Tommi Hartonen          | 10.21        | 2001        |
| ALB  | 6h6        | Arben Maka               | 10.87        | 2003        | FRA        | 4          | Christophe Lemaitre     | 10.19        | 2011        |
| ALG  | 6q4        | Mustapha Selmi           | 10.48        | 1987        | FSM        | 6h5        | Patrickson Anson        | 11.68        | 1999        |
| AND  | 5h1        | Mikel De Sa              | 11.24        | 2013        |            | 6h7        | John Howard             | 11.08        | 2003        |
| ANG  | 6h8        | Fonseca Neto             | 11.01        | 2005        |            | 6h6        | John Howard             | 11.24        | 2005        |
| ANT  | 4          | Daniel Bailey            | 9.93         | 2009        | GAB        | DNS/q4     | Antoine Bousombo        | -            | 2001        |
| ARG  | 4h6        | Carlos Gats              | 10.43        | 1997        | GAM        | 4q1        | Su Wai'bou Sanneh       | 10.50        | 2011        |
| ARM  | 6h4        | Vahagn Javakhyan         | 10.92        | 2001        | GBR        | 1          | Linford Christie        | 9.87         | 1993        |
| ARU  | 7q2        | Geronimo Goeloe          | 10.84        | 2011        | <b>GBS</b> | <b>6q2</b> | <b>Holder da Silva</b>  | <b>10.68</b> | <b>2015</b> |
| ASA  | 4h1        | Faresa Kapsi             | 11.21        | 2013        | GEO        | 6h7        | Ruslan Rusidze          | 10.83        | 2001        |
| AUS  | 7          | Paul Narracott           | 10.33        | 1983        | GEQ        | 6h11       | Francisco Obama Afang   | 11.82        | 1995        |
| AUT  | 4s1        | Andreas Berger           | 10.37        | 1987        |            | 6h1        | Pasqual Esono           | 11.32        | 1999        |
| AZE  | 6h6        | Ruslan Abbasov           | 10.72        | 2007        | GER        | 6          | Christian Haas (FRG)    | 10.32        | 1983        |
| BAH  | 2          | Derrick Atkins           | 9.91         | 2007        | GHA        | 7          | Aziz Zakari             | 10.24        | 2001        |
| BAN  | 5h3        | Mesbah Ahmed             | 11.23        | 2013        | GIB        | DNF/h1     | Dominic Carroll         | -            | 2009        |
| BAR  | 4          | Obadele Thompson         | 10.00        | 1999        | GRE        | 5s1        | Angelos Pavlakákis      | 10.29        | 1997        |
| BEL  | 4q5        | Patrick Stevens          | 10.31        | 1997        | GRN        | 6h1        | Nigel Jones             | 10.88        | 1995        |
| BEN  | 5h9        | Pascal Dangbo            | 10.64        | 1999        |            | 6h3        | Nigel Jones             | 10.68        | 1997        |
|  | 5h2        | Souhalia Alamou          | 10.46        | 2003        | <b>GUI</b> | 7h5        | Theodore Haba           | 10.75        | 1993        |
| BER  | 5h4        | Gregory Simons           | 10.78        | 1983        |            | 7h2        | Oumar Bella Bah         | 11.20        | 2009        |
| <b>BHU</b>   | <b>8h2</b> | <b>Tashi Dendup</b>      | <b>12.15</b> | <b>2015</b> |            | <b>7h1</b> | <b>Mohamed Dansoko</b>  | <b>11.11</b> | <b>2015</b> |
| <b>BIZ</b>   | <b>6q4</b> | <b>Mark Anderson</b>     | <b>10.87</b> | <b>2015</b> | GUM        | 5h1        | Philam Garcia           | 10.79        | 2005        |
| BOT  | 4h6        | Thalasang Molapisi       | 10.71        | 2005        | GUY        | 4q1        | Adam Harris             | 10.30        | 2013        |
| BRA  | 7          | Robson da Silva          | 10.12        | 1991        | HKG        | 7q7        | Tsui Chi Ho             | 10.65        | 2011        |
| BRN  | 5h6        | Khaled Jouma             | 10.68        | 1991        | HON        | 6q5        | Rolando Palacios        | 10.24        | 2009        |
|  | 5h8        | Khaled Jouma             | 10.93        | 1993        | HUN        | 4          | Attila Kovács           | 10.20        | 1987        |
| <b>BRU</b>   | <b>8q7</b> | <b>Md Fakhri Ismail</b>  | <b>10.72</b> | <b>2015</b> | INA        | 7q7        | Sapwaturrahman          | 10.89        | 2013        |
| BUL  | 8s2        | Valentin Atanasov        | 10.53        | 1987        | <b>IRI</b> | <b>7s3</b> | <b>Hassan Taftian</b>   | <b>10.20</b> | <b>2015</b> |
| BUR  | 7q4        | Gérard Kobéané           | 10.59        | 2011        | IRL        | 5q2        | Jason Smyth             | 10.57        | 2011        |
|  | 7q1        | Innocent Bologo          | 10.57        | 2013        | IRQ        | 8h7        | Imad Ahmed              | 11.26        | 1999        |
| CAF  | 5h3        | Béranger Bossé           | 10.59        | 2007        | ISR        | 4q3        | Alex Porkhomovskiy      | 10.20        | 1999        |
| CAM  | 7h4        | Sam Daraphirit           | 11.85        | 2005        | ISV        | 5h1        | Neville Hodge           | 10.51        | 1991        |
| CAN  | 1          | Donovan Bailey           | 9.97         | 1995        |            | 5h5        | Adrian Durant           | 10.46        | 2009        |
| CAY  | 8          | Kareem Streete-Thompson  | 10.24        | 1999        | ITA        | 7          | Pierfrancesco Pavoni    | 16.23        | 1987        |
| CGO  | 7q1        | Delivert Kimbembe        | 10.94        | 2011        | <b>JAM</b> | 1          | Usain Bolt              | 9.58         | 2009        |
| CHA  | 7q6        | Abdouraim Haroun         | 10.72        | 2011        |            | 1          | Yohan Blake             | 9.92         | 2011        |
| CHI  | 7q2        | Carlos Moreno            | 10.40        | 1991        |            | 1          | Usain Bolt              | 9.77         | 2013        |
| <b>CHN</b>   | <b>9</b>   | <b>Su Bingtian</b>       | <b>10.06</b> | <b>2015</b> |            | <b>1</b>   | <b>Usain Bolt</b>       | <b>9.79</b>  | <b>2015</b> |
| <b>CIV</b>   | 6s1        | Jean-Olivier Zirignon    | 10.25        | 1991        | JOR        | 6h2        | Khalil Al-Hanahneh      | 10.81        | 2003        |
|  | <b>6s3</b> | <b>Ben Youssef Meité</b> | <b>10.17</b> | <b>2015</b> | JPN        | 6s1        | Nobuhara Asahara        | 10.42        | 2003        |
| CMR  | 5q2        | Serge Bengono            | 10.27        | 2001        | KAZ        | 5q3        | Vitaliy Savin           | 10.36        | 1993        |
| COD  | 4h3        | Hugues Tshiyinga Mafo    | 11.11        | 2013        |            | 5q5        | Gennadiy Chernovol      | 10.28        | 2001        |
| COK  | 6h11       | Harmon Harmon            | 11.37        | 2001        | KEN        | 5h3        | Kennedy Ondiek          | 10.57        | 1991        |
| COL  | 6q7        | Álvaro Gómez             | 10.62        | 2011        | KGZ        | 8q3        | Dmitrii Ilin            | 11.00        | 2011        |
| COM  | 8q6        | Moudjib Toyb             | 11.12        | 2011        | KIR        | 4h1        | George Pine             | 11.34        | 2011        |
| CPV  | 6h4        | Denielsan Martins        | 10.92        | 2013        | <b>KOR</b> | <b>7q1</b> | <b>Kim Kuk-Young</b>    | <b>10.48</b> | <b>2015</b> |
| CUB  | 5s2        | Andrés Simón             | 10.24        | 1987        | KSA        | 5q4        | Jamal Al-Saffar         | 10.17        | 2001        |
| CYP  | 5q2        | Prodromos Katsantonis    | 10.33        | 1997        |            | 5q3        | Salem Al-Yami           | 10.21        | 2001        |
| CZE  | 6q1        | Jiří Valík               | 10.53        | 1993        | KUW        | DNS/h8     | Saad Al-Mutary          | -            | 1993        |
| DEN  | 4h7        | Claus Hirsbro            | 10.52        | 1995        | LAO        | 5h1        | Kitavanah Kountavong    | 11.42        | 2011        |
| DMA  | 5h3        | Sherwin James            | 10.76        | 2001        | LAT        | 5q5        | Sergej Insakovs         | 10.34        | 1997        |
| DOM  | 5          | Juan Nuñez               | 10.29        | 1983        |            | 5q1        | Ronalds Arājs           | 10.52        | 2011        |
| ECU  | 7q2        | Alex Quiñónez            | 10.50        | 2013        | LBA        | 6h1        | Abubaker El Tawerghi    | 10.96        | 2003        |
| ESA  | 7h3        | Antonio Serpas           | 10.77        | 1997        | LBN        | 6h9        | Jean-Yves Mallat        | 11.04        | 1983        |
| ESP  | 7s1        | Ángel David Rodríguez    | 10.49        | 2011        | LBR        | 7s2        | Sayon Cooper            | 10.30        | 1997        |
|  |            |                          |              |             | LCA        | 7q1        | Edmund Estaphane        | 10.57        | 1993        |



| COUNTRY    | POSITION      | NAME                        | MARK         | YEAR        | COUNTRY           | POSITION       | NAME                   | MARK         | YEAR        |
|------------|---------------|-----------------------------|--------------|-------------|-------------------|----------------|------------------------|--------------|-------------|
| <b>LES</b> | <b>DNS/q4</b> | <b>Mosito Lehata</b>        | -            | <b>2015</b> | TOG               | 6q3            | Boévi Lawson           | 10.60        | 1991        |
| LTU        | 4q5           | Rytis Sakalauskas           | 10.42        | 2011        | TPE               | 7q2            | Cheng Hsin-Fu          | 10.53        | 1987        |
| LUX        | 7h7           | Laurent Kemp                | 10.95        | 1993        | TTO               | 2              | Darrel Brown           | 10.08        | 2003        |
| MAC        | 7h2           | Au Chi Kun                  | 11.11        | 2005        | <b>TUR</b>        | <b>5s1</b>     | <b>Jak Ali Harvey</b>  | <b>10.08</b> | <b>2015</b> |
|            | 7h3           | Pao Hin Fong                | 11.21        | 2007        | <b>TUV</b>        | <b>6h2</b>     | <b>Etimoni Timuani</b> | <b>11.72</b> | <b>2015</b> |
| MAR        | 7s3           | Aziz Ouhadi                 | 10.45        | 2011        | UGA               | 6h3            | Joel Otim              | 11.06        | 1991        |
| MAS        | DQ/q5         | Mohd Noor Abdul Hadi        | (10.75)      | 2011        | UKR               | 6q4            | Oleg Kramarenko        | 10.40        | 1995        |
| <b>MDV</b> | <b>7q7</b>    | <b>Hassan Said</b>          | <b>10.42</b> | <b>2015</b> | URS               | 5              | Viktor Bryzgin (UKR)   | 10.25        | 1987        |
| MEX        | 4h5           | Jaime Barragan              | 10.53        | 1995        | USA               | 1              | Carl Lewis             | 10.07        | 1983        |
|            | 4h13          | Juan Pedro Toledo           | 10.56        | 1997        | 1                 | Carl Lewis     | 9.93                   | 1987         |             |
| MHL        | 6h2           | Roman Cress                 | 11.65        | 2013        | 1                 | Carl Lewis     | 9.86                   | 1991         |             |
| <b>MKD</b> | <b>8q5</b>    | <b>Riste Pandev</b>         | <b>11.31</b> | <b>2015</b> | 1                 | Maurice Greene | 9.86                   | 1997         |             |
| MLI        | 6q3           | Ousmane Diarra              | 10.41        | 1993        | 1                 | Maurice Greene | 9.80                   | 1999         |             |
| MLT        | 3h4           | Karl Farrugia               | 11.21        | 2011        | 1                 | Maurice Greene | 9.82                   | 2001         |             |
| MNE        | 7h6           | Boris Savic                 | 10.88        | 2007        | 1                 | Justin Gatlin  | 9.88                   | 2005         |             |
| MNT        | 8q4           | Shernyl Burns               | 10.69        | 2013        | 1                 | Tyson Gay      | 9.85                   | 2007         |             |
| MON        | 5h7           | Sébastien Gattuso           | 10.55        | 2007        | UZB               | 4h2            | Anvar Kuchmuradov      | 10.56        | 1993        |
| MOZ        | 7h3           | Vicente Hibrain             | 11.20        | 1983        | <b>VAN</b>        | <b>4h2</b>     | <b>Womel Mento</b>     | <b>11.17</b> | <b>2015</b> |
| MRI        | 7q3           | Stéphan Buckland            | 10.39        | 1999        | VEN               | DNS/h11        | Helly Ollarves         | -            | 2001        |
| MTN        | 5h2           | Mohamed Ghassem Ahmed Taled | 11.50        | 2011        | VIE               | 6h8            | Xuan Tran Van          | 10.78        | 2003        |
| MYA        | 7h7           | Nay Aung                    | 11.37        | 2003        | VIN               | 6h8            | Eswort Coombs          | 10.95        | 1993        |
| NAM        | 4             | Frankie Fredericks          | 10.07        | 1995        |                   | 6h2            | Joel Mascoll           | 10.63        | 1999        |
|            | 4             | Frankie Fredericks          | 9.95         | 1997        | ZAM               | 7s2            | Gerald Phiri           | 10.19        | 2009        |
| NCA        | 5h8           | Denis Gutiérrez             | 10.99        | 2001        | ZIM               | 5s3            | Ngonidzashe Makusha    | 10.27        | 2011        |
| NED        | 4s3           | Churandy Martina            | 10.09        | 2013        |                   |                |                        |              |             |
| NEP        | 8q7           | Tilak Ram Tharu             | 11.32        | 2011        |                   |                |                        |              |             |
| NFI        | 7h2           | Dylan Menzies               | 11.57        | 2001        | <b>200 Metres</b> |                |                        |              |             |
| NGR        | 4             | Olusoji Fasuba              | 10.07        | 2007        | AHO               | 5              | Churandy Martina       | 20.28        | 2007        |
| NMI        | 5h2           | Jesus Iguel                 | 11.65        | 2013        | AIA               | 6h2            | Trevor Davis           | 21.87        | 1991        |
| NOR        | 5s2           | Jaysuma Saidy Ndure         | 10.21        | 2011        | ALG               | 7q4            | Mustapha Selmi         | 21.26        | 1987        |
| NRU        | 5h5           | Jay Jay Capelle             | 11.49        | 2003        | ANG               | 6h6            | Ruben Inacio           | 22.33        | 1983        |
| NZL        | 8s1           | Gus Nketia                  | 10.45        | 1995        | <b>ANT</b>        | <b>4s3</b>     | <b>Miguel Francis</b>  | <b>20.14</b> | <b>2015</b> |
| <b>OMA</b> | <b>5q4</b>    | <b>Barakat Al-Harathi</b>   | <b>10.24</b> | <b>2015</b> | ARG               | 8s1            | Carlos Gats            | 21.44        | 1997        |
| PAK        | 6h2           | Liqat Ali                   | 10.64        | 2009        | ARU               | 6h9            | Miguel Janssen         | 21.31        | 1995        |
| PAN        | 6h4           | Florencio Aguilar           | 10.85        | 1991        | AUS               | 5              | Dean Capobianco        | 20.18        | 1993        |
| PAR        | 6h1           | Diego Ferreira              | 10.97        | 2001        | AUT               | 6s1            | Andreas Berger         | 20.99        | 1987        |
| PER        | 6h7           | Giorgio Mautiño             | 10.85        | 1983        | AZE               | 7              | Ramil Guliyev          | 20.61        | 2009        |
| PLE        | 5h4           | Mohamed Abukhousa           | 10.87        | 2013        | BAH               | 8s2            | Andrew Tynes           | 20.72        | 1995        |
| <b>PLW</b> | <b>7q2</b>    | <b>Rodman Teltul</b>        | <b>10.72</b> | <b>2015</b> |                   | 8s1            | Dominic Demeritte      | 20.71        | 2003        |
| PNG        | 6h6           | Peter Pulu                  | 10.68        | 1995        | BAN               | 6h5            | Goolam Ambia           | 21.95        | 1993        |
| POL        | 8s2           | Dariusz Kuć                 | 10.51        | 2011        | BAR               | 4              | Obadele Thompson       | 20.23        | 1999        |
| POR        | 4             | Francis Obikwelu            | 10.07        | 2005        | BEL               | 8              | Patrick Stevens        | 20.44        | 1997        |
| <b>PYF</b> | <b>5h2</b>    | <b>Grégory Bradai</b>       | <b>11.29</b> | <b>2015</b> | BEN               | 6h4            | Pascal Dangbo          | 21.58        | 1997        |
| <b>QAT</b> | <b>3s2</b>    | <b>Femi Ogunode</b>         | <b>10.00</b> | <b>2015</b> | BER               | 5s2            | Troy Douglas           | 20.43        | 1997        |
| ROU        | 6q4           | Daniel Cojocar              | 10.41        | 1993        | BIZ               | 8h1            | Jayson Jones           | 22.13        | 2001        |
| <b>RSA</b> | 4s1           | Anaso Jobodwana             | 10.17        | 2013        | BOT               | 5h2            | Justice Dipeba         | 20.96        | 1997        |
|            | <b>4s2</b>    | <b>Akani Simbine</b>        | <b>10.02</b> | <b>2015</b> |                   | 5h8            | Fanuel Kenosi          | 21.75        | 2009        |
| RUS        | 5s2           | Alex Porkhomovskiy          | 10.20        | 1993        |                   | 5h1            | Isaac Makwala          | 20.84        | 2013        |
| SAM        | 5h5           | Joseph Leota                | 10.92        | 1983        | BRA               | 2              | Claudinei da Silva     | 20.00        | 1999        |
| SEN        | 8s2           | Oumar Loum                  | 10.60        | 1993        | BRN               | 4h5            | Khaled Jouma           | 21.31        | 1991        |
| SEY        | 6h12          | Danny D'Souza               | 10.92        | 2009        | BRU               | 6h2            | Haseri Asli            | 22.91        | 1999        |
| SGP        | 7q5           | Gary Yeo Foo Ee             | 10.85        | 2011        | BUL               | 7              | Nikolay Antonov        | 20.59        | 1991        |
| SKN        | 1             | Kim Collins                 | 10.07        | 2003        | BUR               | 8q4            | Harouna Pale           | 21.46        | 1987        |
| SLE        | 8q1           | Sanusi Turay                | 10.55        | 1995        | CAF               | 7h2            | Gervais Kirolo         | 23.10        | 1983        |
| SLO        | 7             | Matic Osovnikar             | 10.23        | 2007        |                   | 7h5            | Béranger Bosse         | 22.02        | 2005        |
| SMR        | 5h4           | Federico Gorrieri           | 11.42        | 2011        | <b>CAM</b>        | <b>7h4</b>     | <b>Nget Phearath</b>   | <b>22.11</b> | <b>2015</b> |
| SOL        | 4h4           | Francis Manioru             | 11.28        | 2011        | CAN               | 3              | Atlee Mahorn           | 20.49        | 1991        |
| SRI        | 4h12          | Chinthaka de Zoysa          | 10.60        | 1995        | CGO               | 7h2            | David Nkoua            | 22.55        | 1993        |
| <b>STP</b> | 5h6           | Yazalde Nascimento          | 11.07        | 2005        | CHA               | 8h7            | Brahim Abdoulaye       | 21.86        | 1995        |
|            | <b>5h1</b>    | <b>João de Barros</b>       | <b>11.07</b> | <b>2015</b> | CHI               | 6q4            | Sebastián Keitel       | 20.96        | 1997        |
| SUD        | DNS/h10       | Adam Hassan Sakak           | -            | 1991        | CHN               | 4h6            | Yang Yaozu             | 20.90        | 2003        |
| SUI        | 4q7           | Reto Schenkel               | 10.44        | 2011        | CIV               | 7q3            | Ben Youssef Meité      | 20.78        | 2009        |
| <b>SUR</b> | <b>6q3</b>    | <b>Jeffrey Vanan</b>        | <b>10.57</b> | <b>2015</b> | CMR               | 8s1            | Joseph Batangdon       | 20.66        | 2001        |
| SVK        | 6q2           | Adam Zavacký                | 10.46        | 2013        | COK               | 7h5            | Mark Sherwin           | 22.68        | 1991        |
| SWE        | 5q4           | Peter Karlsson              | 10.39        | 1995        |                   | 7h8            | Mark Sherwin           | 22.82        | 1993        |
| SWZ        | DQ/h3         | Machave Maseko              | -            | 2003        | COL               | 4h7            | Daniel Grueso          | 20.87        | 2011        |
| TGA        | 5h3           | Andy Lui                    | 11.48        | 2011        | COM               | 7h10           | Hadhari Djaffar        | 21.39        | 1999        |
| THA        | 4h5           | Reanchai Srihawong          | 10.53        | 2001        | CUB               | 4              | Iván García            | 20.31        | 1997        |
| TKS        | 5h9           | Rodney Cox                  | 11.02        | 1991        | CYP               | 7q3            | Prodromos Katsantonis  | 20.77        | 1997        |
|            |               |                             |              |             |                   | 7q2            | Anninos Marcoullides   | 20.83        | 1997        |



| COUNTRY    | POSITION   | NAME                      | MARK         | YEAR        | COUNTRY    | POSITION     | NAME                     | MARK         | YEAR        |
|------------|------------|---------------------------|--------------|-------------|------------|--------------|--------------------------|--------------|-------------|
| CZE        | 5s1        | Pavel Maslák              | 20.87        | 2011        | MLT        | 6h8          | Nikolai Portelli         | 22.11        | 2009        |
| DEN        | DNS/h2     | Claus Hirsbro             | -            | 1993        | <b>MNE</b> | 8h6          | Luka Rakić               | 22.73        | 2011        |
| DMA        | 7h8        | Sherwin James             | 21.54        | 1999        |            | <b>8h2</b>   | <b>Luka Rakić</b>        | <b>21.86</b> | <b>2015</b> |
|            | 7h3        | Mitchel Davis             | 21.99        | 2013        | MNT        | 4h8          | Stephen Lewis            | 21.36        | 1993        |
| <b>DOM</b> | <b>4s2</b> | <b>Yancarlos Martínez</b> | <b>20.31</b> | <b>2015</b> | MRI        | 5            | Stéphane Buckland        | 20.41        | 2003        |
| ECU        | 6s1        | Alex Quiñónez             | 20.55        | 2013        |            | 5            | Stéphane Buckland        | 20.41        | 2005        |
| EGY        | 8s3        | Amr Ibrahim Seoud         | 21.15        | 2011        | NAM        | 1            | Frankie Fredericks       | 19.85        | 1993        |
| ESP        | 5s1        | Bruno Hortelano           | 20.55        | 2013        | NCA        | 6h3          | Jorge Conde              | 22.75        | 2003        |
| EST        | DNS/q4     | Marek Niit                | -            | 2009        | NED        | 7            | Churandy Martina         | 20.35        | 2013        |
| FIJ        | 6h2        | Niko Verekaita            | 21.43        | 2009        | NFI        | 8h6          | Robert Craig             | 24.10        | 1999        |
|            | 6h2        | Ratu Tabakucoro           | 21.27        | 2013        | NGR        | 3            | Francis Obikwelu         | 20.11        | 1999        |
| FIN        | 7s1        | Tommi Hartonen            | 20.65        | 2001        | NMI        | 7h8          | Shane Ogumoro            | 23.77        | 2003        |
|            | 7s3        | Jonathan Åstrand          | 21.03        | 2011        | NOR        | 4            | Jaysuma Saidy Ndure      | 19.95        | 2011        |
| FRA        | 2          | Gilles Quénéhervé         | 20.16        | 1987        | NRU        | 8h7          | Ricky Canon              | 24.14        | 1993        |
| GAB        | 7q4        | Antoine Bousombo          | 20.74        | 1999        | NZL        | 8s2          | Chris Donaldson          | 20.92        | 1997        |
| GAM        | 5s1        | Jaysuma Saidy             | 20.75        | 2005        | OMA        | 4h4          | Mohammed Al-Hooti        | 20.80        | 1999        |
| GBR        | 2          | John Regis                | 19.94        | 1993        | PAK        | 5h7          | Sikendar Iqbal           | 22.91        | 1983        |
| GBS        | 8h7        | Holder da Silva           | 21.82        | 2011        | PAN        | 2            | Alonso Edward            | 19.81        | 2009        |
| GEQ        | 7h6        | Secundino Borebota        | 23.66        | 1987        | PER        | 5h2          | Giorgio Mautiño          | 21.78        | 1983        |
| GER        | 5          | Frank Emmelmann (GDR)     | 20.55        | 1983        | <b>PLE</b> | <b>7h1</b>   | <b>Mohamed Abukhousa</b> | <b>21.36</b> | <b>2015</b> |
| GHA        | 7          | Emmanuel Tuffuor          | 20.49        | 1993        | PLW        | 6h2          | Conrad Rdechor           | 22.86        | 2001        |
| <b>GIB</b> | 8h6        | Jerie Torres              | 22.98        | 2013        | PNG        | 7h5          | Takale Tuna              | 22.06        | 1987        |
|            | <b>8h4</b> | <b>Jerie Torres</b>       | <b>22.77</b> | <b>2015</b> | POL        | 5            | Marcin Urbás             | 20.30        | 1999        |
| GRE        | 1          | Kostás Kentéris           | 20.04        | 2001        | POR        | 5s1          | Francis Obikwelu         | 20.40        | 2007        |
| GRN        | 5h4        | Joel Redhead              | 21.37        | 2009        | PUR        | 5h1          | Edgardo Guilbe           | 21.14        | 1993        |
| GUI        | 4q4        | Joseph Loua               | 20.91        | 1997        | <b>QAT</b> | <b>7</b>     | <b>Femi Ogunode</b>      | <b>20.27</b> | <b>2015</b> |
| GUM        | 8h4        | Michael Alico             | 22.45        | 2007        | ROU        | 6q3          | Daniel Cojocar           | 20.80        | 1991        |
| GUY        | 6q1        | Earl Haley                | 21.39        | 1983        | <b>RSA</b> | <b>3</b>     | <b>Anaso Jobodwana</b>   | <b>19.87</b> | <b>2015</b> |
| HAI        | 8h1        | Roudy Monrose             | 22.18        | 2011        | RUS        | 5s2          | Andrey Fedoriv           | 20.66        | 1993        |
| HKG        | 7h4        | Wing Kwong Leung          | 21.48        | 1987        | <b>SAM</b> | <b>6s2</b>   | <b>Jeremy Dodson</b>     | <b>20.53</b> | <b>2015</b> |
|            | 7h3        | Tang Chun Yik             | 21.72        | 2007        | SEN        | 8s2          | Boubacar Diallo          | 20.96        | 1983        |
| HON        | 7s1        | Rolando Palacios          | 20.67        | 2009        | SEY        | 6h6          | Evans Marie              | 22.60        | 2003        |
| HUN        | 5s2        | Attila Kovács             | 20.47        | 1987        |            | 6h2          | Evans Marie              | 21.65        | 2005        |
| INA        | 4h3        | Mohamed Yuhdi Purnomo     | 21.88        | 1983        | SGP        | 6h3          | Haron Mundir             | 21.51        | 1987        |
| IRI        | 6h1        | Yusef Dehmiri             | 21.88        | 1993        | SKN        | =3           | Kim Collins              | 20.20        | 2001        |
| IRL        | 6s2        | Paul Hession              | 20.50        | 2007        | SLE        | 6h4          | David Sawyer             | 22.23        | 1983        |
|            | 6s2        | Paul Hession              | 20.48        | 2009        | SLO        | 5q1          | Matic Osovnikar          | 20.65        | 2007        |
| ISR        | 5h4        | Tommy Kafri               | 20.89        | 1999        | STP        | 8h8          | Manuel Alves Fonseca     | 23.44        | 1991        |
| ISV        | 7q4        | Neville Hodge             | 21.38        | 1983        | <b>SUD</b> | <b>dq/h1</b> | <b>Ahmed Ali</b>         | -            | <b>2015</b> |
| ITA        | 3          | Pietro Mennea             | 20.51        | 1983        | SUI        | 6s2          | David Dollé              | 20.70        | 1993        |
| IVB        | 4h5        | Dean Greenaway            | 22.24        | 1983        | SWE        | 8s2          | Johan Wissman            | 20.66        | 2003        |
| IWP        | 5h5        | Slobodan Branković        | 21.35        | 1993        | SWZ        | 6h7          | Mphelave Dlamini         | 21.79        | 2005        |
| <b>JAM</b> | 1          | Usain Bolt                | 19.19        | 2009        | TCH        | 6q4          | Jindrich Roun (CZE)      | 21.12        | 1987        |
|            | 1          | Usain Bolt                | 19.40        | 2011        | TGA        | 8h5          | Suli Peauope             | 22.45        | 1987        |
|            | 1          | Usain Bolt                | 19.66        | 2013        | THA        | 5h7          | Sittichai Suwonprateep   | 21.32        | 1999        |
|            | <b>1</b>   | <b>Usain Bolt</b>         | <b>19.55</b> | <b>2015</b> | TKS        | 7h4          | Rodney Cox               | 21.91        | 1991        |
| JOR        | 6h5        | Khalil Al-Hanahneh        | 21.01        | 2007        |            | 7h4          | Darian Forbes            | 21.87        | 2003        |
|            | 6h1        | Khalil Al-Hanahneh        | 21.98        | 2009        | TOG        | 5h6          | Boévi Lawson             | 21.09        | 1991        |
| JPN        | 3          | Shingo Suetsugu           | 20.38        | 2003        | TPE        | 6h8          | Tao Wu-Chin              | 21.38        | 1999        |
| KAZ        | 6q1        | Gennadiy Chernovol        | 20.71        | 2001        |            | 6h3          | Chang Po-Chih            | 21.63        | 2001        |
| KEN        | 8s2        | Simeon Kipkemboi          | 20.90        | 1987        | TTO        | 1            | Ato Boldon               | 20.04        | 1997        |
|            | 8s1        | Joseph Gikonyo            | 21.01        | 1991        | <b>TUR</b> | <b>6</b>     | <b>Ramil Guliyev</b>     | <b>20.11</b> | <b>2015</b> |
| KOR        | DNF/q1     | Chang Jae-Keun            | -            | 1983        | UAE        | 6q2          | Omar Al-Salfa            | 20.97        | 2009        |
| KSA        | 7s1        | Hamed Al-Bishi            | 20.70        | 2003        | UKR        | 4s3          | Sergey Smelyk            | 20.42        | 2013        |
| LAO        | 7h9        | Thongdy Amnouayaphone     | 22.86        | 1997        | URS        | 5            | Vladimir Krylov (UKR)    | 20.23        | 1987        |
| LAT        | 5q3        | Sergejs Insakovs          | 20.73        | 1995        | URU        | 7q2          | Heber Viera              | 20.83        | 2001        |
|            | 5q1        | Sergejs Insakovs          | 21.22        | 1997        | USA        | 1            | Calvin Smith             | 20.14        | 1983        |
| LBA        | 7h4        | Abubaker El Tawerghi      | 21.72        | 2005        |            | 1            | Calvin Smith             | 20.16        | 1987        |
| LBR        | 7q1        | Sayon Cooper              | 21.39        | 1997        |            | 1            | Michael Johnson          | 20.01        | 1991        |
| LCA        | 6h3        | Edmund Estaphane          | 21.48        | 1991        |            | 1            | Michael Johnson          | 19.79        | 1995        |
|            | 6h4        | Edmund Estaphane          | 21.53        | 1993        |            | 1            | Maurice Greene           | 19.90        | 1999        |
| LES        | 8s3        | Mosito Lehata             | 20.68        | 2013        |            | 1            | John Capel               | 20.30        | 2003        |
| LIE        | 8h4        | Martin Frick              | 21.89        | 1995        |            | 1            | Justin Gatlin            | 20.04        | 2005        |
| LUX        | 6h3        | Daniel Abenzoar-Foule     | 21.10        | 2005        |            | 1            | Tyson Gay                | 19.76        | 2007        |
| MAC        | 7h6        | Wai-Kun Lei               | 21.63        | 2001        | VAN        | 6h8          | Georges Taniel           | 22.28        | 1983        |
| MAR        | 5h3        | Idriss Khalid Zougari     | 21.24        | 2009        | VIE        | 6h2          | Nguyen Hoa Trung         | 22.68        | 1983        |
| MDV        | 7h1        | Ahmed Shageef             | 22.80        | 1991        | VIN        | 4h7          | Joel Mascoll             | 21.25        | 1999        |
| MEX        | 5q3        | Juan Pedro Toledo         | 20.80        | 2001        | YEM        | 6h3          | Nagib Salem Ahmed (PRY)  | 23.22        | 1983        |
| MLI        | 5h2        | Ousmane Diarra            | 21.51        | 1993        | ZAM        | 5h8          | Cephas Lemba             | 21.68        | 1993        |
|            |            |                           |              |             | ZIM        | 6s1          | Brian Dzingai            | 20.45        | 2007        |

| COUNTRY POSITION  | NAME                         | MARK         | YEAR        | COUNTRY POSITION | NAME                           | MARK         | YEAR        |
|-------------------|------------------------------|--------------|-------------|------------------|--------------------------------|--------------|-------------|
| <b>400 Metres</b> |                              |              |             | IRQ              | 8h4 Karar Al-Abodi             | 48.95        | 2007        |
| AHO               | 6h7 Angelo Ignatius          | 49.01        | 1997        | ISL              | 7q3 Oddur Sigurdsson           | 48.09        | 1983        |
| AIA               | 8h5 Kerth Gumbs              | 57.83        | 2001        | <b>ISR</b>       | <b>DNS/h2 Donald Sanford</b>   | -            | <b>2015</b> |
| ALB               | DNS/h2 Ilir Xhanari          | -            | 1993        | ISV              | 4 Tabari Henry                 | 45.42        | 2009        |
| ALG               | 3s3 Malik Louahla            | 45.14        | 2001        | ITA              | 5s2 Matteo Galvan              | 45.69        | 2013        |
| ANG               | 6h2 Nicolau Palanca          | 49.37        | 2011        | IVB              | 6h3 Dean Greenaway             | 48.26        | 1983        |
| ANT               | 5h4 Kenmore Hughes           | 48.18        | 2001        | IWP              | DNS/h2 Slobodan Branković      | -            | 1993        |
| ASA               | DNF/h5 Kelsey Nakanelua      | -            | 2003        | JAM              | 1 Bert Cameron                 | 45.05        | 1983        |
| AUS               | 8 Mark Garner                | 45.47        | 1991        | JOR              | 7h1 Abdesalem Al-Haj           | 48.89        | 2005        |
|                   | 8 John Steffensen            | 45.46        | 2005        | JPN              | 7 Susumu Takano                | 45.39        | 1991        |
| AUT               | 4h7 Rafik Elouardi           | 46.95        | 1997        | KEN              | 3 Samson Kitur                 | 44.54        | 1993        |
| AZE               | 7h5 Ibrahim Ahmadov          | 48.51        | 2005        | KOR              | 7q3 Shon Ju-II                 | 46.31        | 1995        |
| BAH               | 1 Avard Moncur               | 44.64        | 2001        |                  | 7q1 Shon Ju-II                 | 47.36        | 1997        |
| BAN               | DQ/h3 Mohamed Islam          | (50.59)      | 2005        | KSA              | 5 Hamdan Al-Bishi              | 45.23        | 2001        |
| BAR               | 5q4 Roger Jordan             | 46.89        | 1993        | KUW              | 8s2 Fawzi Al-Shammari          | 46.52        | 2003        |
| BEL               | 3 Kevin Borlée               | 44.90        | 2011        | LBA              | 7s1 Mohamed Khouaja            | 46.43        | 2009        |
| BEN               | 7q2 Jean-Claude Yekpe        | 47.09        | 1993        | LCA              | 6h2 Lyndon George              | 47.25        | 1987        |
| BER               | 5q3 Troy Douglas             | 45.57        | 1993        |                  | 6h3 Maxime Charlemagne         | 48.21        | 1995        |
| BIZ               | 6h7 Clive Williams           | 51.82        | 1983        | MAC              | 8h7 Chao Un Kei                | 50.11        | 2003        |
| <b>BLR</b>        | <b>7h3 Aliaksandr Linnik</b> | <b>45.79</b> | <b>2015</b> | MAR              | 8s1 Benyouñès Lahlou           | 45.75        | 1991        |
| <b>BOT</b>        | <b>5 Isaac Makwala</b>       | <b>44.63</b> | <b>2015</b> | MAS              | 7h5 Muhamad Zainal             | 46.46        | 2001        |
| BRA               | 2 Sanderlei Parrela          | 44.29        | 1999        | MAW              | 7h6 Agripa Mwausage            | 49.02        | 1983        |
| <b>BRN</b>        | <b>5h5 Abbas Abubaker</b>    | <b>45.64</b> | <b>2015</b> | MEX              | 3 Alejandro Cárdenas           | 44.31        | 1999        |
| BRU               | 7h2 Hafiy Tajuddin Rositi    | 50.12        | 2011        | MKD              | 7h4 Dalibor Spasovski          | 48.63        | 2007        |
|                   | 7h3 Hafiy Tajuddin Rositi    | 49.98        | 2013        | MLI              | DNS/h3 Yaya Seyba              | -            | 1987        |
| BUL               | 7q3 Anton Ivanov             | 45.93        | 1993        | MLT              | 6h5 Kevin Moore                | 47.52        | 2013        |
| CAF               | 8h2 Bienvenu Yagbongo        | 50.14        | 1987        | MNT              | 8h5 Henry Sweeny               | 49.81        | 1991        |
| CAN               | 3 Tyler Christopher          | 44.44        | 2005        | MON              | 8h7 Emmanuel De Lorenzi        | 55.57        | 2001        |
| CGO               | 8q2 Benjamin Youla           | 46.29        | 1997        |                  | 8h1 Florent Battistel          | 50.54        | 2005        |
| CHI               | DNS/q2 Carlos Morales        | -            | 1991        | MRI              | 4 Eric Milazar                 | 45.13        | 2001        |
| <b>CHN</b>        | <b>8h3 Guo Zhongze</b>       | <b>46.42</b> | <b>2015</b> | MTN              | 7h3 Youba Ould Mohamed         | 47.87        | 2001        |
| CIV               | 7 Gabriel Tiacoh             | 46.27        | 1987        |                  | 7h1 Youba Ould Mohamed         | 49.60        | 2003        |
| COD               | 3s3 Gary Kikaya              | 44.99        | 2003        |                  | 7h2 Hamdinou Cheikh El Wely    | 52.33        | 2013        |
| COL               | 6q4 Wilson Canizales         | 46.32        | 1991        | MYA              | 8h3 Zaw Win Thet               | 51.41        | 2009        |
| CRC               | 4s1 Nery Brenes              | 45.14        | 2007        | NCA              | 9h2 Hermán López               | 50.72        | 2007        |
| CRO               | 6h1 Željko Vincek            | 46.03        | 2005        | <b>NED</b>       | <b>8s3 Liemarvin Bonevacia</b> | <b>45.65</b> | <b>2015</b> |
| CUB               | 4 Roberto Hernández          | 44.99        | 1987        | NGR              | 2 Innocent Egbunike            | 44.56        | 1987        |
|                   | 4 Roberto Hernández          | 44.86        | 1991        | NIG              | 8h7 Moumouni Kimba             | 50.93        | 2009        |
| CYP               | 7h2 Evripides Demosthenous   | 46.84        | 1995        | OMA              | 6q2 Mohammed Al-Malky          | 45.94        | 1987        |
|                   | 7h4 Evripides Demosthenous   | 47.57        | 1997        | PAK              | 7h2 Mohsin Munir               | 49.61        | 1997        |
|                   | 7h2 Evripides Demosthenous   | 46.72        | 1999        | PAN              | 5q4 Héctor Daley               | 46.52        | 1983        |
| CZE               | 5 Pavel Maslák               | 44.91        | 2013        |                  | 5q1 Héctor Daley               | 46.05        | 1987        |
| DEN               | 6s1 Nick Ekelund-Areander    | 45.89        | 2013        | PAR              | 7h4 Augusto Stanley            | 47.31        | 2011        |
| DMA               | 5s2 Erison Hurtault          | 45.59        | 2009        | PHI              | 7q2 Isidro del Prado           | 46.71        | 1983        |
| DOM               | 3 Luguelín Santos            | 44.52        | 2013        | PLE              | 8h4 Bahaa Al-Farra             | 49.04        | 2011        |
| EGY               | 5h2 Amin Gouma'a             | 46.29        | 2001        | PNG              | 7h2 Nelson Stone               | 47.13        | 2009        |
| ESA               | 8h1 Takeshi Fujiwara         | 46.92        | 2007        |                  | 7h1 Nelson Stone               | 47.86        | 2011        |
| ESP               | 5s1 David Canal              | 45.50        | 2001        | POL              | DNF/Final Robert Maćkowiak     | -            | 2001        |
| ETH               | DNS/q1 Alemayehu Gudeta      | -            | 1987        | POR              | 6h3 Filipe Lomba               | 47.37        | 1991        |
| FIJ               | 5h6 Soloveni Nakaunicina     | 46.51        | 1997        | PUR              | 4h4 Héctor Carrasquillo        | 46.11        | 2009        |
| FIN               | 8q2 Matti Rusanen            | 47.69        | 1983        | PYF              | 7h2 Isaac Yaya                 | 47.75        | 2005        |
| FRA               | 2 Marc Raquil                | 44.79        | 2003        | QAT              | 8 Femi Ogunode                 | 45.55        | 2011        |
| GAM               | 6q1 Dawda Jallow             | 46.21        | 1991        | ROU              | 5h3 Ioan Vieru                 | 46.61        | 2003        |
| GBR               | 2 Roger Black                | 44.62        | 1991        | <b>RSA</b>       | <b>1 Wayde van Niekerk</b>     | <b>43.48</b> | <b>2015</b> |
| GBS               | 7h5 Danilson Ricciuli        | 48.74        | 2003        | RUS              | 6s3 Pavel Trenikhin            | 45.68        | 2011        |
| GER               | 1 Thomas Schönlebe (GDR)     | 44.33        | 1987        | RWA              | 7h5 Jean-Marie Rudasingwa      | 50.52        | 1983        |
| GHA               | 6s2 Solomon Amegatcher       | 45.58        | 1993        | SEN              | 4s2 Ibrahim Wade               | 45.66        | 1999        |
| GIB               | 7h6 Jonathon Lavers          | 47.97        | 2007        | SKN              | 7h1 Henrick Clifton-Camerud    | 49.68        | 1983        |
| GRE               | 4h5 Anastásios Goúsis        | 46.60        | 1999        |                  | 7h1 Livingstone Roach          | 48.72        | 1993        |
|                   | 4h6 Stilianós Dimótsios      | 46.48        | 2003        | SLE              | 6h4 David Sawyer               | 49.29        | 1983        |
| GRN               | 1 Kirani James               | 44.60        | 2011        | SLO              | 3s2 Matija Sestak              | 45.47        | 1999        |
| GUI               | 8h1 Kerfala Camara           | 49.74        | 2011        | SMR              | 8h4 Glauco Martino             | 51.48        | 2005        |
| <b>GUY</b>        | <b>5h6 Winston George</b>    | <b>45.25</b> | <b>2015</b> |                  | 8h6 Ivano Bucci                | 48.07        | 2007        |
| HON               | 7h3 Francisco Flores         | 50.86        | 1993        | SOL              | 6h6 Chris Walasi               | 49.47        | 2005        |
| HUN               | 7q4 Sándor Vasvári           | 47.34        | 1983        | SOM              | 8h2 Abdulla Mohamed Hussein    | 50.54        | 2007        |
|                   | 7q2 Tamás Molnár             | 46.47        | 1991        | SRI              | 6s3 Sugath Thilakarathne       | 46.69        | 2001        |
| INA               | 8h5 Elieser Wettebosi        | 47.32        | 1987        | STP              | 6h5 Odair Pericles             | 46.48        | 1997        |
| IRI               | 6h1 Gholamreza Sistani       | 48.27        | 1993        | SUD              | 3s1 Rabah Yousif               | 45.43        | 2011        |
| IRL               | 6 David Gillick              | 45.53        | 2009        |                  |                                |              |             |

| COUNTRY           | POSITION   | NAME                    | MARK           | YEAR        | COUNTRY    | POSITION   | NAME                         | MARK           | YEAR        |
|-------------------|------------|-------------------------|----------------|-------------|------------|------------|------------------------------|----------------|-------------|
| SUI               | 5s1        | Marcel Arnold           | 45.26          | 1987        | CUB        | 2          | Norberto Téllez              | 1:44.00        | 1997        |
|                   | 5s3        | Pierre Lavanchy         | 47.19          | 2005        | CZE        | 5s2        | Roman Oravec                 | 1:45.78        | 1999        |
| SUR               | 8h2        | Carlton Fortune         | 52.69          | 2001        | DEN        | 1          | Wilson Kipketer              | 1:45.08        | 1995        |
| SVK               | 4q1        | Stefán Balosák          | 45.48          | 1997        |            | 1          | Wilson Kipketer              | 1:43.38        | 1997        |
| SWE               | 7          | Johan Wissman           | 44.72          | 2007        |            | 1          | Wilson Kipketer              | 1:43.30        | 1999        |
| SWZ               | 8h6        | Bheki Malima            | 49.61          | 2001        | DJI        | 3          | Ayanleh Souleiman            | 1:43.76        | 2013        |
| TAN               | 5h7        | Adramu Mkumi            | 49.22          | 1983        | EGY        | 4h1        | Mohamed Ahmed Hamada         | 1:47.96        | 2013        |
| TCH               | 5s1        | Ján Tomko (SVK)         | 46.03          | 1983        | ESP        | 8          | Tomás de Teresa              | 1:47.65        | 1991        |
| TKS               | 7h5        | Angelo Garland          | 48.65          | 2013        | EST        | 6h5        | Urmet Uusorg                 | 1:48.85        | 1999        |
| TOG               | 7h6        | Kossi Akoto             | 47.91          | 1993        | ETH        | 1          | Mohammed Aman                | 1:43.31        | 2013        |
| TPE               | 7h4        | Chung Cheng-Kang        | 47.85          | 2005        | FIJ        | 6h3        | Isireli Naikelekelevesi      | 1:50.74        | 2001        |
| TTO               | 3          | Renny Quow              | 45.02          | 2009        | FIN        | 6s3        | Ari Suhonen                  | 1:46.35        | 1993        |
| TUN               | 5s2        | Sofiene Labidi          | 45.56          | 2003        | <b>FRA</b> | <b>5</b>   | <b>Pierre-Ambroise Bosse</b> | <b>1:46.63</b> | <b>2015</b> |
| UAE               | 6h2        | Ibrahim Khalil          | 48.16          | 1983        | GBR        | 2          | Peter Elliott                | 1:43.41        | 1987        |
| UGA               | 2          | Davis Kamoga            | 44.37          | 1997        | GBS        | DQ/h2      | Geramias da Silva            | (1:58.80)      | 2005        |
| UKR               | 5h1        | Roman Galkin            | 46.82          | 1997        | GEQ        | 7h3        | Benjamin Enzema              | 1:56.82        | 2013        |
| URS               | 5s2        | Viktor Markin (RUS)     | 45.73          | 1983        | GER        | 1          | Willi Wülbeck (FRG)          | 1:43.65        | 1983        |
| URU               | 6h4        | Andrés Silva            | 46.79          | 2007        | GHA        | 5s2        | Kennedy Osei                 | 1:46.78        | 1997        |
| USA               | 1          | Antonio Pettigrew       | 44.57          | 1991        | GIB        | 5h1        | Fabian Franco                | 1:54.29        | 1991        |
|                   | 1          | Michael Johnson         | 43.65          | 1993        | GRE        | 8s1        | Panayiôtis Stroubákos        | 1:46.81        | 1997        |
|                   | 1          | Michael Johnson         | 43.39          | 1995        | GUA        | 6h2        | Luis Martinez                | 1:49.07        | 1991        |
|                   | 1          | Michael Johnson         | 44.12          | 1997        | GUI        | 8h1        | Sekou Camara                 | 1:59.90        | 1983        |
|                   | 1          | Michael Johnson         | 43.18          | 1999        | GUM        | 7h6        | Derek Mandell                | 1:57.11        | 2011        |
|                   | 1          | Tyree Washington        | 44.77          | 2003        | GUY        | 5h5        | Ian Roberts                  | 1:47.53        | 1999        |
|                   | 1          | Jeremy Wariner          | 43.93          | 2005        | HAI        | 5s3        | Moise Joseph                 | 1:45.87        | 2009        |
|                   | 1          | Jeremy Wariner          | 43.45          | 2007        | HUN        | 4s1        | Tamás Kazi                   | 1:47.01        | 2009        |
|                   | 1          | LaShawn Merritt         | 44.06          | 2009        | IRI        | 6s3        | Sadjad Moradi                | 1:45.88        | 2005        |
|                   | 1          | LaShawn Merritt         | 43.74          | 2013        | <b>IRL</b> | <b>5s3</b> | <b>Mark English</b>          | <b>1:45.55</b> | <b>2015</b> |
| VAN               | 6h3        | Arnold Sorina           | 48.76          | 2011        | IRQ        | 7h2        | Mohammed Darwish             | 1:50.68        | 1983        |
| VEN               | 8s2        | José Meléndez           | 46.22          | 2013        | ISR        | 4h8        | Mark Handelsman              | 1:49.02        | 1983        |
| VIN               | 5q2        | Eswort Coombs           | 45.47          | 1997        | ITA        | 2          | Giuseppe D'Urso              | 1:44.86        | 1993        |
| YEM               | 7h2        | Ali Al-Arasi (PRY)      | 59.67          | 1983        | JAM        | 3s3        | Clive Terrelonge             | 1:45.75        | 1993        |
| YUG               | 8q3        | Ismail Macev (SRB)      | 46.54          | 1987        | JPN        | 5h4        | Tomonari Ono                 | 1:48.43        | 1995        |
| ZAM               | 7h3        | Bothwell Nachihulu      | 48.10          | 1999        | <b>KEN</b> | 1          | Billy Konchellah             | 1:43.06        | 1987        |
| ZIM               | 6s3        | Young Talkmore Nyongani | 47.20          | 2005        |            | 1          | Billy Konchellah             | 1:43.99        | 1991        |
|                   |            |                         |                |             |            | 1          | Paul Ruto                    | 1:44.71        | 1993        |
|                   |            |                         |                |             |            | 1          | Alfred Kirwa Yego            | 1:47.09        | 2007        |
|                   |            |                         |                |             |            | 1          | David Rudisha                | 1:43.91        | 2011        |
|                   |            |                         |                |             |            | <b>1</b>   | <b>David Rudisha</b>         | <b>1:45.84</b> | <b>2015</b> |
|                   |            |                         |                |             | KGZ        | 8h4        | Iliia Mukhin                 | 1:54.88        | 2013        |
|                   |            |                         |                |             | KOR        | 8s1        | Kim Soon-Hyung               | 1:47.15        | 1999        |
|                   |            |                         |                |             | <b>KOS</b> | <b>7h4</b> | <b>Musa Hajdari</b>          | <b>1:47.70</b> | <b>2015</b> |
|                   |            |                         |                |             | KSA        | 8          | Mohammed Al-Salhi            | 1:47.58        | 2007        |
|                   |            |                         |                |             |            | 8          | Abdul Aziz Mohamed           | 1:46.57        | 2013        |
|                   |            |                         |                |             | KUW        | 6s1        | Mohammad Alazemi             | 1:48.02        | 2005        |
|                   |            |                         |                |             | LAO        | 7h4        | Vanxay Sinebandith           | 2:00.25        | 1995        |
|                   |            |                         |                |             | LAT        | 6s1        | Dmitrijs Miļkevičs           | 1:46.27        | 2007        |
|                   |            |                         |                |             | LBN        | 7h6        | Ali Khazaal                  | 1:57.16        | 1993        |
|                   |            |                         |                |             |            | 7h2        | Ali Khazaal                  | 1:50.66        | 1997        |
|                   |            |                         |                |             | LCA        | 5h6        | Cuthbert Modeste             | 2:01.24        | 1997        |
|                   |            |                         |                |             | LTU        | 6h1        | Mindaugas Norbutas           | 1:48.44        | 2003        |
|                   |            |                         |                |             | LUX        | 6h3        | Mike Schumacher              | 1:48.18        | 2009        |
|                   |            |                         |                |             | MAD        | 6h1        | Hubert Rakotoarimanana       | 1:47.86        | 1997        |
|                   |            |                         |                |             | MAR        | 5          | Faouzi Lahbi                 | 1:44.83        | 1987        |
|                   |            |                         |                |             |            | 5          | Amine Laalou                 | 1:45.66        | 2009        |
|                   |            |                         |                |             | MAS        | 7h3        | Samson Vallabouy             | 1:51.46        | 1991        |
|                   |            |                         |                |             | MDV        | 7h3        | Naseer Ismail                | 2:02.70        | 1993        |
|                   |            |                         |                |             |            | 7h2        | Naseer Ismail                | 1:56.67        | 1999        |
|                   |            |                         |                |             |            | 7h6        | Mohamed Amir                 | 2:06.25        | 2003        |
|                   |            |                         |                |             |            | 7h2        | Shifaz Mohamed               | 2:01.05        | 2011        |
|                   |            |                         |                |             | MEX        | 7q1        | Luis Karin Toledo            | 1:46.88        | 1987        |
|                   |            |                         |                |             | MGL        | 7h4        | Batmunkh Banzragch           | 2:02.42        | 1999        |
|                   |            |                         |                |             | MKD        | 7h1        | Vanco Stojanov               | 1:49.54        | 2001        |
|                   |            |                         |                |             | MLI        | 7s3        | Moussa Camara                | 1:48.15        | 2011        |
|                   |            |                         |                |             | MNE        | 7h2        | Ilija Ranitovic              | 1:53.17        | 2009        |
|                   |            |                         |                |             | MON        | 6h4        | Brice Etès                   | 1:48.22        | 2011        |
|                   |            |                         |                |             |            | 6h2        | Brice Etès                   | 1:53.60        | 2013        |
|                   |            |                         |                |             | MRI        | 6h1        | Christopher Blackburn        | 1:52.78        | 1993        |
| <b>800 Metres</b> |            |                         |                |             |            |            |                              |                |             |
| <b>AFG</b>        | <b>8h6</b> | <b>Wais Khairandesh</b> | <b>1:59.51</b> | <b>2015</b> |            |            |                              |                |             |
| AHO               | 7h5        | Rutshel Martina         | 1:55.67        | 1983        |            |            |                              |                |             |
| ALG               | 1          | Djabir Saïd-Guerni      | 1:44.81        | 2003        |            |            |                              |                |             |
| AND               | 7h7        | Victor Martínez         | 1:48.73        | 1999        |            |            |                              |                |             |
| ANG               | 7h2        | Manuel Antonio          | 1:57.40        | 2013        |            |            |                              |                |             |
| ANT               | 6h4        | Dale Jones              | 1:48.62        | 1991        |            |            |                              |                |             |
|                   | 6h3        | Dale Jones              | 1:51.02        | 1993        |            |            |                              |                |             |
| ARG               | 6h3        | Luis Migueles           | 1:49.52        | 1987        |            |            |                              |                |             |
|                   | 6h3        | Luis Migueles           | 1:51.42        | 1991        |            |            |                              |                |             |
| ARM               | 6h3        | Ashot Hayrapetyan       | 1:50.09        | 2011        |            |            |                              |                |             |
| AUS               | 4s3        | Grant Cremer            | 1:48.22        | 1999        |            |            |                              |                |             |
| AUT               | 5h3        | Michael Wildner         | 1:47.77        | 1997        |            |            |                              |                |             |
| BAR               | 5h5        | Gordon Hinds            | 1:50.92        | 1983        |            |            |                              |                |             |
| BDI               | 2          | Arthémon Hatungimana    | 1:45.64        | 1995        |            |            |                              |                |             |
| BEL               | 4s2        | Nathan Kahan            | 1:45.75        | 1993        |            |            |                              |                |             |
|                   | 4s3        | Joeri Jansen            | 1:46.78        | 2003        |            |            |                              |                |             |
| BHU               | DQ/h2      | Karma Dorji             | -              | 1999        |            |            |                              |                |             |
| <b>BIH</b>        | <b>3</b>   | <b>Amel Tuka</b>        | <b>1:46.30</b> | <b>2015</b> |            |            |                              |                |             |
| BIZ               | 8h8        | Clive Williams          | 2:03.64        | 1983        |            |            |                              |                |             |
| BLR               | 5s2        | Ivan Komar              | 1:45.76        | 1993        |            |            |                              |                |             |
| BOL               | 6h4        | Fadrique Iglesias       | 1:49.57        | 2005        |            |            |                              |                |             |
| <b>BOT</b>        | <b>3s2</b> | <b>Nijel Amos</b>       | <b>1:47.96</b> | <b>2015</b> |            |            |                              |                |             |
| BRA               | 2          | José Luiz Barbosa       | 1:44.24        | 1991        |            |            |                              |                |             |
| BRN               | 1          | Rashid Ramzi            | 1:44.24        | 2005        |            |            |                              |                |             |
| BRU               | 7h2        | Jimmy Anak Ahar         | 1:57.86        | 2003        |            |            |                              |                |             |
| BUL               | 8s2        | Binko Kolev             | 1:50.23        | 1983        |            |            |                              |                |             |
| CAM               | 6h3        | Kieng Samorn            | 1:55.17        | 2013        |            |            |                              |                |             |
| CAN               | 2          | Gary Reed               | 1:47.10        | 2007        |            |            |                              |                |             |
| CHA               | 4h4        | Adoum Terap             | 1:53.61        | 1993        |            |            |                              |                |             |
| CHI               | DNS/q3     | Pablo Squella           | -              | 1987        |            |            |                              |                |             |
| COD               | 8h2        | Makudi Mubenga          | 1:55.83        | 1993        |            |            |                              |                |             |
| COL               | 4s3        | Rafith Rodríguez        | 1:46.41        | 2011        |            |            |                              |                |             |



| COUNTRY            | POSITION   | NAME                      | MARK           | YEAR        | COUNTRY    | POSITION    | NAME                        | MARK           | YEAR        |
|--------------------|------------|---------------------------|----------------|-------------|------------|-------------|-----------------------------|----------------|-------------|
| MTN                | 8h1        | Sherif Baba Aïdara        | 1:56.85        | 1997        | ARM        | 12h3        | Armen Asyran                | 4:03.21        | 2005        |
|                    | 8h6        | Soulaymane Ould Chebal    | 1:56.45        | 2007        | AUS        | 7           | Mike Hillardt               | 3:40.23        | 1987        |
| MYA                | 7h1        | Zaw Win Thet              | 1:58.36        | 2011        | AUT        | DNF/s1      | Robert Nemeth               | -              | 1983        |
| NAM                | 4h6        | Daniel Nghipandulwa       | 1:48.79        | 2011        | BDI        | 3           | Vénuste Niyongabo           | 3:35.56        | 1995        |
| NCA                | 7h8        | Luis Ramirez              | 1:55.77        | 1983        | BEL        | 7s1         | Christophe Impens           | 3:42.85        | 1993        |
|                    | 7h5        | Carlos Mairena            | 1:52.01        | 1993        | BHU        | 13h1        | Thinley Tenzin              | 4:24.54        | 2013        |
|                    | 7h4        | Edgard Cortés             | 1:49.10        | 2011        | BLR        | 11s1        | Azat Rakipov                | 3:45.46        | 1993        |
| NED                | 2          | Rob Druppers              | 1:44.20        | 1983        | BOT        | 9h1         | Mbiganyi Thee               | 3:45.04        | 1991        |
| NEP                | 7h2        | Gop Bahadur Adhikari      | 1:51.74        | 1993        | BRA        | 6s2         | Hudson de Souza             | 3:41.12        | 2003        |
| NGR                | 7h1        | Leoman Momoh              | 1:49.25        | 2013        | BRN        | 1           | Rashid Ramzi                | 3:37.88        | 2005        |
| NIG                | 6h8        | Mahamadou Ibrahim         | 1:55.21        | 2003        |            | 1           | Youssef Saad Kamel          | 3:35.93        | 2009        |
| NMI                | 7h8        | Jack Kabiriel             | 2:07.73        | 1999        | CAM        | 13h3        | Hem Bunting                 | 4:08.31        | 2007        |
| NOR                | 3          | Vebjørn Rodal             | 1:45.68        | 1995        |            | 13h2        | Hem Bunting                 | 4:08.64        | 2009        |
| NZL                | 6s3        | Peter Pearlless           | 1:47.82        | 1983        | CAN        | 5           | Kevin Sullivan              | 3:36.73        | 1995        |
| PAK                | 7h5        | Farhan Ahmed              | 1:50.14        | 2011        | <b>CHI</b> | <b>11s1</b> | <b>Carlos Díaz</b>          | <b>3:47.48</b> | <b>2015</b> |
| PAN                | 7h1        | Juan José Tapia           | 1:52.99        | 1993        | COD        | 10h3        | Nioka Pululu                | 4:02.68        | 1995        |
| PAR                | 8h3        | Rodrigo Trinidad          | 1:55.43        | 2005        | CRO        | 8s1         | Branko Zorko                | 3:43.12        | 1993        |
| PHI                | 7h3        | John Lozada               | 1:59.63        | 2001        |            | 8s1         | Branko Zorko                | 3:41.63        | 1997        |
| PLE                | 6h6        | Abdel Salam Al-Dabajy     | 1:51.68        | 2003        | CZE        | 10s2        | Michal Sneberger            | 3:42.25        | 2003        |
| <b>POL</b>         | <b>2</b>   | <b>Adam Kszczot</b>       | <b>1:46.08</b> | <b>2015</b> | DEN        | 8           | Robert Andersen             | 3:37.66        | 1997        |
| POR                | 7s1        | João Pires                | 1:49.19        | 2003        | <b>DJI</b> | <b>10s1</b> | <b>Abdi Waiss Mouhyadin</b> | <b>3:46.82</b> | <b>2015</b> |
| PUR                | 7h6        | Wesley Vázquez            | 1:50.60        | 2013        | DOM        | 10h2        | Luis Nuñez                  | 3:48.54        | 1991        |
| <b>QAT</b>         | <b>6</b>   | <b>Musaab Bala</b>        | <b>1:47.01</b> | <b>2015</b> | ECU        | 10h3        | Byron Piedra                | 3:45.59        | 2007        |
| ROU                | 5h2        | Petru Dragoescu           | 1:48.33        | 1983        | ERI        | 9h1         | Hais Welday                 | 3:43.84        | 2009        |
| RSA                | 1          | Mbulaeni Mulaudzi         | 1:45.29        | 2009        | ESP        | 2           | José Luis Gonzalez          | 3:38.03        | 1987        |
| RUS                | 2          | Yuriy Borzakovskiy        | 1:44.84        | 2003        |            | 2           | Fermín Cacho                | 3:35.56        | 1993        |
|                    | 2          | Yuriy Borzakovskiy        | 1:44.51        | 2005        |            | 2           | Fermín Cacho                | 3:36.63        | 1997        |
| RWA                | 5h5        | Augustin Ntamuhanga       | 1:50.69        | 1987        | EST        | 12h4        | Tiidrek Nurme               | 3:43.73        | 2009        |
| SAM                | 7h2        | Aunese Curreen            | 1:47.72        | 2007        | ETH        | 2           | Derese Mekonnen             | 3:36.01        | 2009        |
| SEN                | 4s2        | Babacar Niang             | 1:46.23        | 1987        | FIN        | 8h4         | Antti Loikkanen             | 3:44.47        | 1983        |
| SEY                | 7h3        | Vincent Confait           | 1:55.04        | 1983        | FRA        | 2           | Mehdi Baala                 | 3:32.31        | 2003        |
| SLE                | DNS/h5     | Thomas Vandy              | -              | 2011        | GAM        | 12h1        | Ansu Sowe                   | 3:50.77        | 2007        |
| <b>SLO</b>         | <b>6h3</b> | <b>Zan Rudolf</b>         | <b>1:47.24</b> | <b>2015</b> | GBR        | 1           | Steve Cram                  | 3:41.59        | 1983        |
| SMR                | 7h2        | Manlio Molinari           | 1:53.41        | 1987        | GEO        | 12h1        | Zigmund Zilbershtein        | 3:52.76        | 1999        |
| SOL                | DQ/h5      | Fred Thegu                | (1:57.51)      | 2003        | GEQ        | 11h1        | José Luis Ebatela Nvó       | 4:08.01        | 2001        |
| SOM                | 5q3        | Ibrahim Okash             | 1:47.00        | 1987        | GER        | 3           | Hauke Fuhlbrügge            | 3:35.28        | 1991        |
| STP                | 8h6        | Antonio Cadio dos Paraiso | 1:58.47        | 1983        | GIB        | 11h2        | Fabian Franco               | 4:03.94        | 1991        |
| SUD                | 2          | Abubaker Kaki             | 1:44.41        | 2011        | GRE        | 9h2         | Spyros Spyrou               | 3:43.94        | 1983        |
| SUI                | 1          | André Bucher              | 1:43.70        | 2001        | GUA        | 13h3        | Luis Martinez               | 3:46.39        | 1991        |
| SUR                | 6h5        | Tommy Asinga              | 1:47.33        | 1991        | GUI        | 12h1        | Mamadou Barry               | 4:16.38        | 2013        |
|                    | 6h2        | Tommy Asinga              | 1:51.60        | 1995        | GUM        | 8h3         | Neil Weare                  | 3:56.64        | 2003        |
| <b>SVK</b>         | <b>5h2</b> | <b>Jozef Repčík</b>       | <b>1:48.26</b> | <b>2015</b> | HON        | 13h2        | Pedro Jiménez               | 4:22.09        | 2001        |
| SWE                | 7q4        | Martin Enholm             | 1:49.17        | 1987        | HUN        | 10h1        | Balász Tölgyesi             | 3:44.16        | 1997        |
| SYR                | 7h7        | Mahmoud Al-Kheirat        | 1:48.76        | 1995        | IRI        | 9s1         | Sadjad Moradi               | 3:46.21        | 2007        |
|                    | 7h1        | Badwan Jaddoueh           | 1:48.89        | 2003        | IRL        | 10          | Ciarán O'Lionaird           | 3:37.81        | 2011        |
| TAN                | 5h6        | Samuel Mwera              | 1:46.24        | 2007        | IRQ        | 10h4        | Mohammed Darwish            | 3:50.04        | 1983        |
| THA                | 6h1        | Chern Srichudanu          | 1:50.37        | 1987        | ITA        | 8           | Gennaro Di Napoli           | 3:36.56        | 1991        |
| TLS                | 8h6        | Ribeiro De Carvalho       | 2:04.74        | 2013        | <b>JOR</b> | <b>13h1</b> | <b>Awwad Al-Sharafat</b>    | <b>4:07.72</b> | <b>2015</b> |
| TTO                | 5s1        | Michael Solomon           | 1:47.10        | 1983        | JPN        | 11s2        | Fumikazu Kobayashi          | 3:43.64        | 2007        |
| TUN                | 5h8        | Mohamed Alouini           | 1:49.09        | 1983        | <b>KEN</b> | <b>1</b>    | <b>Asbel Kiprop</b>         | <b>3:35.69</b> | <b>2011</b> |
| UGA                | 4          | Abraham Chepkirwok        | 1:47.41        | 2007        |            | <b>1</b>    | <b>Asbel Kiprop</b>         | <b>3:36.28</b> | <b>2013</b> |
| UKR                | 8h1        | Taras Bybyk               | 1:49.39        | 2013        |            | <b>1</b>    | <b>Asbel Kiprop</b>         | <b>3:34.40</b> | <b>2015</b> |
| URS                | 7          | Andriy Sudnik (BLR)       | 1:46.36        | 1991        | KGZ        | DNS/s1      | Valeriy Pisarev             | -              | 2003        |
| USA                | 2          | Nick Symmonds             | 1:43.55        | 2013        | KIR        | 12h1        | Benson Korimara             | 4:51.36        | 2001        |
| VAN                | 7h1        | Kayless Tavakalo          | 1:58.06        | 1995        | KOR        | 11h1        | Sin Sang-Min                | 3:55.02        | 2011        |
| VEN                | 5q1        | William Wuycke            | 1:46.38        | 1987        | KSA        | 12s2        | Mohammed Othman Shaween     | 3:44.54        | 2007        |
| YEM                | 6h6        | Anwar Omar Mohammad       | 1:58.20        | 1995        | KUW        | 13h3        | Bashar Ibrahim              | 3:50.28        | 1999        |
| YUG                | 7          | Slobodan Popović (SRB)    | 1:45.07        | 1987        | LAO        | 14h2        | Bannavong Saysana           | 4:19.80        | 2007        |
| ZAM                | 8s2        | Prince Mumba              | 1:47.06        | 2011        | LAT        | 9h2         | Dmitrijs Jurkevičs          | 3:42.69        | 2011        |
| ZIM                | 6s2        | Savieri Ngidhi            | 1:46.56        | 1999        | LBN        | 11h3        | Ali Khazaal                 | 4:02.62        | 1993        |
|                    |            |                           |                |             | LUX        | 12h2        | Christian Thielen           | 3:54.20        | 2001        |
|                    |            |                           |                |             | MAD        | 12h1        | Tisbite Rakotoarisoa        | 3:52.91        | 1983        |
| <b>1500 Metres</b> |            |                           |                |             | MAR        | 1           | Hicham El Guerrouj          | 3:35.83        | 1997        |
| ALG                | 1          | Noureddine Morceli        | 3:32.84        | 1991        |            | 1           | Hicham El Guerrouj          | 3:27.65        | 1999        |
|                    | 1          | Noureddine Morceli        | 3:34.24        | 1993        |            | 1           | Hicham El Guerrouj          | 3:30.68        | 2001        |
|                    | 1          | Noureddine Morceli        | 3:33.73        | 1995        |            | 1           | Hicham El Guerrouj          | 3:31.77        | 2003        |
| AND                | 12h3       | Victor Martínez           | 3:52.29        | 2001        | MAW        | 9h1         | Francis Munthali            | 3:51.61        | 2003        |
| ANG                | 11s1       | João N'Tyamba             | 3:44.64        | 1991        | MDV        | 10h2        | Naseer Ismail               | 4:12.11        | 1993        |
| ANT                | 11h4       | Dale Jones                | 3:54.91        | 1993        | MEX        | 8s2         | Juan Luis Barrios           | 3:41.17        | 2007        |
| ARG                | 9h1        | Javier Carriqueo          | 3:42.20        | 2007        |            |             |                             |                |             |



| COUNTRY            | POSITION    | NAME                       | MARK            | YEAR        | COUNTRY    | POSITION             | NAME                       | MARK            | YEAR        |
|--------------------|-------------|----------------------------|-----------------|-------------|------------|----------------------|----------------------------|-----------------|-------------|
| MLT                | 11h1        | Xandru Grech               | 3:54.96         | 1995        | CYP        | 9s1                  | Filippos Filippou          | 13:40.81        | 1983        |
| MON                | 13h3        | Antoine Berlin             | 4:27.52         | 2009        | CZE        | 9h3                  | Jan Pešava                 | 14:02.00        | 1993        |
| MOZ                | 11h3        | Flavio Seholhe             | 3:53.18         | 2013        | DEN        | 12h2                 | Dennis Jensen              | 13:47.90        | 2001        |
| MTN                | 13h1        | Abdallahi Ould Nanou       | 4:09.77         | 2009        | <b>DJI</b> | <b>10h1</b>          | <b>Mumin Gala</b>          | <b>13:48.19</b> | <b>2011</b> |
| NCA                | 10h1        | Carlos Mairena             | 3:54.21         | 1993        | <b>ECU</b> | <b>9h2</b>           | <b>Byron Piedra</b>        | <b>13:35.38</b> | <b>2013</b> |
| NED                | 7           | Gert-Jan Liefers           | 3:33.99         | 2003        | ERI        | 8                    | Zersenay Tadese            | 13:05.57        | 2003        |
| NEP                | 11h1        | Gop Bahadur Adhikari       | 3:54.47         | 1993        | ESA        | 10h2                 | José Jaime Hernandez       | 15:29.86        | 1983        |
| NIG                | 13h3        | Omar Bachir                | 4:00.18         | 2013        | ESP        | 4                    | Alberto García             | 13:05.60        | 2001        |
| NOR                | 8           | Henrik Ingebrigtsen        | 3:37.52         | 2013        | ETH        | 1                    | Kenenisa Bekele            | 13:17.09        | 2009        |
| <b>NZL</b>         | <b>6</b>    | <b>Nick Willis</b>         | <b>3:35.46</b>  | <b>2015</b> | FIJ        | 13h2                 | Davendra Singh             | 15:01.72        | 1993        |
| PAK                | 9h2         | Atta Miran                 | 3:51.34         | 2003        | FIN        | 3                    | Martti Vainio              | 13:30.34        | 1983        |
| PAN                | 10h3        | Juan José Tapia            | 3:52.44         | 1993        | FRA        | 5                    | Smail Sghir                | 13:07.71        | 2001        |
| POL                | 10s2        | Piotr Kurek                | 3:39.54         | 1983        | GAB        | 20h2                 | Christian Ngingba          | 18:44.06        | 2011        |
| POR                | 3           | Rui Silva                  | 3:38.02         | 2005        | <b>GBR</b> | 1                    | Mohamed Farah              | 13:23.36        | 2011        |
| PYF                | 11h2        | Charles Delys              | 3:51.36         | 2011        | 1          | Mohamed Farah        | 13:26.98                   | 2013            |             |
| QAT                | 4           | Mohammed Suleiman          | 3:36.87         | 1993        | 1          | <b>Mohamed Farah</b> | <b>13:50.38</b>            | <b>2015</b>     |             |
| ROU                | 8h4         | Ovidiu Olteanu             | 3:47.62         | 1993        | GEQ        | DNS/h2               | Lucas Eningo               | -               | 1991        |
|                    | 8h3         | Alexandru Vasile           | 3:39.01         | 1997        | GER        | 2                    | Werner Schildhauer (GDR)   | 13:30.20        | 1983        |
| RSA                | 3           | Johan Cronje               | 3:36.83         | 2013        | GIB        | 18h1                 | Michael Sanchez            | 15:34.82        | 2005        |
| RUS                | 8           | Vyacheslav Shabunin        | 3:34.37         | 2003        | GRE        | 11h1                 | Panayiótis Papoulias       | 14:00.93        | 1995        |
| RWA                | 9h1         | Alexis Sharangabo          | 3:42.72         | 2001        | GUA        | 15h1                 | Hugo García                | 14:08.72        | 1987        |
| SOL                | 11h4        | Selwyn Kole                | 4:05.07         | 1995        | GUY        | 17h2                 | Cleveland Forde            | 15:25.12        | 2007        |
| SOM                | 1           | Abdi Bile                  | 3:36.80         | 1987        | HAI        | DNF/h1               | Dieudonne Lamothe          | -               | 1991        |
| SRB                | 10h1        | Goran Nava                 | 3:44.13         | 2009        | HUN        | 13                   | Zoltán Káldy               | 13:43.02        | 1993        |
| SRI                | 12s2        | Chaminda Wijekoon          | 3:44.81         | 2011        | IND        | 9h2                  | Bahadur Prasad             | 13:53.59        | 1993        |
| SUD                | 5           | Omer Khalifa               | 3:39.81         | 1987        | IRI        | 9h1                  | Seyed Hazaveh              | 13:53.40        | 1995        |
| SUI                | 6           | Pierre Déléze              | 3:43.69         | 1983        | IRL        | 1                    | Eamonn Coghlan             | 13:28.53        | 1983        |
| SWE                | 10s1        | Mikael Svensson            | 3:43.69         | 1991        | ITA        | 10                   | Daniele Meucci             | 13:29.11        | 2011        |
| TAN                | 11h2        | James Igohe                | 3:48.58         | 1983        | <b>JAM</b> | <b>14h1</b>          | <b>Kemoy Campbell</b>      | <b>14:00.55</b> | <b>2015</b> |
| TCH                | 10          | Ján Kubista (CZE)          | 3:44.30         | 1983        | JOR        | 15h1                 | Mahmoud Sreiss             | 14:38.15        | 1995        |
| TKM                | 14h3        | Serdar Nurmyradov          | 4:10.42         | 2007        | JPN        | 13s1                 | Kenji Ide                  | 14:04.94        | 1983        |
| TLS                | 13h2        | Ribeiro De Carvalho        | 4:30.56         | 2011        | KEN        | 1                    | Yobes Ondieki              | 13:14.45        | 1991        |
| TOG                | DNF/h1      | Boampougui Djiqban         | -               | 2009        | 1          | Ismael Kirui         | 13:02.75                   | 1993            |             |
| TUN                | 5           | Ali Hakimi                 | 3:37.51         | 1997        | 1          | Ismael Kirui         | 13:16.77                   | 1995            |             |
| <b>TUR</b>         | 9s2         | İlham Tanui Özbilen        | 3:37.07         | 2013        | 1          | Daniel Komen         | 13:07.38                   | 1997            |             |
|                    | <b>9s1</b>  | <b>İlham Tanui Özbilen</b> | <b>3:45.70</b>  | <b>2015</b> | 1          | Richard Limo         | 13:00.77                   | 2001            |             |
| UAE                | 13h2        | Mohamed Abdullah Mubarak   | 3:51.04         | 1987        | 1          | Eliud Kipchoge       | 12:52.79                   | 2003            |             |
| UGA                | 9s2         | Julius Achon               | 3:39.87         | 1995        | 1          | Benjamin Limo        | 13:32.55                   | 2005            |             |
|                    | 9s2         | Julius Achon               | 3:37.82         | 1999        | KOR        | 19h2                 | Baek Seung-Ho              | 15:01.37        | 2011        |
| UKR                | 3           | Ivan Heshko                | 3:33.17         | 2003        | KSA        | 9                    | Moukheld Al-Outaibi        | 13:35.29        | 2005        |
| URS                | 8s1         | Leonid Masunov (UKR)       | 3:38.24         | 1987        | LBA        | 14h1                 | Ali El-Zaidi               | 14:16.08        | 2001        |
| USA                | 1           | Bernard Lagat              | 3:34.77         | 2007        | LBN        | 14h3                 | Ali Awad                   | 14:46.80        | 1995        |
| VAN                | 9h2         | Tawai Keiruan              | 4:04.77         | 1993        | LES        | 15h2                 | Thabiso Moqhali            | 14:39.68        | 1987        |
| VEN                | 8           | Eduard Villanueva          | 3:37.31         | 2011        | LUX        | 14s1                 | Justin Gloden              | 14:12.25        | 1983        |
| YEM                | 10h4        | Mohamed Al-Halaki          | 3:50.44         | 1993        | MAR        | 1                    | Saïd Aouita                | 13:26.44        | 1987        |
| YUG                | 8           | Dragan Zdravković (SRB)    | 3:43.75         | 1983        | 1          | Salah Hissou         | 12:58.13                   | 1999            |             |
| ZIM                | 8h4         | Passmore Furusa            | 3:41.01         | 1995        | MAS        | 12h1                 | Ramachandran Murusamy      | 14:33.22        | 1993        |
|                    |             |                            |                 |             | MAW        | 14h1                 | Grevazio Mpani             | 14:15.65        | 2013        |
| <b>5000 Metres</b> |             |                            |                 |             | MEX        | 10                   | Pablo Olmedo               | 13:27.74        | 1999        |
| AHO                | DNF/h1      | James Lynch                | -               | 1993        | MGL        | 12h1                 | Chuluunbaatar Ariunsaikhan | 15:26.62        | 1991        |
| ALG                | 5           | Ali Saïdi-Sief             | 13:33.25        | 2005        | MLT        | 12h2                 | Gerard Degaetano           | 15:31.08        | 1991        |
| ANG                | 10h2        | Aurelio Mitty              | 13:40.12        | 1995        | MYA        | 11h2                 | Thein Win Gopal            | 14:14.62        | 1993        |
| <b>ARG</b>         | <b>8h1</b>  | <b>Javier Carriqueo</b>    | <b>13:47.51</b> | <b>2011</b> | NED        | 6h1                  | Martin ten Kate            | 13:59.51        | 1991        |
| AUS                | 3           | Craig Mottram              | 13:32.96        | 2005        | NIG        | 13h3                 | Souley Oumarou             | 14:52.89        | 1991        |
| AUT                | 8           | Dietmar Millionig          | 13:36.08        | 1983        | 13h3       | Souley Oumarou       | 15:29.14                   | 1993            |             |
| <b>AZE</b>         | <b>14h2</b> | <b>Hayle Ibrahimov</b>     | <b>13:28.77</b> | <b>2015</b> | NOR        | 9                    | Marius Bakken              | 13:22.07        | 2001        |
| BDI                | 7           | Aloÿs Nizigama             | 13:20.59        | 1993        | <b>NZL</b> | <b>14</b>            | <b>Jake Robertson</b>      | <b>14:03.09</b> | <b>2011</b> |
| BEL                | 3           | Mohammed Mourhit           | 12:58.80        | 1999        | 14         | Zane Robertson       | 13:46.55                   | 2013            |             |
| BOL                | DNF/h1      | Marco Antonio Condori      | -               | 1997        | PAN        | 15h3                 | Saïd Gómez                 | 15:07.13        | 1995        |
| BRA                | 11h1        | Valdenor dos Santos        | 14:35.00        | 1991        | PAR        | 13h1                 | Ramón López                | 15:10.29        | 1983        |
| BRN                | 8           | Bilisuma Shugi             | 13:27.67        | 2011        | PHI        | 12h2                 | Eduardo Buenavista         | 14:12.55        | 2003        |
| BUL                | 6           | Evgeni Ignatov             | 13:29.68        | 1987        | PLE        | 12h1                 | Mohammed Bekheet           | 14:52.26        | 1983        |
| <b>CAN</b>         | <b>12</b>   | <b>Mohammad Ahmed</b>      | <b>14:00.38</b> | <b>2015</b> | POL        | 7h2                  | Slawomir Majusiak          | 13:57.98        | 1991        |
| CGO                | 14h3        | Obva Elengha               | 15:37.13        | 1991        | POR        | 2                    | Domingos Castro            | 13:27.59        | 1987        |
| CHA                | DNF/h1      | Abdoulaye Abdelkerim       | -               | 2013        | QAT        | 3                    | James Kwalia               | 13:17.78        | 2009        |
| CHI                | 10h1        | Mauricio Díaz              | 13:38.07        | 2001        | ROU        | DNF/h2               | Ovidiu Olteanu             | -               | 1993        |
| CHN                | 11h1        | Zhang Guowei               | 13:40.46        | 1987        | RSA        | 12                   | Elroy Gelant               | 13:43.58        | 2013        |
| COD                | 12h3        | Masini Situ Kumbanza       | 15:02.26        | 1983        | RUS        | 9h1                  | Andrey Tikhonov            | 13:53.25        | 1993        |
| CRC                | 15s1        | Ronald Lanzoni             | 14:47.30        | 1983        | RWA        | 10                   | Mathias Ntawulikura        | 13:28.58        | 1993        |



| COUNTRY    | POSITION   | NAME                         | MARK           | YEAR        | COUNTRY                         | POSITION      | NAME                          | MARK           | YEAR        |
|------------|------------|------------------------------|----------------|-------------|---------------------------------|---------------|-------------------------------|----------------|-------------|
| CPV        | 37         | António Zeferino             | 2:25:56        | 1997        | POL                             | 4             | Ján Huruk                     | 2:15:47        | 1991        |
| CRC        | 18         | José Luis Molina             | 2:20:55        | 1997        | POR                             | 4             | Luís Novo                     | 2:14:27        | 1999        |
| CUB        | 30         | Alberto Cuba                 | 2:32:57        | 1991        |                                 | 4             | Alberto Chaíça                | 2:09:25        | 2003        |
| CZE        | 32         | Karel David                  | 2:24:42        | 1997        | <b>PRK</b>                      | <b>11</b>     | <b>Pak Chol</b>               | <b>2:15:44</b> | <b>2015</b> |
| DEN        | 9          | Henrik Jørgensen             | 2:14:58        | 1987        | PYF                             | 59            | Georges Richmond              | 2:45:36        | 1999        |
| DJI        | 2          | Ahmed Salah                  | 2:12:30        | 1987        | QAT                             | 2             | Mubarak Hassan Shami          | 2:17:18        | 2007        |
|            | 2          | Ahmed Salah                  | 2:15:26        | 1991        | <b>ROU</b>                      | <b>12</b>     | <b>Marius Ionescu</b>         | <b>2:15:32</b> | <b>2011</b> |
| ECU        | 27         | Franklin Tenorio             | 2:25:15        | 2001        | RSA                             | 7             | Ian Syster                    | 2:10:17        | 2003        |
| <b>ERI</b> | <b>1</b>   | <b>Ghirmay Ghebreslassie</b> | <b>2:12:28</b> | <b>2015</b> | RUS                             | 8             | Aleksey Schelonkin            | 2:18:52        | 1993        |
| ESA        | 61         | José Jaime Hernández         | 2:34:26        | 1983        | RWA                             | 49            | Mathias Ntawulikura           | 2:18:44        | 2003        |
| ESP        | 1          | Martín Fiz                   | 2:11:41        | 1995        | SAM                             | DNF           | Samuelu Samuelu               | -              | 1987        |
|            | 1          | Abel Antón                   | 2:13:16        | 1997        |                                 | DNF           | Faasalele Fuauli              | -              | 1991        |
|            | 1          | Abel Antón                   | 2:13:36        | 1999        | SEY                             | 43            | Albert Marie                  | 2:34:20        | 1987        |
| <b>EST</b> | <b>20</b>  | <b>Roman Fosti</b>           | <b>2:20:35</b> | <b>2015</b> | SLO                             | 19            | Miroslav Vindiš               | 2:23:31        | 1993        |
| ETH        | 1          | Gezahegn Abera               | 2:12:42        | 2001        | SMR                             | 25            | Gian Luigi Macina             | 2:28:40        | 1991        |
| FIN        | 9          | Janne Holmén                 | 2:19:36        | 2007        | SOM                             | DNF           | Abukar Mohamed                | -              | 2001        |
| FRA        | 11         | Philippe Rémond              | 2:18:19        | 1997        |                                 | DNF           | Abukar Mohamed                | -              | 2001        |
| GBR        | 4          | Peter Whitehead              | 2:14:08        | 1995        | <b>SRI</b>                      | <b>29</b>     | <b>Anuradha Cooray</b>        | <b>2:25:04</b> | <b>2015</b> |
| GEO        | 60         | Zigmund Zilbershtein         | 2:36:01        | 2001        | <b>SSD</b>                      | <b>DNS</b>    | <b>Guor Marial</b>            | <b>-</b>       | <b>2015</b> |
| GER        | 3          | Waldemar Cierpinski (GDR)    | 2:10:37        | 1983        | SUI                             | 3             | Viktor Röhlin                 | 2:17:25        | 2007        |
| GRE        | 19         | Nikólaos Políás              | 2:21:03        | 1997        | SVK                             | 29            | Petr Pipa                     | 2:28:05        | 1993        |
| GUA        | 47         | José Amado García            | 2:22:00        | 2009        | SWE                             | 4             | Kjell-Erik Ståhl              | 2:10:38        | 1983        |
| GUM        | DNF        | James Walker                 | -              | 1987        | SWZ                             | 17            | Elphas Ginindza               | 2:22:43        | 1991        |
|            | DNF        | Fred Schumann                | -              | 1993        |                                 | 17            | Elphas Ginindza               | 2:23:00        | 1993        |
| GUY        | 47         | William Abrams               | 3:12:33        | 1987        | TAN                             | 2             | Christopher Isegwe            | 2:10:21        | 2005        |
| HKG        | 32         | Fai Yeung Ng                 | 2:34:26        | 1991        | TCH                             | 12            | Martin Vrabel (SVK)           | 2:16:58        | 1987        |
| HON        | DNS        | Emiliano Lemus               | -              | 2001        | TJK                             | 51            | Sergey Zabavskiy              | 2:32:22        | 1999        |
|            | DNS        | Emiliano Lemus               | -              | 2001        | TKM                             | DNF           | Kemal Tuvakuliyev             | -              | 2003        |
| IND        | 42         | Hari Singh                   | 2:34:20        | 1987        | TPE                             | 28            | Chang Chia-Che                | 2:26:22        | 2007        |
| <b>IRI</b> | <b>DNF</b> | <b>Mohammad Jafar Moradi</b> | <b>-</b>       | <b>2015</b> | TTO                             | DNF           | Ronnie Holassie               | -              | 2001        |
| IRL        | 21         | Paul Pollock                 | 2:16:42        | 2013        | TUN                             | 9             | Taher Mansouri                | 2:18:54        | 1993        |
| ISL        | 60         | Agust Thorsteinsson          | 2:34:05        | 1983        | TUR                             | 18            | Cihangir Demirel              | 2:23:02        | 1993        |
| ISR        | 19         | Ayele Setegne                | 2:22:27        | 2007        | UGA                             | 1             | Stephen Kiprotich             | 2:09:51        | 2013        |
| ITA        | 2          | Vincenzo Modica              | 2:14:03        | 1999        | UKR                             | 18            | Aleksandr Kuzin               | 2:21:26        | 2001        |
| JOR        | DNF        | Ahmed Al-Hamshari            | -              | 1991        | URS                             | 8             | Ravil Kashapov (RUS)          | 2:14:41        | 1987        |
| JPN        | 1          | Hiromi Taniguchi             | 2:14:57        | 1991        | USA                             | 1             | Mark Plaatjes                 | 2:13:57        | 1993        |
| KAZ        | 50         | Mihail Krassilov             | 2:44:31        | 2013        | UZB                             | 47            | Vasily Medvedev               | 2:30:28        | 2001        |
| KEN        | 1          | Douglas Wakiuhuru            | 2:11:48        | 1987        | VEN                             | DNF           | Rubén Maza                    | -              | 1997        |
|            | 1          | Luke Kibet                   | 2:15:59        | 2007        | VIN                             | 25            | Pamenos Ballantyne            | 2:24:36        | 2001        |
|            | 1          | Abel Kirui                   | 2:06:54        | 2009        | YUG                             | 14            | Miroslav Vindiš (SLO)         | 2:18:09        | 1987        |
|            | 1          | Abel Kirui                   | 2:07:38        | 2011        | ZAM                             | 29            | Jordan Chipangama             | 2:19:47        | 2013        |
| KGZ        | 40         | Nazirdin Akyzbekov           | 2:27:44        | 1995        | <b>ZIM</b>                      | <b>15</b>     | <b>Cutbert Nyasango</b>       | <b>2:15:56</b> | <b>2011</b> |
| KIR        | DNF        | Manukau Teuribaki            | -              | 1999        |                                 |               |                               |                |             |
| KOR        | 4          | Kim Jae-Ryong                | 2:17:14        | 1993        | <b>3000 Metres Steeplechase</b> |               |                               |                |             |
| LAO        | DNF        | Vilayvanh Phachansili        | -              | 1999        | ALG                             | 3             | Azzedine Brahmi               | 8:15.54        | 1991        |
| LBA        | 20         | Ali Zaied                    | 2:22:50        | 2007        | ARG                             | 8h2           | Marcelo Cascabelo             | 8:44.57        | 1991        |
| LCA        | DNF        | Zepherinus Joseph            | -              | 2005        | AUS                             | 9             | Shaun Creighton               | 8:23.45        | 1993        |
| <b>LES</b> | <b>14</b>  | <b>Tshepo Mathibelle</b>     | <b>2:17:17</b> | <b>2015</b> | AUT                             | 9             | Günther Weidlinger            | 8:19.02        | 1999        |
| LIE        | 35         | Roland Wille                 | 2:48:12        | 1991        | BEL                             | 3             | William van Dijck             | 8:12.18        | 1987        |
| LUX        | 38         | Justin Gloden                | 2:30:05        | 1987        | BOL                             | 11h2          | Geovanni Morejon              | 9:01.30        | 1999        |
| MAR        | 1          | Jaouad Gharib                | 2:08:31        | 2003        | BRA                             | 8s2           | Wander Moura                  | 8:35.01        | 1997        |
|            | 1          | Jaouad Gharib                | 2:10:10        | 2005        | BRN                             | 6             | Tareq Mubarak Taher           | 8:22.51        | 2007        |
| <b>MAW</b> | <b>34</b>  | <b>John Mwathiwa</b>         | <b>2:24:01</b> | <b>1995</b> | BUL                             | 7s1           | Panayot Kaschanov             | 8:31.95        | 1983        |
|            | <b>34</b>  | <b>Mike Tebulo</b>           | <b>2:22:45</b> | <b>2011</b> | CAN                             | 5             | Graeme Fell                   | 8:16.46        | 1987        |
| <b>MDA</b> | <b>31</b>  | <b>Roman Prodius</b>         | <b>2:26:46</b> | <b>2015</b> | CHI                             | 13h1          | Emilio Ulloa                  | 8:44.51        | 1987        |
| MEX        | 2          | Dionisio Cerón               | 2:12:13        | 1995        | COL                             | <b>12h2</b>   | <b>Gerard Giraldo</b>         | <b>9:16.47</b> | <b>2015</b> |
| <b>MGL</b> | <b>19</b>  | <b>Bat-Ochir Ser-Od</b>      | <b>2:16:41</b> | <b>2011</b> | CYP                             | 9s2           | Stathis Stasi                 | 8:35.73        | 1997        |
| MHL        | DNF        | Manny Lolin                  | -              | 1991        | DEN                             | 12h1          | Flemming Jensen               | 8:56.57        | 1983        |
| MKD        | 60         | Trpe Martinovski             | 2:48:36        | 1999        | <b>DJI</b>                      | <b>DNS/h2</b> | <b>Mohamed Ismael Ibrahim</b> | <b>-</b>       | <b>2015</b> |
| MYA        | 27         | Myint Kann                   | 2:29:14        | 1991        | ESP                             | 3             | Eliseo Martín                 | 8:09.09        | 2003        |
| NAM        | 2          | Lucketz Swartbooi            | 2:14:11        | 1993        | <b>EST</b>                      | <b>11h2</b>   | <b>Kaur Kivistik</b>          | <b>8:56.36</b> | <b>2015</b> |
| NCA        | 28         | William Aguirre              | 2:29:35        | 1991        | ETH                             | 5             | Yacob Jarso                   | 8:12.13        | 2009        |
| NED        | 3          | Bert van Vlaanderen          | 2:15:12        | 1993        |                                 | 5             | Roba Gari                     | 8:18.37        | 2011        |
| NEP        | 31         | Krishna Bahadur Basnet       | 2:33:13        | 1991        | FIJ                             | 11h1          | Davendra Singh                | 9:21.15        | 1993        |
| NOR        | 10         | Stig Roar Husby              | 2:11:29        | 1983        | FIN                             | 8             | Jukka Keskisalo               | 8:14.47        | 2009        |
| NZL        | 20         | Graham Macky                 | 2:20:43        | 1987        | FRA                             | 3             | Bouabdallah Tahri             | 8:01.18        | 2009        |
| PAR        | DNF        | Claudio Escaruiza            | -              | 1983        |                                 | 3             | Mahiedine Mekhissi-Benabbad   | 8:16.09        | 2011        |
|            | DNF        | Eladio Fernández             | -              | 1993        |                                 | 3             | Mahiedine Mekhissi-Benabbad   | 8:07.86        | 2013        |
| PER        | 45         | Vicente Chura                | 2:29:27        | 1999        | GBR                             | 3             | Colin Reitz                   | 8:17.75        | 1983        |



| COUNTRY                   | POSITION    | NAME                  | MARK           | YEAR        | COUNTRY    | POSITION   | NAME                          | MARK         | YEAR        |
|---------------------------|-------------|-----------------------|----------------|-------------|------------|------------|-------------------------------|--------------|-------------|
| GER                       | 1           | Patriz Ilg (FRG)      | 8:15.06        | 1983        | BRA        | 5          | Marcio de Souza               | 13.48        | 2003        |
| GRE                       | 9h2         | Antonios Vouzis       | 8:34.44        | 1995        | BUL        | 7          | Venizislav Radev              | 13.73        | 1983        |
|                           | 9h3         | Antonios Vouzis       | 8:33.51        | 1997        | CAM        | 7h3        | San Chay Kim                  | 16.26        | 1983        |
| HUN                       | 15          | Gábor Markó           | 9:11.53        | 1991        | CAN        | 4          | Mark McKoy                    | 13.56        | 1983        |
| IND                       | 11h2        | Deena Ram             | 9:05.21        | 1991        |            | 4          | Mark McKoy                    | 13.30        | 1991        |
| IRL                       | 8h2         | Brendan Quinn         | 8:34.02        | 1983        | CAY        | 6s2        | Ronald Forbes                 | 13.67        | 2011        |
| ISR                       | 9h2         | Itay Magidi           | 8:43.00        | 2007        | CGO        | 8h5        | Julien Mvoutoukoulou          | 15.41        | 2005        |
| ITA                       | 1           | Francesco Panetta     | 8:08.57        | 1987        | CHI        | 8h3        | Arturo Rodriguez              | 14.11        | 1995        |
| JPN                       | 11          | Yoshitaka Iwamizu     | 8:19.29        | 2003        | CHN        | 1          | Liu Xiang                     | 12.95        | 2007        |
| <b>KEN</b>                | 1           | Moses Kiptanui        | 8:12.59        | 1991        | COL        | 5s1        | Paulo Villar                  | 13.44        | 2009        |
|                           | 1           | Moses Kiptanui        | 8:06.36        | 1993        | CPV        | 6h3        | Henry Andrade                 | 14.64        | 1993        |
|                           | 1           | Moses Kiptanui        | 8:04.16        | 1995        | CRC        | DNS/h2     | Alex Foster                   | -            | 1993        |
|                           | 1           | Wilson Boit Kipketer  | 8:05.84        | 1997        | CUB        | 2          | Anier García                  | 13.07        | 1999        |
|                           | 1           | Christopher Koskei    | 8:11.76        | 1999        |            | 2          | Anier García                  | 13.07        | 2001        |
|                           | 1           | Reuben Kosgei         | 8:15.16        | 2001        | CYP        | 8h6        | Pródromos Katsantonis         | 14.28        | 1995        |
|                           | 1           | Brimin Kipruto        | 8:13.82        | 2007        | CZE        | 6          | Petr Svoboda                  | 13.38        | 2009        |
|                           | 1           | Ezekiel Kemboi        | 8:00.43        | 2009        | DEN        | 7h1        | Erik Jensen                   | 14.05        | 1987        |
|                           | 1           | Ezekiel Kemboi        | 8:14.85        | 2011        | DOM        | 7s1        | Modesto Castillo              | 14.23        | 1983        |
|                           | 1           | Ezekiel Kemboi        | 8:06.01        | 2013        | ECU        | 6s3        | Jackson Quiñónez              | 13.72        | 2003        |
|                           | <b>1</b>    | <b>Ezekiel Kemboi</b> | <b>8:11.28</b> | <b>2015</b> | EGY        | 7h6        | Mohamed Saad Abdelaziz        | 14.38        | 1993        |
| KSA                       | 3           | Saad Al-Asmari        | 8:12.95        | 1995        | ESA        | 8h1        | Mauricio Carranza             | 15.67        | 1987        |
| MAR                       | 2           | Ali Ezzine            | 8:16.21        | 2001        | ESP        | 6          | Carlos Sala                   | 13.55        | 1987        |
| MDA                       | 8           | Ion Luchianov         | 8:19.69        | 2011        | EST        | 8h1        | Tarmo Jallai                  | 14.16        | 2007        |
| MEX                       | 11h3        | Rubén García          | 8:36.28        | 1995        | FIJ        | 8q1        | Jovesa Naivalu                | 14.04        | 1997        |
| NED                       | 5           | Simon Vroemen         | 8:16.76        | 2005        | FIN        | 2          | Arto Bryggare                 | 13.46        | 1983        |
| NEP                       | 13h2        | Madan Raj Giri        | 9:34.97        | 2001        | FRA        | 1          | Ladji Doucouré                | 13.07        | 2005        |
| NOR                       | 7           | Jim Svenøy            | 8:14.80        | 1997        | GAB        | 7h4        | Jean-Daniel Ololo             | 14.93        | 1983        |
| NZL                       | 9s2         | Peter Renner          | 8:25.72        | 1983        | GBR        | 1          | Colin Jackson                 | 12.91        | 1993        |
| PAR                       | 12h2        | Ramón López           | 9:10.29        | 1987        |            | 1          | Colin Jackson                 | 13.04        | 1999        |
| PER                       | 8h1         | Mario Bazan           | 8:28.67        | 2009        | GEO        | 6h3        | David Ilariani                | 14.08        | 2001        |
| PHI                       | 11h3        | Hector Begeo          | 9:17.82        | 1997        |            | 6h2        | David Ilariani                | 13.89        | 2003        |
| <b>PNG</b>                | <b>13h2</b> | <b>Sapolai Yao</b>    | <b>9:51.09</b> | <b>2015</b> | GER        | 4          | Florian Schwarhoff            | 13.20        | 1997        |
| POL                       | 2           | Bogusław Maminski     | 8:17.03        | 1983        | <b>GRE</b> | <b>8s2</b> | <b>Konstadinos Douvalídis</b> | <b>13.79</b> | <b>2015</b> |
| POR                       | 11          | José Regalo           | 8:27.64        | 1987        | HAI        | 3          | Dudley Dorival                | 13.25        | 2001        |
| PUR                       | 10h3        | Carmelio Rios         | 8:47.19        | 1983        | HKG        | 8h4        | Tang Hon Sing                 | 14.83        | 2005        |
| QAT                       | 1           | Saif Saeed Shaheen    | 8:04.39        | 2003        | HUN        | 6          | György Bakos                  | 13.68        | 1983        |
|                           | 1           | Saif Saeed Shaheen    | 8:13.31        | 2005        | IRL        | 5s2        | TJ Kearns                     | 13.68        | 1993        |
| ROU                       | 6           | Florian Ionescu       | 8:15.44        | 1995        |            | 5s1        | Peter Coghlan                 | 13.35        | 1999        |
| RSA                       | 13          | Ruben Ramolefi        | 8:32.54        | 2009        |            | 5s1        | Peter Coghlan                 | 13.61        | 2001        |
|                           | 13          | Ruben Ramolefi        | 8:30.47        | 2011        | ISV        | 8q4        | Jeffrey Jackson               | 14.32        | 1999        |
| RUS                       | 7           | Vladimir Pronin       | 8:16.59        | 1995        | ITA        | 7s2        | Andrea Giaconi                | 13.84        | 2003        |
| SGP                       | 14h1        | Elangovan Ganesan     | 9:47.09        | 1999        | <b>JAM</b> | <b>2</b>   | <b>Hansle Parchment</b>       | <b>13.03</b> | <b>2015</b> |
| SLO                       | 5h2         | Boštjan Buč           | 8:22.89        | 2003        | JOR        | 7h5        | Raiea Khrasat                 | 15.01        | 2001        |
| SMR                       | 13h3        | Matteo Zafferani      | 9:32.08        | 1999        | JPN        | 6s1        | Masato Naito                  | 13.73        | 2001        |
| SUI                       | 13          | Christian Belz        | 8:31.43        | 2001        |            | 6s2        | Masato Naito                  | 13.68        | 2003        |
| SWE                       | 4           | Mustafa Mohamed       | 8:19.82        | 2007        |            | 6s3        | Masato Naito                  | 13.58        | 2007        |
| TCH                       | 10h1        | Jiří Švec (CZE)       | 8:41.08        | 1991        |            | 6s2        | Tasuku Tanonaka               | 13.62        | 2007        |
| TOG                       | 12h2        | Akesso Tchaka         | 9:44.41        | 1999        | KAZ        | 6h1        | Andrey Sklyarenko             | 14.02        | 2001        |
| TUN                       | 5h2         | Féthi Baccouche       | 8:22.75        | 1987        | KOR        | 6h1        | Lee Jeong-Jun                 | 13.83        | 2009        |
|                           | <b>5h1</b>  | <b>Amor Ben Yahia</b> | <b>8:43.11</b> | <b>2015</b> | KSA        | 8s3        | Mubarak Ata Mubarak           | 13.98        | 2001        |
| TUR                       | 8           | Halil Akkaş           | 8:22.95        | 2007        | KUW        | 7h4        | Zeiad Al Kheder               | 14.48        | 1991        |
| UAE                       | 13h1        | Ali Jassimi           | 8:51.73        | 1999        | LAO        | 8h2        | Anousone Xaysa                | 16.21        | 2013        |
| UGA                       | 6           | Jacob Araptany        | 8:18.67        | 2011        | LAT        | 6          | Igor Kazanov                  | 13.38        | 1993        |
| UKR                       | 8h3         | Vadym Slobodenyuk     | 8:28.64        | 2003        | LBN        | 8h4        | Ahmad Hazer                   | 14.74        | 2009        |
| URS                       | 9h3         | Valeriy Vandyak (UKR) | 8:30.43        | 1987        |            | 8h1        | Ahmed Hazer                   | 14.42        | 2011        |
| URU                       | 12          | Ricardo Vera          | 8:29.00        | 1993        | LBR        | 6h5        | Sultan Tacker                 | 13.92        | 2001        |
| USA                       | 4           | Brian Diemer          | 8:14.46        | 1987        | MAC        | 8h3        | long Kim Fai                  | 15.35        | 2011        |
| VEN                       | 6h2         | José Peña             | 8:24.88        | 2013        | MAD        | 7s2        | Joseph-Berlioz Randriamihaja  | 13.77        | 2001        |
| ZAM                       | 10h2        | Godfrey Siamusiye     | 8:37.41        | 1995        | MAR        | 7h1        | Mustapha Sdad                 | 14.38        | 1993        |
|                           |             |                       |                |             | MAS        | 6h3        | Muhd Faiz Mohammad            | 14.17        | 2003        |
|                           |             |                       |                |             | MDA        | 6h1        | Aleksandr Yenko               | 13.97        | 1995        |
| <b>110 Metres Hurdles</b> |             |                       |                |             | MKD        | 7h3        | Robert Kosev                  | 14.78        | 1993        |
| ALG                       | 7h4         | Othmane Hadj Lazib    | 13.63          | 2011        | <b>MLI</b> | <b>8h3</b> | <b>Bano Traoré</b>            | <b>13.91</b> | <b>2015</b> |
|                           | 7h3         | Othmane Hadj Lazib    | 14.51          | 2013        | MRI        | 7h3        | Judex Lefou                   | 14.35        | 1987        |
| AUS                       | 5           | Kyle Vander-Kuyp      | 13.30          | 1995        | MYA        | 8h4        | Min Min Tun                   | 15.58        | 1997        |
| AUT                       | 4s1         | Elmar Lichtenegger    | 13.42          | 2001        | NED        | 5s1        | Robin Korving                 | 13.51        | 1997        |
| BAH                       | 4s3         | Shamar Sands          | 13.47          | 2009        |            | 5s3        | Gregory Sedoc                 | 13.58        | 2007        |
| BAR                       | 1           | Ryan Brathwaite       | 13.14          | 2009        |            | 5s2        | Gregory Sedoc                 | 13.45        | 2009        |
| BEL                       | 8           | Jonathan Nsenga       | 13.54          | 1999        | NGR        | 5s1        | William Erese                 | 13.70        | 2003        |
| BLR                       | 6s2         | Maksim Lynsha         | 13.46          | 2009        |            |            |                               |              |             |



| COUNTRY                   | POSITION   | NAME                        | MARK         | YEAR        | COUNTRY    | POSITION   | NAME                     | MARK         | YEAR        |
|---------------------------|------------|-----------------------------|--------------|-------------|------------|------------|--------------------------|--------------|-------------|
| NOR                       | 8q2        | Gaute Gundersen             | 13.91        | 1997        | CYP        | 7h1        | Costas Pochanis          | 50.77        | 1993        |
| NZL                       | 7h1        | Tim Soper                   | 14.28        | 1983        | CZE        | 7          | Jiří Muzík               | 49.07        | 2001        |
| PAN                       | 7h2        | Sadros Sánchez              | 14.34        | 2001        | DOM        | 1          | Felix Sánchez            | 47.49        | 2001        |
| PER                       | 7h2        | Jorge McFarlane             | 13.93        | 2013        |            | 1          | Felix Sánchez            | 47.25        | 2003        |
| POL                       | DNS/Final  | Artur Kohutek               | -            | 1997        | EGY        | 6h4        | Ahmed Ghanem             | 50.98        | 1991        |
| POR                       | 6h4        | João Lima                   | 14.41        | 1987        | ESA        | 6h6        | Roberto Córtez           | 53.61        | 2001        |
| PUR                       | 6h4        | Mickey Soto                 | 13.92        | 1993        | ESP        | 8          | José Alonso              | 49.46        | 1987        |
|                           | 6h3        | Héctor Cotto                | 13.60        | 2011        | <b>EST</b> | <b>5s1</b> | <b>Rasmus Mägi</b>       | <b>48.76</b> | <b>2015</b> |
| PYF                       | 7h1        | Hendrey Ah-Tchoy            | 16.34        | 2001        | FIN        | 7s2        | Ari-Pekka Lattu          | 49.81        | 2005        |
| QAT                       | 6h3        | Mohammed Aissa Al-Thawadi   | 13.67        | 2007        | FRA        | 1          | Stéphane Diagana         | 47.70        | 1997        |
| ROU                       | 3s2        | Gheorghe Boroi              | 13.54        | 1993        | GBR        | 1          | David Greene             | 48.26        | 2011        |
| RSA                       | 8          | Shaun Bownes                | 13.84        | 2001        | GER        | 2          | Harald Schmid (FRG)      | 48.61        | 1983        |
| <b>RUS</b>                | <b>1</b>   | <b>Sergey Shubenkov</b>     | <b>12.98</b> | <b>2015</b> | GRE        | 3          | Periklís Iakovákis       | 48.24        | 2003        |
| SAM                       | 5h5        | Kuripitone Betham           | 16.24        | 2003        | GUA        | 6h1        | Allan Ayala              | 52.26        | 2007        |
| SGP                       | 8h2        | Abdul Hakeem Abdul Halim    | 14.94        | 2007        | HON        | 7h4        | Francisco Flores         | 53.79        | 1993        |
|                           | 8h6        | Abdul Halim Abdul Hakeem    | 14.63        | 2009        |            | 7h1        | Jonni Lowe               | 52.66        | 2007        |
| SLO                       | 6h4        | Damjan Zlatnar              | 13.97        | 2001        | HUN        | 4s3        | Dusan Kovács             | 48.45        | 1997        |
| <b>SRB</b>                | <b>8h4</b> | <b>Milan Ristić</b>         | <b>13.89</b> | <b>2015</b> | IND        | 7s1        | Joseph Abraham           | 49.51        | 2007        |
| SRI                       | 8h2        | Mahesh Perera               | 14.64        | 1995        | <b>IRL</b> | <b>4s1</b> | <b>Thomas Barr</b>       | <b>48.71</b> | <b>2015</b> |
| STP                       | 7h4        | Arlindo Pinheiro            | 15.74        | 1999        | ISR        | 5h4        | Aleksej Bazarov          | 50.08        | 1993        |
|                           | 7h1        | Arlindo Pinheiro            | 15.10        | 2003        | ITA        | 1          | Fabrizio Mori            | 47.72        | 1999        |
| SUD                       | 7h1        | Todd Matthews Jouda         | 15.43        | 2005        | JAM        | 2          | Winthrop Graham          | 47.74        | 1991        |
| SUI                       | 4h1        | Ivan Bitzi                  | 14.26        | 2005        | JPN        | 3          | Dai Tamesue              | 47.89        | 2001        |
| SVK                       | 3          | Igor Kovác                  | 13.18        | 1997        |            | 3          | Dai Tamesue              | 48.10        | 2005        |
| SWE                       | 5          | Robert Kronberg             | 13.51        | 2001        | KAZ        | 4s2        | Yevgeniy Meleshenko      | 48.84        | 2003        |
| TCH                       | 6s1        | Igor Kovác (SVK)            | 13.89        | 1991        |            | 4s2        | Yevgeniy Meleshenko      | 49.22        | 2005        |
| <b>THA</b>                | <b>6h1</b> | <b>Jamraj Rittidet</b>      | <b>14.00</b> | <b>2015</b> | <b>KEN</b> | <b>1</b>   | <b>Nicholas Bett</b>     | <b>47.79</b> | <b>2015</b> |
| TKM                       | 8h2        | Baimurad Achirmuradov       | 15.52        | 2005        | KGZ        | 7h3        | Aleksey Pogorelov        | 53.44        | 2005        |
| TPE                       | 5h4        | Wu Ching-Chin               | 14.24        | 1983        | KOR        | 7h3        | Lee Seung-Yun            | 52.98        | 2011        |
| TTO                       | 4s1        | Mikel Thomas                | 13.46        | 2013        | KSA        | 4          | Hadi Al-Somaily          | 47.99        | 2001        |
| TUR                       | DNF/h1     | Ruhan İşim                  | -            | 1991        | KUW        | 5h4        | Jasem Al-Dowaila         | 50.97        | 1987        |
| UAE                       | 7h6        | Omar Abdullah Al-Rawahi     | 19.01        | 2001        | LAT        | 5h5        | Egils Tebelis            | 50.42        | 1997        |
| UKR                       | 6          | Sergey Demidyuk             | 13.22        | 2007        | LBR        | 5h4        | O'Neil Wright            | 50.90        | 2005        |
| URS                       | 5          | Igor Kazanov (LAT)          | 13.48        | 1987        | LUX        | DNF/h2     | Jacques Frisch           | -            | 2013        |
| USA                       | 1          | Greg Foster                 | 13.42        | 1983        | MAD        | 7s1        | Yvon Rakotoarimiandry    | 49.81        | 2001        |
|                           | 1          | Greg Foster                 | 13.21        | 1987        | MAR        | 4s3        | Mustapha Sdad            | 49.14        | 2001        |
|                           | 1          | Greg Foster                 | 13.06        | 1991        | MDA        | 7s3        | Vadim Zadoynov           | 50.07        | 1997        |
|                           | 1          | Allen Johnson               | 13.00        | 1995        | MEX        | 5h2        | Juan Vallin              | 50.90        | 1993        |
|                           | 1          | Allen Johnson               | 12.93        | 1997        |            | 5h1        | Juan Vallin              | 51.96        | 1995        |
|                           | 1          | Allen Johnson               | 13.04        | 2001        | MLI        | 7s3        | Ibrahim Maïga            | 51.24        | 2007        |
|                           | 1          | Allen Johnson               | 13.12        | 2003        | <b>MOZ</b> | <b>7s3</b> | <b>Kurt Couto</b>        | <b>50.58</b> | <b>2015</b> |
|                           | 1          | Jason Richardson            | 13.16        | 2011        | MRI        | 7h5        | Antonio Vieillesse       | 51.02        | 2011        |
|                           | 1          | David Oliver                | 13.00        | 2013        | NAM        | 6h4        | Willie Smith             | 51.12        | 1997        |
| VEN                       | 7h5        | Elvis Cedeno                | 13.85        | 1991        | NEP        | 7h7        | Asha Ram Chaudhari       | 53.87        | 1999        |
| VIE                       | 5h1        | Nguyen Van Loi              | 14.74        | 1991        | NGR        | 6          | Henry Amike              | 48.63        | 1987        |
| YUG                       | 7h4        | Slavoljub Nikolić (SRB)     | 14.26        | 1997        | NOR        | 5h5        | Petter Hesselberg        | 51.67        | 1983        |
|                           |            |                             |              |             | <b>NZL</b> | <b>7h1</b> | <b>Michael Cochran</b>   | <b>49.58</b> | <b>2015</b> |
|                           |            |                             |              |             | PAK        | 7h2        | Ghulam Abbas             | 52.83        | 1991        |
|                           |            |                             |              |             |            | 7h6        | Muhammed Amin            | 52.22        | 1995        |
|                           |            |                             |              |             | PAN        | 7          | Bayano Kamani            | 50.18        | 2005        |
|                           |            |                             |              |             | <b>PHI</b> | <b>6h4</b> | <b>Eric Cray</b>         | <b>50.04</b> | <b>2015</b> |
|                           |            |                             |              |             | PNG        | 6h1        | Paiwa Bogela             | 54.68        | 1983        |
|                           |            |                             |              |             |            | 6h5        | Ivan Wakit               | 52.55        | 1999        |
|                           |            |                             |              |             |            | 6h3        | Mowen Boino              | 51.82        | 2001        |
|                           |            |                             |              |             |            | 6h4        | Mowen Boino              | 52.45        | 2007        |
|                           |            |                             |              |             |            | 6h4        | Mowen Boino              | 51.49        | 2013        |
|                           |            |                             |              |             | POL        | 3          | Marek Plawgo             | 48.12        | 2007        |
|                           |            |                             |              |             | POR        | 5s2        | Edivaldo Monteiro        | 49.31        | 2007        |
|                           |            |                             |              |             | PUR        | 2          | Javier Culson            | 48.09        | 2009        |
|                           |            |                             |              |             |            | 2          | Javier Culson            | 48.44        | 2011        |
|                           |            |                             |              |             | QAT        | 7          | Mubarak Al-Nubi          | 52.64        | 2003        |
|                           |            |                             |              |             | RSA        | 2          | Llewellyn Herbert        | 47.86        | 1997        |
|                           |            |                             |              |             | <b>RUS</b> | <b>2</b>   | <b>Denis Kudryavtsev</b> | <b>48.05</b> | <b>2015</b> |
|                           |            |                             |              |             | SEN        | 5          | Amadou Dia Bâ            | 48.37        | 1987        |
|                           |            |                             |              |             | SKN        | 7h5        | Livingstone Roach        | 53.38        | 1993        |
|                           |            |                             |              |             | SLE        | DNF/h2     | Prince Dowai             | -            | 1987        |
|                           |            |                             |              |             | SLO        | 8s3        | Miro Kocuvan             | 49.71        | 1993        |
|                           |            |                             |              |             | SRB        | 3          | Emir Bekrić              | 48.05        | 2013        |
|                           |            |                             |              |             | SRI        | 6h1        | Arijan Ratnayake         | 51.28        | 2001        |
| <b>400 Metres Hurdles</b> |            |                             |              |             |            |            |                          |              |             |
| ALB                       | 8h6        | Ilir Xhanari                | 52.61        | 1995        |            |            |                          |              |             |
| <b>ALG</b>                | <b>6s1</b> | <b>Abdel Malik Lahoulou</b> | <b>48.87</b> | <b>2015</b> |            |            |                          |              |             |
| AUS                       | 5s3        | Rohan Robinson              | 49.36        | 1993        |            |            |                          |              |             |
| AUT                       | 4h3        | Thomas Futterknecht         | 50.68        | 1983        |            |            |                          |              |             |
| <b>BAH</b>                | <b>3</b>   | <b>Jeffery Gibson</b>       | <b>48.17</b> | <b>2015</b> |            |            |                          |              |             |
| BAR                       | 6h7        | Victor Houston              | 50.57        | 1999        |            |            |                          |              |             |
| BEL                       | 6s2        | Marc Dollendorf             | 49.93        | 1993        |            |            |                          |              |             |
| BEN                       | DNS/h3     | Jean-Claude Yekpe           | -            | 1993        |            |            |                          |              |             |
| BIZ                       | 5s3        | Jonathon Williams           | 49.77        | 2007        |            |            |                          |              |             |
| BLR                       | 6h6        | Ihar Kurochkin              | 51.45        | 1993        |            |            |                          |              |             |
| BRA                       | 4          | Eronilde de Araújo          | 48.13        | 1999        |            |            |                          |              |             |
| BRN                       | 5s1        | Ahmed Hamada                | 50.04        | 1983        |            |            |                          |              |             |
| BUL                       | 6s2        | Toma Tomov                  | 49.11        | 1987        |            |            |                          |              |             |
| CAN                       | DNF/Final  | Adam Kunkel                 | -            | 2007        |            |            |                          |              |             |
| CHI                       | 5h7        | Carlos Zbinden              | 50.42        | 1997        |            |            |                          |              |             |
| <b>CHN</b>                | <b>8s2</b> | <b>Meng Yan</b>             | <b>49.70</b> | <b>2007</b> |            |            |                          |              |             |
|                           | <b>8s2</b> | <b>Cheng Wen</b>            | <b>49.62</b> | <b>2015</b> |            |            |                          |              |             |
| COM                       | 7h2        | Maoulida Darouèche          | 53.28        | 2013        |            |            |                          |              |             |
| CRC                       | 7h2        | Alex Foster                 | 53.13        | 1993        |            |            |                          |              |             |
| CRO                       | 4h4        | Darko Juričić               | 49.96        | 1999        |            |            |                          |              |             |
| CUB                       | 4          | Omar Cisneros               | 48.12        | 2013        |            |            |                          |              |             |

| COUNTRY POSITION | NAME     | MARK                    | YEAR         | COUNTRY POSITION | NAME              | MARK       | YEAR                       |             |             |
|------------------|----------|-------------------------|--------------|------------------|-------------------|------------|----------------------------|-------------|-------------|
| STP              | DNS/h1   | Raimundo Lima           | -            | 1987             | ISR               | 7          | Konstantin Matusevich      | 2.29        | 1997        |
| SUI              | 3        | Marcel Schelbert        | 48.13        | 1999             | ITA               | =5         | Nicola Ciotti              | 2.29        | 2005        |
| SVK              | 4h4      | Jozef Kucej             | 50.00        | 1995             | IVB               | 35q        | Karl Scatliffe             | 2.05        | 1991        |
| SWE              | 4        | Sven Nylander           | 49.06        | 1983             | IWP               | =26        | Dragutin Topić             | 2.20        | 1993        |
|                  | 4        | Sven Nylander           | 48.37        | 1987             | JAM               | 5          | Germaine Mason             | 2.29        | 2003        |
| SYR              | 5h7      | Zid Abou Hamed          | 49.96        | 1993             | JOR               | =25q       | Fakhredin Fouad            | 2.20        | 1991        |
| TCH              | 4h2      | Vladislav Pecen (CZE)   | 50.86        | 1983             | JPN               | 18q        | Takao Sakamoto             | 2.18        | 1983        |
| TGA              | 6h5      | Aleki Toetu'u Sapoi     | 56.06        | 2005             | KAZ               | 35q        | Sergey Zasimovich          | 2.19        | 2007        |
| THA              | 7h7      | Chanond Keanchan        | 51.37        | 1993             | KGZ               | =30q       | Igor Paklin                | 2.15        | 1993        |
| TPE              | 8h2      | Chen Tien-Wen           | 51.42        | 2003             | KOR               | =6         | Lee Jin-Taek               | 2.29        | 1999        |
| TTO              | 1        | Jehue Gordon            | 47.69        | 2013             | LBN               | 23q        | Jean-Claude Rabbath        | 2.20        | 1999        |
| TUN              | 5h5      | Fadhel Khayatti         | 50.60        | 1993             |                   | =23q       | Jean-Claude Rabbath        | 2.15        | 2005        |
| <b>TUR</b>       | <b>6</b> | <b>Yasmani Copello</b>  | <b>48.96</b> | <b>2015</b>      | LCA               | =12        | Darvin Edwards             | 2.20        | 2011        |
| UAE              | 7h3      | Abdullah Sabt           | 51.51        | 1997             | LTU               | 20q        | Raivydas Stanys            | 2.25        | 2011        |
| UGA              | 6h2      | Peter Rwamuhanda        | 50.99        | 1983             | MEX               | 22q        | Edgar Rivera               | 2.22        | 2013        |
| UKR              | 6        | Oleg Tverdokhlebo       | 48.71        | 1993             | MRI               | 27q        | Khemraj Naiko              | 2.20        | 1995        |
| URS              | 3        | Aleksandr Kharlov (UZB) | 49.03        | 1983             | NED               | =5         | Martijn Nuijens            | 2.23        | 2009        |
| URU              | 5s2      | Andrés Silva            | 49.63        | 2011             | NGR               | =20q       | Anthony Idiata             | 2.20        | 1999        |
| USA              | 1        | Edwin Moses             | 47.50        | 1983             | NOR               | =4         | Steinar Hoen               | 2.35        | 1995        |
|                  | 1        | Edwin Moses             | 47.46        | 1987             |                   | =4         | Steinar Hoen               | 2.32        | 1997        |
|                  | 1        | Kevin Young             | 47.18        | 1993             | NZL               | =32q       | Glenn Howard               | 2.15        | 1997        |
|                  | 1        | Derrick Adkins          | 47.98        | 1995             | PER               | =33q       | Hugo Muñoz                 | 2.10        | 1993        |
|                  | 1        | Bershawn Jackson        | 47.30        | 2005             | POL               | 2          | Artur Partyka              | 2.37        | 1993        |
|                  | 1        | Kerron Clement          | 47.61        | 2007             |                   | 2          | Artur Partyka              | 2.35        | 1997        |
|                  | 1        | Kerron Clement          | 47.91        | 2009             | QAT               | 2          | Mutaz Issa Barshim         | 2.38        | 2013        |
| VEN              | 6h3      | Antonio Smith           | 50.59        | 1991             | ROU               | 6          | Sorin Matei                | 2.32        | 1987        |
| YUG              | 5h3      | Sinisa Pesa (SRB)       | 50.40        | 1999             | RSA               | 1          | Jacques Freitag            | 2.35        | 2003        |
| ZAM              | 1        | Samuel Matete           | 47.64        | 1991             | RUS               | 1          | Vyacheslav Voronin         | 2.37        | 1999        |
| ZIM              | 6        | Ken Harnden             | 48.89        | 1995             |                   | 1          | Yaroslav Rybakov           | 2.32        | 2009        |
|                  |          |                         |              |                  | SCG               | 9          | Dragutin Topić             | 2.25        | 2005        |
|                  |          |                         |              |                  | SEN               | =20q       | Moussa Fall                | 2.15        | 1983        |
|                  |          |                         |              |                  | SEY               | NH/q       | Eugène Ernesta             | -           | 2001        |
|                  |          |                         |              |                  |                   | NH/q       | William Woodcock           | -           | 2007        |
|                  |          |                         |              |                  | SLO               | 16q        | Dejan Milošević            | 2.23        | 1999        |
|                  |          |                         |              |                  | SMR               | 34q        | Antonio Pazzaglia          | 2.00        | 1995        |
|                  |          |                         |              |                  | SRB               | 30q        | Dragutin Topić             | 2.15        | 2009        |
|                  |          |                         |              |                  | SRI               | =23q       | Manjula Wijesekera         | 2.15        | 2005        |
|                  |          |                         |              |                  | SUD               | =25q       | Mohamed Idris              | 2.17        | 2013        |
|                  |          |                         |              |                  | SUI               | =16q       | Martin Stauffer            | 2.25        | 2003        |
|                  |          |                         |              |                  | SVK               | =11        | Róbert Ruffini             | 2.25        | 1993        |
|                  |          |                         |              |                  | SWE               | 1          | Patrik Sjöberg             | 2.38        | 1987        |
|                  |          |                         |              |                  | <b>SYR</b>        | <b>15q</b> | <b>Majed Ghazal</b>        | <b>2.29</b> | <b>2015</b> |
|                  |          |                         |              |                  | TCH               | 7          | Ján Zvara (CZE)            | 2.32        | 1987        |
|                  |          |                         |              |                  | <b>TPE</b>        | <b>32q</b> | <b>Hsiang Chun-Hsien</b>   | <b>2.22</b> | <b>2015</b> |
|                  |          |                         |              |                  | TUR               | NH/q       | Metin Durmusoglu           | -           | 1999        |
|                  |          |                         |              |                  | UKR               | 1          | Yuriy Krymareenko          | 2.32        | 2005        |
|                  |          |                         |              |                  |                   | 1          | Bogdan Bondarenko          | 2.41        | 2013        |
|                  |          |                         |              |                  | URS               | 1          | Gennadiy Avdeyenko (UKR)   | 2.32        | 1983        |
|                  |          |                         |              |                  | USA               | 1          | Charles Austin             | 2.38        | 1991        |
|                  |          |                         |              |                  |                   | 1          | Jesse Williams             | 2.35        | 2011        |
|                  |          |                         |              |                  | YUG               | 4          | Dragutin Topić (SRB)       | 2.32        | 1999        |
|                  |          |                         |              |                  |                   |            |                            |             |             |
|                  |          |                         |              |                  | <b>Pole Vault</b> |            |                            |             |             |
|                  |          |                         |              |                  | ALB               | 27q        | Sazan Fisheku              | 5.30        | 1991        |
|                  |          |                         |              |                  | <b>ARG</b>        | <b>=9</b>  | <b>Germán Chiaraviglio</b> | <b>5.65</b> | <b>2015</b> |
|                  |          |                         |              |                  | AUS               | 1          | Dmitri Markov              | 6.05        | 2001        |
|                  |          |                         |              |                  |                   | 1          | Steven Hooker              | 5.90        | 2009        |
|                  |          |                         |              |                  | AUT               | 7          | Hermann Fehringer          | 5.60        | 1991        |
|                  |          |                         |              |                  | BEL               | 10         | Kevin Rans                 | 5.35        | 2005        |
|                  |          |                         |              |                  | BLR               | =18q       | Dmitriy Markov             | 5.40        | 1995        |
|                  |          |                         |              |                  | BRA               | 5          | Tom Hintnaus               | 5.50        | 1983        |
|                  |          |                         |              |                  | BRU               | 42q        | Demingo Kapal              | 4.45        | 1993        |
|                  |          |                         |              |                  | BUL               | 3          | Atanas Tarev               | 5.60        | 1983        |
|                  |          |                         |              |                  | <b>CAN</b>        | <b>1</b>   | <b>Shawn Barber</b>        | <b>5.90</b> | <b>2015</b> |
|                  |          |                         |              |                  | CHN               | 12         | Xue Changrui               | 5.50        | 2013        |
|                  |          |                         |              |                  | <b>CRO</b>        | <b>=9</b>  | <b>Ivan Horvat</b>         | <b>5.65</b> | <b>2015</b> |
|                  |          |                         |              |                  | CUB               | 2          | Lázaro Borges              | 5.90        | 2011        |
|                  |          |                         |              |                  | CYP               | =22q       | Fotis Stefani              | 5.40        | 1995        |

| COUNTRY          | POSITION    | NAME                    | MARK        | YEAR        | COUNTRY    | POSITION  | NAME                    | MARK        | YEAR        |
|------------------|-------------|-------------------------|-------------|-------------|------------|-----------|-------------------------|-------------|-------------|
| CZE              | 7           | Jan Kudlicka            | 5.75        | 2013        | CAN        | 13q       | Richard Duncan          | 7.79        | 2001        |
|                  | <b>=7</b>   | <b>Michal Balner</b>    | <b>5.65</b> | <b>2015</b> | CAY        | 5         | Kareem Streete-Thompson | 8.10        | 2001        |
| DEN              | =15q        | Piotr Buciariski        | 5.60        | 2001        | <b>CHN</b> | <b>3</b>  | <b>Wang Jianan</b>      | <b>8.18</b> | <b>2015</b> |
| <b>ESA</b>       | <b>NH/q</b> | <b>Natan Rivera</b>     | -           | <b>2015</b> | CMR        | 22q       | Frederic Ebong-Salle    | 7.60        | 1987        |
| ESP              | 20          | Alberto Ruiz            | 5.10        | 1983        | COK        | 33q       | Harmon Harmon           | 6.40        | 2003        |
| EST              | 7           | Valeriy Bukreyev        | 5.75        | 1993        | CRO        | 14q       | Siniša Ergotić          | 7.87        | 2003        |
| FIN              | 14          | Veijo Vannesluoma       | 5.40        | 1983        | CUB        | 1         | Iván Pedroso            | 8.70        | 1995        |
| FRA              | 2           | Thierry Vigneron        | 5.80        | 1987        |            | 1         | Iván Pedroso            | 8.42        | 1997        |
|                  | 2           | Romain Mesnil           | 5.86        | 2007        |            | 1         | Iván Pedroso            | 8.56        | 1999        |
|                  | 2           | Romain Mesnil           | 5.85        | 2009        |            | 1         | Iván Pedroso            | 8.40        | 2001        |
|                  | 2           | Renaud Lavillenie       | 5.89        | 2013        | <b>CZE</b> | 11        | Milan Gombala           | 7.69        | 1993        |
| GBR              | 5           | Nick Buckfield          | 5.70        | 1997        |            | <b>11</b> | <b>Radek Juška</b>      | <b>7.57</b> | <b>2015</b> |
| GER              | 1           | Raphael Holzdeppe       | 5.89        | 2013        | DEN        | 28q       | Morten Jensen           | 7.53        | 2007        |
| GRE              | 6           | Konstadínos Filippídis  | 5.75        | 2011        | DMA        | 28q       | Jerome Romain           | 7.62        | 1993        |
| HUN              | 2           | István Bagyula          | 5.90        | 1991        | DOM        | 25q       | Wilfredo Almonte        | 7.38        | 1983        |
| ISR              | 2           | Alex Averbukh           | 5.85        | 2001        | ECU        | =39q      | Hugo Chila              | 7.54        | 2009        |
| ITA              | 1           | Giuseppe Gibilisco      | 5.90        | 2003        | EGY        | 13q       | Hatem Mersal            | 7.90        | 1999        |
| JPN              | 6           | Seito Yamamoto          | 5.75        | 2013        | ESP        | 2         | Yago Lamela             | 8.40        | 1999        |
| KAZ              | 2           | Grigoriy Yegorov        | 5.90        | 1993        | FIJ        | 22q       | Eroni Tuivanuavou       | 7.17        | 2005        |
| KOR              | =17q        | Kim Yu-Seok             | 5.55        | 2009        | FIN        | 3         | Tommi Evilä             | 8.25        | 2005        |
| <b>LAT</b>       | <b>=25q</b> | <b>Mareks Arents</b>    | <b>5.55</b> | <b>2015</b> | FRA        | 5         | Salim Sdiri             | 8.21        | 2005        |
| LCA              | =15q        | Dominic Johnson         | 5.60        | 2001        | GAB        | 36q       | François Reteno         | 7.15        | 1991        |
| MDA              | =28q        | Alexandru Jucov         | 5.45        | 1993        | GAM        | 37q       | Momodou Gai Pa          | 2.17        | 1995        |
|                  | =28q        | Alexandru Jucov         | 5.20        | 1995        | <b>GBR</b> | <b>1</b>  | <b>Greg Rutherford</b>  | <b>8.41</b> | <b>2015</b> |
| MEX              | 16q         | Giovanni Lanaro         | 5.45        | 2005        | GER        | 4         | Dietmar Haaf            | 8.22        | 1991        |
| NED              | 1           | Rens Blom               | 5.80        | 2005        |            | 4         | Georg Ackermann         | 8.14        | 1995        |
| NOR              | 11          | Trond Barthel           | 5.50        | 1997        | GHA        | 2         | Ignisious Gaisah        | 8.34        | 2005        |
| NZL              | 19q         | Paul Gibbons            | 5.40        | 1991        | GRE        | 6         | Kostás Koukodímos       | 8.00        | 1995        |
| POL              | 1           | Paweł Wojciechowski     | 5.90        | 2011        | GRN        | 30q       | Jeffrey Neptune         | 7.11        | 1987        |
| POR              | =22q        | Nuno Fernandes          | 5.40        | 1995        | HKG        | 26q       | Chan Ka-Chiu            | 7.31        | 1983        |
| PUR              | 26q         | Edgardo Diaz            | 5.45        | 1997        | HUN        | 4         | László Szalma           | 8.12        | 1983        |
| RSA              | 2           | Okkert Brits            | 5.85        | 2003        | IND        | 26q       | Sanjay Kumar Rai        | 7.24        | 2001        |
| RUS              | 1           | Maksim Tarasov          | 6.02        | 1999        | IRL        | 10        | Ciaran McDonagh         | 7.90        | 1999        |
| <b>SLO</b>       | <b>=13</b>  | <b>Robert Renner</b>    | <b>5.50</b> | <b>2015</b> | ISL        | 30q       | Kristinn Torfason       | 7.17        | 2011        |
| SUI              | =10         | Felix Böhni             | 5.40        | 1983        | ISR        | 42q       | Yochai Halevi           | 7.42        | 2009        |
| SWE              | 3           | Patrik Kristiansson     | 5.85        | 2003        | ITA        | 2         | Andrew Howe             | 8.47        | 2007        |
| TCH              | =10         | František Jansa (CZE)   | 5.40        | 1983        | IVB        | 30q       | Keita Cline             | 7.23        | 1997        |
| TUR              | 29q         | Ruhan Işim              | 5.30        | 1997        | JAM        | 2         | James Beckford          | 8.30        | 1995        |
| UKR              | 1           | Sergey Bubka            | 6.00        | 1993        |            | 2         | James Beckford          | 8.28        | 2003        |
|                  | 1           | Sergey Bubka            | 5.92        | 1995        | JOR        | 28q       | Adnan Abu Laoui         | 7.12        | 1983        |
|                  | 1           | Sergey Bubka            | 6.01        | 1997        | JPN        | 9         | Masaki Morinaga         | 7.86        | 1997        |
| URS              | 1           | Sergey Bubka (UKR)      | 5.70        | 1983        | KAZ        | 26q       | Konstantin Safronov     | 7.47        | 2013        |
|                  | 1           | Sergey Bubka (UKR)      | 5.85        | 1987        | KEN        | 21q       | James Sabulei           | 7.86        | 1991        |
|                  | 1           | Sergey Bubka (UKR)      | 5.95        | 1991        | KOR        | DNS/Final | Kim Deok-Hyeon          | -           | 2011        |
| USA              | 1           | Brad Walker             | 5.86        | 2007        | KSA        | 5         | Hussein Al-Sabaa        | 8.10        | 2003        |
| UZB              | 20q         | Leonid Andreyev         | 5.55        | 2009        | LBA        | 29q       | Mohamed Abusalem Bishty | 6.76        | 1983        |
|                  |             |                         |             |             | LTU        | 18q       | Povilas Mykolaitis      | 7.64        | 2005        |
| <b>Long Jump</b> |             |                         |             |             | MAR        | 4         | Yahya Berrabah          | 8.23        | 2011        |
| AHO              | 36q         | Ellsworth Manuel        | 2.38        | 1995        | MEX        | 3         | Luis Rivera             | 8.27        | 2013        |
| ALB              | 24q         | Izmir Smajlaj           | 7.55        | 2013        | MNT        | 33q       | Wilbert Lee             | 6.61        | 1987        |
| ALG              | 11          | Issam Nima              | 7.73        | 2005        | MRI        | 13q       | Arnaud Casquette        | 7.93        | 2007        |
| ANG              | NM/q        | António Santos          | -           | 1987        | NAM        | 21q       | Stephan Louw            | 7.62        | 2001        |
| ANT              | 15q         | Lester Benjamin         | 7.81        | 1983        | NED        | 2         | Ignisious Gaisah        | 8.29        | 2013        |
| ARM              | 11          | Robert Emmiyan          | 7.77        | 1995        | NGR        | 8         | Yusuf Alli              | 7.89        | 1983        |
| ARU              | 28q         | Quincy Brael            | 7.10        | 2013        | NZL        | 17q       | Stephen Walsh           | 7.75        | 1983        |
| <b>AUS</b>       | <b>2</b>    | <b>Mitchell Watt</b>    | <b>8.33</b> | <b>2011</b> | OMA        | 30q       | Shauki Al-Marhubi       | 6.20        | 1983        |
|                  | <b>2</b>    | <b>Fabrice Lapierre</b> | <b>8.24</b> | <b>2015</b> | PAK        | 34q       | Banaras Khan            | 7.43        | 1993        |
| AUT              | 20q         | Andreas Steiner         | 7.87        | 1987        | PAN        | 1         | Irving Saladino         | 8.57        | 2007        |
| BAH              | 8           | Osbourne Moxey          | 7.93        | 2003        | PER        | 26q       | Jorge McFarlane         | 7.66        | 2011        |
| BEL              | 11          | Erik Nys                | 7.83        | 1999        | PHI        | NM/q      | Henry Dagmil            | -           | 2009        |
| BEN              | 32q         | Billiaminou Alao        | 7.35        | 1995        |            | NM/q      | Henry Dagmil            | -           | 2011        |
| <b>BER</b>       | <b>10</b>   | <b>Tyrone Smith</b>     | <b>7.79</b> | <b>2015</b> | POL        | 9         | Grzegorz Marcinişzyn    | 7.92        | 2001        |
| BIZ              | 31q         | Elston Shaw             | 7.21        | 1997        | POR        | 3         | Carlos Calado           | 8.21        | 2001        |
| BLR              | 6           | Aleksandr Glavatskiy    | 8.03        | 1997        | PUR        | 14q       | Elmer Williams          | 7.86        | 1993        |
| BOT              | 7           | Gable Garenamotse       | 8.06        | 2009        | QAT        | 11        | Abdulrahman Al-Nubi     | 7.63        | 2001        |
| BRA              | 5           | Nelson Ferreira         | 8.04        | 1997        | ROU        | 5         | Bogdan Tudor            | 8.06        | 1991        |
|                  | 5           | Mauro da Silva          | 8.24        | 2013        |            | 5         | Bogdan Tudor            | 8.01        | 1995        |
| BUL              | 5           | Ivaylo Mladenov         | 8.00        | 1993        | RSA        | 2         | Khotso Mokoena          | 8.47        | 2009        |
| BUR              | 10          | Franck Zio              | 7.87        | 1995        | RUS        | 1         | Aleksandr Menkov        | 8.56        | 2013        |







| COUNTRY    | POSITION   | NAME                      | MARK         | YEAR        | COUNTRY             | POSITION   | NAME                        | MARK         | YEAR        |
|------------|------------|---------------------------|--------------|-------------|---------------------|------------|-----------------------------|--------------|-------------|
| AUT        | 7          | Klaus Bodenmüller         | 20.41        | 1987        | UKR                 | 3          | Aleksandr Bagach            | 20.40        | 1993        |
| BIH        | 8          | Hamza Alic                | 20.00        | 2009        |                     | 3          | Aleksandr Bagach            | 21.26        | 1999        |
| BLR        | 1          | Andrey Mikhnevich         | 21.69        | 2003        |                     | 3          | Yuriy Belonog               | 21.10        | 2003        |
| <b>BRA</b> | <b>15q</b> | <b>Darlan Romani</b>      | <b>19.86</b> | <b>2015</b> | URS                 | 3          | Aleksandr Klimenko (UKR)    | 20.34        | 1991        |
| BRU        | 20q        | Lim Chee Wee              | 13.49        | 1991        | <b>USA</b>          | 1          | John Godina                 | 21.47        | 1995        |
| BUL        | 8          | Georgi Ivanov             | 20.39        | 2013        |                     | 1          | John Godina                 | 21.44        | 1997        |
| CAN        | 2          | Dylan Armstrong           | 21.64        | 2011        |                     | 1          | CJ Hunter                   | 21.79        | 1999        |
| <b>CGO</b> | <b>21q</b> | <b>Frank Elemba Owaka</b> | <b>19.40</b> | <b>2015</b> |                     | 1          | John Godina                 | 21.87        | 2001        |
| CHI        | 6          | Gert Weil                 | 19.95        | 1993        |                     | 1          | Adam Nelson                 | 21.73        | 2005        |
| CRO        | 19q        | Stevimir Ercegovac        | 19.00        | 1997        |                     | 1          | Reese Hoffa                 | 22.04        | 2007        |
| CUB        | 11         | Carlos Véliz              | 19.70        | 2011        |                     | 1          | Christian Cantwell          | 22.03        | 2009        |
| CYP        | 26q        | Mihalis Louka             | 18.54        | 1999        |                     | <b>1</b>   | <b>Joe Kovacs</b>           | <b>21.93</b> | <b>2015</b> |
| CZE        | 5          | Ladislav Prásil           | 20.98        | 2013        | UZB                 | 24q        | Sergey Kot                  | 18.22        | 1993        |
| DEN        | 5          | Joachim B. Olsen          | 20.73        | 2005        | VEN                 | 20q        | Yoger Medina                | 18.57        | 1995        |
| <b>EGY</b> | <b>18q</b> | <b>Moustafa Hassan</b>    | <b>19.65</b> | <b>2015</b> | YUG                 | 5          | Dragan Perić (SRB)          | 20.91        | 2001        |
| ESA        | 31q        | Jaime Comandari           | 14.97        | 1993        | <b>Discus Throw</b> |            |                             |              |             |
| ESP        | 4          | Manuel Martínez           | 20.91        | 2001        | ARG                 | 22q        | Jorge Balliengo             | 60.40        | 2005        |
| EST        | 14q        | Taavi Peetre              | 19.91        | 2009        | ASA                 | 30q        | Wesley Tuilefano            | 27.34        | 1993        |
| FIN        | 2          | Mika Halvari              | 20.93        | 1995        | AUS                 | 5          | Benn Harradine              | 64.77        | 2011        |
| FRA        | 15q        | Luc Viudes                | 18.43        | 1991        | AUT                 | 8          | Gerhard Mayer               | 63.17        | 2009        |
|            | 15q        | Yves Niaré                | 19.62        | 2007        | BAH                 | 10         | Brad Cooper                 | 61.94        | 1987        |
| GBR        | 10         | Paul Edwards              | 18.91        | 1991        | <b>BEL</b>          | <b>2</b>   | <b>Philip Milanov</b>       | <b>66.90</b> | <b>2015</b> |
|            | 10         | Carl Myerscough           | 19.67        | 2005        | BLR                 | 2          | Vladimir Dubrovshchik       | 65.98        | 1995        |
|            | 10         | Carl Myerscough           | 18.42        | 2009        | <b>BRA</b>          | <b>21q</b> | <b>Ronald Julião</b>        | <b>61.02</b> | <b>2015</b> |
| GEO        | 27q        | Merab Kurashvili          | 18.18        | 1993        | BUL                 | 10         | Nikolay Kolev               | 60.44        | 1991        |
| GER        | 1          | David Storl               | 21.78        | 2011        | CAF                 | 22q        | Mickaël Conjungo            | 59.16        | 1999        |
|            | 1          | David Storl               | 21.73        | 2013        | CAN                 | 8          | Jason Tunks                 | 63.77        | 2005        |
| GRE        | 17q        | Dimítrios Koutsoukis      | 19.05        | 1987        | CHN                 | 9          | Li Shaoyie                  | 63.22        | 1999        |
| HUN        | 13q        | Lajos Kürthy              | 20.02        | 2011        | COK                 | 41q        | Robert McNabb               | 41.00        | 1997        |
| IWP        | 5          | Dragan Perić              | 19.95        | 1993        | <b>COL</b>          | <b>11</b>  | <b>Mauricio Ortega</b>      | <b>62.01</b> | <b>2015</b> |
| <b>IND</b> | <b>11</b>  | <b>Inderjit Singh</b>     | <b>19.52</b> | <b>2015</b> | CRO                 | 15q        | Martin Maric                | 61.98        | 2013        |
| IRI        | 23q        | Amin Nikifar              | 19.18        | 2011        | CUB                 | 2          | Luis Delís                  | 67.36        | 1983        |
| IRL        | 30q        | Paul Quirke               | 17.05        | 1993        | <b>CYP</b>          | <b>6</b>   | <b>Apostolos Parelis</b>    | <b>64.55</b> | <b>2015</b> |
| ISL        | 14q        | Pétur Gudmundsson         | 18.51        | 1991        | CZE                 | 13q        | Libor Malina                | 62.41        | 2005        |
| ITA        | 2          | Alessandro Andrei         | 21.88        | 1987        |                     | 13q        | Jan Marcell                 | 62.29        | 2011        |
| <b>JAM</b> | <b>3</b>   | <b>O'Dayne Richards</b>   | <b>21.69</b> | <b>2015</b> | DEN                 | 40q        | Jan Cordius                 | 54.00        | 1995        |
| JPN        | 34q        | Satoshi Hatase            | 17.71        | 2007        | EGY                 | 6          | Omar El-Ghazaly             | 64.58        | 2007        |
| KAZ        | 16q        | Sergey Rubtsov            | 18.81        | 1995        | ESA                 | 33q        | Herberth Rodriguez          | 46.62        | 1991        |
| KOR        | 26q        | Hwang In-Sung             | 17.75        | 2011        | ESP                 | 8          | Mario Pestano               | 64.39        | 2003        |
| KSA        | 12q        | Sultan Al-Hebsi           | 20.04        | 2009        | EST                 | 1          | Gerd Kanter                 | 68.94        | 2007        |
| LAT        | 15q        | Māris Urtāns              | 19.89        | 2009        | FIN                 | 4          | Ari Huuonen                 | 65.44        | 1983        |
| LTU        | 10         | Saulius Kleiza            | 19.01        | 1999        | FRA                 | 18q        | Bertrand Vili               | 60.68        | 2009        |
| <b>LUX</b> | <b>14q</b> | <b>Bob Bertemes</b>       | <b>19.87</b> | <b>2015</b> | GBR                 | 8          | Bob Weir                    | 63.06        | 1997        |
| MDA        | 27q        | Ivan Yemelyanov           | 18.06        | 2001        | GER                 | 1          | Jürgen Schult (GDR)         | 68.74        | 1987        |
| MGL        | 32q        | Makhashiri Dashdende      | 14.87        | 1993        |                     | 1          | Lars Riedel                 | 66.20        | 1991        |
| NED        | 2          | Rutger Smith              | 21.29        | 2005        |                     | 1          | Lars Riedel                 | 67.72        | 1993        |
| NGR        | =25q       | Chima Ugwu                | 18.19        | 1993        |                     | 1          | Lars Riedel                 | 68.76        | 1995        |
| NMI        | 32q        | Fa'ae Talalemotu          | 13.96        | 1997        |                     | 1          | Lars Riedel                 | 68.54        | 1997        |
| NOR        | 2          | Lars Arvid Nilsen         | 20.75        | 1991        |                     | 1          | Lars Riedel                 | 69.72        | 2001        |
| <b>NZL</b> | <b>4</b>   | <b>Tom Walsh</b>          | <b>21.58</b> | <b>2015</b> |                     | 1          | Robert Harting              | 69.43        | 2009        |
| POL        | 1          | Edward Sarul              | 21.39        | 1983        |                     | 1          | Robert Harting              | 68.97        | 2011        |
| POR        | 5          | Marco Fortes              | 20.83        | 2011        |                     | 1          | Robert Harting              | 69.11        | 2013        |
| QAT        | 11         | Bilal Saad Mubarak        | 18.56        | 1995        | GRE                 | 13q        | Konstadínos Georgakopoulos  | 59.54        | 1983        |
| ROU        | 11q        | Gheorghe Guşet            | 19.83        | 2005        | HUN                 | 2          | Róbert Fazekas              | 69.01        | 2003        |
| RSA        | 9          | Burger Lambrechts         | 19.29        | 1999        | IND                 | 7          | Vikas Gowda                 | 64.05        | 2011        |
| RUS        | 4          | Yevgeniy Palchikov        | 20.05        | 1993        |                     | 7          | Vikas Gowda                 | 64.03        | 2013        |
| SAM        | 30q        | Aufata Faleata            | 11.04        | 1995        | IRI                 | 3          | Ehsan Hadadi                | 66.08        | 2011        |
| SCG        | 17q        | Dragan Perić              | 19.55        | 2003        | IRL                 | 6          | Nick Sweeney                | 61.66        | 1993        |
|            | 17q        | Dragan Perić              | 19.46        | 2005        | IRQ                 | NM/q       | Haidar Nasser Abdul Shaheed | -            | 2009        |
| SLO        | 5          | Miran Vodovnik            | 20.67        | 2007        | ISL                 | 18q        | Vésteinn Hafsteinnsson      | 59.32        | 1987        |
| <b>SRB</b> | <b>7</b>   | <b>Asmir Kolašinac</b>    | <b>20.71</b> | <b>2015</b> | ISR                 | 13q        | Sergey Lukashok             | 60.88        | 1993        |
| SUI        | 1          | Werner Günthör            | 22.23        | 1987        | ITA                 | 12         | Marco Martino               | 60.60        | 1987        |
|            | 1          | Werner Günthör            | 21.67        | 1991        | <b>JAM</b>          | <b>7</b>   | <b>Frederic Dacres</b>      | <b>64.22</b> | <b>2015</b> |
|            | 1          | Werner Günthör            | 21.97        | 1993        | JOR                 | 21q        | Musab Al-Momani             | 59.38        | 2013        |
| SVK        | 9          | Mikuláš Konopka           | 19.72        | 2005        | JPN                 | 27q        | Shigeo Hatakeyama           | 55.71        | 2007        |
| SWE        | 6          | Kent Larsson              | 19.84        | 1991        | KSA                 | 16q        | Sultan Mubarak Al-Dawoodi   | 61.23        | 2007        |
| SYR        | DNS/q      | Adnan Houry               | -            | 1983        | <b>KUW</b>          | <b>27q</b> | <b>Issa Al-Zankawi</b>      | <b>58.68</b> | <b>2015</b> |
| TCH        | 3          | Remigius Machura (CZE)    | 20.98        | 1983        |                     |            |                             |              |             |
| TPE        | 18q        | Chang Ming-Huang          | 19.60        | 2011        |                     |            |                             |              |             |



| COUNTRY          | POSITION   | NAME                   | MARK         | YEAR        | COUNTRY    | POSITION | NAME                     | MARK        | YEAR        |
|------------------|------------|------------------------|--------------|-------------|------------|----------|--------------------------|-------------|-------------|
| FIN              | 1          | Seppo Rätty            | 83.54        | 1987        | CHN        | 7        | Qi Haifeng               | 8126        | 2003        |
|                  | 1          | Kimmo Kinnunen         | 90.82        | 1991        | CUB        | 2        | Leonel Suárez            | 8640        | 2009        |
|                  | 1          | Aki Parviainen         | 89.52        | 1999        | CZE        | 1        | Tomáš Dvořák             | 8837        | 1997        |
|                  | 1          | Tero Pitkämäki         | 90.33        | 2007        |            | 1        | Tomáš Dvořák             | 8744        | 1999        |
| FRA              | 10         | Pascal Lefèvre         | 77.14        | 1987        |            | 1        | Tomáš Dvořák             | 8902        | 2001        |
| GBR              | 2          | Steve Backley          | 86.30        | 1995        |            | 1        | Roman Šebrle             | 8676        | 2007        |
|                  | 2          | Steve Backley          | 86.80        | 1997        | DEN        | 17       | Lars Warming             | 7537        | 1987        |
| GEO              | 40q        | Ambrosi Matiashvili    | 69.54        | 1993        |            | 17       | Lars Warming             | 7529        | 1991        |
| GER              | 1          | Detlef Michel (GDR)    | 89.48        | 1983        | ESP        | 8        | Antonio Peñalver         | 8200        | 1991        |
|                  | 1          | Matthias De Zordo      | 86.27        | 2011        | EST        | 2        | Erki Nool                | 8815        | 2001        |
| GRE              | 2          | Kostas Gatsioudis      | 89.18        | 1999        | FIN        | 2        | Eduard Hämäläinen        | 8730        | 1997        |
| GRN              | 18q        | Trevor Modeste         | 51.84        | 1983        | FRA        | 4        | Christian Plaziat        | 8307        | 1987        |
| HUN              | 15q        | Csongor Olteán         | 78.46        | 2009        |            | 4        | Sébastien Levicq         | 8524        | 1999        |
| INA              | 35q        | Frederico Mahuse       | 68.18        | 1995        |            | 4        | Kevin Mayer              | 8446        | 2013        |
| IRL              | 10         | Terry McHugh           | 76.22        | 1993        | GBR        | 1        | Daley Thompson           | 8666        | 1983        |
| ISL              | 6          | Sigurdur Einarsson     | 82.60        | 1991        | GER        | 1        | Torsten Voss (GDR)       | 8680        | 1987        |
| ISR              | 10         | Vadim Bavikin          | 77.18        | 1991        | GRE        | 13       | Pródromos Korkizoglu     | 7850        | 1999        |
| ITA              | 23q        | Francesco Pignata      | 72.17        | 2005        | <b>GRN</b> | <b>8</b> | <b>Kurt Felix</b>        | <b>8302</b> | <b>2015</b> |
| IWP              | 36q        | Radoman Šćekić         | 71.50        | 1993        | GUA        | 17       | Angel Diaz               | 6239        | 1983        |
| JPN              | 3          | Yukifumi Murakami      | 82.97        | 2009        | HUN        | 3        | Attila Zsivóczy          | 8385        | 2005        |
| <b>KEN</b>       | <b>1</b>   | <b>Julius Yego</b>     | <b>92.72</b> | <b>2015</b> | IRI        | DNF      | Hadi Sepehrzad           | -           | 2011        |
| KOR              | 18q        | Park Jae-Myong         | 78.16        | 2009        | IRL        | 22       | Barry Walsh              | 6632        | 1993        |
| KSA              | 27q        | Ali Al-Jadani          | 72.19        | 1999        | ISL        | 15       | Thrainn Hafsteinsson     | 7356        | 1983        |
| LAT              | 4          | Vadims Vasiļevskis     | 85.19        | 2007        | ITA        | 22       | Marco Baffi              | 6209        | 1991        |
|                  | 4          | Vadims Vasiļevskis     | 82.37        | 2009        | IVB        | 18       | Paul Hewlett             | 6474        | 1987        |
| LTU              | 11         | Tomas Intas            | 70.11        | 2005        | JAM        | 2        | Maurice Smith            | 8644        | 2007        |
| MEX              | 25q        | Juan de la Garza       | 73.36        | 1987        | JPN        | 14       | Munehiro Kaneko          | 7672        | 1991        |
| MKD              | 30q        | Dejan Angelovski       | 58.23        | 2005        | KAZ        | 3        | Dmitriy Karpov           | 8374        | 2003        |
| NCA              | 38q        | Rigoberto Calderon     | 67.92        | 1997        |            | 3        | Dmitriy Karpov           | 8586        | 2007        |
| NGR              | 34q        | Pius Bazighe           | 69.64        | 1997        | KOR        | 17       | Kim Kun-Woo              | 7860        | 2011        |
| NOR              | 1          | Andreas Thorkildsen    | 89.59        | 2009        | LAT        | 16       | Ronalds Blums            | 7734        | 1993        |
| NZL              | 4          | Gavin Lovegrove        | 84.24        | 1991        | LTU        | DNF      | Darius Draudvila         | -           | 2011        |
| PAR              | 17q        | Victor Fatecha         | 79.03        | 2013        | MAD        | DNF      | Kamé Ali                 | -           | 2013        |
| PHI              | 37q        | Romeo Montanes         | 58.38        | 1987        | NED        | 5        | Eelco Sintnicolaas       | 8298        | 2011        |
| POL              | 7          | Igor Janik             | 83.38        | 2007        |            | 5        | Eelco Sintnicolaas       | 8391        | 2013        |
| RSA              | 1          | Marius Corbett         | 88.40        | 1997        | NOR        | 11       | Trond Skramstad          | 7827        | 1983        |
| RUS              | 1          | Sergey Makarov         | 85.44        | 2003        | NZL        | 6        | Simon Poelman            | 8296        | 1987        |
| SAM              | 31q        | Shaka Sola             | 41.18        | 2005        |            | 6        | Simon Poelman            | 8267        | 1991        |
| SEN              | 33q        | Bouna Diop             | 69.66        | 1997        | PAR        | DNF      | Claudio Escaruiza        | -           | 1983        |
| SLO              | 31q        | Matija Kranjc          | 73.17        | 2011        | POL        | 10       | Dariusz Ludwig           | 7982        | 1983        |
| SUI              | 15q        | Stefan Müller          | 76.30        | 2005        | POR        | 12       | Mario Aníbal             | 8155        | 2001        |
| SVK              | 19q        | Marian Bokor           | 74.81        | 2005        | RSA        | 9        | Willem Coertzen          | 8343        | 2013        |
| SWE              | 5          | Dag Wennlund           | 82.04        | 1995        | RUS        | 3        | Aleksandr Pogorelov      | 8528        | 2009        |
| SYR              | 20q        | Firas Al-Mohammed      | 72.63        | 2005        | SRB        | 6        | Mihail Dudaš             | 8256        | 2011        |
| TAN              | 15q        | Zakayo Malekwa         | 79.92        | 1983        | SUI        | 5        | Stefan Niklaus           | 8212        | 1983        |
| TCH              | 3          | Jan Železný (CZE)      | 82.20        | 1987        | SWE        | 7        | Henrik Dagård            | 8150        | 1999        |
| <b>TPE</b>       | <b>27q</b> | <b>Huang Shih-Feng</b> | <b>75.72</b> | <b>2015</b> |            | 7        | Nicklas Wiberg           | 8406        | 2009        |
| TTO              | 18q        | Keshorn Walcott        | 78.78        | 2013        | TCH        | 4        | Robert Změlík (CZE)      | 8379        | 1991        |
| TUN              | 35q        | Tarak Chaabani         | 64.66        | 1987        | TGA        | 18       | Niulolo Pelesikoti       | 5332        | 1983        |
| TUR              | 5          | Fatih Avan             | 83.34        | 2011        | TPE        | DNF      | Lee Fu-An                | -           | 1987        |
| UGA              | 29q        | Justin Arop            | 71.76        | 1987        | TUN        | 11       | Hamdi Dhouibi            | 8023        | 2005        |
| UKR              | 6          | Roman Avramenko        | 82.51        | 2011        | TUR        | 19       | Alper Kasapoğlu          | 7211        | 1991        |
| URS              | 2          | Viktor Yevsyukov (KAZ) | 82.52        | 1987        | UKR        | 4        | Oleksiy Kasyanov         | 8479        | 2009        |
| USA              | 2          | Tom Petranoff          | 85.60        | 1983        | URS        | 3        | Pavel Tarnovetskiy (UKR) | 8375        | 1987        |
| UZB              | 11         | Ivan Zaytsev           | 78.33        | 2013        | <b>USA</b> | 1        | Dan O'Brien              | 8812        | 1991        |
| YUG              | 17q        | Sejad Krdžalić (SRB)   | 75.94        | 1987        |            | 1        | Dan O'Brien              | 8817        | 1993        |
|                  |            |                        |              |             |            | 1        | Dan O'Brien              | 8695        | 1995        |
|                  |            |                        |              |             |            | 1        | Tom Pappas               | 8750        | 2003        |
|                  |            |                        |              |             |            | 1        | Bryan Clay               | 8732        | 2005        |
|                  |            |                        |              |             |            | 1        | Trey Hardee              | 8790        | 2009        |
|                  |            |                        |              |             |            | 1        | Trey Hardee              | 8607        | 2011        |
|                  |            |                        |              |             |            | 1        | Ashton Eaton             | 8809        | 2013        |
|                  |            |                        |              |             |            | <b>1</b> | <b>Ashton Eaton</b>      | <b>9045</b> | <b>2015</b> |
|                  |            |                        |              |             |            | 5        | Ramil Ganiyev            | 8445        | 1997        |
|                  |            |                        |              |             |            | 16       | Josko Vlašić (CRO)       | 7329        | 1983        |
| <b>Decathlon</b> |            |                        |              |             |            |          |                          |             |             |
| <b>ALG</b>       | <b>5</b>   | <b>Larbi Bouraada</b>  | <b>8461</b>  | <b>2015</b> |            |          |                          |             |             |
| ARG              | DNF        | Román Gastaldi         | -            | 2013        |            |          |                          |             |             |
| AUS              | 15         | Paul Scott             | 7663         | 1991        |            |          |                          |             |             |
| AUT              | 15         | Roland Schwarzl        | 7549         | 2005        |            |          |                          |             |             |
| BAR              | 17         | Victor Houston         | 7777         | 1997        |            |          |                          |             |             |
| BEL              | 11         | Hans van Alphen        | 8034         | 2007        |            |          |                          |             |             |
| BLR              | 2          | Eduard Hämäläinen      | 8724         | 1993        |            |          |                          |             |             |
|                  | 2          | Eduard Hämäläinen      | 8489         | 1995        |            |          |                          |             |             |
| BRA              | 6          | Carlos Chinin          | 8388         | 2013        |            |          |                          |             |             |
| <b>CAN</b>       | <b>2</b>   | <b>Michael Smith</b>   | <b>8549</b>  | <b>1991</b> |            |          |                          |             |             |
|                  | <b>2</b>   | <b>Damian Warner</b>   | <b>8695</b>  | <b>2015</b> |            |          |                          |             |             |



| COUNTRY                   | POSITION  | NAME                        | MARK           | YEAR        | COUNTRY                   | POSITION  | NAME                      | MARK           | YEAR        |
|---------------------------|-----------|-----------------------------|----------------|-------------|---------------------------|-----------|---------------------------|----------------|-------------|
| <b>20 Kilometres Walk</b> |           |                             |                |             | SMR                       | 53        | Stefano Casali            | 1:39:41        | 1983        |
| ALG                       | 34        | Abdelwahab Ferguène         | 1:35:48        | 1993        | SRB                       | 32        | Predrag Filipović         | 1:35:51        | 2007        |
| <b>ARG</b>                | <b>32</b> | <b>Juan Manuel Cano</b>     | <b>1:30:00</b> | <b>2011</b> | SUI                       | 51        | Alex Florez               | 1:35:01        | 2013        |
| AUS                       | 4         | Nathan Deakes               | 1:20:55        | 2001        | SVK                       | 6         | Igor Kollár               | 1:25:15        | 1999        |
| AZE                       | DNS       | Sergey Shildkret            | -              | 1993        | SWE                       | 17        | Jan Staaf                 | 1:25:12        | 1987        |
| BEL                       | 48        | Jos Martens                 | 1:34:39        | 1983        | TCH                       | 2         | Jozef Pribilinec (CZE)    | 1:20:59        | 1983        |
| BLR                       | 3         | Yevgeniy Misyulya           | 1:20:48        | 1995        |                           | 2         | Jozef Pribilinec (CZE)    | 1:21:07        | 1987        |
|                           | 3         | Mikhail Khmel'nitsky        | 1:22:01        | 1997        | TUN                       | 3         | Hatem Ghoula              | 1:22:40        | 2007        |
| BOL                       | 29        | Ronald Huayta               | 1:31:15        | 2003        | <b>TUR</b>                | <b>24</b> | <b>Recep Çelik</b>        | <b>1:25:39</b> | <b>2011</b> |
| BRA                       | 6         | Sergio Galindo              | 1:23:52        | 1993        | <b>UKR</b>                | <b>4</b>  | <b>Ruslan Dmytrenko</b>   | <b>1:21:31</b> | <b>2011</b> |
|                           | <b>6</b>  | <b>Caio Bonfim</b>          | <b>1:20:44</b> | <b>2015</b> |                           | <b>4</b>  | <b>Igor Hlavan</b>        | <b>1:20:29</b> | <b>2015</b> |
| BUL                       | 17        | Alik Basirev                | 1:25:49        | 1983        | URS                       | 2         | Mikhail Shchennikov (RUS) | 1:19:46        | 1991        |
| <b>CAN</b>                | <b>3</b>  | <b>Benjamin Thorne</b>      | <b>1:19:57</b> | <b>2015</b> | USA                       | 18        | Allen James               | 1:26:53        | 1993        |
| CHI                       | 22        | Yerko Araya                 | 1:24:42        | 2013        |                           | 18        | Kevin Eastler             | 1:22:25        | 2003        |
| <b>CHN</b>                | <b>1</b>  | <b>Wang Hao</b>             | <b>1:19:06</b> | <b>2009</b> | VEN                       | 31        | Carlos Ramones            | 1:28:40        | 1987        |
| COK                       | 55        | Uaongo Areal                | 2:05:13        | 1983        | <b>50 Kilometres Walk</b> |           |                           |                |             |
| <b>COL</b>                | <b>1</b>  | <b>Luis López</b>           | <b>1:20:38</b> | <b>2011</b> | AUS                       | 1         | Nathan Deakes             | 3:43:53        | 2007        |
| CRC                       | 28        | Allan Segura                | 1:30:53        | 2003        | AZE                       | 27        | Sergey Shildkret          | 4:14:10        | 1993        |
| CZE                       | 9         | Jiří Malysa                 | 1:22:42        | 2001        | BEL                       | 9         | Godfried de Jonckheere    | 4:07:44        | 1991        |
| DEN                       | 23        | Claus Jørgensen             | 1:34:47        | 1999        | BLR                       | 11        | Viktor Ginko              | 3:53:41        | 1993        |
| ECU                       | 1         | Jefferson Pérez             | 1:17:21        | 2003        | BOL                       | 25        | Eloy Quispe               | 4:16:21        | 1995        |
|                           | 1         | Jefferson Pérez             | 1:18:35        | 2005        | BRA                       | 29        | Adhemir Domingues         | 4:19:08        | 1993        |
|                           | 1         | Jefferson Pérez             | 1:22:20        | 2007        | CAN                       | 6         | François Lapointe         | 3:53:57        | 1983        |
| <b>ESA</b>                | <b>33</b> | <b>Emerson Hernández</b>    | <b>1:30:48</b> | <b>2011</b> | CHI                       | DQ        | Edward Araya              | -              | 2013        |
| <b>ESP</b>                | <b>1</b>  | <b>Valentí Massana</b>      | <b>1:22:31</b> | <b>1993</b> | <b>CHN</b>                | <b>3</b>  | <b>Si Tianfeng</b>        | <b>3:44:40</b> | <b>2011</b> |
|                           | <b>1</b>  | <b>Miguel Ángel López</b>   | <b>1:19:14</b> | <b>2015</b> | COL                       | 17        | Hector Moreno             | 3:59:33        | 1997        |
| ETH                       | 38        | Shemsu Hassen               | 1:30:36        | 1983        | CZE                       | 16        | Milos Holusa              | 4:03:20        | 1999        |
| FIN                       | 10        | Reima Salonen               | 1:24:14        | 1987        | DEN                       | 22        | Jacob Sørensen            | 4:03:21        | 2001        |
| FRA                       | 5         | Gérard Lelièvre             | 1:21:37        | 1983        | <b>ECU</b>                | <b>8</b>  | <b>Andrés Chocho</b>      | <b>3:46:00</b> | <b>2015</b> |
| GBR                       | 9         | Ian McCombie                | 1:23:51        | 1987        | ESA                       | DQ        | Emerson Hernández         | -              | 2013        |
| GER                       | 4         | André Höhne                 | 1:20:00        | 2005        | ESP                       | 1         | Jesús Angel García        | 3:41:41        | 1993        |
| GRE                       | 16        | Aléxandros Papamihail       | 1:23:48        | 2013        | FIN                       | 1         | Valentin Kononen          | 3:43:42        | 1995        |
| <b>GUA</b>                | <b>7</b>  | <b>Erick Barrondo</b>       | <b>1:22:08</b> | <b>2011</b> | FRA                       | 2         | Yohan Diniz               | 3:44:22        | 2007        |
| HON                       | 32        | Santiago Fonseca            | 1:28:44        | 1987        | GBR                       | 10        | Les Morton                | 4:09:18        | 1991        |
|                           | 32        | Santiago Fonseca            | 1:38:36        | 1991        | GEO                       | DNF       | Maciej Rosiewicz          | -              | 2013        |
| HUN                       | 10        | Sándor Urbanik              | 1:24:40        | 1993        | GER                       | 1         | Ronald Weigel (GDR)       | 3:43:08        | 1983        |
| <b>IND</b>                | <b>19</b> | <b>Babubhai Panucha</b>     | <b>1:23:06</b> | <b>2009</b> |                           | 1         | Hartwig Gauder (GDR)      | 3:40:53        | 1987        |
| IRI                       | DQ        | Ebrahim Rahimian            | (1:35:46)      | 2013        | GRE                       | 11        | Theódoros Stamatópoulos   | 3:58:37        | 1999        |
| IRL                       | 6         | Robert Heffernan            | 1:23:42        | 2007        | GUA                       | 12        | Julio Martínez            | 3:57:56        | 2005        |
| ISR                       | 23        | Vladimir Ostrowskiy         | 1:24:35        | 1991        | HUN                       | 12        | László Sator              | 3:59:27        | 1983        |
| ITA                       | 1         | Maurizio Damilano           | 1:20:45        | 1987        | <b>IND</b>                | <b>26</b> | <b>Sandeep Kumar</b>      | <b>3:57:03</b> | <b>2015</b> |
|                           | 1         | Maurizio Damilano           | 1:19:37        | 1991        | IRL                       | 1         | Robert Heffernan          | 3:37:56        | 2013        |
|                           | 1         | Michele Didoni              | 1:19:59        | 1995        | ISR                       | 30        | Shaul Ladany              | 4:33:02        | 1976        |
| <b>JPN</b>                | <b>5</b>  | <b>Yusuke Suzuki</b>        | <b>1:21:39</b> | <b>2011</b> | ISV                       | 37        | Henry Klein               | 5:09:04        | 1976        |
| KAZ                       | 21        | Valeriy Borisov             | 1:31:38        | 1999        | ITA                       | 1         | Ivano Brugnetti           | 3:47:54        | 1999        |
| <b>KEN</b>                | <b>28</b> | <b>David Kimutai Rotich</b> | <b>1:27:20</b> | <b>2011</b> | <b>JPN</b>                | <b>3</b>  | <b>Takayuki Tanii</b>     | <b>3:42:55</b> | <b>2015</b> |
| <b>KOR</b>                | <b>3</b>  | <b>Kim Hyun-Sup</b>         | <b>1:21:17</b> | <b>2011</b> | KAZ                       | 9         | Sergey Korepanov          | 3:51:55        | 1995        |
| LAT                       | 17        | Aigars Fadejevs             | 1:23:12        | 2005        |                           | 9         | Sergey Korepanov          | 3:47:42        | 2003        |
| LTU                       | 20        | Gintaras Andriuškevičius    | 1:27:53        | 2001        | KGZ                       | 35        | Aleksandr Stiglenko       | 4:31:51        | 1993        |
| MAS                       | DQ        | Narinder Harbans Singh      | -              | 1997        | <b>KOR</b>                | <b>6</b>  | <b>Park Chil-Seong</b>    | <b>3:47:13</b> | <b>2011</b> |
| MDA                       | 12        | Viktor Mostóvik             | 1:24:53        | 1993        | LAT                       | 4         | Aigars Fadejevs           | 3:46:20        | 2001        |
| MEX                       | 1         | Ernesto Canto               | 1:20:49        | 1983        | LTU                       | 12        | Donatas Skarnulis         | 3:59:48        | 2007        |
|                           | 1         | Daniel García               | 1:21:43        | 1997        | LUX                       | 26        | Lucien Faber              | 4:26:48        | 1976        |
| MYA                       | 34        | Myint Htay                  | 1:37:08        | 1995        | MEX                       | 2         | Enrique Vera Ibanez       | 3:58:14        | 1976        |
| <b>NOR</b>                | <b>6</b>  | <b>Erik Tysse</b>           | <b>1:20:38</b> | <b>2009</b> | NED                       | 20        | Jan Cortenbach            | 4:00:10        | 1987        |
| <b>NZL</b>                | <b>17</b> | <b>Quentin Rew</b>          | <b>1:22:18</b> | <b>2015</b> | <b>NOR</b>                | <b>1</b>  | <b>Trond Nymark</b>       | <b>3:41:16</b> | <b>2009</b> |
| PER                       | 27        | Edwin Centeno               | 1:26:45        | 2005        | NZL                       | 7         | Craig Barrett             | 3:54:38        | 1999        |
| PLE                       | DQ        | Rami Al-Deeb                | -              | 1997        | POL                       | 1         | Robert Korzeniowski       | 3:44:46        | 1997        |
|                           | DQ        | Rami Al-Deeb                | -              | 2001        |                           | 1         | Robert Korzeniowski       | 3:42:08        | 2001        |
| POL                       | 7         | Beniamin Kucinski           | 1:20:34        | 2005        |                           | 1         | Robert Korzeniowski       | 3:36:03        | 2003        |
| POR                       | 4         | João Vieira                 | 1:22:05        | 2013        | POR                       | 15        | José Pinto                | 3:56:40        | 1987        |
| ROU                       | 19        | Silviu Casandra             | 1:23:46        | 2005        |                           | 15        | António Pereira           | 4:02:09        | 2007        |
| <b>RSA</b>                | <b>11</b> | <b>Lebo Shange</b>          | <b>1:21:43</b> | <b>2015</b> | ROU                       | 40        | Marius Cocioran           | 4:04:23        | 2013        |
| <b>RUS</b>                | <b>1</b>  | <b>Ilya Markov</b>          | <b>1:23:34</b> | <b>1999</b> | RSA                       | 31        | Marc Mundell              | 3:57:55        | 2013        |
|                           | 1         | Roman Rasskazov             | 1:20:31        | 2001        | <b>RUS</b>                | <b>1</b>  | <b>Sergey Kirdyapkin</b>  | <b>3:38:08</b> | <b>2005</b> |
|                           | <b>1</b>  | <b>Vladimir Kanaykin</b>    | <b>1:20:27</b> | <b>2011</b> |                           | <b>1</b>  | <b>Denis Nizhegorodov</b> | <b>3:42:45</b> | <b>2011</b> |
|                           | 1         | Alexander Ivanov            | 1:20:58        | 2013        | SCG                       | DQ        | Aleksandar Raković        | -              | 2005        |
| SCG                       | 22        | Predrag Filipović (SRB)     | 1:25:15        | 2003        | SRB                       | 23        | Nenad Filipović           | 4:12:11        | 2007        |
| SGP                       | 54        | Nadarajan Rengasamy         | 1:51:35        | 1983        |                           |           |                           |                |             |



| COUNTRY                     | POSITION | NAME                      | MARK           | YEAR        | COUNTRY                     | POSITION | TEAM           | MARK           | YEAR        |
|-----------------------------|----------|---------------------------|----------------|-------------|-----------------------------|----------|----------------|----------------|-------------|
| SUI                         | 21       | Pascal Charrière          | 4:04:19        | 1993        | (USA)                       | 1        |                | 37.48          | 1993        |
| <b>SVK</b>                  | <b>1</b> | <b>Matej Tóth</b>         | <b>3:40:32</b> | <b>2015</b> |                             | 1        |                | 37.59          | 1999        |
| SWE                         | 10       | Bengt Simonsen            | 3:57:25        | 1983        |                             | 1        |                | 38.06          | 2003        |
| TCH                         | 7        | Pavel Szikora (SVK)       | 3:49:44        | 1987        |                             | 1        |                | 37.78          | 2007        |
| UKR                         | 4        | Igor Hlavan               | 3:40:39        | 2013        | <b>4 x 400 Metres Relay</b> |          |                |                |             |
| URS                         | 1        | Veniamin Soldatenko (KAZ) | 3:54:40        | 1976        | ALG                         | 4h2      |                | 3:03.63        | 1993        |
|                             | 1        | Aleksandr Potashov (BLR)  | 3:53:09        | 1991        | ARG                         | 7h2      |                | 3:12.96        | 1987        |
| USA                         | 3        | Curt Clausen              | 3:50:55        | 1999        | AUT                         | 3h1      |                | 3:02.95        | 1997        |
| VEN                         | DNF      | Yerenman Salazar          | -              | 2013        | BAH                         | 1        |                | 2:58.19        | 2001        |
| YUG                         | 6        | Aleksandar Raković (SRB)  | 3:49:35        | 1995        | BEL                         | 4        |                | 3:01.88        | 2009        |
|                             |          |                           |                |             |                             | 4        |                | 3:00.41        | 2011        |
| <b>4 x 100 Metres Relay</b> |          |                           |                |             | BLR                         | DQ/h1    |                | (3:05.52)      | 2003        |
| AHO                         | 6        |                           | 38.45          | 2005        | <b>BOT</b>                  | 5h2      |                | 3:03.32        | 2001        |
| <b>ANT</b>                  | <b>6</b> |                           | <b>38.61</b>   | <b>2015</b> | <b>5h2</b>                  |          | <b>2:59.95</b> | <b>2015</b>    |             |
| AUS                         | 2        |                           | 38.50          | 1995        | BUL                         | 8        |                | 3:05.35        | 1993        |
| BAR                         | 4h2      |                           | 38.94          | 2013        | CUB                         | 3        |                | 2:59.16        | 1987        |
| BRA                         | 2        |                           | 38.26          | 2003        | CZE                         | 5h3      |                | 3:05.65        | 1997        |
| CAN                         | 1        |                           | 38.31          | 1995        | DOM                         | 6        |                | 3:02.47        | 2009        |
|                             | 1        |                           | 37.86          | 1997        | ESP                         | 5        |                | 3:02.50        | 2003        |
| <b>CHN</b>                  | <b>2</b> |                           | <b>38.01</b>   | <b>2015</b> | FRA                         | 1        |                | 2:58.96        | 2003        |
| CIV                         | 5        |                           | 39.18          | 2001        | GBR                         | 1        |                | 2:57.53        | 1991        |
| CMR                         | 5h2      |                           | 39.25          | 1999        |                             | 1        |                | 2:56.65        | 1997        |
|                             | 5h4      |                           | 39.29          | 2001        | GER                         | 2        | FRG            | 3:01.83        | 1983        |
| CYP                         | DQ/h2    |                           | (40.64)        | 2003        | GRE                         | 6        |                | 3:02.56        | 2003        |
| FIN                         | 7s1      |                           | 40.02          | 1983        | IRL                         | 5h2      |                | 3:05.81        | 1999        |
| FRA                         | 1        |                           | 38.08          | 2005        |                             | 5h3      |                | 3:04.31        | 2003        |
| GHA                         | 5        |                           | 38.26          | 1997        | KEN                         | 2        |                | 2:59.82        | 1993        |
| HKG                         | 7h2      |                           | 39.10          | 2013        | LAT                         | 5h2      |                | 3:04.30        | 1997        |
| HUN                         | 5        |                           | 39.04          | 1987        | MAR                         | 7        |                | 3:04.49        | 1991        |
| ISR                         | 7s1      |                           | 39.39          | 2001        | POL                         | 1        |                | 2:58.91        | 1999        |
| ITA                         | 2        |                           | 38.37          | 1983        | ROU                         | 5h2      |                | 3:06.42        | 2003        |
| <b>JAM</b>                  | 1        |                           | 37.31          | 2009        | RUS                         | 3        |                | 2:59.90        | 2013        |
|                             | 1        |                           | 37.04          | 2011        | SEN                         | 7        |                | 3:03.80        | 1999        |
|                             | 1        |                           | 37.36          | 2013        | SLO                         | 6h3      |                | 3:02.70        | 1999        |
|                             | <b>1</b> |                           | <b>37.36</b>   | <b>2015</b> | SRI                         | 8h2      |                | 3:06.59        | 2013        |
| JPN                         | 4        |                           | 38.96          | 2001        | SWE                         | 7        |                | 3:05.87        | 1983        |
|                             | 4        |                           | 38.30          | 2009        | TCH                         | 4        |                | 3:03.90        | 1983        |
| KOR                         | 6h1      |                           | 39.00          | 2013        | <b>TTO</b>                  | <b>2</b> |                | <b>2:58.20</b> | <b>2015</b> |
| KSA                         | 6s1      |                           | 39.04          | 2001        | URS                         | 1        |                | 3:00.79        | 1983        |
| LBR                         | 5h1      |                           | 40.89          | 1999        | <b>USA</b>                  | 1        |                | 2:57.29        | 1987        |
|                             | 5h4      |                           | 40.08          | 2003        |                             | 1        |                | 2:54.29        | 1993        |
| MEX                         | 4h4      |                           | 39.79          | 1993        |                             | 1        |                | 2:57.32        | 1995        |
|                             | 4h4      |                           | 39.66          | 1995        |                             | 1        |                | 2:56.91        | 2005        |
|                             | 4h1      |                           | 39.93          | 1997        |                             | 1        |                | 2:55.56        | 2007        |
| MRI                         | 7s2      |                           | 39.25          | 2001        |                             | 1        |                | 2:57.86        | 2009        |
| NED                         | 3        |                           | 38.87          | 2003        |                             | 1        |                | 2:59.31        | 2011        |
| NGR                         | 2        |                           | 38.07          | 1997        |                             | 1        |                | 2:58.71        | 2013        |
| NZL                         | 8s1      |                           | 39.93          | 1993        | <b>1</b>                    |          | <b>2:57.82</b> | <b>2015</b>    |             |
| OMA                         | 6h3      |                           | 40.65          | 2003        | VEN                         | 3h1      |                | 3:02.04        | 2013        |
| POR                         | 8s2      |                           | 40.25          | 1987        | YUG                         | 4        | Serbia         | 3:00.32        | 1991        |
| PUR                         | 7h2      |                           | 39.04          | 2011        | ZIM                         | 6        |                | 3:01.43        | 1997        |
| QAT                         | 7s1      |                           | 39.53          | 1997        |                             |          |                |                |             |
| RSA                         | 1        |                           | 38.47          | 2001        |                             |          |                |                |             |
| SKN                         | 3        |                           | 38.49          | 2011        |                             |          |                |                |             |
| SLE                         | 4h3      |                           | 40.69          | 1993        |                             |          |                |                |             |
| SLO                         | 6h2      |                           | 39.62          | 1997        |                             |          |                |                |             |
| SUI                         | DQ/s2    |                           | -              | 1993        |                             |          |                |                |             |
| THA                         | 4h1      |                           | 39.55          | 1999        |                             |          |                |                |             |
|                             | 4h3      |                           | 39.73          | 2009        |                             |          |                |                |             |
| TOG                         | 6h1      |                           | 39.45          | 1995        |                             |          |                |                |             |
| TPE                         | 7s2      |                           | 39.90          | 1987        |                             |          |                |                |             |
| TTO                         | 2        |                           | 38.58          | 2001        |                             |          |                |                |             |
|                             | 2        |                           | 38.10          | 2005        |                             |          |                |                |             |
|                             | 2        |                           | 37.62          | 2009        |                             |          |                |                |             |
| UGA                         | 6h1      |                           | 40.22          | 1987        |                             |          |                |                |             |
| UKR                         | 7        |                           | 39.39          | 1995        |                             |          |                |                |             |
| USA                         | 1        |                           | 37.86          | 1983        |                             |          |                |                |             |
|                             | 1        |                           | 37.90          | 1987        |                             |          |                |                |             |
|                             | 1        |                           | 37.50          | 1991        |                             |          |                |                |             |



## PROGRESSION OF OFFICIAL WORLD RECORDS

This section lists progressive world record performances as ratified by the IAAF or the Fédération Sportive Féminine Internationale (FSFI), which was absorbed by the IAAF in 1936. Though the IAAF was founded in 1912, its first list of world records contained marks which were set as early as 1870.

### AUTOMATIC TIMING

From 1975, the IAAF accepted separate, automatic electrically timed records for events up to and including 400m. From 1977 only automatic timing was considered for world records in these events. Automatic timing to hundredths was accepted for events up to and including 10,000m from 1981. Where known, unofficial automatic times are given – in a smaller typeface – next to the ratified “tenth” time. Ratified automatic times are always given in larger type.

### INDOOR WORLD RECORDS

From 1998, IAAF rule 260 was amended to state that world records (as opposed to indoor world records) can be set at a facility “with or without” a roof. So far only one event – the women’s pole vault – has been affected by this change, which was not applied retrospectively. Therefore world indoor records set in 2000 and 2001 by Stacy Dragila and Svetlana Feofanova are regarded as “absolute” and appear in these lists.

A similar rule change occurred in the late 1980s, when the 2.42 high jump of Carlo Thränhardt (FRG), made indoors, was accepted as equalling the existing world (outdoor) record. However after that version of the ruling was rescinded, this mark was subsequently deleted as a world record and is not included in this section.

### ROAD RECORDS

From January 1, 2004 the IAAF has recognised official world records at 10Km, 15Km, 20Km, Half Marathon, 25Km, 30Km, Marathon, 100Km, Road (Ekiden) Relay and also the 20Km and 50Km Walks. Progressions are also given here for best performances in the road running and walking events prior to their acceptance as official world record events.

### OMISSIONS

Except for road events, excluded from this section are unratified marks, performances which were originally accepted as world records then annulled, and indoor-only world records.

The data in this section is based on “Progression of World Best Performances and Official World Records”, edited on behalf of the IAAF originally by Richard Hymans and then Imre Mátraházi.

Records as at June 30, 2017

| MARK              | WIND | AUTO  | NAME                             | COUNTRY | VENUE           | DATE      |
|-------------------|------|-------|----------------------------------|---------|-----------------|-----------|
| <b>100 Metres</b> |      |       | <b>67 ratified world records</b> |         |                 |           |
| 10.6              |      |       | Donald Lippincott                | USA     | Stockholm       | 6 Jul 12  |
| 10.6              |      |       | Jackson Scholz                   | USA     | Stockholm       | 16 Sep 20 |
| 10.4              |      |       | Charley Paddock                  | USA     | Redlands        | 23 Apr 21 |
| 10.4              | 0.0  |       | Eddie Tolan                      | USA     | Stockholm       | 8 Aug 29  |
| 10.4              |      |       | Eddie Tolan                      | USA     | København       | 25 Aug 29 |
| 10.3              |      |       | Percy Williams                   | CAN     | Toronto         | 9 Aug 30  |
| 10.3              | 0.4  | 10.38 | Eddie Tolan                      | USA     | Los Angeles     | 1 Aug 32  |
| 10.3              |      |       | Ralph Metcalfe                   | USA     | Budapest        | 12 Aug 33 |
| 10.3              |      |       | Eulace Peacock                   | USA     | Oslo            | 6 Aug 34  |
| 10.3              |      |       | Christiaan Berger                | NED     | Amsterdam       | 26 Aug 34 |
| 10.3              |      |       | Ralph Metcalfe                   | USA     | Osaka           | 15 Sep 34 |
| 10.3              | 2.0  |       | Ralph Metcalfe                   | USA     | Dairen          | 23 Sep 34 |
| 10.3              | 2.5  |       | Takayoshi Yoshioka               | JPN     | Tokyo           | 15 Jun 35 |
| 10.2              |      | 1.2   | Jesse Owens                      | USA     | Chicago         | 20 Jun 36 |
| 10.2              | -0.9 |       | Harold Davis                     | USA     | Compton         | 6 Jun 41  |
| 10.2              | 0.7  |       | Lloyd LaBeach                    | PAN     | Fresno          | 15 May 48 |
| 10.2              |      | 10.35 | Barney Ewell                     | USA     | Evanston        | 9 Jul 48  |
| 10.2              | 0.0  |       | McDonald Bailey                  | GBR     | Beograd         | 25 Aug 51 |
| 10.2              | 1.1  |       | Heinz Fütterer                   | FRG     | Yokohama        | 31 Oct 54 |
| 10.2              | 0.9  |       | Bobby Morrow                     | USA     | Houston         | 19 May 56 |
| 10.2              | -1.0 |       | Ira Murchison                    | USA     | Compton         | 1 Jun 56  |
| 10.2              | 0.0  |       | Bobby Morrow                     | USA     | Bakersfield     | 22 Jun 56 |
| 10.2              | -1.3 |       | Ira Murchison                    | USA     | Los Angeles     | 29 Jun 56 |
| 10.2              | -0.4 |       | Bobby Morrow                     | USA     | Los Angeles     | 29 Jun 56 |
| 10.1              | 0.7  |       | Willie Williams I                | USA     | Berlin          | 3 Aug 56  |
| 10.1              | 1.0  |       | Ira Murchison                    | USA     | Berlin          | 4 Aug 56  |
| 10.1              | 1.5  |       | Leamon King                      | USA     | Ontario, Calif. | 20 Oct 56 |

| MARK | WIND | AUTO  | NAME              | COUNTRY | VENUE            | DATE      |
|------|------|-------|-------------------|---------|------------------|-----------|
| 10.1 | 0.9  |       | Leamon King       | USA     | Santa Ana        | 27 Oct 56 |
| 10.1 | 1.3  |       | Ray Norton        | USA     | San Jose         | 18 Apr 59 |
| 10.0 | 0.9  | 10.25 | Armin Hary        | FRG     | Zürich           | 21 Jun 60 |
| 10.0 | 1.8  |       | Harry Jerome      | CAN     | Saskatoon        | 15 Jul 60 |
| 10.0 | 0.0  |       | Horacio Esteves   | VEN     | Caracas          | 15 Aug 64 |
| 10.0 | 1.3  | 10.06 | Bob Hayes         | USA     | Tokyo            | 15 Oct 64 |
| 10.0 | 2.0  | 10.17 | Jim Hines         | USA     | Modesto          | 27 May 67 |
| 10.0 | 1.8  |       | Enrique Figuerola | CUB     | Budapest         | 17 Jun 67 |
| 10.0 | 0.0  |       | Paul Nash         | RSA     | Krugersdorp      | 2 Apr 68  |
| 10.0 | 1.1  |       | Oliver Ford       | USA     | Albuquerque      | 31 May 68 |
| 10.0 | 2.0  | 10.20 | Charlie Greene    | USA     | Sacramento       | 20 Jun 68 |
| 10.0 | 2.0  | 10.28 | Roger Bambuck     | FRA     | Sacramento       | 20 Jun 68 |
| 9.9  | 0.8  | 10.03 | Jim Hines         | USA     | Sacramento       | 20 Jun 68 |
| 9.9  | 0.8  | 10.14 | Ronnie Ray Smith  | USA     | Sacramento       | 20 Jun 68 |
| 9.9  | 0.9  | 10.10 | Charlie Greene    | USA     | Sacramento       | 20 Jun 68 |
| 9.9  | 0.3  | 9.95  | Jim Hines         | USA     | Ciudad de México | 14 Oct 68 |
| 9.9  | 0.0  |       | Eddie Hart        | USA     | Eugene           | 1 Jul 72  |
| 9.9  | 0.0  |       | Rey Robinson      | USA     | Eugene           | 1 Jul 72  |
| 9.9  | 1.3  |       | Steve Williams    | USA     | Los Angeles      | 21 Jun 74 |
| 9.9  | 1.7  |       | Silvio Leonard    | CUB     | Ostrava          | 5 Jun 75  |
| 9.9  | 0.0  |       | Steve Williams    | USA     | Siena            | 16 Jul 75 |
| 9.9  | -0.2 |       | Steve Williams    | USA     | West Berlin      | 22 Aug 75 |
| 9.9  | 0.7  |       | Steve Williams    | USA     | Gainesville      | 27 Mar 76 |
| 9.9  | 0.7  |       | Harvey Glance     | USA     | Columbia         | 3 Apr 76  |
| 9.9  |      |       | Harvey Glance     | USA     | Baton Rouge      | 1 May 76  |
| 9.9  | 1.7  |       | Don Quarrie       | JAM     | Modesto          | 22 May 76 |

*Progression of automatically-timed records following the first such ratified mark, 9.95 Hines as above:*

|      |     |       |                |     |             |           |
|------|-----|-------|----------------|-----|-------------|-----------|
| 9.93 | 1.4 |       | Calvin Smith   | USA | Air Academy | 3 Jul 83  |
| 9.92 | 1.1 |       | Carl Lewis     | USA | Seoul       | 24 Sep 88 |
| 9.90 | 1.9 |       | Leroy Burrell  | USA | New York    | 14 Jun 91 |
| 9.86 | 1.0 |       | Carl Lewis     | USA | Tokyo       | 25 Aug 91 |
| 9.85 | 1.2 |       | Leroy Burrell  | USA | Lausanne    | 6 Jul 94  |
| 9.84 | 0.7 |       | Donovan Bailey | CAN | Atlanta     | 27 Jul 96 |
| 9.79 | 0.1 |       | Maurice Greene | USA | Athína      | 16 Jun 99 |
| 9.77 | 1.6 | 9.768 | Asafa Powell   | JAM | Athína      | 14 Jun 05 |
| 9.77 | 1.5 | 9.763 | Asafa Powell   | JAM | Gateshead   | 11 Jun 06 |
| 9.77 | 1.0 | 9.762 | Asafa Powell   | JAM | Zürich      | 18 Aug 06 |
| 9.74 | 1.7 |       | Asafa Powell   | JAM | Rieti       | 9 Sep 07  |
| 9.72 | 1.7 |       | Usain Bolt     | JAM | New York    | 31 May 08 |
| 9.69 | 0.0 | 9.683 | Usain Bolt     | JAM | Beijing     | 16 Aug 08 |
| 9.58 | 0.9 | 9.572 | Usain Bolt     | JAM | Berlin      | 16 Aug 09 |

## 200 Metres (Bend)

**24 ratified world records**

*y denotes time for 220 yards (201.17m) which was also ratified as a record for this event*

|       |      |       |                |     |                  |           |
|-------|------|-------|----------------|-----|------------------|-----------|
| 20.6y |      |       | Andy Stanfield | USA | Philadelphia     | 26 May 51 |
| 20.6  |      |       | Andy Stanfield | USA | Los Angeles      | 28 Jun 52 |
| 20.6  | 0.0  |       | Thane Baker    | USA | Bakersfield      | 23 Jun 56 |
| 20.6  |      | 20.75 | Bobby Morrow   | USA | Melbourne        | 27 Nov 56 |
| 20.6  |      |       | Manfred Germar | FRG | Wuppertal        | 1 Oct 58  |
| 20.6y | -1.6 |       | Ray Norton     | USA | Berkeley         | 19 Mar 60 |
| 20.6  |      |       | Ray Norton     | USA | Philadelphia     | 30 Apr 60 |
| 20.5y |      |       | Peter Radford  | GBR | Wolverhampton    | 28 May 60 |
| 20.5  | 0.0  | 20.75 | Stone Johnson  | USA | Palo Alto        | 2 Jul 60  |
| 20.5  | 0.0  |       | Ray Norton     | USA | Palo Alto        | 2 Jul 60  |
| 20.5  |      | 20.65 | Livio Berruti  | ITA | Roma             | 3 Sep 60  |
| 20.5  |      | 20.62 | Livio Berruti  | ITA | Roma             | 3 Sep 60  |
| 20.5y | -1.1 | 20.67 | Paul Drayton   | USA | Walnut           | 23 Jun 62 |
| 20.3y | -0.1 |       | Henry Carr     | USA | Tempe            | 23 Mar 63 |
| 20.2y | 0.5  |       | Henry Carr     | USA | Tempe            | 4 Apr 64  |
| 20.0y | 0.0  |       | Tommie Smith   | USA | Sacramento       | 11 Jun 66 |
| 19.8  | 0.9  | 19.83 | Tommie Smith   | USA | Ciudad de México | 16 Oct 68 |
| 19.8  | 0.9  | 19.86 | Don Quarrie    | JAM | Calí             | 3 Aug 71  |
| 19.8+ | 1.3  |       | Don Quarrie    | JAM | Eugene           | 7 Jun 75  |

*Progression of automatically-timed records following the first such ratified mark, 19.83 Smith as above:*

|       |      |        |                 |     |                  |           |
|-------|------|--------|-----------------|-----|------------------|-----------|
| 19.72 | 1.8  |        | Pietro Mennea   | ITA | Ciudad de México | 12 Sep 79 |
| 19.66 | 0.4  |        | Michael Johnson | USA | Atlanta          | 23 Jun 96 |
| 19.32 | 0.4  | 19.313 | Michael Johnson | USA | Atlanta          | 1 Aug 96  |
| 19.30 | -0.9 | 19.296 | Usain Bolt      | JAM | Beijing          | 20 Aug 08 |
| 19.19 | -0.3 | 19.190 | Usain Bolt      | JAM | Berlin           | 20 Aug 09 |

| MARK  | AUTO    | NAME                | COUNTRY | VENUE             | DATE                             |
|---|---------|---------------------|---------|-------------------|----------------------------------|
| <b>400 Metres (Bend)</b>  |         |                     |         |                   | <b>24 ratified world records</b> |
| <i>y denotes time for 440 yards (402.34m) which was also ratified as a record for this event</i>                |         |                     |         |                   |                                  |
| 47.8y   |         | Maxey Long          | USA     | New York          | 29 Sep 00                        |
| 48.2  |         | Charles Reidpath    | USA     | Stockholm         | 13 Jul 12                        |
| 47.4y   |         | Ted Meredith        | USA     | Cambridge, Mass.  | 27 May 16                        |
| 47.0  |         | Bud Spencer         | USA     | Palo Alto         | 12 May 28                        |
| 46.4y   |         | Ben Eastman         | USA     | Palo Alto         | 26 Mar 32                        |
| 46.2  | 46.28   | Bill Carr           | USA     | Los Angeles       | 5 Aug 32                         |
| 46.1  |         | Archie Williams     | USA     | Chicago           | 19 Jun 36                        |
| 46.0  |         | Rudolf Harbig       | GER     | Frankfurt-am-Main | 12 Aug 39                        |
| 46.0  |         | Grover Klemmer      | USA     | Philadelphia      | 29 Jun 41                        |
| 46.0y   |         | Herb McKenley       | JAM     | Berkeley          | 5 Jun 48                         |
| 45.9  | 46.00   | Herb McKenley       | JAM     | Milwaukee         | 2 Jul 48                         |
| 45.8  |         | George Rhoden       | JAM     | Eskilstuna        | 22 Aug 50                        |
| 45.4  | 45.68   | Lou Jones           | USA     | Ciudad de México  | 18 Mar 55                        |
| 45.2  |         | Lou Jones           | USA     | Los Angeles       | 30 Jun 56                        |
| 44.9  | 45.07   | Otis Davis          | USA     | Roma              | 6 Sep 60                         |
| 44.9  | 45.08   | Carl Kaufmann       | FRG     | Roma              | 6 Sep 60                         |
| 44.9y   |         | Adolph Plummer      | USA     | Tempe             | 25 May 63                        |
| 44.9  |         | Mike Larrabee       | USA     | Los Angeles       | 12 Sep 64                        |
| 44.5+   |         | Tommie Smith        | USA     | San Jose          | 20 May 67                        |
| 44.1  | 44.19   | Larry James         | USA     | Echo Summit       | 14 Sep 68                        |
| 43.8  | 43.86   | Lee Evans           | USA     | Ciudad de México  | 18 Oct 68                        |
| <i>Progression of automatically-timed records following the first such ratified mark, 43.86 Evans as above:</i> |         |                     |         |                   |                                  |
| 43.29   |         | Butch Reynolds      | USA     | Zürich            | 17 Aug 88                        |
| 43.18   |         | Michael Johnson     | USA     | Sevilla           | 26 Aug 99                        |
| 43.03   |         | Wadye van Niekerk   | RSA     | Rio de Janiero    | 14 Aug 16                        |
| <b>800 Metres</b>   |         |                     |         |                   | <b>24 ratified world records</b> |
| <i>y denotes time for 880 yards (804.68m) which was also ratified as a record for this event</i>                |         |                     |         |                   |                                  |
| 1:51.9+   |         | Ted Meredith        | USA     | Stockholm         | 8 Jul 12                         |
| 1:51.6y   |         | Otto Peltzer        | GER     | London            | 3 Jul 26                         |
| 1:50.6  |         | Séra Martin         | FRA     | Colombes          | 14 Jul 28                        |
| 1:49.8  | 1:49.70 | Tom Hampson         | GBR     | Los Angeles       | 2 Aug 32                         |
| 1:49.8y   |         | Ben Eastman         | USA     | Princeton         | 16 Jun 34                        |
| 1:49.7  |         | Glenn Cunningham    | USA     | Stockholm         | 20 Aug 36                        |
| 1:49.6y   |         | Elroy Robinson      | USA     | New York          | 11 Jul 37                        |
| 1:48.4+   |         | Sydney Wooderson    | GBR     | Motspur Park      | 20 Aug 38                        |
| 1:46.6  |         | Rudolf Harbig       | GER     | Milano            | 15 Jul 39                        |
| 1:45.7  |         | Roger Moens         | BEL     | Oslo              | 3 Aug 55                         |
| 1:44.3+   |         | Peter Snell         | NZL     | Christchurch      | 3 Feb 62                         |
| 1:44.3  | 1:44.40 | Ralph Doubell       | AUS     | Ciudad de México  | 15 Oct 68                        |
| 1:44.3  |         | Dave Wottle         | USA     | Eugene            | 1 Jul 72                         |
| 1:43.7  |         | Marcello Fiasconaro | ITA     | Milano            | 27 Jun 73                        |
| 1:43.5  | 1:43.50 | Alberto Juantorena  | CUB     | Montréal          | 25 Jul 76                        |
| 1:43.4  | 1:43.44 | Alberto Juantorena  | CUB     | Sofiya            | 21 Aug 77                        |
| 1:42.4  | 1:42.33 | Sebastian Coe       | GBR     | Oslo              | 5 Jul 79                         |
| 1:41.73   |         | Sebastian Coe       | GBR     | Firenze           | 10 Jun 81                        |
| 1:41.73   |         | Wilson Kipketer     | DEN     | Stockholm         | 7 Jul 97                         |
| 1:41.24   |         | Wilson Kipketer     | DEN     | Zürich            | 13 Aug 97                        |
| 1:41.11   |         | Wilson Kipketer     | DEN     | Köln              | 24 Aug 97                        |
| 1:41.09   |         | David Rudisha       | KEN     | Berlin            | 22 Aug 10                        |
| 1:41.01   |         | David Rudisha       | KEN     | Rieti             | 29 Aug 10                        |
| 1:40.91   |         | David Rudisha       | KEN     | London            | 9 Aug 12                         |
| <b>1000 Metres</b>  |         |                     |         |                   | <b>27 ratified world records</b> |
| 2:32.3  |         | Georg Mickler       | GER     | Hannover          | 22 Jun 13                        |
| 2:29.1  |         | Anatole Bolin       | SWE     | Stockholm         | 22 Sep 18                        |
| 2:28.6  |         | Sven Lundgren       | SWE     | Stockholm         | 27 Sep 22                        |
| 2:26.8  |         | Séra Martin         | FRA     | Colombes          | 30 Sep 26                        |
| 2:25.8  |         | Otto Peltzer        | GER     | Colombes          | 18 Sep 27                        |
| 2:23.6  |         | Jules Ladoumègue    | FRA     | Paris             | 19 Oct 30                        |
| 2:21.5  |         | Rudolf Harbig       | GER     | Dresden           | 24 May 41                        |
| 2:21.4  |         | Rune Gustafsson     | SWE     | Borås             | 4 Sep 46                         |
| 2:21.4  |         | Marcel Hansenne     | FRA     | Göteborg          | 27 Aug 48                        |
| 2:21.3  |         | Olle Åberg          | SWE     | København         | 10 Aug 52                        |
| 2:21.2  |         | Stanislav Jungwirth | TCH     | Stará Boleslav    | 27 Oct 52                        |
| 2:20.8  |         | Mal Whitfield       | USA     | Eskilstuna        | 16 Aug 53                        |



| MARK    | NAME               | COUNTRY | VENUE    | DATE      |
|---------|--------------------|---------|----------|-----------|
| 2:20.4  | Audun Boysen       | NOR     | Oslo     | 17 Sep 53 |
| 2:19.5  | Audun Boysen       | NOR     | Gävle    | 18 Aug 54 |
| 2:19.0  | Audun Boysen       | NOR     | Göteborg | 30 Aug 55 |
| 2:19.0  | István Rózsavölgyi | HUN     | Tata     | 21 Sep 55 |
| 2:18.1  | Dan Waern          | SWE     | Turku    | 19 Sep 58 |
| 2:17.8  | Dan Waern          | SWE     | Karlstad | 21 Aug 59 |
| 2:16.7  | Siegfried Valentin | GDR     | Potsdam  | 19 Jul 60 |
| 2:16.6  | Peter Snell        | NZL     | Auckland | 12 Nov 64 |
| 2:16.2  | Jürgen May         | GDR     | Erfurt   | 20 Jul 65 |
| 2:16.2  | Franz-Josef Kemper | FRG     | Hannover | 21 Sep 66 |
| 2:16.0  | Danie Malan        | RSA     | München  | 24 Jun 73 |
| 2:13.9  | Rick Wohlhuter     | USA     | Oslo     | 30 Jul 74 |
| 2:13.40 | Sebastian Coe      | GBR     | Oslo     | 1 Jul 80  |
| 2:12.18 | Sebastian Coe      | GBR     | Oslo     | 11 Jul 81 |
| 2:11.96 | Noah Ngeny         | KEN     | Rieti    | 5 Sep 99  |

**1500 Metres****38 ratified world records**

|         |                          |     |                  |           |
|---------|--------------------------|-----|------------------|-----------|
| 3:55.8  | Abel Kiviat              | USA | Cambridge, Mass. | 8 Jun 12  |
| 3:54.7  | John Zander              | SWE | Stockholm        | 5 Aug 17  |
| 3:52.6  | Paavo Nurmi              | FIN | Helsinki         | 19 Jun 24 |
| 3:51.0  | Otto Peltzer             | GER | Berlin           | 11 Sep 26 |
| 3:49.2  | Jules Ladoumègue         | FRA | Paris            | 5 Oct 30  |
| 3:49.2  | Luigi Beccali            | ITA | Torino           | 9 Sep 33  |
| 3:49.0  | Luigi Beccali            | ITA | Milano           | 17 Sep 33 |
| 3:48.8  | Bill Bonthron            | USA | Milwaukee        | 30 Jun 34 |
| 3:47.8  | Jack Lovelock            | NZL | Berlin           | 6 Aug 36  |
| 3:47.6  | Gunder Hägg              | SWE | Stockholm        | 10 Aug 41 |
| 3:45.8  | Gunder Hägg              | SWE | Stockholm        | 17 Jul 42 |
| 3:45.0  | Arne Andersson           | SWE | Göteborg         | 17 Aug 43 |
| 3:43.0  | Gunder Hägg              | SWE | Göteborg         | 7 Jul 44  |
| 3:43.0  | Lennart Strand           | SWE | Malmö            | 15 Jul 47 |
| 3:43.0  | Werner Lueg              | FRG | Berlin           | 29 Jun 52 |
| 3:42.8+ | Wes Santee               | USA | Compton          | 4 Jun 54  |
| 3:41.8+ | John Landy               | AUS | Turku            | 21 Jun 54 |
| 3:40.8  | Sándor Iharos            | HUN | Helsinki         | 28 Jul 55 |
| 3:40.8  | László Tábori            | HUN | Oslo             | 6 Sep 55  |
| 3:40.8  | Gunnar Nielsen           | DEN | Oslo             | 6 Sep 55  |
| 3:40.6  | István Rózsavölgyi       | HUN | Tata             | 3 Aug 56  |
| 3:40.2  | Olavi Salsola            | FIN | Turku            | 11 Jul 57 |
| 3:40.2  | Olavi Salonen            | FIN | Turku            | 11 Jul 57 |
| 3:38.1  | Stanislav Jungwirth      | TCH | Stará Boleslav   | 12 Jul 57 |
| 3:36.0  | Herb Elliott             | AUS | Göteborg         | 28 Aug 58 |
| 3:35.6  | Herb Elliott             | AUS | Roma             | 6 Sep 60  |
| 3:33.1  | Jim Ryun                 | USA | Los Angeles      | 8 Jul 67  |
| 3:32.2  | 3:32.16<br>Filbert Bayi  | TAN | Christchurch     | 2 Feb 74  |
| 3:32.1  | 3:32.03<br>Sebastian Coe | GBR | Zürich           | 15 Aug 79 |
| 3:32.1  | 3:32.09<br>Steve Ovett   | GBR | Oslo             | 15 Jul 80 |
| 3:31.4  | 3:31.36<br>Steve Ovett   | GBR | Koblenz          | 27 Aug 80 |
| 3:31.24 | Sydney Marea             | USA | Köln             | 28 Aug 83 |
| 3:30.77 | Steve Ovett              | GBR | Rieti            | 4 Sep 83  |
| 3:29.67 | Steve Cram               | GBR | Nice             | 16 Jul 85 |
| 3:29.46 | Saïd Aouita              | MAR | West Berlin      | 23 Aug 85 |
| 3:28.86 | Noureddine Morceli       | ALG | Rieti            | 6 Sep 92  |
| 3:27.37 | Noureddine Morceli       | ALG | Nice             | 12 Jul 95 |
| 3:26.00 | Hicham El Guerrouj       | MAR | Roma             | 14 Jul 98 |

**One Mile****32 ratified world records**

|        |                  |     |                  |           |
|--------|------------------|-----|------------------|-----------|
| 4:14.4 | John Paul Jones  | USA | Cambridge, Mass. | 31 May 13 |
| 4:12.6 | Norman Taber     | USA | Cambridge, Mass. | 16 Jul 15 |
| 4:10.4 | Paavo Nurmi      | FIN | Stockholm        | 23 Aug 23 |
| 4:09.2 | Jules Ladoumègue | FRA | Paris            | 4 Oct 31  |
| 4:07.6 | Jack Lovelock    | NZL | Princeton        | 15 Jul 33 |
| 4:06.8 | Glenn Cunningham | USA | Princeton        | 16 Jun 34 |
| 4:06.4 | Sydney Wooderson | GBR | Motspur Park     | 28 Aug 37 |
| 4:06.2 | Gunder Hägg      | SWE | Göteborg         | 1 Jul 42  |
| 4:06.2 | Arne Andersson   | SWE | Stockholm        | 10 Jul 42 |
| 4:04.6 | Gunder Hägg      | SWE | Stockholm        | 4 Sep 42  |
| 4:02.6 | Arne Andersson   | SWE | Göteborg         | 1 Jul 43  |
| 4:01.6 | Arne Andersson   | SWE | Malmö            | 18 Jul 44 |

| MARK    | AUTO    | NAME               | COUNTRY | VENUE       | DATE      |
|---------|---------|--------------------|---------|-------------|-----------|
| 4:01.4  |         | Gunder Hägg        | SWE     | Malmö       | 17 Jul 45 |
| 3:59.4  |         | Roger Bannister    | GBR     | Oxford      | 6 May 54  |
| 3:58.0  |         | John Landy         | AUS     | Turku       | 21 Jun 54 |
| 3:57.2  |         | Derek Ibbotson     | GBR     | London      | 19 Jul 57 |
| 3:54.5  |         | Herb Elliott       | AUS     | Dublin      | 6 Aug 58  |
| 3:54.4  |         | Peter Snell        | NZL     | Wanganui    | 27 Jan 62 |
| 3:54.1  | 3:54.04 | Peter Snell        | NZL     | Auckland    | 17 Nov 64 |
| 3:53.6  |         | Michel Jazy        | FRA     | Rennes      | 9 Jun 65  |
| 3:51.3  |         | Jim Ryun           | USA     | Berkeley    | 17 Jul 66 |
| 3:51.1  |         | Jim Ryun           | USA     | Bakersfield | 23 Jun 67 |
| 3:51.0  |         | Filbert Bayi       | TAN     | Kingston    | 17 May 75 |
| 3:49.4  |         | John Walker        | NZL     | Göteborg    | 12 Aug 75 |
| 3:49.0  | 3:48.95 | Sebastian Coe      | GBR     | Oslo        | 17 Jul 79 |
| 3:48.8  |         | Steve Ovett        | GBR     | Oslo        | 1 Jul 80  |
| 3:48.53 |         | Sebastian Coe      | GBR     | Zürich      | 19 Aug 81 |
| 3:48.40 |         | Steve Ovett        | GBR     | Koblenz     | 26 Aug 81 |
| 3:47.33 |         | Sebastian Coe      | GBR     | Bruxelles   | 28 Aug 81 |
| 3:46.32 |         | Steve Cram         | GBR     | Oslo        | 27 Jul 85 |
| 3:44.39 |         | Noureddine Morceli | ALG     | Rieti       | 5 Sep 93  |
| 3:43.13 |         | Hicham El Guerrouj | MAR     | Roma        | 7 Jul 99  |

**2000 Metres****22 ratified world records**

|         |         |                       |     |                |           |
|---------|---------|-----------------------|-----|----------------|-----------|
| 5:30.4  |         | John Zander           | SWE | Stockholm      | 16 Jun 18 |
| 5:26.4  |         | Paavo Nurmi           | FIN | Tampere        | 4 Sep 22  |
| 5:26.0  |         | Edvin Wide            | SWE | Stockholm      | 11 Jun 25 |
| 5:24.6  |         | Paavo Nurmi           | FIN | Kuopio         | 18 Jun 27 |
| 5:23.4  |         | Eino Borg             | FIN | Viipuri        | 9 Aug 27  |
| 5:21.8  |         | Jules Ladoumègue      | FRA | Paris          | 2 Jul 31  |
| 5:20.4  |         | Miklós Szabó I.       | HUN | Budapest       | 4 Oct 36  |
| 5:18.4  |         | Henry Jonsson         | SWE | Stockholm      | 2 Jul 37  |
| 5:16.8  |         | Archie San Romani Sr. | USA | Helsinki       | 26 Aug 37 |
| 5:16.4  |         | Gunder Hägg           | SWE | Malmö          | 21 Jul 42 |
| 5:11.8  |         | Gunder Hägg           | SWE | Östersund      | 23 Aug 42 |
| 5:07.0  |         | Gaston Reiff          | BEL | Bruxelles      | 29 Sep 48 |
| 5:02.2  |         | István Rózsavölgyi    | HUN | Budapest       | 2 Oct 55  |
| 5:01.6  |         | Michel Jazy           | FRA | Paris          | 14 Jun 62 |
| 5:01.2  |         | Josef Odložil         | TCH | Stará Boleslav | 8 Sep 65  |
| 4:57.8  |         | Harald Norpoth        | FRG | Hagen          | 10 Sep 66 |
| 4:56.2  |         | Michel Jazy           | FRA | St. Maur       | 12 Oct 66 |
| 4:51.4  | 4:51.52 | John Walker           | NZL | Oslo           | 30 Jun 76 |
| 4:51.39 |         | Steve Cram            | GBR | Budapest       | 4 Aug 85  |
| 4:50.81 |         | Saïd Aouita           | MAR | Paris          | 16 Jul 87 |
| 4:47.88 |         | Noureddine Morceli    | ALG | Paris          | 3 Jul 95  |
| 4:44.79 |         | Hicham El Guerrouj    | MAR | Berlin         | 7 Sep 99  |

**3000 Metres****26 ratified world records**

|         |  |                    |     |             |           |
|---------|--|--------------------|-----|-------------|-----------|
| 8:36.8  |  | Hannes Kolehmainen | FIN | Stockholm   | 12 Jul 12 |
| 8:33.2  |  | John Zander        | SWE | Stockholm   | 7 Aug 18  |
| 8:28.6  |  | Paavo Nurmi        | FIN | Turku       | 27 Aug 22 |
| 8:27.6  |  | Edvin Wide         | SWE | Halmstad    | 7 Jun 25  |
| 8:25.4  |  | Paavo Nurmi        | FIN | Berlin      | 24 May 26 |
| 8:20.4  |  | Paavo Nurmi        | FIN | Stockholm   | 13 Jul 26 |
| 8:18.8  |  | Janusz Kusociński  | POL | Antwerpen   | 19 Jun 32 |
| 8:18.4  |  | Henry Nielsen      | DEN | Stockholm   | 24 Jul 34 |
| 8:14.8  |  | Gunnar Höckert     | FIN | Stockholm   | 16 Sep 36 |
| 8:09.0  |  | Henry Kälärne      | SWE | Stockholm   | 14 Aug 40 |
| 8:01.2  |  | Gunder Hägg        | SWE | Stockholm   | 28 Aug 42 |
| 7:58.8  |  | Gaston Reiff       | BEL | Gävle       | 12 Aug 49 |
| 7:55.6  |  | Sándor Iharos      | HUN | Budapest    | 14 May 55 |
| 7:55.6  |  | Gordon Pirie       | GBR | Trondheim   | 22 Jun 56 |
| 7:52.8  |  | Gordon Pirie       | GBR | Malmö       | 4 Sep 56  |
| 7:49.2  |  | Michel Jazy        | FRA | St. Maur    | 27 Jun 62 |
| 7:49.0+ |  | Michel Jazy        | FRA | Melun       | 23 Jun 65 |
| 7:46.0  |  | Siegfried Herrmann | GDR | Erfurt      | 5 Aug 65  |
| 7:39.6  |  | Kipchoge Keino     | KEN | Hälsingborg | 27 Aug 65 |
| 7:37.6  |  | Emiel Puttemans    | BEL | Aarhus      | 14 Sep 72 |
| 7:35.2  |  | Brendan Foster     | GBR | Gateshead   | 3 Aug 74  |
| 7:32.1  |  | Henry Rono         | KEN | Oslo        | 27 Jun 78 |

| MARK    | AUTO | NAME               | COUNTRY | VENUE       | DATE      |
|---------|------|--------------------|---------|-------------|-----------|
| 7:29.45 |      | Saïd Aouita        | MAR     | Köln        | 20 Aug 89 |
| 7:28.96 |      | Moses Kiptanui     | KEN     | Köln        | 16 Aug 92 |
| 7:25.11 |      | Noureddine Morceli | ALG     | Monte Carlo | 2 Aug 94  |
| 7:20.67 |      | Daniel Komen       | KEN     | Rieti       | 1 Sep 96  |

**5000 Metres****35 ratified world records**

|          |          |                    |     |             |           |
|----------|----------|--------------------|-----|-------------|-----------|
| 14:36.6  |          | Hannes Kolehmainen | FIN | Stockholm   | 10 Jul 12 |
| 14:35.4  |          | Paavo Nurmi        | FIN | Stockholm   | 12 Sep 22 |
| 14:28.2  |          | Paavo Nurmi        | FIN | Helsinki    | 19 Jun 24 |
| 14:17.0  |          | Lauri Lehtinen     | FIN | Helsinki    | 19 Jun 32 |
| 14:08.8  |          | Taisto Mäki        | FIN | Helsinki    | 16 Jun 39 |
| 13:58.2  |          | Gunder Hägg        | SWE | Göteborg    | 20 Sep 42 |
| 13:57.2  |          | Emil Zátopek       | TCH | Colombes    | 30 May 54 |
| 13:56.6  |          | Vladimir Kuts      | URS | Bern        | 29 Aug 54 |
| 13:51.6  |          | Chris Chataway     | GBR | London      | 13 Oct 54 |
| 13:51.2  |          | Vladimir Kuts      | URS | Praha       | 23 Oct 54 |
| 13:50.8  |          | Sándor Iharos      | HUN | Budapest    | 10 Sep 55 |
| 13:46.8  |          | Vladimir Kuts      | URS | Beograd     | 18 Sep 55 |
| 13:40.6  |          | Sándor Iharos      | HUN | Budapest    | 23 Oct 55 |
| 13:36.8  |          | Gordon Pirie       | GBR | Bergen      | 19 Jun 56 |
| 13:35.0  |          | Vladimir Kuts      | URS | Roma        | 13 Oct 57 |
| 13:34.8  |          | Ron Clarke         | AUS | Hobart      | 16 Jan 65 |
| 13:33.6  |          | Ron Clarke         | AUS | Auckland    | 1 Feb 65  |
| 13:25.8  |          | Ron Clarke         | AUS | Los Angeles | 4 Jun 65  |
| 13:24.2  |          | Kipchoge Keino     | KEN | Auckland    | 30 Nov 65 |
| 13:16.6  |          | Ron Clarke         | AUS | Stockholm   | 5 Jul 66  |
| 13:16.4  |          | Lasse Viren        | FIN | Helsinki    | 14 Sep 72 |
| 13:13.0  |          | Emiel Puttemans    | BEL | Bruxelles   | 20 Sep 72 |
| 13:12.9  | 13:12.87 | Dick Quax          | NZL | Stockholm   | 5 Jul 77  |
| 13:08.4  |          | Henry Rono         | KEN | Berkeley    | 8 Apr 78  |
| 13:06.20 |          | Henry Rono         | KEN | Knarvik     | 13 Sep 81 |
| 13:00.41 |          | Dave Moorcroft     | GBR | Oslo        | 7 Jul 82  |
| 13:00.40 |          | Saïd Aouita        | MAR | Oslo        | 27 Jul 85 |
| 12:58.39 |          | Saïd Aouita        | MAR | Roma        | 22 Jul 87 |
| 12:56.96 |          | Haile Gebrselassie | ETH | Hengelo     | 4 Jun 94  |
| 12:55.30 |          | Moses Kiptanui     | KEN | Roma        | 8 Jun 95  |
| 12:44.39 |          | Haile Gebrselassie | ETH | Zürich      | 16 Aug 95 |
| 12:41.86 |          | Haile Gebrselassie | ETH | Zürich      | 13 Aug 97 |
| 12:39.74 |          | Daniel Komen       | KEN | Bruxelles   | 22 Aug 97 |
| 12:39.36 |          | Haile Gebrselassie | ETH | Helsinki    | 13 Jun 98 |
| 12:37.35 |          | Kenenisa Bekele    | ETH | Hengelo     | 31 May 04 |

**10,000 Metres****37 ratified world records**

|          |          |                  |     |                |           |
|----------|----------|------------------|-----|----------------|-----------|
| 30:58.8  |          | Jean Bouin       | FRA | Colombes       | 16 Nov 11 |
| 30:40.2  |          | Paavo Nurmi      | FIN | Stockholm      | 22 Jun 21 |
| 30:35.4  |          | Ville Ritola     | FIN | Helsinki       | 25 May 24 |
| 30:23.2  |          | Ville Ritola     | FIN | Colombes       | 6 Jul 24  |
| 30:06.2  |          | Paavo Nurmi      | FIN | Kuopio         | 31 Aug 24 |
| 30:05.6  |          | Ilmari Salminen  | FIN | Kouvola        | 18 Jul 37 |
| 30:02.0  |          | Taisto Mäki      | FIN | Tampere        | 29 Sep 38 |
| 29:52.6  |          | Taisto Mäki      | FIN | Helsinki       | 17 Sep 39 |
| 29:35.4  |          | Viljo Heino      | FIN | Helsinki       | 25 Aug 44 |
| 29:28.2  |          | Emil Zátopek     | TCH | Ostrava        | 11 Jun 49 |
| 29:27.2  |          | Viljo Heino      | FIN | Kouvola        | 1 Sep 49  |
| 29:21.2  |          | Emil Zátopek     | TCH | Ostrava        | 22 Oct 49 |
| 29:02.6  |          | Emil Zátopek     | TCH | Turku          | 4 Aug 50  |
| 29:01.6  |          | Emil Zátopek     | TCH | Stará Boleslav | 1 Nov 53  |
| 28:54.2  |          | Emil Zátopek     | TCH | Bruxelles      | 1 Jun 54  |
| 28:42.8  |          | Sándor Iharos    | HUN | Budapest       | 15 Jul 56 |
| 28:30.4  |          | Vladimir Kuts    | URS | Moskva         | 11 Sep 56 |
| 28:18.8  |          | Pyotr Bolotnikov | URS | Kiyev          | 15 Oct 60 |
| 28:18.2  |          | Pyotr Bolotnikov | URS | Moskva         | 11 Aug 62 |
| 28:15.6  |          | Ron Clarke       | AUS | Melbourne      | 18 Dec 63 |
| 27:39.4  | 27:39.89 | Ron Clarke       | AUS | Oslo           | 14 Jul 65 |
| 27:38.4  | 27:38.35 | Lasse Viren      | FIN | München        | 3 Sep 72  |
| 27:30.8  | 27:30.80 | David Bedford    | GBR | London         | 13 Jul 73 |
| 27:30.5  | 27:30.47 | Samson Kimobwa   | KEN | Helsinki       | 30 Jun 77 |
| 27:22.4  | 27:22.47 | Henry Rono       | KEN | Wien           | 11 Jun 78 |
| 27:13.81 |          | Fernando Mamede  | POR | Stockholm      | 2 Jul 84  |

| MARK                 | AUTO     | NAME               | COUNTRY | VENUE          | DATE                             |
|----------------------|----------|--------------------|---------|----------------|----------------------------------|
| 27:08.23             |          | Arturo Barrios     | MEX     | West Berlin    | 18 Aug 89                        |
| 27:07.91             |          | Richard Chelimo    | KEN     | Stockholm      | 5 Jul 93                         |
| 26:58.38             |          | Yobes Ondieki      | KEN     | Oslo           | 10 Jul 93                        |
| 26:52.23             |          | William Sigei      | KEN     | Oslo           | 22 Jul 94                        |
| 26:43.53             |          | Haile Gebrselassie | ETH     | Hengelo        | 5 Jun 95                         |
| 26:38.08             |          | Salah Hissou       | MAR     | Bruxelles      | 23 Aug 96                        |
| 26:31.32             |          | Haile Gebrselassie | ETH     | Oslo           | 4 Jul 97                         |
| 26:27.85             |          | Paul Tergat        | KEN     | Bruxelles      | 22 Aug 97                        |
| 26:22.75             |          | Haile Gebrselassie | ETH     | Hengelo        | 1 Jun 98                         |
| 26:20.31             |          | Kenenisa Bekele    | ETH     | Ostrava        | 8 Jun 04                         |
| 26:17.53             |          | Kenenisa Bekele    | ETH     | Bruxelles      | 26 Aug 05                        |
| <b>20,000 Metres</b> |          |                    |         |                | <b>19 ratified world records</b> |
| 1:07:40.2            |          | Tatu Kolehmainen   | FIN     | Helsinki       | 18 May 13                        |
| 1:07:11.2            |          | Albin Stenroos     | FIN     | Helsinki       | 9 Sep 23                         |
| 1:07:07.2            |          | Ville Kyrönen      | FIN     | Hamina         | 31 Aug 24                        |
| 1:06:29.0            |          | Väinö Sipilä       | FIN     | Stockholm      | 19 Jun 25                        |
| 1:04:38.4            |          | Paavo Nurmi        | FIN     | Stockholm      | 3 Sep 30                         |
| 1:04:00.2            |          | Juan Carlos Zabala | ARG     | München        | 19 Apr 36                        |
| 1:03:01.2            |          | András Csáplár     | HUN     | Budapest       | 26 Oct 41                        |
| 1:02:40.0            |          | Viljo Heino        | FIN     | Turku          | 22 Sep 49                        |
| 1:01:15.8+           |          | Emil Zátopek       | TCH     | Praha          | 15 Sep 51                        |
| 59:51.8+             |          | Emil Zátopek       | TCH     | Stará Boleslav | 29 Sep 51                        |
| 59:28.6+             |          | Bill Baillie       | NZL     | Auckland       | 24 Aug 63                        |
| 59:22.8+             |          | Ron Clarke         | AUS     | Geelong        | 27 Oct 65                        |
| 58:06.2+             |          | Gaston Roelants    | BEL     | Louvain        | 28 Oct 66                        |
| 57:44.4+             |          | Gaston Roelants    | BEL     | Bruxelles      | 20 Sep 72                        |
| 57:31.6+             |          | Jos Hermens        | NED     | Papendal       | 28 Sep 75                        |
| 57:24.2+             |          | Jos Hermens        | NED     | Papendal       | 1 May 76                         |
| 57:18.4              |          | Dionisio Castro    | POR     | La Flèche      | 31 Mar 90                        |
| 56:55.6+             |          | Arturo Barrios     | MEX     | La Flèche      | 30 Mar 91                        |
| 56:26.0+             | 56:25.98 | Haile Gebrselassie | ETH     | Ostrava        | 27 Jun 07                        |
| <b>One Hour</b>      |          |                    |         |                | <b>14 ratified world records</b> |
| 18,742m              |          | Alfred Shrubbs     | GBR     | Glasgow        | 5 Nov 04                         |
| 19,021m              |          | Jean Bouin         | FRA     | Stockholm      | 6 Jul 13                         |
| 19,210m              |          | Paavo Nurmi        | FIN     | Berlin         | 7 Oct 28                         |
| 19,339m              |          | Viljo Heino        | FIN     | Turku          | 30 Sep 45                        |
| 19,558m+             |          | Emil Zátopek       | TCH     | Praha          | 15 Sep 51                        |
| 20,052m              |          | Emil Zátopek       | TCH     | Stará Boleslav | 29 Sep 51                        |
| 20,190m              |          | Bill Baillie       | NZL     | Auckland       | 24 Aug 63                        |
| 20,232m              |          | Ron Clarke         | AUS     | Geelong        | 27 Oct 65                        |
| 20,664m              |          | Gaston Roelants    | BEL     | Leuven         | 28 Oct 66                        |
| 20,784m              |          | Gaston Roelants    | BEL     | Bruxelles      | 20 Sep 72                        |
| 20,907m              |          | Jos Hermens        | NED     | Papendal       | 28 Sep 75                        |
| 20,944m              |          | Jos Hermens        | NED     | Papendal       | 1 May 76                         |
| 21,101m              |          | Arturo Barrios     | MEX     | La Flèche      | 30 Mar 91                        |
| 21,285m              |          | Haile Gebrselassie | ETH     | Ostrava        | 27 Jun 07                        |
| <b>25,000 Metres</b> |          |                    |         |                | <b>16 ratified world records</b> |
| 1:26:29.6            |          | Hannes Kolehmainen | FIN     | Tampere        | 10 Oct 20                        |
| 1:25:20.0            |          | Hannes Kolehmainen | FIN     | Tampere        | 22 Jun 22                        |
| 1:24:24.0+           |          | Martti Marttelin   | FIN     | Tampere        | 16 Sep 28                        |
| 1:23:45.8            |          | Ernest Harper      | GBR     | Berlin         | 25 Aug 29                        |
| 1:22:28.8            |          | Martti Marttelin   | FIN     | Viipuri        | 14 Sep 30                        |
| 1:21:27.0            |          | Erkki Tamila       | FIN     | Joensuu        | 3 Sep 39                         |
| 1:20:14.0            |          | Mikko Hietanen     | FIN     | Kokkola        | 23 May 48                        |
| 1:19:11.8+           |          | Emil Zátopek       | TCH     | Stará Boleslav | 26 Oct 52                        |
| 1:17:34.0            |          | Albert Ivanov      | URS     | Moskva         | 27 Sep 55                        |
| 1:16:36.4            |          | Emil Zátopek       | TCH     | Celákovice     | 29 Oct 55                        |
| 1:15:22.6            |          | Ron Hill           | GBR     | Bolton         | 21 Jul 65                        |
| 1:14:55.6            |          | Seppo Nikkari      | FIN     | Jyväskylä      | 14 Oct 73                        |
| 1:14:16.8            |          | Pekka Päivärinta   | FIN     | Oulu           | 15 May 75                        |
| 1:14:11.8+           |          | Bill Rodgers       | USA     | Saratoga       | 21 Feb 79                        |
| 1:13:55.8+           |          | Toshihiko Seko     | JPN     | Christchurch   | 22 Mar 81                        |
| 1:12:25.0+           |          | Moses Mosop        | KEN     | Eugene         | 4 Jun 11                         |
| <b>30,000 Metres</b> |          |                    |         |                | <b>21 ratified world records</b> |
| 1:48:06.2            |          | Albin Stenroos     | FIN     | Helsinki       | 26 Sep 15                        |
| 1:47:13.4            |          | Hannes Kolehmainen | FIN     | Viipuri        | 1 Oct 22                         |



| MARK      | AUTO       | NAME                   | COUNTRY | VENUE            | DATE      |
|-----------|------------|------------------------|---------|------------------|-----------|
| 1:46:11.6 |            | Albin Stenroos         | FIN     | Viipuri          | 31 Aug 24 |
| 1:43:07.8 |            | Väinö Sipilä           | FIN     | Tampere          | 16 Sep 28 |
| 1:42:30.4 |            | Juan Carlos Zabala     | ARG     | Wien             | 10 Oct 31 |
| 1:40:57.6 |            | José Ribas             | ARG     | Buenos Aires     | 27 May 32 |
| 1:40:49.8 |            | Mikko Hietanen         | FIN     | Jyväskylä        | 28 Sep 47 |
| 1:40:46.4 |            | Mikko Hietanen         | FIN     | Jyväskylä        | 20 Jun 48 |
| 1:39:14.6 |            | Feodosiy Vanin         | URS     | Tbilisi          | 1 Nov 49  |
| 1:38:54.0 |            | Yakov Moskachenkov     | URS     | Moskva           | 3 Oct 51  |
| 1:35:23.8 |            | Emil Zátopek           | TCH     | Stará Boleslav   | 26 Oct 52 |
| 1:35:03.6 |            | Antti Viskari          | FIN     | Lappeenranta     | 21 Oct 56 |
| 1:35:01.0 |            | Albert Ivanov          | URS     | Moskva           | 6 Jun 57  |
| 1:34:41.2 |            | Aurèle Vandendriessche | BEL     | Waregem          | 3 Oct 62  |
| 1:34:32.2 |            | Viktor Baykov          | URS     | Moskva           | 22 Jun 63 |
| 1:34:01.8 |            | Jim Alder              | GBR     | Walton-on-Thames | 17 Oct 64 |
| 1:32:34.6 |            | Tim Johnston           | GBR     | Walton-on-Thames | 16 Oct 65 |
| 1:32:25.4 |            | Jim Hogan              | GBR     | Walton-on-Thames | 12 Nov 66 |
| 1:31:30.4 |            | Jim Alder              | GBR     | London           | 5 Sep 70  |
| 1:29:18.8 | 1:29:18.78 | Toshihiko Seko         | JPN     | Christchurch     | 22 Mar 81 |
| 1:26:47.4 |            | Moses Mosop            | KEN     | Eugene           | 4 Jun 11  |

**3000 Metres Steeplechase****32 ratified world records**

|         |         |                       |     |             |           |
|---------|---------|-----------------------|-----|-------------|-----------|
| 8:49.6  |         | Sándor Rosznyói       | HUN | Bern        | 28 Aug 54 |
| 8:47.8  |         | Pentti Karvonen       | FIN | Helsinki    | 1 Jul 55  |
| 8:45.4  |         | Pentti Karvonen       | FIN | Oslo        | 15 Jul 55 |
| 8:45.4  |         | Vasily Vlasenko       | URS | Moskva      | 18 Aug 55 |
| 8:41.2  |         | Jerzy Chromik         | POL | Brno        | 31 Aug 55 |
| 8:40.2  |         | Jerzy Chromik         | POL | Budapest    | 11 Sep 55 |
| 8:39.8  |         | Semyon Rzhishchin     | URS | Moskva      | 14 Aug 56 |
| 8:35.6  |         | Sándor Rozsnyói       | HUN | Budapest    | 16 Sep 56 |
| 8:35.6  |         | Semyon Rzhishchin     | URS | Tallinn     | 21 Jul 58 |
| 8:32.0  |         | Jerzy Chromik         | POL | Warszawa    | 2 Aug 58  |
| 8:31.4  |         | Zdzisław Krzyszkowiak | POL | Tula        | 26 Jun 60 |
| 8:31.2  |         | Grigoriy Taran        | URS | Kiyev       | 28 May 61 |
| 8:30.4  |         | Zdzisław Krzyszkowiak | POL | Wałcz       | 10 Aug 61 |
| 8:29.6  |         | Gaston Roelants       | BEL | Leuven      | 7 Sep 63  |
| 8:26.4  |         | Gaston Roelants       | BEL | Bruxelles   | 7 Aug 65  |
| 8:24.2  |         | Jouko Kuha            | FIN | Stockholm   | 17 Jul 68 |
| 8:22.2  |         | Vladimir Dudin        | URS | Kiyev       | 19 Aug 69 |
| 8:22.0  | 8:21.98 | Kerry O'Brien         | AUS | West Berlin | 4 Jul 70  |
| 8:20.8  |         | Anders Gärderud       | SWE | Helsinki    | 14 Sep 72 |
| 8:19.8  |         | Benjamin Jipcho       | KEN | Helsinki    | 19 Jun 73 |
| 8:14.0  | 8:13.91 | Benjamin Jipcho       | KEN | Helsinki    | 27 Jun 73 |
| 8:10.4  |         | Anders Gärderud       | SWE | Oslo        | 25 Jun 75 |
| 8:09.8  | 8:09.70 | Anders Gärderud       | SWE | Stockholm   | 1 Jul 75  |
| 8:08.0  | 8:08.02 | Anders Gärderud       | SWE | Montréal    | 28 Jul 76 |
| 8:05.4  |         | Henry Rono            | KEN | Seattle     | 13 May 78 |
| 8:05.35 |         | Peter Koech           | KEN | Stockholm   | 3 Jul 89  |
| 8:02.08 |         | Moses Kiptanui        | KEN | Zürich      | 19 Aug 92 |
| 7:59.18 |         | Moses Kiptanui        | KEN | Zürich      | 16 Aug 95 |
| 7:59.08 |         | Wilson Boit Kipketer  | KEN | Zürich      | 13 Aug 97 |
| 7:55.72 |         | Bernard Barmasai      | KEN | Köln        | 24 Aug 97 |
| 7:55.28 |         | Brahim Boulami        | MAR | Bruxelles   | 24 Aug 01 |
| 7:53.63 |         | Saif Saaeed Shaheen   | QAT | Bruxelles   | 3 Sep 04  |

**110 Metres Hurdles****40 ratified world records**

|      |       |                        |     |                  |           |
|------|-------|------------------------|-----|------------------|-----------|
| 15.0 |       | Forrest Smithson       | USA | London           | 25 Jul 08 |
| 14.8 |       | Earl Thomson           | CAN | Antwerpen        | 18 Aug 20 |
| 14.8 |       | Sten Pettersson        | SWE | Stockholm        | 18 Sep 27 |
| 14.6 |       | George Weightman-Smith | RSA | Amsterdam        | 31 Jul 28 |
| 14.4 |       | Eric Wennström         | SWE | Stockholm        | 25 Aug 29 |
| 14.4 |       | Bengt Sjöstedt         | FIN | Helsinki         | 5 Sep 31  |
| 14.4 |       | Percy Beard            | USA | Cambridge, Mass. | 18 Jun 32 |
| 14.4 | -0.2  | Jack Keller            | USA | Palo Alto        | 16 Jul 32 |
| 14.4 | 14.53 | George Saling          | USA | Los Angeles      | 2 Aug 32  |
| 14.4 |       | John Morriss           | USA | Budapest         | 12 Aug 33 |
| 14.4 |       | John Morriss           | USA | Torino           | 8 Sep 33  |
| 14.3 |       | Percy Beard            | USA | Stockholm        | 26 Jul 34 |
| 14.2 |       | Percy Beard            | USA | Oslo             | 6 Aug 34  |
| 14.2 |       | Alvin Moreau           | USA | Oslo             | 2 Aug 35  |

| MARK  | WIND | AUTO  | NAME             | COUNTRY | VENUE        | DATE      |
|-------|------|-------|------------------|---------|--------------|-----------|
| 14.1w | .24  |       | Forrest Towns    | USA     | Chicago      | 19 Jun 36 |
| 14.1  | .13  |       | Forrest Towns    | USA     | Berlin       | 6 Aug 36  |
| 13.7  | 0.0  |       | Forrest Towns    | USA     | Oslo         | 27 Aug 36 |
| 13.7  | 0.0  |       | Fred Wolcott     | USA     | Philadelphia | 29 Jun 41 |
| 13.6  | 0.9  |       | Dick Attlesey    | USA     | College Park | 24 Jun 50 |
| 13.5  |      |       | Dick Attlesey    | USA     | Helsinki     | 10 Jul 50 |
| 13.4  | 0.0  |       | Jack Davis       | USA     | Bakersfield  | 22 Jun 56 |
| 13.2  | 1.9  | 13.56 | Martin Lauer     | FRG     | Zürich       | 7 Jul 59  |
| 13.2  | 0.0  |       | Lee Calhoun      | USA     | Bern         | 21 Aug 60 |
| 13.2  | 1.8  | 13.43 | Earl McCullouch  | USA     | Minneapolis  | 16 Jul 67 |
| 13.2  | -0.9 |       | Willie Davenport | USA     | Zürich       | 4 Jul 69  |
| 13.2  | 0.0  | 13.24 | Rod Milburn      | USA     | München      | 7 Sep 72  |
| 13.1  | 1.1  | 13.41 | Rod Milburn      | USA     | Zürich       | 6 Jul 73  |
| 13.1  | 1.5  |       | Rod Milburn      | USA     | Siena        | 22 Jul 73 |
| 13.1  | 1.2  |       | Guy Drut         | FRA     | Saint Maur   | 23 Jul 75 |
| 13.0  | 1.8  |       | Guy Drut         | FRA     | West Berlin  | 22 Aug 75 |

*Progression of automatically-timed records following the first such ratified mark, 13.24 Milburn as above:*

|       |      |  |                   |     |             |           |
|-------|------|--|-------------------|-----|-------------|-----------|
| 13.21 | 0.6  |  | Alejandro Casañas | CUB | Sofiya      | 21 Aug 77 |
| 13.16 | 1.7  |  | Renaldo Nehemiah  | USA | San Jose    | 14 Apr 79 |
| 13.00 | 0.9  |  | Renaldo Nehemiah  | USA | Los Angeles | 6 May 79  |
| 12.93 | -0.2 |  | Renaldo Nehemiah  | USA | Zürich      | 19 Aug 81 |
| 12.92 | -0.1 |  | Roger Kingdom     | USA | Zürich      | 16 Aug 89 |
| 12.91 | 0.5  |  | Colin Jackson     | GBR | Stuttgart   | 20 Aug 93 |
| 12.91 | 0.3  |  | Liu Xiang         | CHN | Athina      | 27 Aug 04 |
| 12.88 | 1.1  |  | Liu Xiang         | CHN | Lausanne    | 11 Jul 06 |
| 12.87 | 0.9  |  | Dayron Robles     | CUB | Ostrava     | 12 Jun 08 |
| 12.80 | 0.3  |  | Aries Merritt     | USA | Bruxelles   | 7 Sep 12  |

#### 400 Metres Hurdles

**21 ratified world records**

|       |  |       |                   |     |                  |           |
|-------|--|-------|-------------------|-----|------------------|-----------|
| 55.0  |  |       | Charles Bacon     | USA | London           | 22 Jul 08 |
| 54.0  |  |       | Frank Loomis      | USA | Antwerpen        | 16 Aug 20 |
| 53.8  |  |       | Sten Pettersson   | SWE | Colombes         | 4 Oct 25  |
| 52.6y |  |       | John Gibson       | USA | Lincoln          | 2 Jul 27  |
| 52.0  |  |       | F. Morgan Taylor  | USA | Philadelphia     | 4 Jul 28  |
| 52.0  |  | 51.85 | Glenn Hardin      | USA | Los Angeles      | 1 Aug 32  |
| 51.8  |  |       | Glenn Hardin      | USA | Milwaukee        | 30 Jun 34 |
| 50.6  |  |       | Glenn Hardin      | USA | Stockholm        | 26 Jul 34 |
| 50.4  |  |       | Yuriy Lituyev     | URS | Budapest         | 20 Sep 53 |
| 49.5  |  |       | Glenn Davis       | USA | Los Angeles      | 29 Jun 56 |
| 49.2  |  |       | Glenn Davis       | USA | Budapest         | 6 Aug 58  |
| 49.2  |  |       | Salvatore Morale  | ITA | Beograd          | 14 Sep 62 |
| 49.1  |  |       | Rex Cawley        | USA | Los Angeles      | 13 Sep 64 |
| 48.8  |  | 48.94 | Geoff Vanderstock | USA | Echo Summit      | 11 Sep 68 |
| 48.1  |  | 48.12 | David Hemery      | GBR | Ciudad de México | 15 Oct 68 |
| 47.8  |  | 47.82 | John Akii-Bua     | UGA | München          | 2 Sep 72  |

*Progression of automatically-timed records following the first such ratified mark, 47.82 Akii-Bua as above:*

|       |  |  |             |     |             |           |
|-------|--|--|-------------|-----|-------------|-----------|
| 47.64 |  |  | Edwin Moses | USA | Montréal    | 25 Jul 76 |
| 47.45 |  |  | Edwin Moses | USA | Los Angeles | 11 Jun 77 |
| 47.13 |  |  | Edwin Moses | USA | Milano      | 3 Jul 80  |
| 47.02 |  |  | Edwin Moses | USA | Koblentz    | 31 Aug 83 |
| 46.78 |  |  | Kevin Young | USA | Barcelona   | 6 Aug 92  |

#### High Jump

**40 ratified world records**

|      |  |  |                   |     |                  |           |
|------|--|--|-------------------|-----|------------------|-----------|
| 2.00 |  |  | George Horine     | USA | Palo Alto        | 18 May 12 |
| 2.01 |  |  | Ed Beeson         | USA | Berkeley         | 2 May 14  |
| 2.03 |  |  | Harold Osborn     | USA | Urbana           | 27 May 24 |
| 2.04 |  |  | Walter Marty      | USA | Fresno           | 13 May 33 |
| 2.06 |  |  | Walter Marty      | USA | Palo Alto        | 28 Apr 34 |
| 2.07 |  |  | Cornelius Johnson | USA | New York         | 12 Jul 36 |
| 2.07 |  |  | David Albritton   | USA | New York         | 12 Jul 36 |
| 2.09 |  |  | Mel Walker        | USA | Malmö            | 12 Aug 37 |
| 2.11 |  |  | Lester Steers     | USA | Los Angeles      | 17 Jun 41 |
| 2.12 |  |  | Walt Davis        | USA | Dayton           | 27 Jun 53 |
| 2.15 |  |  | Charley Dumas     | USA | Los Angeles      | 29 Jun 56 |
| 2.16 |  |  | Yuriy Stepanov    | URS | Leningrad        | 13 Jul 57 |
| 2.17 |  |  | John Thomas       | USA | Philadelphia     | 30 Apr 60 |
| 2.17 |  |  | John Thomas       | USA | Cambridge, Mass. | 21 May 60 |
| 2.18 |  |  | John Thomas       | USA | Bakersfield      | 24 Jun 60 |
| 2.22 |  |  | John Thomas       | USA | Palo Alto        | 1 Jul 60  |

| MARK | NAME                | COUNTRY | VENUE        | DATE      |
|------|---------------------|---------|--------------|-----------|
| 2.23 | Valeriy Brumel      | URS     | Moskva       | 18 Jun 61 |
| 2.24 | Valeriy Brumel      | URS     | Moskva       | 16 Jul 61 |
| 2.25 | Valeriy Brumel      | URS     | Sofiya       | 31 Aug 61 |
| 2.26 | Valeriy Brumel      | URS     | Palo Alto    | 22 Jul 62 |
| 2.27 | Valeriy Brumel      | URS     | Moskva       | 29 Sep 62 |
| 2.28 | Valeriy Brumel      | URS     | Moskva       | 21 Jul 63 |
| 2.29 | Pat Matzdorf        | USA     | Berkeley     | 3 Jul 71  |
| 2.30 | Dwight Stones       | USA     | München      | 11 Jul 73 |
| 2.31 | Dwight Stones       | USA     | Philadelphia | 5 Jun 76  |
| 2.32 | Dwight Stones       | USA     | Philadelphia | 4 Aug 76  |
| 2.33 | Vladimir Yashchenko | URS     | Richmond     | 3 Jul 77  |
| 2.34 | Vladimir Yashchenko | URS     | Tbilisi      | 16 Jun 78 |
| 2.35 | Jacek Wszola        | POL     | Eberstadt    | 25 May 80 |
| 2.35 | Dietmar Mögenburg   | FRG     | Rehlingen    | 26 May 80 |
| 2.36 | Gerd Wessig         | GDR     | Moskva       | 1 Aug 80  |
| 2.37 | Zhu Jianhua         | CHN     | Beijing      | 11 Jun 83 |
| 2.38 | Zhu Jianhua         | CHN     | Shanghai     | 22 Sep 83 |
| 2.39 | Zhu Jianhua         | CHN     | Eberstadt    | 10 Jun 84 |
| 2.40 | Rudolf Povarnitsyn  | URS     | Donetsk      | 11 Aug 85 |
| 2.41 | Igor Paklin         | URS     | Kobe         | 4 Sep 85  |
| 2.42 | Patrik Sjöberg      | SWE     | Stockholm    | 30 Jun 87 |
| 2.43 | Javier Sotomayor    | CUB     | Salamanca    | 8 Sep 88  |
| 2.44 | Javier Sotomayor    | CUB     | San Juan/PUR | 29 Jul 89 |
| 2.45 | Javier Sotomayor    | CUB     | Salamanca    | 27 Jul 93 |

**Pole Vault****72 ratified world records**

|      |                      |     |                  |           |
|------|----------------------|-----|------------------|-----------|
| 4.02 | Marc Wright          | USA | Cambridge, Mass. | 8 Jun 12  |
| 4.09 | Frank Foss           | USA | Antwerpen        | 20 Aug 20 |
| 4.12 | Charles Hoff         | NOR | København        | 3 Sep 22  |
| 4.21 | Charles Hoff         | NOR | København        | 22 Jul 23 |
| 4.23 | Charles Hoff         | NOR | Oslo             | 13 Aug 25 |
| 4.25 | Charles Hoff         | NOR | Turku            | 27 Sep 25 |
| 4.27 | Sabin Carr           | USA | Philadelphia     | 28 May 27 |
| 4.30 | Lee Barnes           | USA | Fresno           | 28 Apr 28 |
| 4.37 | Bill Graber          | USA | Palo Alto        | 16 Jul 32 |
| 4.39 | Keith Brown          | USA | Cambridge, Mass. | 1 Jun 35  |
| 4.43 | George Varoff        | USA | Princeton        | 4 Jul 36  |
| 4.54 | Bill Sefton          | USA | Los Angeles      | 29 May 37 |
| 4.54 | Earle Meadows        | USA | Los Angeles      | 29 May 37 |
| 4.60 | Cornelius Warmerdam  | USA | Fresno           | 29 Jun 40 |
| 4.72 | Cornelius Warmerdam  | USA | Compton          | 6 Jun 41  |
| 4.77 | Cornelius Warmerdam  | USA | Modesto          | 23 May 42 |
| 4.78 | Bob Gutowski         | USA | Palo Alto        | 27 Apr 57 |
| 4.80 | Don Bragg            | USA | Palo Alto        | 2 Jul 60  |
| 4.83 | George Davies        | USA | Boulder          | 20 May 61 |
| 4.89 | John Uelses          | USA | Santa Barbara    | 31 Mar 62 |
| 4.93 | Dave Tork            | USA | Walnut           | 28 Apr 62 |
| 4.94 | Pentti Nikula        | FIN | Kauhava          | 22 Jun 62 |
| 5.00 | Brian Sternberg      | USA | Philadelphia     | 27 Apr 63 |
| 5.08 | Brian Sternberg      | USA | Compton          | 7 Jun 63  |
| 5.13 | John Pennel          | USA | London           | 5 Aug 63  |
| 5.20 | John Pennel          | USA | Coral Gables     | 24 Aug 63 |
| 5.23 | Fred Hansen          | USA | San Diego        | 13 Jun 64 |
| 5.28 | Fred Hansen          | USA | Los Angeles      | 25 Jul 64 |
| 5.32 | Bob Seagren          | USA | Fresno           | 14 May 66 |
| 5.34 | John Pennel          | USA | Los Angeles      | 23 Jul 66 |
| 5.36 | Bob Seagren          | USA | San Diego        | 10 Jun 67 |
| 5.38 | Paul Wilson          | USA | Bakersfield      | 23 Jun 67 |
| 5.41 | Bob Seagren          | USA | Echo Summit      | 12 Sep 68 |
| 5.44 | John Pennel          | USA | Sacramento       | 21 Jun 69 |
| 5.45 | Wolfgang Nordwig     | GDR | East Berlin      | 17 Jun 70 |
| 5.46 | Wolfgang Nordwig     | GDR | Torino           | 3 Sep 70  |
| 5.49 | Hristos Papanikolaou | GRE | Pireás           | 24 Oct 70 |
| 5.51 | Kjell Isaksson       | SWE | Austin           | 8 Apr 72  |
| 5.54 | Kjell Isaksson       | SWE | Los Angeles      | 15 Apr 72 |
| 5.55 | Kjell Isaksson       | SWE | Helsingborg      | 12 Jun 72 |
| 5.63 | Bob Seagren          | USA | Eugene           | 2 Jul 72  |
| 5.65 | Dave Roberts         | USA | Gainesville      | 28 Mar 75 |
| 5.67 | Earl Bell            | USA | Wichita          | 29 May 76 |

| MARK  | WIND | NAME                  | COUNTRY | VENUE      | DATE      |
|-------|------|-----------------------|---------|------------|-----------|
| 5.70  |      | Dave Roberts          | USA     | Eugene     | 22 Jun 76 |
| 5.72  |      | Władysław Kozakiewicz | POL     | Milano     | 11 May 80 |
| 5.75  |      | Thierry Vigneron      | FRA     | Colombes   | 1 Jun 80  |
| 5.75  |      | Thierry Vigneron      | FRA     | Lille      | 29 Jun 80 |
| 5.77  |      | Philippe Houvion      | FRA     | Paris      | 17 Jul 80 |
| 5.78  |      | Władysław Kozakiewicz | POL     | Moskva     | 30 Jul 80 |
| 5.80  |      | Thierry Vigneron      | FRA     | Mâcon      | 20 Jun 81 |
| 5.81  |      | Vladimir Polyakov     | URS     | Tbilisi    | 26 Jun 81 |
| 5.82  |      | Pierre Quinon         | FRA     | Köln       | 28 Aug 83 |
| 5.83  |      | Thierry Vigneron      | FRA     | Roma       | 1 Sep 83  |
| 5.85  |      | Sergey Bubka          | URS     | Bratislava | 26 May 84 |
| 5.88  |      | Sergey Bubka          | URS     | Paris      | 2 Jun 84  |
| 5.90  |      | Sergey Bubka          | URS     | London     | 13 Jul 84 |
| 5.91  |      | Thierry Vigneron      | FRA     | Roma       | 31 Aug 84 |
| 5.94  |      | Sergey Bubka          | URS     | Roma       | 31 Aug 84 |
| 6.00  |      | Sergey Bubka          | URS     | Paris      | 13 Jul 85 |
| 6.01  |      | Sergey Bubka          | URS     | Moskva     | 8 Jul 86  |
| 6.03  |      | Sergey Bubka          | URS     | Praha      | 23 Jun 87 |
| 6.05  |      | Sergey Bubka          | URS     | Bratislava | 9 Jun 88  |
| 6.06  |      | Sergey Bubka          | URS     | Nice       | 10 Jul 88 |
| 6.07  |      | Sergey Bubka          | URS     | Shizuoka   | 6 May 91  |
| 6.08  |      | Sergey Bubka          | URS     | Moskva     | 9 Jun 91  |
| 6.09  |      | Sergey Bubka          | URS     | Formia     | 8 Jul 91  |
| 6.10  |      | Sergey Bubka          | URS     | Malmö      | 5 Aug 91  |
| 6.11  |      | Sergey Bubka          | EUN/UKR | Dijon      | 13 Jun 92 |
| 6.12  |      | Sergey Bubka          | EUN/UKR | Padova     | 30 Aug 92 |
| 6.13  |      | Sergey Bubka          | EUN/UKR | Tokyo      | 19 Sep 92 |
| 6.14  |      | Sergey Bubka          | UKR     | Sestriere  | 31 Jul 94 |
| 6.16i |      | Renaud Lavillenie     | FRA     | Donetsk    | 15 Feb 14 |

**Long Jump****18 ratified world records**

|      |      |                    |     |                  |           |
|------|------|--------------------|-----|------------------|-----------|
| 7.61 |      | Peter O'Connor     | GBI | Dublin           | 5 Aug 01  |
| 7.69 |      | Ed Gourdin         | USA | Cambridge, Mass. | 23 Jul 21 |
| 7.76 |      | Robert LeGendre    | USA | Colombes         | 7 Jul 24  |
| 7.89 |      | DeHart Hubbard     | USA | Chicago          | 13 Jun 25 |
| 7.90 |      | Ed Hamm            | USA | Cambridge, Mass. | 7 Jul 28  |
| 7.93 | 0.0  | Silvio Cator       | HAI | Colombes         | 9 Sep 28  |
| 7.98 | 0.5  | Chuhei Nambu       | JPN | Tokyo            | 27 Oct 31 |
| 8.13 | 1.5  | Jesse Owens        | USA | Ann Arbor        | 25 May 35 |
| 8.21 | 0.0  | Ralph Boston       | USA | Walnut           | 12 Aug 60 |
| 8.24 | 1.8  | Ralph Boston       | USA | Modesto          | 27 May 61 |
| 8.28 | 1.2  | Ralph Boston       | USA | Moskva           | 16 Jul 61 |
| 8.31 | -0.1 | Igor Ter-Ovanesyan | URS | Yerevan          | 10 Jun 62 |
| 8.31 | 0.0  | Ralph Boston       | USA | Kingston         | 15 Aug 64 |
| 8.34 | 1.0  | Ralph Boston       | USA | Los Angeles      | 12 Sep 64 |
| 8.35 | 0.0  | Ralph Boston       | USA | Modesto          | 29 May 65 |
| 8.35 | 0.0  | Igor Ter-Ovanesyan | URS | Ciudad de México | 19 Oct 67 |
| 8.90 | 2.0  | Bob Beamon         | USA | Ciudad de México | 18 Oct 68 |
| 8.95 | 0.3  | Mike Powell        | USA | Tokyo            | 30 Aug 91 |

**Triple Jump****27 ratified world records**

|       |     |                    |     |                  |           |
|-------|-----|--------------------|-----|------------------|-----------|
| 15.52 |     | Daniel Ahearn      | USA | New York         | 30 May 11 |
| 15.52 |     | Nick Winter        | AUS | Colombes         | 12 Jul 24 |
| 15.58 |     | Mikio Oda          | JPN | Tokyo            | 27 Oct 31 |
| 15.72 |     | Chuhei Nambu       | JPN | Los Angeles      | 4 Aug 32  |
| 15.78 |     | Jack Metcalfe      | AUS | Sydney           | 14 Dec 35 |
| 16.00 | 0.6 | Naoto Tajima       | JPN | Berlin           | 6 Aug 36  |
| 16.00 | 1.6 | Adhemar da Silva   | BRA | São Paulo        | 3 Dec 50  |
| 16.01 | 1.2 | Adhemar da Silva   | BRA | Rio de Janeiro   | 30 Sep 51 |
| 16.12 |     | Adhemar da Silva   | BRA | Helsinki         | 23 Jul 52 |
| 16.22 |     | Adhemar da Silva   | BRA | Helsinki         | 23 Jul 52 |
| 16.23 | 1.5 | Leonid Shcherbakov | URS | Moskva           | 19 Jul 53 |
| 16.56 | 0.2 | Adhemar da Silva   | BRA | Ciudad de México | 16 Mar 55 |
| 16.59 | 1.0 | Oleg Ryakhovskiy   | URS | Moskva           | 28 Jul 58 |
| 16.70 | 0.0 | Oleg Fedoseyev     | URS | Nalchik          | 3 May 59  |
| 17.03 | 1.0 | Józef Schmidt      | POL | Olsztyn          | 5 Aug 60  |
| 17.10 | 0.0 | Giuseppe Gentile   | ITA | Ciudad de México | 16 Oct 68 |
| 17.22 | 0.0 | Giuseppe Gentile   | ITA | Ciudad de México | 17 Oct 68 |
| 17.23 | 2.0 | Viktor Sanyeyev    | URS | Ciudad de México | 17 Oct 68 |



| MARK  | WIND | NAME                    | COUNTRY | VENUE            | DATE      |
|-------|------|-------------------------|---------|------------------|-----------|
| 17.27 | 2.0  | Nelson Prudêncio        | BRA     | Ciudad de México | 17 Oct 68 |
| 17.39 | 2.0  | Viktor Sanyeyev         | URS     | Ciudad de México | 17 Oct 68 |
| 17.40 | 0.4  | Pedro Pérez             | CUB     | Calí             | 5 Aug 71  |
| 17.44 | -0.5 | Viktor Sanyeyev         | URS     | Sukhumi          | 17 Oct 72 |
| 17.89 | 0.0  | João Carlos de Oliveira | BRA     | Ciudad de México | 15 Oct 75 |
| 17.97 | 1.5  | Willie Banks            | USA     | Indianapolis     | 16 Jun 85 |
| 17.98 | 1.8  | Jonathan Edwards        | GBR     | Salamanca        | 18 Jul 95 |
| 18.16 | 1.3  | Jonathan Edwards        | GBR     | Göteborg         | 7 Aug 95  |
| 18.29 | 1.3  | Jonathan Edwards        | GBR     | Göteborg         | 7 Aug 95  |

**Shot Put****51 ratified world records**

|       |  |                       |     |                 |           |
|-------|--|-----------------------|-----|-----------------|-----------|
| 15.54 |  | Ralph Rose            | USA | San Francisco   | 21 Aug 09 |
| 15.79 |  | Emil Hirschfeld       | GER | Breslau         | 6 May 28  |
| 15.87 |  | John Kuck             | USA | Amsterdam       | 29 Jul 28 |
| 16.04 |  | Emil Hirschfeld       | GER | Bochum          | 26 Aug 28 |
| 16.04 |  | František Douđa       | TCH | Brno            | 4 Oct 31  |
| 16.05 |  | Zygmunt Heljasz       | POL | Poznań          | 29 Jun 32 |
| 16.16 |  | Leo Sexton            | USA | Freeport        | 27 Aug 32 |
| 16.20 |  | František Douđa       | TCH | Praha           | 24 Sep 32 |
| 16.48 |  | John Lyman            | USA | Palo Alto       | 21 Apr 34 |
| 16.80 |  | Jack Torrance         | USA | Des Moines      | 27 Apr 34 |
| 16.89 |  | Jack Torrance         | USA | Milwaukee       | 30 Jun 34 |
| 17.40 |  | Jack Torrance         | USA | Oslo            | 5 Aug 34  |
| 17.68 |  | Charles Fonville      | USA | Lawrence        | 17 Apr 48 |
| 17.79 |  | Jim Fuchs             | USA | Oslo            | 28 Jul 49 |
| 17.82 |  | Jim Fuchs             | USA | Los Angeles     | 29 Apr 50 |
| 17.90 |  | Jim Fuchs             | USA | Visby           | 20 Aug 50 |
| 17.95 |  | Jim Fuchs             | USA | Eskilstuna      | 22 Aug 50 |
| 18.00 |  | Parry O'Brien         | USA | Fresno          | 9 May 53  |
| 18.04 |  | Parry O'Brien         | USA | Compton         | 5 Jun 53  |
| 18.42 |  | Parry O'Brien         | USA | Los Angeles     | 8 May 54  |
| 18.43 |  | Parry O'Brien         | USA | Los Angeles     | 21 May 54 |
| 18.54 |  | Parry O'Brien         | USA | Los Angeles     | 11 Jun 54 |
| 18.62 |  | Parry O'Brien         | USA | Salt Lake City  | 5 May 56  |
| 18.69 |  | Parry O'Brien         | USA | Los Angeles     | 15 Jun 56 |
| 19.06 |  | Parry O'Brien         | USA | Eugene          | 3 Sep 56  |
| 19.25 |  | Parry O'Brien         | USA | Los Angeles     | 1 Nov 56  |
| 19.25 |  | Dallas Long           | USA | Santa Barbara   | 28 Mar 59 |
| 19.30 |  | Parry O'Brien         | USA | Albuquerque     | 1 Aug 59  |
| 19.38 |  | Dallas Long           | USA | Los Angeles     | 5 Mar 60  |
| 19.45 |  | Bill Nieder           | USA | Palo Alto       | 19 Mar 60 |
| 19.67 |  | Dallas Long           | USA | Los Angeles     | 26 Mar 60 |
| 19.99 |  | Bill Nieder           | USA | Austin          | 2 Apr 60  |
| 20.06 |  | Bill Nieder           | USA | Walnut          | 12 Aug 60 |
| 20.08 |  | Dallas Long           | USA | Los Angeles     | 18 May 62 |
| 20.10 |  | Dallas Long           | USA | Los Angeles     | 4 Apr 64  |
| 20.20 |  | Dallas Long           | USA | Los Angeles     | 29 May 64 |
| 20.68 |  | Dallas Long           | USA | Los Angeles     | 25 Jul 64 |
| 21.52 |  | Randy Matson          | USA | College Station | 8 May 65  |
| 21.78 |  | Randy Matson          | USA | College Station | 22 Apr 67 |
| 21.82 |  | Al Feuerbach          | USA | San Jose        | 5 May 73  |
| 21.85 |  | Terry Albritton       | USA | Honolulu        | 21 Feb 76 |
| 22.00 |  | Aleksandr Baryshnikov | URS | Colombes        | 10 Jul 76 |
| 22.15 |  | Udo Beyer             | GDR | Göteborg        | 6 Jul 78  |
| 22.22 |  | Udo Beyer             | GDR | Los Angeles     | 25 Jun 83 |
| 22.62 |  | Ulf Timmermann        | GDR | East Berlin     | 22 Sep 85 |
| 22.64 |  | Udo Beyer             | GDR | East Berlin     | 20 Aug 86 |
| 22.72 |  | Alessandro Andrei     | ITA | Viareggio       | 12 Aug 87 |
| 22.84 |  | Alessandro Andrei     | ITA | Viareggio       | 12 Aug 87 |
| 22.91 |  | Alessandro Andrei     | ITA | Viareggio       | 12 Aug 87 |
| 23.06 |  | Ulf Timmermann        | GDR | Haniá, Crete    | 22 May 88 |
| 23.12 |  | Randy Barnes          | USA | Los Angeles     | 20 May 90 |

**Discus Throw****42 ratified world records**

|       |  |                 |     |               |           |
|-------|--|-----------------|-----|---------------|-----------|
| 47.58 |  | James Duncan    | USA | New York      | 27 May 12 |
| 47.61 |  | Thomas Lieb     | USA | Chicago       | 14 Sep 24 |
| 47.89 |  | Glenn Hartranft | USA | San Francisco | 2 May 25  |
| 48.20 |  | Bud Houser      | USA | Palo Alto     | 3 Apr 26  |
| 49.90 |  | Eric Krenz      | USA | Palo Alto     | 9 Mar 29  |

| MARK  | NAME               | COUNTRY | VENUE             | DATE      |
|-------|--------------------|---------|-------------------|-----------|
| 51.03 | Eric Krenz         | USA     | Palo Alto         | 17 May 30 |
| 51.73 | Paul Jessup        | USA     | Pittsburgh        | 23 Aug 30 |
| 52.42 | Harald Andersson   | SWE     | Oslo              | 25 Aug 34 |
| 53.10 | Willi Schröder     | GER     | Magdeburg         | 28 Apr 35 |
| 53.26 | Archie Harris      | USA     | Palo Alto         | 20 Jun 41 |
| 53.34 | Adolfo Consolini   | ITA     | Milano            | 26 Oct 41 |
| 54.23 | Adolfo Consolini   | ITA     | Milano            | 14 Apr 46 |
| 54.93 | Bob Fitch          | USA     | Minneapolis       | 8 Jun 46  |
| 55.33 | Adolfo Consolini   | ITA     | Milano            | 10 Oct 48 |
| 56.46 | Fortune Gordien    | USA     | Lisboa            | 9 Jul 49  |
| 56.97 | Fortune Gordien    | USA     | Hämeenlinna       | 14 Aug 49 |
| 57.93 | Sim Iness          | USA     | Lincoln           | 20 Jun 53 |
| 58.10 | Fortune Gordien    | USA     | Pasadena          | 11 Jul 53 |
| 59.28 | Fortune Gordien    | USA     | Pasadena          | 22 Aug 53 |
| 59.91 | Edmund Piatkowski  | POL     | Warszawa          | 14 Jun 59 |
| 59.91 | Rink Babka         | USA     | Walnut            | 12 Aug 60 |
| 60.56 | Jay Silvester      | USA     | Frankfurt-am-Main | 11 Aug 61 |
| 60.72 | Jay Silvester      | USA     | Bruxelles         | 20 Aug 61 |
| 61.10 | Al Oerter          | USA     | Los Angeles       | 18 May 62 |
| 61.64 | Vladimir Trusenyov | URS     | Leningrad         | 4 Jun 62  |
| 62.45 | Al Oerter          | USA     | Chicago           | 1 Jul 62  |
| 62.62 | Al Oerter          | USA     | Walnut            | 27 Apr 63 |
| 62.94 | Al Oerter          | USA     | Walnut            | 25 Apr 64 |
| 64.55 | Ludvík Danek       | TCH     | Turnov            | 2 Aug 64  |
| 65.22 | Ludvík Danek       | TCH     | Sokolov           | 12 Oct 65 |
| 66.54 | Jay Silvester      | USA     | Modesto           | 25 May 68 |
| 68.40 | Jay Silvester      | USA     | Reno              | 18 Sep 68 |
| 68.40 | Ricky Bruch        | SWE     | Stockholm         | 5 Jul 72  |
| 68.48 | John van Reenen    | RSA     | Stellenbosch      | 14 Mar 75 |
| 69.08 | John Powell        | USA     | Long Beach        | 4 May 75  |
| 69.18 | Mac Wilkins        | USA     | Walnut            | 24 Apr 76 |
| 69.80 | Mac Wilkins        | USA     | San Jose          | 1 May 76  |
| 70.24 | Mac Wilkins        | USA     | San Jose          | 1 May 76  |
| 70.86 | Mac Wilkins        | USA     | San Jose          | 1 May 76  |
| 71.16 | Wolfgang Schmidt   | GDR     | East Berlin       | 9 Aug 78  |
| 71.86 | Yuriy Dumchev      | URS     | Moskva            | 29 May 83 |
| 74.08 | Jürgen Schult      | GDR     | Neubrandenburg    | 6 Jun 86  |

**Hammer Throw****45 ratified world records**

|       |                     |     |             |           |
|-------|---------------------|-----|-------------|-----------|
| 57.77 | Pat Ryan            | USA | New York    | 17 Aug 13 |
| 59.00 | Erwin Blask         | GER | Stockholm   | 27 Aug 38 |
| 59.02 | Imre Németh         | HUN | Tata        | 14 Jul 48 |
| 59.57 | Imre Németh         | HUN | Katowice    | 4 Sep 49  |
| 59.88 | Imre Németh         | HUN | Budapest    | 19 May 50 |
| 60.34 | József Csermák      | HUN | Helsinki    | 24 Jul 52 |
| 61.25 | Sverre Strandli     | NOR | Oslo        | 14 Sep 52 |
| 62.36 | Sverre Strandli     | NOR | Oslo        | 5 Sep 53  |
| 63.34 | Mikhail Krivonosov  | URS | Bern        | 29 Aug 54 |
| 64.05 | Stanislav Nyenashev | URS | Baku        | 12 Dec 54 |
| 64.33 | Mikhail Krivonosov  | URS | Warszawa    | 4 Aug 55  |
| 64.52 | Mikhail Krivonosov  | URS | Beograd     | 19 Sep 55 |
| 65.85 | Mikhail Krivonosov  | URS | Nalchik     | 25 Apr 56 |
| 66.38 | Mikhail Krivonosov  | URS | Minsk       | 8 Jul 56  |
| 67.32 | Mikhail Krivonosov  | URS | Tashkent    | 22 Oct 56 |
| 68.54 | Hal Connolly        | USA | Los Angeles | 2 Nov 56  |
| 68.68 | Hal Connolly        | USA | Bakersfield | 20 Jun 58 |
| 70.33 | Hal Connolly        | USA | Walnut      | 12 Aug 60 |
| 70.67 | Hal Connolly        | USA | Palo Alto   | 21 Jul 62 |
| 71.06 | Hal Connolly        | USA | Ceres       | 29 May 65 |
| 71.26 | Hal Connolly        | USA | Walnut      | 20 Jun 65 |
| 73.74 | Gyula Zsivótzky     | HUN | Debrecen    | 4 Sep 65  |
| 73.76 | Gyula Zsivótzky     | HUN | Budapest    | 14 Sep 68 |
| 74.52 | Romuald Klim        | URS | Budapest    | 15 Jun 69 |
| 74.68 | Anatoliy Bondarchuk | URS | Pireás      | 20 Sep 69 |
| 75.48 | Anatoliy Bondarchuk | URS | Rovno       | 12 Oct 69 |
| 76.40 | Walter Schmidt      | FRG | Lahr        | 4 Sep 71  |
| 76.60 | Reinhard Theimer    | GBR | Leipzig     | 4 Jul 74  |
| 76.66 | Aleksey Spiridonov  | URS | München     | 11 Sep 74 |
| 76.70 | Karl-Hans Riehm     | FRG | Rehlingen   | 19 May 75 |

| MARK  | NAME            | COUNTRY | VENUE             | DATE      |
|-------|-----------------|---------|-------------------|-----------|
| 77.56 | Karl-Hans Riehm | FRG     | Rehlingen         | 19 May 75 |
| 78.50 | Karl-Hans Riehm | FRG     | Rehlingen         | 19 May 75 |
| 79.30 | Walter Schmidt  | FRG     | Frankfurt-am-Main | 14 Aug 75 |
| 80.14 | Boris Zaychuk   | URS     | Moskva            | 9 Jul 78  |
| 80.32 | Karl-Hans Riehm | FRG     | Heidenheim        | 6 Aug 78  |
| 80.38 | Yuriy Sedykh    | URS     | Leselidze         | 16 May 80 |
| 80.46 | Jüri Tamm       | URS     | Leselidze         | 16 May 80 |
| 80.64 | Yuriy Sedykh    | URS     | Leselidze         | 16 May 80 |
| 81.66 | Sergey Litvinov | URS     | Sochi             | 24 May 80 |
| 81.80 | Yuriy Sedykh    | URS     | Moskva            | 31 Jul 80 |
| 83.98 | Sergey Litvinov | URS     | Moskva            | 4 Jun 82  |
| 84.14 | Sergey Litvinov | URS     | Moskva            | 21 Jun 83 |
| 86.34 | Yuriy Sedykh    | URS     | Cork              | 3 Jul 84  |
| 86.66 | Yuriy Sedykh    | URS     | Tallinn           | 22 Jun 86 |
| 86.74 | Yuriy Sedykh    | URS     | Stuttgart         | 30 Aug 86 |

**Javelin Throw****46 ratified world records**

|   |                  |     |                  |           |
|---|------------------|-----|------------------|-----------|
| 62.32   | Eric Lemming     | SWE | Stockholm        | 29 Sep 12 |
| 66.10   | Jonni Myyrä      | FIN | Stockholm        | 24 Aug 19 |
| 66.62   | Gunnar Lindström | SWE | Eksjö            | 12 Oct 24 |
| 69.88   | Eino Penttilä    | FIN | Viipuri          | 8 Oct 27  |
| 71.01   | Erik Lundqvist   | SWE | Stockholm        | 15 Aug 28 |
| 71.57   | Matti Järvinen   | FIN | Viipuri          | 8 Aug 30  |
| 71.70   | Matti Järvinen   | FIN | Tampere          | 17 Aug 30 |
| 71.88   | Matti Järvinen   | FIN | Vaasa            | 31 Aug 30 |
| 72.93   | Matti Järvinen   | FIN | Viipuri          | 14 Sep 30 |
| 74.02   | Matti Järvinen   | FIN | Turku            | 27 Jun 32 |
| 74.28   | Matti Järvinen   | FIN | Mikkeli          | 25 May 33 |
| 74.61   | Matti Järvinen   | FIN | Vaasa            | 7 Jun 33  |
| 76.10   | Matti Järvinen   | FIN | Helsinki         | 15 Jun 33 |
| 76.66   | Matti Järvinen   | FIN | Torino           | 7 Sep 34  |
| 77.23   | Matti Järvinen   | FIN | Helsinki         | 18 Jun 36 |
| 77.87   | Yrjö Nikkanen    | FIN | Karhula          | 25 Aug 38 |
| 78.70   | Yrjö Nikkanen    | FIN | Kotka            | 16 Oct 38 |
| 80.41   | Bud Held         | USA | Pasadena         | 8 Aug 53  |
| 81.75   | Bud Held         | USA | Modesto          | 21 May 55 |
| 83.56   | Soini Nikkinen   | FIN | Kuhmoinen        | 24 Jun 56 |
| 83.66   | Janusz Sidlo     | POL | Milano           | 30 Jun 56 |
| 85.71   | Egil Danielsen   | NOR | Melbourne        | 26 Nov 56 |
| 86.04   | Al Cantello      | USA | Compton          | 5 Jun 59  |
| 86.74   | Carlo Lievore    | ITA | Milano           | 1 Jun 61  |
| 87.12   | Terje Pedersen   | NOR | Oslo             | 1 Jul 64  |
| 91.72   | Terje Pedersen   | NOR | Oslo             | 2 Sep 64  |
| 91.98   | Jānis Lūsis      | URS | Saarijärvi       | 23 Jun 68 |
| 92.70   | Jorma Kinnunen   | FIN | Tampere          | 18 Jun 69 |
| 93.80   | Jānis Lūsis      | URS | Stockholm        | 6 Jul 72  |
| 94.08   | Klaus Wolfemann  | FRG | Leverkusen       | 5 May 73  |
| 94.58   | Miklós Németh    | HUN | Montréal         | 26 Jul 76 |
| 96.72   | Ferenc Paragi    | HUN | Tata             | 23 Apr 80 |
| 99.72   | Tom Petranoff    | USA | Los Angeles      | 15 May 83 |
| 104.80  | Uwe Hohn         | GDR | East Berlin      | 20 Jul 84 |
| <i>New specification introduced in 1986</i>   |                  |     |                  |           |
| 85.74   | Klaus Tafelmeier | FRG | Como             | 21 Sep 86 |
| 87.66   | Jan Železný      | TCH | Nitra            | 31 May 87 |
| 89.10   | Patrik Bodén     | SWE | Austin           | 24 Mar 90 |
| 89.58   | Steve Backley    | GBR | Stockholm        | 2 Jul 90  |
| 89.66   | Jan Železný      | TCH | Oslo             | 14 Jul 90 |
| 90.98   | Steve Backley    | GBR | London           | 20 Jul 90 |
| 91.98   | Seppo Rätty      | FIN | Shizuoka         | 6 May 91  |
| 96.96   | Seppo Rätty      | FIN | Punkalaidun      | 2 Jun 91  |
| <i>Javelins with serrated tails outlawed by IAAF in 1991, record reverted to 89.58 Backley as above</i> |                  |     |                  |           |
| 91.46   | Steve Backley    | GBR | North Shore City | 25 Jan 92 |
| 95.54   | Jan Železný      | CZE | Pietersburg      | 6 Apr 93  |
| 95.66   | Jan Železný      | CZE | Sheffield        | 29 Aug 93 |
| 98.48   | Jan Železný      | CZE | Jena             | 25 May 96 |

| MARK   | NOTE | NAME                  | COUNTRY | VENUE       | DATE                             |
|--|------|-----------------------|---------|-------------|----------------------------------|
| <b>Decathlon</b>   |      |                       |         |             |                                  |
|  |      |                       |         |             | <b>37 ratified world records</b> |
| <i>The first score given is that computed using the tables in use at the time of the performance. The second is based on the tables currently in use (from 1985)</i> |      |                       |         |             |                                  |
| 7485.61  | 6087 | Aleksander Klumberg   | EST     | Helsinki    | 17 Sep 22                        |
| 7710.775   | 6476 | Harold Osborn         | USA     | Colombes    | 12 Jul 24                        |
| 7820.93  | 6460 | Paavo Yrjölä          | FIN     | Viipuri     | 18 Jul 26                        |
| 7995.19  | 6566 | Paavo Yrjölä          | FIN     | Helsinki    | 17 Jul 27                        |
| 8053.29  | 6587 | Paavo Yrjölä          | FIN     | Amsterdam   | 4 Aug 28                         |
| 8255.475   | 6865 | Akilles Järvinen      | FIN     | Viipuri     | 20 Jul 30                        |
| 8462.235   | 6736 | Jim Bausch            | USA     | Los Angeles | 6 Aug 32                         |
| 8790.46  | 7147 | Hans-Heinrich Sievert | GER     | Hamburg     | 8 Jul 34                         |
| 7900   | 7254 | Glenn Morris          | USA     | Berlin      | 8 Aug 36                         |
| 8042   | 7287 | Bob Mathias           | USA     | Tulare      | 30 Jun 50                        |
| 7887   | 7592 | Bob Mathias           | USA     | Helsinki    | 26 Jul 52                        |
| 7985   | 7608 | Rafer Johnson         | USA     | Kingsburg   | 11 Jun 55                        |
| 8014   | 7653 | Vasiliy Kuznetsov     | URS     | Krasnodar   | 18 May 58                        |
| 8302   | 7989 | Rafer Johnson         | USA     | Moskva      | 28 Jul 58                        |
| 8357   | 7839 | Vasiliy Kuznetsov     | URS     | Moskva      | 17 May 59                        |
| 8683   | 7981 | Rafer Johnson         | USA     | Eugene      | 9 Jul 60                         |
| 9121   | 8010 | Yang Chuan-Kwang      | TPE     | Walnut      | 28 Apr 63                        |
| 8230   | 8120 | Russ Hodge            | USA     | Los Angeles | 24 Jul 66                        |
| 8319   | 8235 | Kurt Bendlin          | FRG     | Heidelberg  | 14 May 67                        |
| 8417   | 8310 | Bill Toomey           | USA     | Los Angeles | 11 Dec 69                        |
| 8454   | 8466 | Nikolay Avilov        | URS     | München     | 8 Sep 72                         |
| 8524   | 8420 | Bruce Jenner          | USA     | Eugene      | 10 Aug 75                        |
| 8538   | 8454 | Bruce Jenner          | USA     | Eugene      | 26 Jun 76                        |
| 8618   | 8634 | Bruce Jenner          | USA     | Montréal    | 30 Jul 76                        |
| 8622   | 8648 | Daley Thompson        | GBR     | Götzis      | 18 May 80                        |
| 8649   | 8667 | Guido Kratschmer      | FRG     | Bernhausen  | 15 Jun 80                        |
| 8704   | 8730 | Daley Thompson        | GBR     | Götzis      | 23 May 82                        |
| 8723   | 8741 | Jürgen Hingsen        | FRG     | Ulm         | 15 Aug 82                        |
| 8743   | 8774 | Daley Thompson        | GBR     | Athína      | 8 Sep 82                         |
| 8779   | 8825 | Jürgen Hingsen        | FRG     | Bernhausen  | 5 Jun 84                         |
| 8798   | 8832 | Jürgen Hingsen        | FRG     | Mannheim    | 9 Jun 84                         |
| 8798   | 8847 | Daley Thompson        | GBR     | Los Angeles | 9 Aug 84                         |
| 8891   |      | Dan O'Brien           | USA     | Talence     | 5 Sep 92                         |
| 8994   |      | Tomáš Dvořák          | CZE     | Praha       | 4 Jul 99                         |
| 9026   |      | Roman Šebrle          | CZE     | Götzis      | 27 May 01                        |
| 9039   |      | Ashton Eaton          | USA     | Eugene      | 23 Jun 12                        |
| 9045   |      | Ashton Eaton          | USA     | Beijing     | 29 Aug 15                        |

**20,000 Metres Track Walk****26 ratified world records**

|           |  |                      |     |                 |           |
|-----------|--|----------------------|-----|-----------------|-----------|
| 1:39:22.0 |  | Niels Petersen       | DEN | København       | 30 Jun 18 |
| 1:39:20.4 |  | Armando Valente      | ITA | Bologna         | 2 Dec 26  |
| 1:38:53.2 |  | Attilio Callegari    | ITA | Milano          | 26 Dec 26 |
| 1:37:42.2 |  | Donato Pavesi        | ITA | Milano          | 23 Oct 27 |
| 1:36:34.4 |  | Armando Valente      | ITA | Genova          | 25 Oct 30 |
| 1:34:26.0 |  | Jānis Daliņš         | LAT | Riga            | 1 Jun 33  |
| 1:32:28.4 |  | John Mikaelsson      | SWE | Växjö           | 12 Jul 42 |
| 1:30:26.4 |  | Josef Doležal        | TCH | Stará Boleslav  | 1 Nov 53  |
| 1:30:02.8 |  | Vladimir Golubnichiy | URS | Kiyev           | 2 Oct 55  |
| 1:28:45.2 |  | Leonid Spirin        | URS | Kiyev           | 13 Jun 56 |
| 1:27:58.2 |  | Mikhail Lavrov       | URS | Moskva          | 13 Aug 56 |
| 1:27:38.6 |  | Grigoriy Panichkin   | URS | Stalinabad      | 9 May 58  |
| 1:27:05.0 |  | Vladimir Golubnichiy | URS | Simferopol      | 23 Sep 58 |
| 1:26:45.8 |  | Gennadiy Agapov      | URS | Simferopol      | 6 Apr 69  |
| 1:25:50.0 |  | Peter Frenkel        | GDR | Erfurt          | 4 Jul 70  |
| 1:25:19.4 |  | Peter Frenkel        | GDR | Erfurt          | 24 Jun 72 |
| 1:25:19.4 |  | Hans-Georg Reimann   | GDR | Erfurt          | 24 Jun 72 |
| 1:24:45.0 |  | Bernd Kannenberg     | FRG | Hamburg         | 25 May 74 |
| 1:23:31.9 |  | Daniel Bautista      | MEX | Bergen          | 14 May 77 |
| 1:22:59.4 |  | Anatoliy Solomin     | URS | Alushta         | 26 Apr 79 |
| 1:22:19.4 |  | Gérard Lélièvre      | FRA | Epina-sur-Seine | 29 Apr 79 |
| 1:20:58.6 |  | Domingo Colin        | MEX | Bergen          | 26 May 79 |
| 1:20:06.8 |  | Daniel Bautista      | MEX | Montréal        | 17 Oct 79 |
| 1:18:40.0 |  | Ernesto Canto        | MEX | Bergen          | 5 May 84  |
| 1:18:35.2 |  | Stefan Johansson     | SWE | Bergen          | 15 May 92 |
| 1:17:25.6 |  | Bernardo Segura      | MEX | Bergen          | 7 May 94  |



| MARK                        | NAME                   | COUNTRY | VENUE          | DATE                             |
|-----------------------------|------------------------|---------|----------------|----------------------------------|
| <b>Two Hours Track Walk</b> |                        |         |                | <b>17 ratified world records</b> |
| 24,256m+                    | Harold Ross            | GBR     | London         | 20 May 11                        |
| 24,843m+                    | Jānis Daliņš           | LAT     | Riga           | 1 Jun 33                         |
| 25,263m+                    | Edgar Bruun            | NOR     | Kristinehamn   | 8 Oct 39                         |
| 25,531m                     | Olle Andersson         | SWE     | Stockholm      | 15 Sep 45                        |
| 25,595m+                    | Josef Doležal          | TCH     | Praha          | 12 Oct 52                        |
| 25,701m                     | Josef Doležal          | TCH     | Stará Boleslav | 14 May 55                        |
| 25,865m+                    | Anatoliy Vedyakov      | URS     | Moskva         | 7 Oct 55                         |
| 26,117m                     | Ted Allsopp            | AUS     | Melbourne      | 22 Sep 56                        |
| 26,429m+                    | Anatoliy Yegorov       | URS     | Leningrad      | 15 Jul 59                        |
| 26,658m+                    | Peter Frenkel          | GDR     | East Berlin    | 11 Apr 71                        |
| 26,911m+                    | Karl-Heinz Stadtmüller | GDR     | East Berlin    | 16 Apr 72                        |
| 26,930m+                    | Peter Frenkel          | GDR     | East Berlin    | 14 Apr 74                        |
| 27,153m+                    | Bernd Kannenberg       | FRG     | Kassel         | 11 May 74                        |
| 28,165m                     | José Marin             | ESP     | Barcelona      | 8 Apr 79                         |
| 28,358m+                    | Ralf Kowalsky          | GDR     | East Berlin    | 28 Mar 82                        |
| 29,090m+                    | Thierry Toutain        | FRA     | Héricourt      | 24 Mar 91                        |
| 29,572m+                    | Maurizio Damilano      | ITA     | Cuneo          | 3 Oct 92                         |

|                                 |                        |     |             |                                  |
|---------------------------------|------------------------|-----|-------------|----------------------------------|
| <b>30,000 Metres Track Walk</b> |                        |     |             | <b>18 ratified world records</b> |
| 2:37:18.2+                      | Hermann Müller         | GER | München     | 11 Sep 21                        |
| 2:30:33.6                       | Hermann Schmidt        | GER | Hamburg     | 27 Apr 41                        |
| 2:28:57.4+                      | Harry Olsson           | SWE | Borås       | 15 Aug 43                        |
| 2:27:46.6                       | Sándor László          | HUN | Budapest    | 18 May 52                        |
| 2:27:42.0                       | John Ljunggren         | SWE | Värnamo     | 3 Aug 52                         |
| 2:21:38.6                       | Josef Doležal          | TCH | Praha       | 12 Oct 52                        |
| 2:20:40.2                       | Anatoliy Vedyakov      | URS | Moskva      | 7 Oct 55                         |
| 2:19:43.0+                      | Anatoliy Vedyakov      | URS | Moskva      | 23 Aug 58                        |
| 2:17:16.8                       | Anatoliy Yegorov       | URS | Leningrad   | 15 Jul 59                        |
| 2:15:16.0                       | Christoph Höhne        | GDR | East Berlin | 11 Apr 71                        |
| 2:14:45.6                       | Karl-Heinz Stadtmüller | GDR | East Berlin | 16 Apr 72                        |
| 2:14:21.2                       | Peter Frenkel          | GDR | East Berlin | 14 Apr 74                        |
| 2:12:58.0                       | Bernd Kannenberg       | FRG | Kassel      | 11 May 74                        |
| 2:11:53.4                       | Raúl González          | MEX | Førde       | 19 May 78                        |
| 2:08:00.0                       | José Marin             | ESP | Barcelona   | 8 Apr 79                         |
| 2:04:55.5                       | Guillaume LeBlanc      | CAN | Sept-Iles   | 16 Jun 90                        |
| 2:03:56.5                       | Thierry Toutain        | FRA | Héricourt   | 24 Mar 91                        |
| 2:01:44.1                       | Maurizio Damilano      | ITA | Cuneo       | 3 Oct 92                         |

|                                 |                     |             |             |                                  |           |
|---------------------------------|---------------------|-------------|-------------|----------------------------------|-----------|
| <b>50,000 Metres Track Walk</b> |                     |             |             | <b>20 ratified world records</b> |           |
| 4:32:52.0                       | John Ljunggren      | SWE         | Gislaved    | 29 Jul 51                        |           |
| 4:31:21.6                       | Antal Róka          | HUN         | Budapest    | 1 Jun 52                         |           |
| 4:29:58.0                       | John Ljunggren      | SWE         | Fristad     | 8 Aug 53                         |           |
| 4:27:28.4                       | Ladislav Moc        | TCH         | Znojmo      | 13 Oct 55                        |           |
| 4:26:05.2                       | Milan Skřont        | TCH         | Krnov       | 30 Apr 56                        |           |
| 4:21:07.0                       | Ladislav Moc        | TCH         | Praha       | 21 Jun 56                        |           |
| 4:16:08.6                       | Sergey Lobastov     | URS         | Moskva      | 23 Aug 58                        |           |
| 4:14:02.4                       | Abdon Pamich        | ITA         | Roma        | 19 Nov 61                        |           |
| 4:10:51.8                       | Christoph Höhne     | GDR         | Potsdam     | 16 May 65                        |           |
| 4:08:05.0                       | Christoph Höhne     | GDR         | East Berlin | 18 Oct 69                        |           |
| 4:04:19.8                       | Peter Selzer        | GDR         | Naumburg    | 3 Oct 71                         |           |
| 4:03:42.6                       | Veniamin Soldatenko | URS         | Moskva      | 5 Oct 72                         |           |
| 4:00:27.2                       | Gerhard Weidner     | FRG         | Hamburg     | 8 Apr 73                         |           |
| 3:56:51.4                       | Bernd Kannenberg    | FRG         | Nerviano    | 16 Nov 75                        |           |
| 3:52:23.5                       | Raúl González       | MEX         | Førde       | 19 May 78                        |           |
| 3:41:38.4                       | Raúl González       | MEX         | Bergen      | 25 May 79                        |           |
| 3:41:28.2                       | René Piller         | FRA         | Bergen      | 7 May 94                         |           |
| 3:40:57.9                       | Thierry Toutain     | FRA         | Héricourt   | 29 Sep 96                        |           |
| 3:35:27.2                       | 3:35:27.20          | Yohan Diniz | FRA         | Reims                            | 12 Mar 11 |

|  |                    |     |           |                                  |
|--|--------------------|-----|-----------|----------------------------------|
| <b>4 x 100 Metres Relay</b>  |                    |     |           | <b>37 ratified world records</b> |
| <i>y denotes time for 4 x 110 Yards Relay (402.34m) which was also ratified as a record for this event</i> |                    |     |           |                                  |
| 42.3   | Germany            | GER | Stockholm | 8 Jul 12                         |
| 42.2   | United States      | USA | Antwerpen | 22 Aug 20                        |
| 42.0   | Great Britain & NI | GBR | Colombes  | 12 Jul 24                        |
| 42.0   | Netherlands        | NED | Colombes  | 12 Jul 24                        |
| 41.0   | United States      | USA | Colombes  | 13 Jul 24                        |
| 41.0y  | Newark AC          | USA | Lincoln   | 4 Jul 27                         |

| MARK  | AUTO  | NAME                              | COUNTRY | VENUE            | DATE      |
|---|-------|-----------------------------------|---------|------------------|-----------|
| 41.0  |       | Eintracht Frankfurt               | GER     | Halle            | 10 Jun 28 |
| 41.0  |       | United States                     | USA     | Amsterdam        | 5 Aug 28  |
| 40.8  |       | Germany                           | GER     | Berlin           | 2 Sep 28  |
| 40.8  |       | SC Charlottenburg                 | GER     | Breslau          | 22 Jul 29 |
| 40.8y   |       | University of Southern California | USA     | Fresno           | 9 May 31  |
| 40.6  |       | Germany                           | GER     | Kassel           | 14 Jun 32 |
| 40.0  | 40.10 | United States                     | USA     | Los Angeles      | 7 Aug 32  |
| 39.8  |       | United States                     | USA     | Berlin           | 9 Aug 36  |
| 39.5  | 39.60 | United States                     | USA     | Melbourne        | 1 Dec 56  |
| 39.5  |       | Germany                           | FRG     | Köln             | 29 Aug 58 |
| 39.5  | 39.61 | Germany                           | FRG     | Roma             | 7 Sep 60  |
| 39.5  | 39.66 | Germany                           | FRG     | Roma             | 8 Sep 60  |
| 39.1  |       | United States                     | USA     | Moskva           | 15 Jul 61 |
| 39.0  | 39.06 | United States                     | USA     | Tokyo            | 21 Oct 64 |
| 38.6y   |       | University of Southern California | USA     | Provo            | 17 Jun 67 |
| 38.6  | 38.65 | Jamaica                           | JAM     | Ciudad de México | 19 Oct 68 |
| 38.3  | 38.39 | Jamaica                           | JAM     | Ciudad de México | 19 Oct 68 |
| 38.2  | 38.24 | United States                     | USA     | Ciudad de México | 20 Oct 68 |
| 38.2  | 38.19 | United States                     | USA     | München          | 10 Sep 72 |
| <i>Progression of automatically-timed records following the first such ratified mark, 38.19 USA as above:</i> |       |                                   |         |                  |           |
| 38.03   |       | United States                     | USA     | Düsseldorf       | 3 Sep 77  |
| 37.86   |       | United States                     | USA     | Helsinki         | 10 Aug 83 |
| 37.83   |       | United States                     | USA     | Los Angeles      | 11 Aug 84 |
| 37.79   |       | France                            | FRA     | Split            | 1 Sep 90  |
| 37.79   |       | Santa Monica Track Club           | USA     | Monaco           | 3 Aug 91  |
| 37.67   |       | United States 1                   | USA     | Zürich           | 7 Aug 91  |
| 37.50   |       | United States                     | USA     | Tokyo            | 1 Sep 91  |
| 37.40   |       | United States                     | USA     | Barcelona        | 8 Aug 92  |
| 37.40   |       | United States                     | USA     | Stuttgart        | 21 Aug 93 |
| 37.10   |       | Jamaica                           | JAM     | Beijing          | 22 Aug 08 |
| 37.04   |       | Jamaica                           | JAM     | Daegu            | 4 Sep 11  |
| 36.84   |       | Jamaica                           | JAM     | London           | 11 Aug 12 |

**4 x 200 Metres Relay****21 ratified world records***y denotes time for 4 x 220 Yards Relay which was also ratified as a record for this event*

|         |  |                                   |     |              |           |
|---------|--|-----------------------------------|-----|--------------|-----------|
| 1:36.0  |  | AIK Stockholm                     | SWE | Stockholm    | 13 Sep 08 |
| 1:27.8y |  | University of Pennsylvania        | USA | Philadelphia | 7 Jun 19  |
| 1:27.4y |  | New York AC                       | USA | Pasadena     | 5 Jul 21  |
| 1:25.8y |  | University of Southern California | USA | Los Angeles  | 14 May 27 |
| 1:25.0y |  | Palo Alto University              | USA | Fresno       | 15 May 37 |
| 1:24.4y |  | University of Southern California | USA | Fresno       | 14 May 49 |
| 1:24.0y |  | University of Southern California | USA | Los Angeles  | 20 May 49 |
| 1:24.0y |  | Abilene Christian College         | USA | Modesto      | 26 May 56 |
| 1:23.8y |  | United States                     | USA | Sydney       | 5 Dec 56  |
| 1:22.7y |  | University of Texas               | USA | Austin       | 5 Apr 57  |
| 1:22.6y |  | Abilene Christian College         | USA | Modesto      | 31 May 58 |
| 1:22.1y |  | San Jose State College            | USA | Fresno       | 13 May 67 |
| 1:21.7y |  | Texas A&M University              | USA | Des Moines   | 24 Apr 70 |
| 1:21.5  |  | Italy                             | ITA | Barletta     | 21 Jul 72 |
| 1:21.5  |  | University of Tennessee           | USA | Philadelphia | 24 Apr 76 |
| 1:21.4  |  | Arizona State University          | USA | Philadelphia | 30 Apr 77 |
| 1:20.3  |  | University of Southern California | USA | Tempe        | 27 May 78 |
| 1:19.38 |  | Santa Monica Track Club           | USA | Koblenz      | 23 Aug 89 |
| 1:19.11 |  | Santa Monica Track Club           | USA | Philadelphia | 25 Apr 92 |
| 1:18.68 |  | Santa Monica Track Club           | USA | Walnut       | 17 Apr 94 |
| 1:18.63 |  | Jamaica                           | JAM | Nassau       | 24 May 14 |

**4 x 400 Metres Relay****15 ratified world records***y denotes time for 4 x 440 Yards Relay which was also ratified as a record for this event*

|         |         |                      |     |             |           |
|---------|---------|----------------------|-----|-------------|-----------|
| 3:18.2y |         | Irish-American AC    | USA | New York    | 4 Sep 11  |
| 3:16.6  |         | United States        | USA | Stockholm   | 15 Jul 12 |
| 3:16.0  |         | United States        | USA | Colombes    | 13 Jul 24 |
| 3:14.2  |         | United States        | USA | Amsterdam   | 5 Aug 28  |
| 3:13.4y |         | United States        | USA | London      | 11 Aug 28 |
| 3:12.6y |         | Palo Alto University | USA | Fresno      | 8 May 31  |
| 3:08.2  |         | United States        | USA | Los Angeles | 7 Aug 32  |
| 3:03.9  | 3:04.04 | Jamaica              | JAM | Helsinki    | 27 Jul 52 |
| 3:02.2  | 3:02.37 | United States        | USA | Roma        | 8 Sep 60  |
| 3:00.7  |         | United States        | USA | Tokyo       | 21 Oct 64 |

| MARK    | NAME          | COUNTRY       | VENUE            | DATE      |
|---------|---------------|---------------|------------------|-----------|
| 2:59.6  | United States | USA           | Los Angeles      | 24 Jul 66 |
| 2:56.1  | 2:56.16       | United States | Ciudad de México | 20 Oct 68 |
| 2:56.16 | United States | USA           | Seoul            | 1 Oct 88  |
| 2:55.74 | United States | USA           | Barcelona        | 8 Aug 92  |
| 2:54.29 | United States | USA           | Stuttgart        | 22 Aug 93 |

**4 x 800 Metres Relay****15 ratified world records***y denotes time for 4 x 880 Yards Relay which was also ratified as a record for this event*

|         |                          |     |                |           |
|---------|--------------------------|-----|----------------|-----------|
| 7:41.4y | Boston AA                | USA | Philadelphia   | 6 Jul 26  |
| 7:35.8y | United States            | USA | London         | 15 Aug 36 |
| 7:34.5y | University of California | USA | Los Angeles    | 24 May 41 |
| 7:30.4  | Germany                  | GER | Braunschweig   | 23 Aug 41 |
| 7:29.0  | Sweden                   | SWE | Stockholm      | 13 Sep 46 |
| 7:28.0  | ÚDA Praha                | TCH | Stará Boleslav | 29 Jul 53 |
| 7:27.3y | Fordham University       | USA | Los Angeles    | 21 May 54 |
| 7:26.8  | Soviet Army Team         | URS | Kiyev          | 25 Jul 54 |
| 7:26.4  | ZSKA Moskva              | URS | Riga           | 1 Aug 55  |
| 7:15.8  | Belgium                  | BEL | Bruxelles      | 8 Aug 56  |
| 7:08.6  | FR of Germany            | FRG | Wiesbaden      | 13 Aug 66 |
| 7:08.1  | USSR                     | URS | Podolsk        | 13 Aug 78 |
| 7:03.89 | Great Britain & NI       | GBR | London         | 30 Aug 82 |
| 7:02.43 | Kenya                    | KEN | Bruxelles      | 25 Aug 06 |

**Distance Medley Relay (1200m / 400m / 800m / 1600m)**

one world record awaiting ratification

|         |                       |               |     |        |          |
|---------|-----------------------|---------------|-----|--------|----------|
| 9:15.50 | awaiting ratification | United States | USA | Nassau | 3 May 15 |
|---------|-----------------------|---------------|-----|--------|----------|

**4 x 1500 Metres Relay****20 ratified world records**

|          |                            |     |            |           |
|----------|----------------------------|-----|------------|-----------|
| 16:40.2  | IK Göta Stockholm          | SWE | Stockholm  | 12 Aug 19 |
| 16:37.0  | IF Linnéa Stockholm        | SWE | Norrköping | 2 Aug 25  |
| 16:26.2  | Turun Urheiluliitto Turku  | FIN | Stockholm  | 12 Jul 26 |
| 16:11.4  | Turun Urheiluliitto Turku  | FIN | Viipuri    | 17 Jul 26 |
| 15:55.6  | Great Britain & NI         | GBR | Köln       | 30 Aug 31 |
| 15:54.8  | Finland                    | FIN | Göteborg   | 17 Sep 39 |
| 15:42.0  | Brandkärens IK Stockholm   | SWE | Göteborg   | 3 Aug 41  |
| 15:38.6  | Malmö AI                   | SWE | Norrköping | 29 Jul 45 |
| 15:34.6  | Gefle IF                   | SWE | Karlstad   | 27 Jul 47 |
| 15:30.2  | Gefle IF                   | SWE | Gävle      | 3 Jul 49  |
| 15:29.2  | Hungary                    | HUN | Budapest   | 23 Sep 53 |
| 15:27.2  | Great Britain & NI         | GBR | London     | 23 Sep 53 |
| 15:21.2  | Honvéd Budapest            | HUN | Budapest   | 14 Jul 54 |
| 15:14.8  | Honvéd Budapest            | HUN | Budapest   | 29 Sep 55 |
| 15:11.4  | German Democratic Republic | GDR | Poznan     | 9 Aug 58  |
| 15:04.2  | France                     | FRA | Versailles | 28 Jun 61 |
| 14:58.0  | German Democratic Republic | GDR | Potsdam    | 23 Jul 63 |
| 14:49.0  | France                     | FRA | Saint Maur | 25 Jun 65 |
| 14:38.8  | FR of Germany              | FRG | Köln       | 17 Aug 77 |
| 14:36.23 | Kenya                      | KEN | Bruxelles  | 4 Sep 09  |
| 14:22.22 | Kenya                      | KEN | Nassau     | 25 May 14 |

**Road events – world bests and world records**

These were accepted by the IAAF as world bests from January 1, 2003 and world records from January 1, 2004. Listed is the progression of world bests prior to official acceptance and superior unrated marks thereafter. Indented are unrated marks or those set on uncertified or aided courses which do not fulfill the criteria specified in IAAF Rule 260.21.b (separation between start and finish points should not be more than 50% of race distance) or 260.21.c (the decrease in elevation should not be greater than one in a thousand). Records ratified by the IAAF are shown in bold. + denotes marks set en route to longer distances

**10 Kilometres****3 ratified world records**

|        |                   |                      |             |           |          |
|--------|-------------------|----------------------|-------------|-----------|----------|
| 29:57+ | Derek Clayton     | AUS                  | Fukuoka     | 3 Dec 67  |          |
| 30:07  | George Stewart    | USA                  | Tulsa       | 9 Oct 71  |          |
| 29:37  | Stanislav Hoffman | CZE                  | Praha       | 22 Sep 74 |          |
| 29:14  | Don Kardong       | USA                  | Atlanta     | 4 Jul 76  |          |
| 28:35  | Bill Rodgers      | USA                  | Birmingham  | 20 Nov 76 |          |
| 28:03  | Craig Virgin      | USA                  | Eugene      | 12 Mar 78 |          |
| 28:24  | Greg Meyer        | USA                  | Boston      | 23 Jun 79 |          |
| 28:00  | 27:59.3           | Matthews Motswarateu | RSA         | Purchase  | 4 Oct 80 |
| 27:55  | Mike Musyoki      | KEN                  | New Orleans | 5 Apr 81  |          |
| 27:49  | Mike Musyoki      | KEN                  | New Orleans | 4 Apr 82  |          |

| MARK         | NOTE           | NAME                      | COUNTRY    | VENUE           | DATE             |
|--------------|----------------|---------------------------|------------|-----------------|------------------|
| 27:43        |                | Zakariah Barie            | TAN        | Phoenix         | 3 Mar 84         |
| 27:23        | 27:22.6        | Mark Nenow                | USA        | New Orleans     | 1 Apr 84         |
| 27:41        |                | Arturo Barrios            | MEX        | Phoenix         | 1 Mar 86         |
| 27:40        |                | Addis Abebe               | ETH        | Jakarta         | 24 Jan 93        |
| 27:37        |                | Tendai Chimusasa          | ZIM        | Wurzburg        | 25 Apr 93        |
| 27:34        |                | William Sigei             | KEN        | Dongio          | 4 Apr 94         |
| 27:34        |                | Haile Gebrselassie        | ETH        | Dongio          | 4 Apr 94         |
| 27:24        |                | William Sigei             | KEN        | New Orleans     | 16 Apr 94        |
| 27:20        |                | Joseph Kimani             | KEN        | Cleveland       | 5 May 96         |
| 27:04        |                | Joseph Kimani             | KEN        | Atlanta         | 4 Jul 96         |
| 27:18        |                | Sammy Kipketer            | KEN        | Brunssum        | 8 Apr 01         |
| 27:11        | 27:10.3        | Sammy Kipketer            | KEN        | New Orleans     | 30 Mar 02        |
| <b>27:02</b> |                | <b>Haile Gebrselassie</b> | <b>ETH</b> | <b>Doha</b>     | <b>11 Dec 02</b> |
| 26:54        |                | Eliud Kipchoge            | KEN        | Madrid          | 31 Dec 06        |
| 26:54        |                | Zersenay Tadese           | ERI        | Madrid          | 31 Dec 06        |
| <b>27:01</b> | <b>27:00.5</b> | <b>Micah Kogo</b>         | <b>KEN</b> | <b>Brunssum</b> | <b>29 Mar 09</b> |
| <b>26:44</b> | <b>26:43.7</b> | <b>Leonard Komon</b>      | <b>KEN</b> | <b>Utrecht</b>  | <b>26 Sep 10</b> |

**15 Kilometres****3 ratified world records**

|               |                |                      |            |                        |                  |
|---------------|----------------|----------------------|------------|------------------------|------------------|
| 46:05         |                | Pete McArdle         | USA        | Santa Monica           | 1 Sep 58         |
| 45:12         |                | Alex Breckenridge    | USA        | Atlantic City          | 25 Oct 59        |
| 44:57+        |                | Derek Clayton        | AUS        | Fukuoka                | 3 Dec 67         |
| 43:46         | 43:45.2        | Jürgen Haase         | GDR        | Sachsenhausen          | 21 Apr 74        |
| 43:41         |                | Ric Rojas            | USA        | Minneapolis            | 16 Sep 78        |
| 43:41         |                | Greg Meyer           | USA        | Tampa                  | 9 Feb 80         |
| 43:12         |                | Ric Rojas            | USA        | Tampa                  | 7 Feb 81         |
| 43:09         |                | Mike Musyoki         | KEN        | Tampa                  | 6 Feb 82         |
| 42:47         |                | Rob de Castella      | AUS        | Tampa                  | 5 Feb 83         |
| 42:28         |                | Mike Musyoki         | KEN        | Portland               | 26 Jun 83        |
| 42:12         |                | Paul Tergat          | KEN        | La Courneuve           | 29 May 94        |
| 42:04+        |                | Paul Tergat          | KEN        | Milano                 | 4 Apr 98         |
| <b>41:29</b>  | <b>41:28.8</b> | <b>Felix Limo</b>    | <b>KEN</b> | <b>Nijmegen</b>        | <b>11 Nov 01</b> |
| 41:22+        |                | Haile Gebrselassie   | ETH        | Tilburg                | 4 Sep 05         |
| 41:29+        |                | Samuel Wanjiru       | KEN        | R'as Al Khaimah        | 9 Feb 07         |
| <b>41:29+</b> |                | <b>Deriba Merga</b>  | <b>ETH</b> | <b>R'as Al Khaimah</b> | <b>20 Feb 09</b> |
| <b>41:13</b>  | <b>41:12.5</b> | <b>Leonard Komon</b> | <b>KEN</b> | <b>Nijmegen</b>        | <b>21 Nov 10</b> |

**20 Kilometres****3 ratified world records**

|               |         |                           |            |               |                  |
|---------------|---------|---------------------------|------------|---------------|------------------|
| 62:30         |         | Sergey Popov              | URS        | Stockholm     | 24 Aug 58        |
| 64:09         |         | John Kelley               | USA        | Needham       | 4 Jul 59         |
| 60:58         |         | Abebe Bikila              | ETH        | Tokyo         | 21 Oct 64        |
| 59:59         |         | Derek Clayton             | AUS        | Fukuoka       | 3 Dec 67         |
| 63:43         |         | Pete McArdle              | USA        | Needham       | 4 Jul 61         |
| 60:55         |         | Takayuki Nakao            | JPN        | Nagoya        | 21 Mar 62        |
| 59:46         |         | Seiichiro Sasaki          | JPN        | Fukuchiyama   | 3 Mar 68         |
| 58:57         |         | Seiichiro Sasaki          | JPN        | Kashima       | 23 Feb 69        |
| 58:08         | 58:07.1 | Toshihiko Seko            | JPN        | Fuchu         | 18 Nov 79        |
| 57:49         | 57:48.5 | Toshihiko Seko            | JPN        | Fuchu         | 23 Nov 80        |
| 57:03+        |         | Shem Kororia              | KEN        | Kosice        | 4 Oct 97         |
| 57:03+        |         | Kenneth Cheruiyot         | KEN        | Kosice        | 4 Oct 97         |
| <b>56:18+</b> |         | <b>Paul Tergat</b>        | <b>KEN</b> | <b>Milano</b> | <b>4 Apr 98</b>  |
| 56:18+        |         | Samuel Wanjiru            | KEN        | Rotterdam     | 11 Sep 05        |
| <b>55:48+</b> |         | <b>Haile Gebrselassie</b> | <b>ETH</b> | <b>Tempe</b>  | <b>15 Jan 06</b> |
| 55:31+        |         | Samuel Wanjiru            | KEN        | Den Haag      | 17 Mar 07        |
| <b>55:21+</b> |         | <b>Zersenay Tadese</b>    | <b>ERI</b> | <b>Lisboa</b> | <b>21 Mar 10</b> |

**Half Marathon****5 ratified world records**

|        |         |                         |     |                    |           |
|--------|---------|-------------------------|-----|--------------------|-----------|
| 65:44  |         | Ron Hill                | GBR | Freckleton         | 19 Jun 65 |
| 65:42  |         | Pete Ravald             | GBR | Freckleton         | 18 Jun 66 |
| 64:28+ |         | Abebe Bikila            | ETH | Tokyo              | 21 Oct 64 |
| 63:22+ |         | Derek Clayton           | AUS | Fukuoka            | 3 Dec 67  |
| 64:45  |         | Ron Hill                | GBR | Freckleton         | 21 Jun 69 |
| 63:53  |         | Derek Graham            | GBR | Belfast            | 2 May 07  |
| 63:46  |         | Juan Rafael Angel Perez | CRC | Coamo              | 8 Feb 76  |
| 63:46  |         | José Reveyn             | BEL | Den Haag           | 27 Mar 76 |
| 62:57  | 62:56.3 | Miruts Yifter           | ETH | Coamo              | 6 Feb 77  |
| 62:47  |         | Tony Simmons            | GBR | Welwyn Garden City | 24 Jun 78 |
| 62:36  |         | Nick Rose               | GBR | Dayton             | 14 Oct 79 |
| 62:32  |         | Kirk Pfeffer            | USA | Las Vegas          | 7 Dec 79  |
| 62:16  |         | Stan Mavis              | USA | New Orleans        | 27 Jan 80 |



| MARK         | NOTE | NAME                      | COUNTRY    | VENUE            | DATE             |
|--------------|------|---------------------------|------------|------------------|------------------|
| 61:47        |      | Herb Lindsay              | USA        | Manchester, VT   | 20 Sep 81        |
| 61:36        |      | Mike Musyoki              | KEN        | Philadelphia     | 19 Sep 82        |
| 61:32        |      | Paul Cummings             | USA        | Dayton           | 25 Sep 83        |
| 61:14        |      | Steve Jones               | GBR        | Birmingham       | 11 Aug 85        |
| 60:55        |      | Mark Curp                 | USA        | Philadelphia     | 15 Sep 85        |
| 60:43        |      | Mike Musyoki              | KEN        | South Shields    | 8 Jun 86         |
| 60:10        |      | Matthews Temane           | RSA        | East London      | 25 Jul 87        |
| 60:06        |      | Steve Moneghetti          | AUS        | Tokyo            | 24 Jan 93        |
| 59:47        |      | Moses Tanui               | KEN        | Milano           | 3 Apr 93         |
| 59:43        |      | Antonio Pinto             | POR        | Lisboa           | 15 Mar 98        |
| <b>59:17</b> |      | <b>Paul Tergat</b>        | <b>KEN</b> | <b>Milano</b>    | <b>4 Apr 98</b>  |
| 59:06        |      | Paul Tergat               | KEN        | Lisboa           | 26 Mar 00        |
| <b>59:16</b> |      | <b>Samuel Wanjiru</b>     | <b>KEN</b> | <b>Rotterdam</b> | <b>11 Sep 05</b> |
| 59:05        |      | Zersenay Tadese           | ERI        | South Shields    | 18 Sep 05        |
| <b>58:55</b> |      | <b>Haile Gebrselassie</b> | <b>ETH</b> | <b>Tempe</b>     | <b>15 Jan 06</b> |
| 58:53        |      | Samuel Wanjiru            | KEN        | R'as Al Khaimah  | 9 Feb 07         |
| <b>58:33</b> |      | <b>Samuel Wanjiru</b>     | <b>KEN</b> | <b>Den Haag</b>  | <b>17 Mar 07</b> |
| <b>58:23</b> |      | <b>Zersenay Tadese</b>    | <b>ERI</b> | <b>Lisboa</b>    | <b>21 Mar 10</b> |

**25 Kilometres****4 ratified world records**

|                |           |                       |            |                 |                 |
|----------------|-----------|-----------------------|------------|-----------------|-----------------|
| 1:20.53,2      |           | Evert Heinström       | FIN        | Stockholm       | 12 Oct 47       |
| 1:19:35+       |           | Jim Peters            | GBR        | Turku           | 4 Oct 53        |
| 1:20:14        | 1:20:13.8 | Antti Viskari         | FIN        | Helsinki        | 19 May 55       |
| 1:19:14        | 1:19:13.8 | Eino Oksanen          | FIN        | Helsinki        | 25 Sep 55       |
| 1:18:23+       |           | Sergey Popov          | URS        | Stockholm       | 24 Aug 58       |
| 1:16:40+       |           | Abebe Bikila          | ETH        | Tokyo           | 21 Oct 64       |
| 1:18:33        | 1:18:32.4 | Antti Viskari         | FIN        | Helsinki        | 31 May 56       |
| 1:18:32        | 1:18:32.0 | Eino Oksanen          | FIN        | Helsinki        | 30 Sep 56       |
| 1:17:53        | 1:17:52.2 | Eino Oksanen          | FIN        | Helsinki        | 29 Sep 57       |
| 1:15:11+       |           | Derek Clayton         | AUS        | Fukuoka         | 3 Dec 67        |
| 1:17:50        |           | Mikko Ala-Lappilampi  | FIN        | Helsinki        | 15 Sep 68       |
| 1:16:24        | 1:16:23.6 | Lasse Virén           | FIN        | Helsinki        | 9 May 71        |
| 1:15:09        | 1:15:08.8 | Seppo Tuominen        | FIN        | Helsinki        | 7 May 72        |
| 1:13:52        |           | Seppo Nikkari         | FIN        | Vantaa          | 12 Nov 72       |
| <b>1:13:14</b> |           | <b>Rodgers Rop</b>    | <b>KEN</b> | <b>Berlin</b>   | <b>6 May 01</b> |
| <b>1:12:45</b> |           | <b>Paul Kosgei</b>    | <b>KEN</b> | <b>Berlin</b>   | <b>9 May 04</b> |
| 1:11:37        |           | Haile Gebrselassie    | ETH        | Alphen den Rijn | 11 Mar 06       |
| <b>1:11:50</b> |           | <b>Samuel Kosgei</b>  | <b>KEN</b> | <b>Berlin</b>   | <b>9 May 10</b> |
| <b>1:11:18</b> |           | <b>Dennis Kimetto</b> | <b>KEN</b> | <b>Berlin</b>   | <b>6 May 12</b> |

**30 Kilometres****7 ratified world records**

|                 |           |                           |            |                 |                  |
|-----------------|-----------|---------------------------|------------|-----------------|------------------|
| 1:37:01+        |           | Jim Peters                | GBR        | Turku           | 4 Oct 53         |
| 1:32:59         | 1:32:58.8 | Sergey Popov              | URS        | Moskva          | 15 Jun 58        |
| 1:32:50+        |           | Abebe Bikila              | ETH        | Tokyo           | 21 Oct 64        |
| 1:31:52         | 1:31:26.8 | Toru Terasawa             | JPN        | Kumamoto        | 7 Mar 65         |
| 1:30:32+        |           | Derek Clayton             | AUS        | Fukuoka         | 3 Dec 67         |
| 1:30:32+        |           | Seiichiro Sasaki          | JPN        | Fukuoka         | 3 Dec 67         |
| 1:31:33         |           | Mitsuo Ui                 | JPN        | Ome             | 25 Feb 68        |
| 1:31:27         | 1:31:22.0 | Akio Usami                | JPN        | Kumamoto        | 28 Feb 71        |
| 1:31:22         |           | Kunimitsu Ito             | JPN        | Kumamoto        | 23 Feb 75        |
| 1:30:21         | 1:30:20.8 | Toshiaki Kamata           | JPN        | Kumamoto        | 24 Feb 76        |
| 1:29:12         |           | Kunimitsu Ito             | JPN        | Kumamoto        | 24 Feb 80        |
| 1:28:46         |           | Kazuya Nishimoto          | JPN        | Kumamoto        | 24 Feb 85        |
| <b>1:28:36</b>  |           | <b>Takayuki Matsumiya</b> | <b>JPN</b> | <b>Kumamoto</b> | <b>16 Feb 03</b> |
| <b>1:28:00</b>  |           | <b>Takayuki Matsumiya</b> | <b>JPN</b> | <b>Kumamoto</b> | <b>27 Feb 05</b> |
| <b>1:27:49+</b> |           | <b>Haile Gebrselassie</b> | <b>ETH</b> | <b>Berlin</b>   | <b>20 Sep 09</b> |
| 1:27:37+        |           | Peter Kirui               | KEN        | Berlin          | 25 Sep 11        |
| <b>1:27:38+</b> |           | <b>Patrick Makau</b>      | <b>KEN</b> | <b>Berlin</b>   | <b>25 Sep 11</b> |
| 1:27:36+        |           | Wilfred Kirwa Kigen       | KEN        | Berlin          | 28 Sep 14        |
| <b>1:27:37+</b> |           | <b>Emmanuel Mutai</b>     | <b>KEN</b> | <b>Berlin</b>   | <b>28 Sep 14</b> |
| <b>1:27:13+</b> |           | <b>Stanley Biwott</b>     | <b>KEN</b> | <b>London</b>   | <b>24 Apr 16</b> |
| <b>1:27:13+</b> |           | <b>Eliud Kipchoge</b>     | <b>KEN</b> | <b>London</b>   | <b>24 Apr 16</b> |

**Marathon****6 ratified world records**

|           |  |                 |     |           |           |
|-----------|--|-----------------|-----|-----------|-----------|
| 2:55:18.4 |  | John Hayes      | USA | London    | 24 Jul 08 |
| 2:52:45.4 |  | Robert Fowler   | USA | Yonkers   | 1 Jan 09  |
| 2:46:52.8 |  | James Clark     | USA | New York  | 12 Feb 09 |
| 2:42:31.0 |  | Henry Barrett   | GBR | London    | 8 May 09  |
| 2:40:34.2 |  | Thure Johansson | SWE | Stockholm | 31 Aug 09 |

| MARK                        | NAME                      | COUNTRY    | VENUE         | DATE             |
|-----------------------------|---------------------------|------------|---------------|------------------|
| 2:38:16.2+                  | Harry Green               | GBR        | London        | 12 May 13        |
| 2:36:06.6                   | Alexis Ahlgren            | SWE        | London        | 31 May 13        |
| 2:32:35.8                   | Hannes Kolehmainen        | FIN        | Antwerpen     | 22 Aug 20        |
| 2:29:01.8                   | Albert Michelsen          | USA        | Port Chester  | 12 Oct 25        |
| 2:27:49.0                   | Fusashige Suzuki          | JPN        | Tokyo         | 31 Mar 35        |
| 2:26:44.0                   | Yasuo Ikenaka             | JPN        | Tokyo         | 3 Apr 35         |
| 2:26:42.                    | Kitei Son/Sohn Kee Chung  | JPN/KOR    | Tokyo         | 3 Nov 35         |
| 2:25:39.                    | Yun Bok Suh               | KOR        | Boston        | 19 Apr 47        |
| 2:20:42.2                   | Jim Peters                | GBR        | Chiswick      | 14 Jun 52        |
| 2:18:40.4                   | Jim Peters                | GBR        | Chiswick      | 13 Jun 53        |
| 2:18:34.8                   | Jim Peters                | GBR        | Turku         | 4 Oct 53         |
| 2:17:39.4                   | Jim Peters                | GBR        | Chiswick      | 26 Jun 54        |
| 2:15:17.0                   | Sergey Popov              | URS        | Stockholm     | 24 Aug 58        |
| 2:15:16.2                   | Abebe Bikila              | ETH        | Roma          | 10 Sep 60        |
| 2:15:15.8                   | Toru Terasawa             | JPN        | Beppu         | 17 Feb 63        |
| 2:14:28.                    | Buddy Edelen              | USA        | Chiswick      | 15 Jun 63        |
| 2:13:55.                    | Basil Heatley             | GBR        | Chiswick      | 13 Jun 64        |
| 2:12:11.2                   | Abebe Bikila              | ETH        | Tokyo         | 21 Oct 64        |
| 2:12:00.                    | Morio Shigematsu          | JPN        | Chiswick      | 12 Jun 65        |
| 2:09:36.4                   | Derek Clayton             | AUS        | Fukuoka       | 3 Dec 67         |
| 2:08:33.6                   | Derek Clayton             | AUS        | Antwerpen     | 30 May 69        |
| 2:08:18.                    | Rob de Castella           | AUS        | Fukuoka       | 6 Dec 81         |
| 2:08:05.                    | Steve Jones               | GBR        | Chicago       | 21 Oct 84        |
| 2:07:12.                    | Carlos Lopes              | POR        | Rotterdam     | 20 Apr 85        |
| 2:06:50.                    | Belayneh Dinsamo          | ETH        | Rotterdam     | 17 Apr 88        |
| 2:06:05.                    | Ronaldo da Costa          | BRA        | Berlin        | 20 Sep 98        |
| 2:05:42.                    | Khalid Khannouchi         | MAR        | Chicago       | 24 Oct 99        |
| <b>2:05:38</b> .. 2:05:37.8 | <b>Khalid Khannouchi</b>  | <b>USA</b> | <b>London</b> | <b>14 Apr 02</b> |
| <b>2:04:55</b>              | <b>Paul Tergat</b>        | <b>KEN</b> | <b>Berlin</b> | <b>28 Sep 03</b> |
| <b>2:04:26</b>              | <b>Haile Gebrselassie</b> | <b>ETH</b> | <b>Berlin</b> | <b>30 Sep 07</b> |
| <b>2:03:59</b> .. 2:03:58.2 | <b>Haile Gebrselassie</b> | <b>ETH</b> | <b>Berlin</b> | <b>28 Sep 08</b> |
| 2:03:02.                    | Geoffrey Mutai            | KEN        | Boston        | 18 Apr 11        |
| <b>2:03:38</b>              | <b>Patrick Makau</b>      | <b>KEN</b> | <b>Berlin</b> | <b>25 Sep 11</b> |
| <b>2:03:23</b> .. 2:03:22.2 | <b>Wilson Kipsang</b>     | <b>KEN</b> | <b>Berlin</b> | <b>29 Sep 13</b> |
| <b>2:02:57</b> .. 2:02:56.4 | <b>Dennis Kimetto</b>     | <b>KEN</b> | <b>Berlin</b> | <b>28 Sep 14</b> |

**20 Kilometres Road Walk****4 ratified world records**

|          |                      |     |                 |           |
|----------|----------------------|-----|-----------------|-----------|
| 1:38:43. | Hermann Müller       | GER | Berlin          | 4 Oct 11  |
| 1:37:57. | Emile Anthoine       | FRA | Paris           | 13 Jul 13 |
| 1:34:15. | Václav Balšán        | TCH | Cesky Brod      | 13 Aug 33 |
| 1:33:25. | Fritz Bleiweiss      | GER | Fürstenwalde    | 7 Jun 36  |
| 1:32:12. | John Mikaelsson      | SWE | Malmö           | 30 May 37 |
| 1:31:44. | John Mikaelsson      | SWE | Stockholm       | 10 Jun 46 |
| 1:31:21. | Josef Doležal        | TCH | Praha           | 5 Jun 55  |
| 1:30:36. | Vladimir Golubnichiy | URS | Kiyev           | 23 Sep 55 |
| 1:30:00. | Josef Doležal        | TCH | Praha           | 25 Jul 56 |
| 1:28:39. | Vladimir Guk         | URS | Kiyev           | 13 Apr 57 |
| 1:27:29. | Leonid Spirin        | URS | Moskva          | 7 Jul 57  |
| 1:27:04. | Vladimir Golubnichiy | URS | Moskva          | 5 Jul 59  |
| 1:25:58. | Anatoliy Vedyakov    | URS | Moskva          | 6 Sep 59  |
| 1:25:22. | Gennadiy Agapov      | URS | Leningrad       | 21 Jul 68 |
| 1:25:19. | Gennadiy Agapov      | URS | East Berlin     | 7 May 72  |
| 1:24:50. | Paul Nihill          | GBR | Douglas         | 30 Jul 72 |
| 1:23:40. | Daniel Bautista      | MEX | Bydgoszcz       | 30 May 76 |
| 1:23:30. | Anatoliy Solomin     | URS | Vilnius         | 19 Jul 78 |
| 1:23:12. | Roland Wieser        | GDR | Praha           | 30 Aug 78 |
| 1:22:19. | Vadim Tsvetkov       | URS | Klaipeda        | 13 May 79 |
| 1:22:16. | Daniel Bautista      | MEX | Valencia        | 19 May 79 |
| 1:21:04. | Daniel Bautista      | MEX | Vretstorp       | 9 Jun 79  |
| 1:21:01. | Reima Salonen        | FIN | Raisio          | 9 Sep 79  |
| 1:21:00. | Daniel Bautista      | MEX | Jalapa          | 30 Mar 80 |
| 1:19:35. | Domingo Colin        | MEX | Cherkassy       | 27 Apr 80 |
| 1:19:30. | Josef Pribilinec     | TCH | Bergen          | 24 Sep 83 |
| 1:19:24. | Carlos Mercenario    | MEX | New York        | 3 May 87  |
| 1:19:12. | Axel Noack           | GDR | Karl-Marx-Stadt | 21 Jun 87 |
| 1:19:08. | Mikhail Shchennikov  | URS | Kiyev           | 30 Jul 88 |
| 1:18:54. | Yevgeniy Misyulya    | URS | Sochi           | 19 Feb 89 |
| 1:18:20. | Andrey Perlov        | URS | Moskva          | 26 May 90 |
| 1:18:13. | Pavol Blazek         | TCH | Hildesheim      | 16 Sep 90 |

| MARK           | NOTE | NAME                     | COUNTRY    | VENUE                    | DATE             |
|----------------|------|--------------------------|------------|--------------------------|------------------|
| 1:17:46        |      | Julio Martínez           | GUA        | Eisenhüttenstadt         | 8 May 99         |
| 1:17:46        |      | Roman Rasskazov          | RUS        | Moskva                   | 19 May 00        |
| 1:17:22        |      | Francisco Fernández      | ESP        | Turku                    | 28 Apr 02        |
| <b>1:17:21</b> |      | <b>Jefferson Pérez</b>   | <b>ECU</b> | <b>Paris (St. Denis)</b> | <b>23 Aug 03</b> |
| <b>1:17:16</b> |      | <b>Vladimir Kanaykin</b> | <b>RUS</b> | <b>Saransk</b>           | <b>29 Sep 07</b> |
| 1:16:43        |      | Sergey Morozov           | RUS        | Saransk                  | 8 Jun 08         |
| <b>1:17:02</b> |      | <b>Yohann Diniz</b>      | <b>FRA</b> | <b>Arles</b>             | <b>8 Mar 15</b>  |
| <b>1:16:36</b> |      | <b>Yusuke Suzuki</b>     | <b>JPN</b> | <b>Nomi</b>              | <b>15 Mar 15</b> |

**50 Kilometres Road Walk****5 ratified world records**

|                  |  |                            |            |                            |                  |
|------------------|--|----------------------------|------------|----------------------------|------------------|
| 4:40:15          |  | Hermann Müller             | GER        | München                    | 7 Sep 21         |
| 4:36:22          |  | Karl Hähnel                | GER        | Berlin                     | 20 Sep 24        |
| <b>4:34:03.0</b> |  | <b>Paul Sievert</b>        | <b>GER</b> | <b>München</b>             | <b>5 Oct 24</b>  |
| 4:30:22          |  | Romano Vecchiatti          | ITA        | Roma                       | 16 Sep 28        |
| 4:26:41          |  | Edgar Bruun                | NOR        | Oslo                       | 28 Jun 36        |
| 4:24:47          |  | Viggo Invorsen             | DEN        | Odense                     | 17 Aug 41        |
| 4:23:40          |  | Josef Doležal              | TCH        | Podebrady                  | 4 Aug 46         |
| 4:23:14          |  | Josef Doležal              | TCH        | Podebrady                  | 24 Aug 52        |
| 4:20:30          |  | Vladimir Ukhov             | URS        | Leningrad                  | 29 Aug 52        |
| 4:16:06          |  | Josef Doležal              | TCH        | Podebrady                  | 12 Sep 54        |
| 4:07:29          |  | Anatoliy Yegorov           | URS        | Tbilisi                    | 17 Nov 55        |
| 4:05:13          |  | Grigoriy Klimov            | URS        | Moskva                     | 10 Aug 56        |
| 4:03:53          |  | Anatoliy Vedyakov          | URS        | Moskva                     | 13 Aug 59        |
| 4:03:02          |  | Abdon Pamich               | ITA        | Ponte San Pietro           | 16 Oct 60        |
| 4:01:39          |  | Grigoriy Klimov            | URS        | Leningrad                  | 17 Aug 61        |
| 4:00:50          |  | Mikhail Lavrov             | URS        | Kazan                      | 5 Sep 61         |
| 3:55:36          |  | Gennadiy Agapov            | URS        | Alma-Ata                   | 17 Oct 65        |
| 3:52:45          |  | Bernd Kannenberg           | GER        | Bremen                     | 27 May 72        |
| 3:45:52          |  | Raúl González              | MEX        | Mixhuca                    | 23 Apr 78        |
| 3:41:20          |  | Raúl González              | MEX        | Podebrady                  | 11 Jun 78        |
| 3:40:46          |  | José Marín                 | ESP        | Valencia                   | 13 Mar 83        |
| 3:38:31          |  | Ronald Weigel              | GDR        | East Berlin                | 20 Jul 84        |
| 3:38:17          |  | Ronald Weigel              | GDR        | Potsdam                    | 25 May 86        |
| 3:37:41          |  | Andrey Perlov              | URS        | Leningrad                  | 5 Aug 89         |
| 3:37:26          |  | Valeriy Spitsyn            | RUS        | Moskva                     | 21 May 00        |
| 3:36:39          |  | Robert Korzeniowski        | POL        | München                    | 8 Aug 02         |
| <b>3:36:03</b>   |  | <b>Robert Korzeniowski</b> | <b>POL</b> | <b>Paris (Saint-Denis)</b> | <b>27 Aug 03</b> |
| 3:35:29          |  | Denis Nizhegorodov         | RUS        | Cheboksary                 | 14 Jun 04        |
| <b>3:35:47</b>   |  | <b>Nathan Deakes</b>       | <b>AUS</b> | <b>Geelong</b>             | <b>2 Dec 06</b>  |
| <b>3:34:14</b>   |  | <b>Denis Nizhegorodov</b>  | <b>RUS</b> | <b>Cheboksary</b>          | <b>11 May 08</b> |
| <b>3:32:33</b>   |  | <b>Yohann Diniz</b>        | <b>FRA</b> | <b>Zürich</b>              | <b>15 Aug 14</b> |

**Additional road race running events****100 Kilometres****1 ratified world record**

|                |  |                        |            |                |                  |
|----------------|--|------------------------|------------|----------------|------------------|
| <b>6:13:33</b> |  | <b>Takahiro Sunada</b> | <b>JPN</b> | <b>Yubetsu</b> | <b>21 Jun 98</b> |
|----------------|--|------------------------|------------|----------------|------------------|

**Road Relay (Stages of 5Km, 10Km, 5Km, 10Km, 5Km, 7.195Km)****2 ratified world records**

|                |  |                |            |                 |                  |
|----------------|--|----------------|------------|-----------------|------------------|
| <b>1:57:56</b> |  | <b>Morocco</b> | <b>MAR</b> | <b>Litohoro</b> | <b>17 Apr 94</b> |
| <b>1:57:06</b> |  | <b>Kenya</b>   | <b>KEN</b> | <b>Chiba</b>    | <b>23 Nov 05</b> |



## BEST THREE BY YEAR 1965-2016

These listings show the top three performers in championship events, the Mile and the 3000m each year for the past 52 years. Up to 1977 for sprints, electrically and hand-timed marks have been mixed using the then accepted adjustments of 0.24 for 100/200m and 0.14 for 400m. So for example, Koné's 10.21 is ranked above 10.0 hand in 1967. Times for 120 yard, 440 yard and 880 yard races have been amended respectively by margins of 0.03, -0.26 and -0.6 in order to allow meaningful comparisons with their metric equivalents. Times which have been adjusted in this manner are asterisked. For the jumps and shot put, indoor marks are shown.

| YEAR              | FIRST            |     | SECOND |                    | THIRD |                 |                              |
|-------------------|------------------|-----|--------|--------------------|-------|-----------------|------------------------------|
| <b>100 Metres</b> |                  |     |        |                    |       |                 |                              |
| 1965              | Chen Chiachuan   | CHN | 10.0   | Darel Newman       | USA   | 10.26           | Four men 10.1                |
| 1966              | Tommie Smith     | USA | 10.1   |                    |       |                 | 16 men 10.2                  |
|                   | Hideo Iijima     | JPN | 10.1   |                    |       |                 |                              |
| 1967              | Gassou Koné      | CIV | 10.21  | Four men           |       | 10.0 (or 10.24) |                              |
| 1968              | Jim Hines        | USA | 9.95   | Charlie Greene     | USA   | 10.02           | Lennox Miller JAM 10.04      |
| 1969              | Hermes Ramirez   | CUB | 10.0   |                    |       |                 | Nine men 10.1                |
|                   | Valeriy Borzov   | URS | 10.0   |                    |       |                 |                              |
| 1970              | Gert Metz        | FRG | 10.0   | Eight men          |       | 10.1            |                              |
| 1971              | Lennox Miller    | JAM | 10.19  | Four men           |       | 10.0            |                              |
| 1972              | Valeriy Borzov   | URS | 10.07  | Robert Taylor      | USA   | 10.16           | Hasely Crawford TRI 10.18    |
| 1973              | Steve Williams   | USA | 10.15  | Silvio Leonard     | CUB   | 10.24           | Siegfried Schenke GDR 10.26  |
| 1974              | Steve Williams   | USA | 9.9    | Steve Riddick      | USA   | 10.20           | Reggie Jones USA 10.23       |
| 1975              | Steve Riddick    | USA | 10.05  | Steve Williams     | USA   | 10.08           | Silvio Leonard CUB 10.15     |
| 1976              | Hasely Crawford  | TRI | 10.06  | Don Quarrie        | JAM   | 10.07           | Harvey Glance USA 10.11      |
| 1977              | Silvio Leonard   | CUB | 9.98   | Don Quarrie        | JAM   | 10.12           |                              |
|                   |                  |     |        | Eugen Ray          | GDR   | 10.12           |                              |
| 1978              | Clancy Edwards   | USA | 10.07  |                    |       |                 |                              |
|                   | Eddie Hart       | USA | 10.07  |                    |       |                 |                              |
|                   | Steve Williams   | USA | 10.07  |                    |       |                 |                              |
| 1979              | Pietro Mennea    | ITA | 10.01  | James Sanford      | USA   | 10.07           |                              |
|                   |                  |     |        | Mike Roberson      | USA   | 10.07           |                              |
| 1980              | James Sanford    | USA | 10.02  | Stanley Floyd      | USA   | 10.07           | Allan Wells GBR 10.11        |
| 1981              | Carl Lewis       | USA | 10.00  | Mel Lattany        | USA   | 10.04           | James Sanford USA 10.05      |
| 1982              | Carl Lewis       | USA | 10.00  | Stanley Floyd      | USA   | 10.03           | Calvin Smith USA 10.05       |
| 1983              | Calvin Smith     | USA | 9.93   | Carl Lewis         | USA   | 9.97            | Mel Lattany USA 10.03        |
| 1984              | Mel Lattany      | USA | 9.96   | Carl Lewis         | USA   | 9.99            | Marian Woronin POL 10.00     |
| 1985              | Carl Lewis       | USA | 9.98   | Ben Johnson        | CAN   | 10.00           | Harvey Glance USA 10.05      |
| 1986              | Ben Johnson      | CAN | 9.95   | Chidi Imo          | NGR   | 10.00           | Robson da Silva BRA 10.02    |
| 1987              | Carl Lewis       | USA | 9.93   | Linford Christie   | GBR   | 10.03           | Mark Witherspoon USA 10.04   |
| 1988              | Carl Lewis       | USA | 9.92   | Calvin Smith       | USA   | 9.97            |                              |
|                   |                  |     |        | Linford Christie   | GBR   | 9.97            |                              |
| 1989              | Leroy Burrell    | USA | 9.94   | Ray Stewart        | JAM   | 9.97            | Frankie Fredericks NAM 10.02 |
| 1990              | Leroy Burrell    | USA | 9.96   | Linford Christie   | GBR   | 10.02           |                              |
|                   |                  |     |        | Daniel Sangouma    | FRA   | 10.02           |                              |
| 1991              | Carl Lewis       | USA | 9.86   | Leroy Burrell      | USA   | 9.88            | Dennis Mitchell USA 9.91     |
| 1992              | Mike Marsh       | USA | 9.93   | Davidson Ezinwa    | NGR   | 9.96            |                              |
|                   |                  |     |        | Linford Christie   | GBR   | 9.96            |                              |
| 1993              | Linford Christie | GBR | 9.87   | Andre Cason        | USA   | 9.92            | Daniel Effiong NGR 9.98      |
| 1994              | Leroy Burrell    | USA | 9.85   | Linford Christie   | GBR   | 9.91            | Davidson Ezinwa NGR 9.94     |
|                   |                  |     |        | Dennis Mitchell    | USA   | 9.94            |                              |
| 1995              | Donovan Bailey   | CAN | 9.91   | Bruny Surin        | CAN   | 9.97            |                              |
|                   |                  |     |        | Linford Christie   | GBR   | 9.97            |                              |
| 1996              | Donovan Bailey   | CAN | 9.84   | Frankie Fredericks | NAM   | 9.86            | Ato Boldon TRI 9.90          |
| 1997              | Maurice Greene   | USA | 9.86   | Ato Boldon         | TRI   | 9.87            | Frankie Fredericks NAM 9.90  |
| 1998              | Ato Boldon       | TRI | 9.86   | Obadele Thompson   | BAR   | 9.87            | Bruny Surin CAN 9.89         |
| 1999              | Maurice Greene   | USA | 9.79   | Bruny Surin        | CAN   | 9.84            | Ato Boldon TRI 9.86          |
| 2000              | Maurice Greene   | USA | 9.86   | Ato Boldon         | TRI   | 9.95            | Jon Drummond USA 9.96        |
| 2001              | Maurice Greene   | USA | 9.82   | Ato Boldon         | TRI   | 9.88            | Bernard Williams USA 9.94    |
| 2002              | Maurice Greene   | USA | 9.89   | Frankie Fredericks | NAM   | 9.94            |                              |
|                   |                  |     |        | Shawn Crawford     | USA   | 9.94            |                              |
| 2003              | Patrick Johnson  | AUS | 9.93   | Maurice Greene     | USA   | 9.94            | Deji Aliu NGR 9.95           |
| 2004              | Justin Gatlin    | USA | 9.85   | Francis Obikwelu   | POR   | 9.86            | Maurice Greene USA 9.87      |
|                   |                  |     |        |                    |       |                 | Asafa Powell JAM 9.87        |
| 2005              | Asafa Powell     | JAM | 9.77   | Justin Gatlin      | USA   | 9.88            | Leonard Scott USA 9.94       |
| 2006              | Asafa Powell     | JAM | 9.77   | Tyson Gay          | USA   | 9.84            | Olusoji Fasuba NGR 9.85      |
| 2007              | Asafa Powell     | JAM | 9.74   | Tyson Gay          | USA   | 9.84            | Derrick Adkins BAH 9.91      |



| YEAR              | FIRST              |     |       | SECOND             |     |       | THIRD              |     |                         |
|-------------------|--------------------|-----|-------|--------------------|-----|-------|--------------------|-----|-------------------------|
| 2008              | Usain Bolt         | JAM | 9.69  | Asafa Powell       | JAM | 9.72  | Tyson Gay          | USA | 9.77                    |
| 2009              | Usain Bolt         | JAM | 9.58  | Tyson Gay          | USA | 9.69  | Asafa Powell       | JAM | 9.82                    |
| 2010              | Tyson Gay          | USA | 9.78  |                    |     |       | Asafa Powell       | JAM | 9.82                    |
|                   | Nesta Carter       | JAM | 9.78  |                    |     |       | Usain Bolt         | JAM | 9.82                    |
| 2011              | Usain Bolt         | JAM | 9.76  | Asafa Powell       | JAM | 9.78  | Tyson Gay          | USA | 9.79                    |
| 2012              | Usain Bolt         | JAM | 9.63  | Yohan Blake        | JAM | 9.69  | Justin Gatlin      | USA | 9.79                    |
| 2013              | Usain Bolt         | JAM | 9.77  | Justin Gatlin      | USA | 9.85  | Nesta Carter       | JAM | 9.87                    |
| 2014              | Justin Gatlin      | USA | 9.77  | Richard Thompson   | TTO | 9.82  | Asafa Powell       | JAM | 9.87                    |
| 2015              | Justin Gatlin      | USA | 9.74  | Usain Bolt         | JAM | 9.79  | Asafa Powell       | JAM | 9.81                    |
| 2016              | Justin Gatlin      | USA | 9.80  | Usain Bolt         | JAM | 9.81  | Trayvon Bromell    | USA | 9.84                    |
| <b>200 Metres</b> |                    |     |       |                    |     |       |                    |     |                         |
| 1965              | Edwin Roberts      | TRI | 20.4  | Nine men           |     | 20.5  |                    |     |                         |
| 1966              | Tommie Smith       | USA | 19.9  | Harry Jerome       | CAN | 20.3  | Richard Stebbins   | USA | 20.4                    |
|                   |                    |     |       |                    |     |       | Bernie Rivers      | USA | 20.4                    |
|                   |                    |     |       |                    |     |       | Jim Hines          | USA | 20.4                    |
| 1967              | Tommie Smith       | USA | 20.0  | Willie Turner      | USA | 20.1  | John Carlos        | USA | 20.2                    |
|                   |                    |     |       |                    |     |       | Jim Hines          | USA | 20.2                    |
| 1968              | Tommie Smith       | USA | 19.83 | John Carlos        | USA | 19.92 | Peter Norman       | AUS | 20.06                   |
| 1969              | John Carlos        | USA | 20.0  | Lennox Miller      | JAM | 20.2  | Tom Randolph       | USA | 20.3                    |
|                   |                    |     |       |                    |     |       | Philippe Clerc     | SUI | 20.3 <sup>(20.50)</sup> |
|                   |                    |     |       |                    |     |       | Julius Sang        | KEN | 20.3                    |
| 1970              | John Carlos        | USA | 20.2  | Mel Gray           | USA | 20.3  |                    |     |                         |
|                   |                    |     |       | Willie Turner      | USA | 20.3  |                    |     |                         |
| 1971              | Don Quarrie        | JAM | 19.86 | Valeriy Borzov     | URS | 20.31 | Willie Deckard     | USA | 20.1                    |
|                   |                    |     |       |                    |     |       | Marshall Dill      | USA | 20.1                    |
| 1972              | Valeriy Borzov     | URS | 20.00 | Larry Black        | USA | 20.19 | Pietro Mennea      | ITA | 20.30                   |
| 1973              | Pietro Mennea      | ITA | 20.56 | Dave Jenkins       | GBR | 20.66 | Steve Williams     | USA | 20.69                   |
| 1974              | Don Quarrie        | JAM | 20.06 | Hans-Joachim Zenk  | GDR | 20.42 |                    |     |                         |
|                   |                    |     |       | Silvio Leonard     | CUB | 20.42 |                    |     |                         |
| 1975              | Don Quarrie        | JAM | 19.8  |                    |     |       | Pietro Mennea      | ITA | 20.23                   |
|                   | Steve Williams     | USA | 19.8  |                    |     |       |                    |     |                         |
| 1976              | Millard Hampton    | USA | 20.10 | Dwayne Evans       | USA | 20.22 |                    |     |                         |
|                   |                    |     |       | Don Quarrie        | JAM | 20.22 |                    |     |                         |
| 1977              | Silvio Leonard     | CUB | 20.08 | Pietro Mennea      | ITA | 20.11 |                    |     |                         |
|                   |                    |     |       | Don Quarrie        | JAM | 20.11 |                    |     |                         |
| 1978              | Clancy Edwards     | USA | 20.03 | Silvio Leonard     | CUB | 20.06 | James Gilkes       | GUY | 20.14                   |
| 1979              | Pietro Mennea      | ITA | 19.72 | James Mallard      | USA | 20.07 | James Sanford      | USA | 20.19                   |
| 1980              | Pietro Mennea      | ITA | 19.96 | LaMonte King       | USA | 20.08 | Allan Wells        | GBR | 20.21                   |
| 1981              | James Sanford      | USA | 20.20 | Mel Lattany        | USA | 20.21 | Allan Wells        | GBR | 20.26                   |
| 1982              | Mike Miller        | USA | 20.15 | Phil Epps          | USA | 20.19 | Tony Sharpe        | CAN | 20.22                   |
| 1983              | Carl Lewis         | USA | 19.75 | Calvin Smith       | USA | 19.99 | Larry Myricks      | USA | 20.03                   |
| 1984              | Carl Lewis         | USA | 19.80 | Kirk Baptiste      | USA | 19.96 | Albert Robinson    | USA | 20.07                   |
|                   |                    |     |       |                    |     |       | Pietro Mennea      | ITA | 20.07                   |
| 1985              | Lorenzo Daniel     | USA | 20.07 | Kirk Baptiste      | USA | 20.11 | Roy Martin         | USA | 20.13                   |
| 1986              | Floyd Heard        | USA | 20.12 | Roy Martin         | USA | 20.16 | Lorenzo Daniel     | USA | 20.17                   |
| 1987              | Carl Lewis         | USA | 19.92 | Floyd Heard        | USA | 19.95 | Dwayne Evans       | USA | 20.08                   |
| 1988              | Joe DeLoach        | USA | 19.75 | Carl Lewis         | USA | 19.79 | Lorenzo Daniel     | USA | 19.87                   |
| 1989              | Robson da Silva    | BRA | 19.96 | Dennis Mitchell    | USA | 20.09 |                    |     |                         |
|                   |                    |     |       | Floyd Heard        | USA | 20.09 |                    |     |                         |
| 1990              | Michael Johnson    | USA | 19.85 | Danny Everett      | USA | 20.08 | John Regis         | GBR | 20.11                   |
| 1991              | Michael Johnson    | USA | 19.88 | Frankie Fredericks | NAM | 20.08 | John Regis         | GBR | 20.12                   |
| 1992              | Mike Marsh         | USA | 19.73 | Michael Johnson    | USA | 19.79 | Frankie Fredericks | NAM | 19.97                   |
| 1993              | Frankie Fredericks | NAM | 19.85 | John Regis         | GBR | 19.94 | Carl Lewis         | USA | 19.99                   |
| 1994              | John Regis         | GBR | 19.87 | Michael Johnson    | USA | 19.94 | Frankie Fredericks | NAM | 19.97                   |
| 1995              | Michael Johnson    | USA | 19.79 | Frankie Fredericks | NAM | 19.93 | Ato Boldon         | TRI | 20.08                   |
| 1996              | Michael Johnson    | USA | 19.32 | Frankie Fredericks | NAM | 19.68 | Ato Boldon         | TRI | 19.80                   |
| 1997              | Ato Boldon         | TRI | 19.77 | Frankie Fredericks | NAM | 19.81 | Maurice Greene     | USA | 19.86                   |
| 1998              | Ato Boldon         | TRI | 19.88 | Frankie Fredericks | NAM | 19.97 | Maurice Greene     | USA | 20.03                   |
| 1999              | Francis Obikwelu   | NGR | 19.84 | Ato Boldon         | TRI | 19.86 | Frankie Fredericks | NAM | 19.87                   |
|                   |                    |     |       |                    |     |       | John Capel         | USA | 19.87                   |
| 2000              | Michael Johnson    | USA | 19.71 | John Capel         | USA | 19.85 | Floyd Heard        | USA | 19.88                   |
| 2001              | Joshua Johnson     | USA | 19.88 | Bernard Williams   | USA | 20.01 | Kostas Kentéris    | GRE | 20.03                   |
| 2002              | Shawn Crawford     | USA | 19.85 |                    |     |       | Frankie Fredericks | NAM | 19.99                   |
|                   | Kostas Kentéris    | GRE | 19.85 |                    |     |       |                    |     |                         |
| 2003              | Bernard Williams   | USA | 20.01 | Shawn Crawford     | USA | 20.02 | Shingo Suetsugu    | JPN | 20.03                   |
|                   |                    |     |       |                    |     |       | Darvis Patton      | USA | 20.03                   |
| 2004              | Shawn Crawford     | USA | 19.79 | Usain Bolt         | JAM | 19.93 | Justin Gatlin      | USA | 20.01                   |
|                   |                    |     |       |                    |     |       | Bernard Williams   | USA | 20.01                   |

| YEAR   | FIRST              |     |        | SECOND             |     |        | THIRD              |     |       |
|--|--------------------|-----|--------|--------------------|-----|--------|--------------------|-----|-------|
| 2005   | Wallace Spearmon   | USA | 19.89  | Tyson Gay          | USA | 19.93  | Usain Bolt         | JAM | 19.99 |
| 2006   | Xavier Carter      | USA | 19.63  | Wallace Spearmon   | USA | 19.65  | Tyson Gay          | USA | 19.68 |
| 2007   | Tyson Gay          | USA | 19.62  | Walter Dix         | USA | 19.69  | Usain Bolt         | JAM | 19.75 |
| 2008   | Usain Bolt         | JAM | 19.30  | Walter Dix         | USA | 19.86  |                    |     |       |
|  |                    |     |        | Shawn Crawford     | USA | 19.86  |                    |     |       |
| 2009   | Usain Bolt         | JAM | 19.19  | Tyson Gay          | USA | 19.58  | Alonso Edward      | PAN | 19.81 |
| 2010   | Usain Bolt         | JAM | 19.56  | Walter Dix         | USA | 19.72  |                    |     |       |
|  |                    |     |        | Tyson Gay          | USA | 19.72  |                    |     |       |
| 2011   | Yohan Blake        | JAM | 19.26  | Usain Bolt         | JAM | 19.40  | Walter Dix         | USA | 19.53 |
| 2012   | Usain Bolt         | JAM | 19.32  | Yohan Blake        | JAM | 19.44  | Warren Weir        | JAM | 19.84 |
| 2013   | Usain Bolt         | JAM | 19.66  | Warren Weir        | JAM | 19.79  | Isiah Young        | USA | 19.86 |
| 2014   | Justin Gatlin      | USA | 19.68  | Warren Weir        | JAM | 19.82  | Alonso Edward      | PAN | 19.84 |
| 2015   | Usain Bolt         | JAM | 19.55  | Justin Gatlin      | USA | 19.57  | Rasheed Dwyer      | JAM | 19.80 |
| 2016   | LaShawn Merritt    | USA | 19.74  | Justin Gatlin      | USA | 19.75  | Andre De Grasse    | CAN | 19.80 |
| <b>400 Metres</b> (* 440 yards times less 0.26 or 0.3) |                    |     |        |                    |     |        |                    |     |       |
| 1965   | Theron Lewis       | USA | 45.5   | Andrzej Badeński   | POL | 45.6   | Ulis Williams      | USA | 45.8  |
|  |                    |     |        |                    |     |        | Jim Kemp           | USA | 45.8  |
|  |                    |     |        |                    |     |        | Ollan Cassell      | USA | 45.8  |
| 1966   | Wendell Mottley    | TRI | 44.82* | Theron Lewis       | USA | 44.9   | Tommie Smith       | USA | 45.25 |
| 1967   | Tommie Smith       | USA | 44.95  | Lee Evans          | USA | 44.9   | Vince Matthews     | USA | 45.13 |
| 1968   | Lee Evans          | USA | 43.86  | Larry James        | USA | 43.97  | Ron Freeman        | USA | 44.41 |
| 1969   | Lee Evans          | USA | 44.5   | Curtis Mills       | USA | 44.67* | Edesel Garrison    | USA | 45.2  |
|  |                    |     |        |                    |     |        | Tommy Turner       | USA | 45.2  |
| 1970   | Wayne Collett      | USA | 44.9   | Charles Asati      | KEN | 45.01  | John Smith         | USA | 45.0  |
| 1971   | John Smith         | USA | 44.2   | Wayne Collett      | USA | 44.4   | Fred Newhouse      | USA | 45.0  |
| 1972   | Wayne Collet       | USA | 44.1   | Fred Newhouse      | USA | 44.2   | John Smith         | USA | 44.3  |
| 1973   | Benny Brown        | USA | 44.7*  |                    |     |        | Fred Newhouse      | USA | 45.0  |
|  | Maurice Peoples    | USA | 44.7*  |                    |     |        |                    |     |       |
| 1974   | Alberto Juantorena | CUB | 44.7   | Karl Honz          | FRG | 45.04  |                    |     |       |
|  |                    |     |        | Darwin Bond        | USA | 44.9*  |                    |     |       |
| 1975   | Ronald Ray         | USA | 44.45  | Alberto Juantorena | CUB | 44.80  | David Jenkins      | GBR | 44.93 |
| 1976   | Alberto Juantorena | CUB | 44.26  | Fred Newhouse      | USA | 44.40  | Maxie Parks        | USA | 44.82 |
| 1977   | Alberto Juantorena | CUB | 44.65  | Alfons Brijdenbach | BEL | 45.13  | Robert Taylor      | USA | 45.22 |
| 1978   | Alberto Juantorena | CUB | 44.27  | Willie Smith       | USA | 44.73  | William Mullins    | USA | 45.03 |
| 1979   | Harald Schmid      | FRG | 44.92  | Tony Darden        | USA | 45.02  | Willie Smith       | USA | 45.10 |
| 1980   | Viktor Markin      | URS | 44.60  | William Mullins    | USA | 44.84  |                    |     |       |
|  |                    |     |        | Richard Mitchell   | AUS | 44.84  |                    |     |       |
| 1981   | Bert Cameron       | JAM | 44.58  | Cliff Wiley        | USA | 44.70  | Zeke Jefferson     | USA | 44.86 |
| 1982   | Sunder Nix         | USA | 44.68  | Darrell Robinson   | USA | 44.69  |                    |     |       |
|  |                    |     |        | Bert Cameron       | JAM | 44.69  |                    |     |       |
| 1983   | Erwin Skamrahl     | FRG | 44.50  | Bert Cameron       | JAM | 44.62  | James Rolle        | USA | 44.73 |
| 1984   | Alonzo Babers      | USA | 44.27  | Gabriel Tiacoh     | CIV | 44.54  | Antonio McKay      | USA | 44.71 |
| 1985   | Mike Franks        | USA | 44.47  | Thomas Schonlebe   | GDR | 44.62  | Innocent Egbunike  | NGR | 44.66 |
| 1986   | Gabriel Tiacoh     | CIV | 44.30  | Darrell Robinson   | USA | 44.45  | Roddie Haley       | USA | 44.48 |
| 1987   | Butch Reynolds     | USA | 44.10  | Innocent Egbunike  | NGR | 44.17  | Thomas Schonlebe   | GDR | 44.33 |
| 1988   | Butch Reynolds     | USA | 43.29  | Steve Lewis        | USA | 43.87  | Danny Everett      | USA | 43.98 |
| 1989   | Antonio Pettigrew  | USA | 44.27  | Butch Reynolds     | USA | 44.30  | Danny Everett      | USA | 44.36 |
| 1990   | Danny Everett      | USA | 44.06  | Roberto Hernandez  | CUB | 44.14  | Michael Johnson    | USA | 44.21 |
| 1991   | Michael Johnson    | USA | 44.17  | Antonio Pettigrew  | USA | 44.36  | Roberto Hernandez  | CUB | 44.40 |
| 1992   | Quincy Watts       | USA | 43.50  | Danny Everett      | USA | 43.81  | Michael Johnson    | USA | 43.98 |
| 1993   | Michael Johnson    | USA | 43.65  | Butch Reynolds     | USA | 44.12  | Quincy Watts       | USA | 44.13 |
| 1994   | Michael Johnson    | USA | 43.90  | Samson Kitur       | KEN | 44.32  | Antonio Pettigrew  | USA | 44.43 |
| 1995   | Michael Johnson    | USA | 43.39  | Derek Mills        | USA | 44.13  | Butch Reynolds     | USA | 44.22 |
| 1996   | Michael Johnson    | USA | 43.44  | Butch Reynolds     | USA | 43.91  | Alvin Harrison     | USA | 44.09 |
| 1997   | Michael Johnson    | USA | 43.75  | Butch Reynolds     | USA | 44.08  | Iwan Thomas        | GBR | 44.36 |
| 1998   | Michael Johnson    | USA | 43.68  | Jerome Young       | USA | 44.09  | Alvin Harrison     | USA | 44.19 |
| 1999   | Michael Johnson    | USA | 43.18  | Jerome Young       | USA | 44.24  | Derrick Brew       | USA | 44.29 |
|  |                    |     |        |                    |     |        | Sanderlei Parrela  | BRA | 44.29 |
| 2000   | Michael Johnson    | USA | 43.68  | Alvin Harrison     | USA | 44.18  | Henrik Mokganyetsi | RSA | 44.59 |
| 2001   | Tyree Washington   | USA | 44.28  | Avard Moncur       | BAH | 44.45  | Ezra Sambu         | KEN | 44.47 |
| 2002   | Leonard Byrd       | USA | 44.45  | Gary Kikaya        | COD | 44.53  | Michael Blackwood  | JAM | 44.60 |
| 2003   | Tyree Washington   | USA | 44.33  | Ezra Sambu         | KEN | 44.43  | Jerome Young       | USA | 44.50 |
| 2004   | Jeremy Wariner     | USA | 44.00  | Otis Harris        | USA | 44.16  | Derrick Brew       | USA | 44.42 |
| 2005   | Jeremy Wariner     | USA | 43.93  | Darold Williamson  | USA | 44.27  | Andrew Rock        | USA | 44.35 |
| 2006   | Jeremy Wariner     | USA | 43.62  | Gary Kikaya        | COD | 44.10  | LaShawn Merritt    | USA | 44.14 |
| 2007   | Jeremy Wariner     | USA | 43.45  | LaShawn Merritt    | USA | 43.96  | Angelo Taylor      | USA | 44.05 |
| 2008   | LaShawn Merritt    | USA | 43.75  | Jeremy Wariner     | USA | 43.82  | Angelo Taylor      | USA | 44.38 |
| 2009   | LaShawn Merritt    | USA | 44.06  | Renny Quow         | TRI | 44.53  | Jeremy Wariner     | USA | 44.60 |

| YEAR | FIRST             |     |       | SECOND            |     |       | THIRD               |     |       |
|------|-------------------|-----|-------|-------------------|-----|-------|---------------------|-----|-------|
| 2010 | Jeremy Wariner    | USA | 44.13 | Jermaine Gonzales | JAM | 44.40 | Ricardo Chambers    | JAM | 44.54 |
| 2011 | LaShawn Merritt   | USA | 44.35 | Kirani James      | GRN | 44.36 | Rondell Bartholomew | GRN | 44.65 |
|      |                   |     |       |                   |     |       | Nery Brenes         | CRC | 44.65 |
| 2012 | Kirani James      | GRN | 43.94 | LaShawn Merritt   | USA | 44.12 | Jonathan Borlée     | BEL | 44.43 |
| 2013 | LaShawn Merritt   | USA | 43.74 | Kirani James      | GRN | 43.96 | Tony McQuay         | USA | 44.40 |
| 2014 | Kirani James      | GRN | 43.74 | LaShawn Merritt   | USA | 43.92 | Isaac Makwala       | BOT | 44.01 |
| 2015 | Wayde van Niekerk | RSA | 43.48 | LaShawn Merritt   | USA | 43.65 | Isaac Makwala       | BOT | 43.72 |
| 2016 | Wayde van Niekerk | RSA | 43.03 | Kirani James      | GRN | 43.76 | LaShawn Merritt     | USA | 43.85 |

**800 Metres** (\* 880 yards time less 0.6) († while South Africa were suspended from IAAF)

|      |                     |     |         |                       |     |         |                        |     |         |
|------|---------------------|-----|---------|-----------------------|-----|---------|------------------------|-----|---------|
| 1965 | Jurgen May          | GDR | 1:46.3  | Chris Carter          | GBR | 1:46.6  | John Garrison          | USA | 1:46.8* |
|      |                     |     |         |                       |     |         | George Germann         | USA | 1:46.8* |
| 1966 | Jim Ryun            | USA | 1:44.3* | Franz-Josef Kemper    | FRG | 1:44.9  | Tom Farrell            | USA | 1:45.9  |
|      |                     |     |         |                       |     |         | Manfred Matuschewski   | GDR | 1:45.9  |
| 1967 | Wade Bell           | USA | 1:45.0  | Wilson Kiprugut       | KEN | 1:45.2  | Franz-Josef Kemper     | FRG | 1:46.2  |
| 1968 | Ralph Doubell       | AUS | 1:44.40 | Wilson Kiprugut       | KEN | 1:44.57 | Tom Farrell            | USA | 1:45.46 |
| 1969 | Byron Dyce          | JAM | 1:45.3* | Jozef Plachý          | TCH | 1:45.4  | Art Sandison           | USA | 1:45.5* |
| 1970 | Ken Swenson         | USA | 1:44.80 | Walter Adams          | FRG | 1:44.90 | Franz-Josef Kemper     | FRG | 1:45.4  |
| 1971 | Dicky Broberg       | RSA | 1:44.7† | Danie Malan           | RSA | 1:45.1† | Juris Luzins           | USA | 1:45.2  |
| 1972 | Dave Wottle         | USA | 1:44.3  | Pekka Vasala          | FIN | 1:44.5  | Rick Wohlhuter         | USA | 1:45.0  |
| 1973 | Marcello Fiasconaro | ITA | 1:43.7  | Rick Wohlhuter        | USA | 1:44.0* | Danie Malan            | RSA | 1:44.4† |
| 1974 | Rick Wohlhuter      | USA | 1:43.5* | John Kipkurgat        | KEN | 1:43.90 | Luciano Sušanj         | YUG | 1:44.07 |
| 1975 | Mike Boit           | KEN | 1:43.79 | Rick Wohlhuter        | USA | 1:44.12 | Mark Enyeart           | USA | 1:44.87 |
| 1976 | Alberto Juantorena  | CUB | 1:43.50 | Mike Boit             | KEN | 1:43.57 | Ivo Van Damme          | BEL | 1:43.86 |
| 1977 | Alberto Juantorena  | CUB | 1:43.44 | Mike Boit             | KEN | 1:44.14 | Mark Enyeart           | USA | 1:44.84 |
| 1978 | Olaf Beyer          | GDR | 1:43.84 | Sebastian Coe         | GBR | 1:43.97 | Steve Ovett            | GBR | 1:44.09 |
| 1979 | Sebastian Coe       | GBR | 1:42.33 | Jose Marajo           | FRA | 1:43.9  | James Maina            | KEN | 1:44.24 |
| 1980 | Don Paige           | USA | 1:44.53 | Sebastian Coe         | GBR | 1:44.7  | Andreas Busse          | GDR | 1:44.72 |
| 1981 | Sebastian Coe       | GBR | 1:41.73 | Joaquim Cruz          | BRA | 1:44.3  | Olaf Beyer             | GDR | 1:44.31 |
| 1982 | Steve Cram          | GBR | 1:44.45 | Sebastian Coe         | GBR | 1:44.48 | Rob Druppers           | NED | 1:44.54 |
| 1983 | Steve Cram          | GBR | 1:43.61 | Willi Wulbeck         | FRG | 1:43.65 | Sebastian Coe          | GBR | 1:43.80 |
| 1984 | Joaquim Cruz        | BRA | 1:41.77 | Sammy Koskei          | KEN | 1:42.28 | Johnny Gray            | USA | 1:42.96 |
| 1985 | Joaquim Cruz        | BRA | 1:42.49 | Johnny Gray           | USA | 1:42.60 | Steve Cram             | GBR | 1:42.88 |
| 1986 | Steve Cram          | GBR | 1:43.19 | Johnny Gray           | USA | 1:43.46 | William Wuyke          | VEN | 1:43.54 |
| 1987 | Billy Konchellah    | KEN | 1:43.06 | Peter Elliott         | GBR | 1:43.41 | Jose Luiz Barbosa      | BRA | 1:43.76 |
| 1988 | Johnny Gray         | USA | 1:42.65 | Jose Luiz Barbosa     | BRA | 1:43.20 | Steve Cram             | GBR | 1:43.42 |
| 1989 | Paul Ereng          | KEN | 1:43.16 | Nixon Kiprotich       | KEN | 1:43.38 |                        |     |         |
|      |                     |     |         | Sebastian Coe         | GBR | 1:43.38 |                        |     |         |
| 1990 | Peter Elliott       | GBR | 1:42.97 | William Tanui         | KEN | 1:43.39 | Johnny Gray            | USA | 1:43.72 |
| 1991 | Jose Luiz Barbosa   | BRA | 1:43.08 | William Tanui         | KEN | 1:43.30 | Johnny Gray            | USA | 1:43.84 |
| 1992 | Johnny Gray         | USA | 1:42.80 | Nixon Kiprotich       | KEN | 1:43.31 | William Tanui          | KEN | 1:43.37 |
| 1993 | Nixon Kiprotich     | KEN | 1:43.54 | Martin Steele         | GBR | 1:43.84 | Paul Ruto              | KEN | 1:43.92 |
| 1994 | Benson Koech        | KEN | 1:43.17 | Wilson Kipketer       | KEN | 1:43.29 | Vebjørn Rodal          | NOR | 1:43.50 |
| 1995 | Wilson Kipketer     | DEN | 1:42.87 | Johnny Gray           | USA | 1:43.36 | Benson Koech           | KEN | 1:43.45 |
| 1996 | Wilson Kipketer     | DEN | 1:41.83 | Vebjørn Rodal         | NOR | 1:42.58 | Hezekiel Sepeng        | RSA | 1:42.74 |
| 1997 | Wilson Kipketer     | DEN | 1:41.11 | Patrick Ndururi       | KEN | 1:42.62 | Patrick Konchellah     | KEN | 1:42.98 |
| 1998 | Japheth Kimutai     | KEN | 1:42.76 | Patrick Ndururi       | KEN | 1:42.90 | Kenneth Kimwetich      | KEN | 1:43.03 |
| 1999 | Wilson Kipketer     | DEN | 1:42.27 | Hezekiel Sepeng       | RSA | 1:42.69 |                        |     |         |
|      |                     |     |         | Japheth Kimutai       | KEN | 1:42.69 |                        |     |         |
| 2000 | Andre Bucher        | SUI | 1:43.12 | Djabir Saïd Guerni    | ALG | 1:43.25 | Wilson Kipketer        | DEN | 1:43.35 |
| 2001 | Yuriy Borzakovskiy  | RUS | 1:42.47 | Andre Bucher          | SUI | 1:42.55 | Jean-Patrick Nduwimana | BDI | 1:42.81 |
| 2002 | Wilson Kipketer     | DEN | 1:42.32 | Wilfred Bungei        | KEN | 1:42.34 | William Yiamпой        | KEN | 1:42.91 |
| 2003 | Wilfred Bungei      | KEN | 1:42:52 | Mbulaeni Mulaudzi     | RSA | 1:42.89 | Hezekiel Sepeng        | RSA | 1:43.12 |
| 2004 | Wilfred Bungei      | KEN | 1:43.06 | Yusuf Saad Kamel      | BRN | 1:43.11 | William Yiamпой        | KEN | 1:43.29 |
| 2005 | Wilfred Bungei      | KEN | 1:43.70 | Yusuf Saad Kamel      | BRN | 1:43.96 | Mbulaeni Mulaudzi      | RSA | 1:44.08 |
| 2006 | Mbulaeni Mulaudzi   | RSA | 1:43.09 | Amine Saâlou          | MAR | 1:43.25 | Wilfred Bungei         | KEN | 1:43.31 |
| 2007 | Mbulaeni Mulaudzi   | RSA | 1:43.74 | Alan Webb             | USA | 1:43.84 | Yusuf Saad Kamel       | BRN | 1:43.87 |
| 2008 | Abubaker Kaki       | SUD | 1:42.69 | Yuriy Borzakovskiy    | RUS | 1:42.79 |                        |     |         |
|      |                     |     |         | Yusuf Saad Kamel      | BRN | 1:42.79 |                        |     |         |
| 2009 | David Rudisha       | KEN | 1:42.01 | Alfred Kirwa Yego     | KEN | 1:42.67 | Mbulaeni Mulaudzi      | RSA | 1:42.86 |
| 2010 | David Rudisha       | KEN | 1:41.01 | Abubaker Kaki         | SUD | 1:42.23 | Boaz Lalang            | KEN | 1:42.95 |
| 2011 | David Rudisha       | KEN | 1:41.33 | Abubaker Kaki         | SUD | 1:43.13 | Asbel Kiprop           | KEN | 1:43.15 |
| 2012 | David Rudisha       | KEN | 1:40.91 | Nijel Amos            | BOT | 1:41.73 | Timothy Kitum          | KEN | 1:42.53 |
|      |                     |     |         |                       |     |         | Mohammed Aman          | ETH | 1:42.53 |
| 2013 | Mohammed Aman       | ETH | 1:42.37 | Nick Symmonds         | USA | 1:43.03 | Ferguson Cheruiyot     | KEN | 1:43.22 |
| 2014 | Nijel Amos          | BOT | 1:42.45 | Pierre-Ambroise Bosse | FRA | 1:42.53 | Mohammed Aman          | ETH | 1:42.83 |
| 2015 | Amel Tuka           | BIH | 1:42.51 | Nijel Amos            | BOT | 1:42.66 | Ayanleh Souleiman      | DJI | 1:42.97 |
| 2016 | David Rudisha       | KEN | 1:42.15 | Taoufik Makhloufi     | ALG | 1:42.61 | Alfred Kipketer        | KEN | 1:42.87 |

| YEAR               | FIRST                    |     | SECOND  |                          | THIRD |         |                                 |
|--------------------|--------------------------|-----|---------|--------------------------|-------|---------|---------------------------------|
| <b>1500 Metres</b> |                          |     |         |                          |       |         |                                 |
| 1965               | Jurgen May               | GDR | 3:36.4  | Kip Keino                | KEN   | 3:37.6  | Michel Jazy FRA 3:38.4          |
| 1966               | Jim Ryun                 | USA | 3:36.1  | Michel Jazy              | FRA   | 3:36.3  | Kip Keino KEN 3:36.8            |
| 1967               | Jim Ryun                 | USA | 3:33.1  | Kip Keino                | KEN   | 3:36.7  | Jean Wadoux FRA 3:38.4          |
| 1968               | Kip Keino                | KEN | 3:34.91 | Bodo Tummler             | FRG   | 3:36.5  | Andre de Hertoghe BEL 3:37.1    |
| 1969               | Martin Liquori           | USA | 3:37.2  | Kip Keino                | KEN   | 3:37.3  | Francesco Arese ITA 3:37.6      |
| 1970               | Jean Wadoux              | FRA | 3:34.0  | Kip Keino                | KEN   | 3:36.68 | Dick Quax NZL 3:38.19           |
| 1971               | Martin Liquori           | USA | 3:36.0  | Francesco Arese          | ITA   | 3:36.3  | Kip Keino KEN 3:36.8            |
| 1972               | Pekka Vasala             | FIN | 3:36.33 | Kip Keino                | KEN   | 3:36.81 | Mike Boit KEN 3:37.4            |
| 1973               | Filbert Bayi             | TAN | 3:34.6  | Dave Wottle              | USA   | 3:36.2  | Benjamin Jipcho KEN 3:36.6      |
| 1974               | Filbert Bayi             | TAN | 3:32.16 | John Walker              | NZL   | 3:32.52 | Benjamin Jipcho KEN 3:33.16     |
| 1975               | John Walker              | NZL | 3:32.4  | Filbert Bayi             | TAN   | 3:35.0  | Thomas Wessinghage FRG 3:36.37  |
| 1976               | John Walker              | NZL | 3:34.19 | Thomas Wessinghage       | FRG   | 3:34.77 | Filbert Bayi TAN 3:34.8         |
| 1977               | John Walker              | NZL | 3:32.72 | Steve Ovett              | GBR   | 3:34.45 | Thomas Wessinghage FRG 3:35.98  |
| 1978               | David Moorcroft          | GBR | 3:35.48 | Filbert Bayi             | TAN   | 3:35.59 | Steve Ovett GBR 3:35.59         |
| 1979               | Sebastian Coe            | GBR | 3:32.03 | Steve Ovett              | GBR   | 3:32.11 | Jurgen Straub GDR 3:33.68       |
| 1980               | Steve Ovett              | GBR | 3:31.36 | Thomas Wessinghage       | FRG   | 3:31.58 | Harald Hudak FRG 3:31.96        |
| 1981               | Steve Ovett              | GBR | 3:31.57 | Sebastian Coe            | GBR   | 3:31.95 | Steve Scott USA 3:31.96         |
| 1982               | Sydney Maree             | USA | 3:32.12 | Steve Scott              | USA   | 3:32.33 | Thomas Wessinghage FRG 3:32.85  |
| 1983               | Steve Ovett              | GBR | 3:30.77 | Sydney Maree             | USA   | 3:31.24 | Steve Cram GBR 3:31.66          |
| 1984               | Saïd Aouita              | MAR | 3:31.54 | Sebastian Coe            | GBR   | 3:32.39 | Steve Cram GBR 3:33.13          |
| 1985               | Saïd Aouita              | MAR | 3:29.46 | Steve Cram               | GBR   | 3:29.67 | Sydney Maree USA 3:29.77        |
| 1986               | Sebastian Coe            | GBR | 3:29.77 | Steve Cram               | GBR   | 3:30.15 | José Manuel Abascal ESP 3:31.13 |
| 1987               | Saïd Aouita              | MAR | 3:30.69 | Steve Cram               | GBR   | 3:31.43 | Abdi Bile SOM 3:31.71           |
| 1988               | Steve Cram               | GBR | 3:30.95 | Jim Spivey               | USA   | 3:31.01 | Saïd Aouita MAR 3:32.69         |
| 1989               | Abdi Bile                | SOM | 3:30.55 | Saïd Aouita              | MAR   | 3:30.63 | Wilfred Kirochi KEN 3:32.57     |
| 1990               | Noureddine Morceli       | ALG | 3:32.60 | Peter Elliott            | GBR   | 3:32.69 | Gennaro Di Napoli ITA 3:32.78   |
| 1991               | Noureddine Morceli       | ALG | 3:31.00 | Simon Doyle              | AUS   | 3:31.96 | Fermin Cacho ESP 3:32.03        |
| 1992               | Noureddine Morceli       | ALG | 3:28.86 | David Kibet              | KEN   | 3:32.13 | William Kemei KEN 3:32.41       |
| 1993               | Noureddine Morceli       | ALG | 3:29.20 | Fermin Cacho             | ESP   | 3:32.01 | Abdi Bile SOM 3:32.83           |
| 1994               | Noureddine Morceli       | ALG | 3:30.61 | Vénuste Niyongabo        | BDI   | 3:30.66 | Azzedine Sediki MAR 3:32.71     |
| 1995               | Noureddine Morceli       | ALG | 3:27.37 | Vénuste Niyongabo        | BDI   | 3:30.78 | Hicham El Guerrouj MAR 3:31.16  |
| 1996               | Hicham El Guerrouj       | MAR | 3:29.05 | Noureddine Morceli       | ALG   | 3:29.50 | Vénuste Niyongabo BDI 3:30.09   |
| 1997               | Hicham El Guerrouj       | MAR | 3:28.91 | Fermin Cacho             | ESP   | 3:28.95 | Vénuste Niyongabo BDI 3:29.18   |
| 1998               | Hicham El Guerrouj       | MAR | 3:26.00 | Laban Rotich             | KEN   | 3:29.91 | John Kibowen KEN 3:30.18        |
| 1999               | Hicham El Guerrouj       | MAR | 3:27.65 | Noah Ngeny               | KEN   | 3:28.6+ | Bernard Lagat KEN 3:30.56       |
| 2000               | Hicham El Guerrouj       | MAR | 3:27.21 | Noah Ngeny               | KEN   | 3:28.12 | Bernard Lagat KEN 3:28.51       |
| 2001               | Hicham El Guerrouj       | MAR | 3:26.12 | Bernard Lagat            | KEN   | 3:26.34 | William Chirchir KEN 3:29.29    |
| 2002               | Hicham El Guerrouj       | MAR | 3:26.89 | Bernard Lagat            | KEN   | 3:27.91 | Rui Silva POR 3:30.07           |
| 2003               | Hicham El Guerrouj       | MAR | 3:28.40 | Mehdi Baala              | FRA   | 3:28.98 | Bernard Lagat KEN 3:30.55       |
| 2004               | Bernard Lagat            | KEN | 3:27.40 | Hicham El Guerrouj       | MAR   | 3:27.64 | Timothy Kiptanui KEN 3:30.04    |
| 2005               | Bernard Lagat            | USA | 3:29.30 | Daniel Kipchirchir Komen | KEN   | 3:29.72 | Rashid Ramzi BRN 3:30.00        |
| 2006               | Daniel Kipchirchir Komen | KEN | 3:29.02 | Rashid Ramzi             | BRN   | 3:29.14 | Bernard Lagat USA 3:29.68       |
| 2007               | Alan Webb                | USA | 3:30.54 | Tarek Boukensa           | ALG   | 3:30.92 | Mehdi Baala FRA 3:31.01         |
| 2008               | Daniel Kipchirchir Komen | KEN | 3:31.49 | Augustine Choge          | KEN   | 3:31.57 | Asbel Kiprop KEN 3:31.64        |
| 2009               | Augustine Choge          | KEN | 3:29.47 | Haron Keitany            | KEN   | 3:30.20 | Mehdi Baala FRA 3:30.96         |
| 2010               | Silas Kiplagat           | KEN | 3:29.27 | Amine Laâlou             | MAR   | 3:29.53 | Augustine Choge KEN 3:30.22     |
| 2011               | Asbel Kiprop             | KEN | 3:30.46 | Silas Kiplagat           | KEN   | 3:30.47 | Nixon Chepseba KEN 3:30.94      |
| 2012               | Asbel Kiprop             | KEN | 3:28.88 | Silas Kiplagat           | KEN   | 3:29.63 | Nixon Chepseba KEN 3:29.77      |
| 2013               | Asbel Kiprop             | KEN | 3:27.72 | Mohamed Farah            | GBR   | 3:28.81 | Caleb Ndiku KEN 3:29.50         |
| 2014               | Silas Kiplagat           | KEN | 3:27.64 | Asbel Kiprop             | KEN   | 3:28.45 | Ronald Kwemoi KEN 3:28.81       |
| 2015               | Asbel Kiprop             | KEN | 3:26.69 | Taoufik Makhloufi        | ALG   | 3:28.75 | Abdelaati Iguider MAR 3:28.79   |
| 2016               | Asbel Kiprop             | KEN | 3:29.33 | Ronald Kwemoi            | KEN   | 3:30.49 | Elijah Manangoi KEN 3:31.19     |
| <b>One Mile</b>    |                          |     |         |                          |       |         |                                 |
| 1965               | Michel Jazy              | FRA | 3:53.6  | Jurgen May               | GDR   | 3:53.8  | Kip Keino KEN 3:54.2            |
| 1966               | Jim Ryun                 | USA | 3:51.3  | Kip Keino                | KEN   | 3:53.42 | Jim Grelle USA 3:55.4           |
| 1967               | Jim Ryun                 | USA | 3:51.1  | Kip Keino                | KEN   | 3:53.1  | Jim Grelle USA 3:56.1           |
| 1968               | Bodo Tummler             | FRG | 3:53.8  | Kip Keino                | KEN   | 3:55.5  | Jim Ryun USA 3:55.9             |
| 1969               | Jim Ryun                 | USA | 3:55.9  | Sam Bair                 | USA   | 3:56.7  | Ian McCafferty GBR 3:56.8       |
| 1970               | Roscoe Divine            | USA | 3:56.3  | Chuck LaBenz             | USA   | 3:56.9  | John Kirkbride GBR 3:57.0       |
| 1971               | Kip Keino                | KEN | 3:54.4  | Martin Liquori           | USA   | 3:54.6  | Jim Ryun USA 3:54.8             |
| 1972               | Jim Ryun                 | USA | 3:52.8  | Peter Stewart            | GBR   | 3:55.3  | Brendan Foster GBR 3:55.9       |
| 1973               | Benjamin Jipcho          | KEN | 3:52.0  | Filbert Bayi             | TAN   | 3:52.6  | Dave Wottle USA 3:53.3          |
| 1974               | Tony Waldrop             | USA | 3:53.2  | Filbert Bayi             | TAN   | 3:54.10 | Rick Wohlhuter USA 3:54.4       |
| 1975               | John Walker              | NZL | 3:49.4  | Filbert Bayi             | TAN   | 3:51.0  | Martin Liquori USA 3:52.2       |
| 1976               | John Walker              | NZL | 3:53.07 | Thomas Wessinghage       | FRG   | 3:53.10 | Eamonn Coghlan IRL 3:55.07      |
| 1977               | John Walker              | NZL | 3:52.0  | Eamonn Coghlan           | IRL   | 3:53.4  | Wilson Waigwa KEN 3:53.8        |



| YEAR | FIRST                |     | SECOND  |                          | THIRD |         |                      |     |         |
|------|----------------------|-----|---------|--------------------------|-------|---------|----------------------|-----|---------|
| 1978 | Thomas Wessinghage   | FRG | 3:52.50 | Jozef Plachý             | TCH   | 3:52.59 | Steve Ovett          | GBR | 3:52.8  |
| 1979 | Sebastian Coe        | GBR | 3:48.95 | Steve Ovett              | GBR   | 3:49.57 | Thomas Wessinghage   | FRG | 3:50.56 |
| 1980 | Steve Ovett          | GBR | 3:48.8  | John Walker              | NZL   | 3:52.7  |                      |     |         |
|      |                      |     |         | Steve Scott              | USA   | 3:52.7  |                      |     |         |
| 1981 | Sebastian Coe        | GBR | 3:47.33 | Steve Ovett              | GBR   | 3:48.40 | Sydney Maree         | USA | 3:48.83 |
| 1982 | Steve Scott          | USA | 3:47.69 | Sydney Maree             | USA   | 3:48.85 | John Walker          | NZL | 3:49.08 |
| 1983 | Steve Scott          | USA | 3:49.21 | John Walker              | NZL   | 3:49.73 | Thomas Wessinghage   | FRG | 3:49.98 |
| 1984 | Saïd Aouita          | MAR | 3:49.54 | Steve Cram               | GBR   | 3:49.65 | John Walker          | NZL | 3:49.73 |
| 1985 | Steve Cram           | GBR | 3:46.32 | Saïd Aouita              | MAR   | 3:46.92 | José Luis González   | ESP | 3:47.79 |
| 1986 | Steve Cram           | GBR | 3:48.31 | Steve Scott              | USA   | 3:48.73 | Jim Spivey           | USA | 3:49.80 |
| 1987 | Saïd Aouita          | MAR | 3:46.76 | Steve Cram               | GBR   | 3:50.08 | Abdi Bile            | SOM | 3:50.75 |
| 1988 | Steve Cram           | GBR | 3:48.85 | Peter Elliott            | GBR   | 3:49.20 | Jens-Peter Herold    | GDR | 3:49.22 |
| 1989 | Abdi Bile            | SOM | 3:49.90 | Saïd Aouita              | MAR   | 3:50.09 | Wilfred Kirochi      | KEN | 3:50.49 |
| 1990 | Joe Falcon           | USA | 3:49.31 | Peter Elliott            | GBR   | 3:49.76 | Jens-Peter Herold    | GDR | 3:50.59 |
| 1991 | Noureddine Morceli   | ALG | 3:49.12 | Peter Elliott            | GBR   | 3:49.46 | Wilfred Kirochi      | KEN | 3:49.77 |
| 1992 | William Kemei        | KEN | 3:48.80 | Noureddine Morceli       | ALG   | 3:49.79 | Dieter Baumann       | GER | 3:51.12 |
| 1993 | Noureddine Morceli   | ALG | 3:44.39 | Abdi Bile                | SOM   | 3:51.66 | Steve Cram           | GBR | 3:52.17 |
| 1994 | Noureddine Morceli   | ALG | 3:48.67 | Vénuste Niyongabo        | BDI   | 3:48.94 | Abdi Bile            | SOM | 3:50.67 |
| 1995 | Noureddine Morceli   | ALG | 3:45.19 | Hicham El Guerrouj       | MAR   | 3:48.69 | Vénuste Niyongabo    | BDI | 3:49.80 |
| 1996 | Noureddine Morceli   | ALG | 3:48.15 | Fermin Cacho             | ESP   | 3:49.56 | John Mayock          | GBR | 3:50.32 |
| 1997 | Hicham El Guerrouj   | MAR | 3:44.90 | Daniel Komen             | KEN   | 3:46.38 | Vénuste Niyongabo    | BDI | 3:46.70 |
| 1998 | Hicham El Guerrouj   | MAR | 3:44.60 | Noureddine Morceli       | ALG   | 3:50.68 | Daniel Komen         | KEN | 3:50.95 |
| 1999 | Hicham El Guerrouj   | MAR | 3:43.13 | Noah Ngeny               | KEN   | 3:43.40 | Laban Rotich         | KEN | 3:50.79 |
| 2000 | Hicham El Guerrouj   | MAR | 3:45.96 | Noah Ngeny               | KEN   | 3:47.67 | William Chirchir     | KEN | 3:47.94 |
| 2001 | Hicham El Guerrouj   | MAR | 3:44.95 | Bernard Lagat            | KEN   | 3:47.28 | Ali Saidi Sief       | ALG | 3:48.23 |
| 2002 | Hicham El Guerrouj   | MAR | 3:48.28 | William Chirchir         | KEN   | 3:49.49 | Rui Silva            | POR | 3:49.50 |
| 2003 | Paul Korir           | KEN | 3:48.17 | Hicham El Guerrouj       | MAR   | 3:50.20 | Bernard Lagat        | KEN | 3:50.21 |
| 2004 | Paul Korir           | KEN | 3:49.84 | Ivan Heshko              | UKR   | 3:50.04 | Eliud Kipchoge       | KEN | 3:50.40 |
| 2005 | Dahame Najem Bashair | QAT | 3:47.97 | Bernard Lagat            | USA   | 3:48.38 | Daniel K. Komen      | KEN | 3:48.49 |
| 2006 | Alex Kipchirchir     | KEN | 3:50.32 | Ivan Heshko              | UKR   | 3:50.89 | Bernard Lagat        | USA | 3:51.53 |
| 2007 | Alan Webb            | USA | 3:46.91 | Daniel Kipchirchir Komen | KEN   | 3:48.28 | Bernard Lagat        | USA | 3:50.56 |
| 2008 | Andy Baddeley        | GBR | 3:49.38 | Haron Keitany            | KEN   | 3:49.70 | Deresse Mekonnen     | ETH | 3:49.72 |
| 2009 | Asbel Kiprop         | KEN | 3:48.50 | Haron Keitany            | KEN   | 3:48.78 | Deresse Mekonnen     | ETH | 3:48.95 |
| 2010 | Asbel Kiprop         | KEN | 3:49.56 | Mekonnen Gebremedhin     | ETH   | 3:49.83 | Augustine Choge      | KEN | 3:50.14 |
| 2011 | Haron Keitany        | KEN | 3:49.09 | Silas Kiplagat           | KEN   | 3:49.39 | Asbel Kiprop         | KEN | 3:49.55 |
| 2012 | Asbel Kiprop         | KEN | 3:49.22 | Caleb Ndiku              | KEN   | 3:50.00 | Mekonnen Gebremedhin | ETH | 3:50.02 |
| 2013 | Silas Kiplagat       | KEN | 3:49.48 | Asbel Kiprop             | KEN   | 3:49.53 | Aman Wote            | ETH | 3:49.88 |
| 2014 | Ayanleh Souleiman    | DJI | 3:47.32 | Silas Kiplagat           | KEN   | 3:47.88 | Aman Wote            | ETH | 3:48.60 |
| 2015 | Ayanleh Souleiman    | DJI | 3:51.10 | Matthew Centrowitz       | USA   | 3:51.20 | Asbel Kiprop         | KEN | 3:51.25 |
| 2016 | Asbel Kiprop         | KEN | 3:51.48 | Abdelaati Iguider        | MAR   | 3:51.96 | Elijah Manangoi      | KEN | 3:52.04 |

**3000 Metres**

|      |                 |     |         |                    |     |         |                    |     |         |
|------|-----------------|-----|---------|--------------------|-----|---------|--------------------|-----|---------|
| 1965 | Kip Keino       | KEN | 7:39.6  | Siegfried Herrmann | GDR | 7:46.0  | Gaston Roelants    | BEL | 7:48.6  |
| 1966 | Lajos Mecser    | HUN | 7:51.2  | Michel Jazy        | FRA | 7:51.8  |                    |     |         |
|      |                 |     |         | Ron Clarke         | AUS | 7:51.8  |                    |     |         |
| 1967 | Harald Norpoth  | FRG | 7:45.0  | Ron Clarke         | AUS | 7:47.2  | Viktor Kudinskiy   | URS | 7:52.8  |
| 1968 | Ron Clarke      | AUS | 7:48.2  | Harald Norpoth     | FRG | 7:54.8  | Tracy Smith        | USA | 7:55.0  |
|      |                 |     |         |                    |     |         | Anders Garderud    | SWE | 7:55.0  |
| 1969 | Dick Taylor     | GBR | 7:47.6  | Ron Clarke         | AUS | 7:53.8  | Emiel Puttemans    | BEL | 7:54.2  |
| 1970 | Bernd Diessner  | GDR | 7:49.4  | Harald Norpoth     | FRG | 7:49.6  | Kip Keino          | KEN | 7:50.2  |
| 1971 | Emiel Puttemans | BEL | 7:39.8  | Tony Benson        | AUS | 7:50.2  | Kerry O'Brien      | AUS | 7:50.4  |
| 1972 | Emiel Puttemans | BEL | 7:37.6  | Lasse Virén        | FIN | 7:43.2  | Steve Prefontaine  | USA | 7:55.2  |
| 1973 | Emiel Puttemans | BEL | 7:43.4  | Benjamin Jipcho    | KEN | 7:44.4  | Yohanes Mohamed    | ETH | 7:45.2  |
| 1974 | Brendan Foster  | GBR | 7:35.2  | John Walker        | NZL | 7:40.6  | Rod Dixon          | NZL | 7:41.0  |
| 1975 | Rod Dixon       | NZL | 7:45.0  | Emiel Puttemans    | BEL | 7:45.10 | Martin Liquori     | USA | 7:46.8  |
| 1976 | Rod Dixon       | NZL | 7:43.46 | Jacques Boxberger  | FRA | 7:43.76 | Willy Pollenuis    | BEL | 7:44.35 |
| 1977 | Karl Fleschen   | FRG | 7:41.2  | Steve Ovett        | GBR | 7:41.3  | Henry Rono         | KEN | 7:41.9  |
| 1978 | Henry Rono      | KEN | 7:32.1  | Suleiman Nyambui   | TAN | 7:40.3  | Nick Rose          | GBR | 7:40.4  |
| 1979 | Rudy Chapa      | USA | 7:37.70 | Eamonn Coghlan     | IRL | 7:39.08 | Francis Gonzalez   | FRA | 7:41.00 |
| 1980 | Eamonn Coghlan  | IRL | 7:37.60 | Thomas Wessinghage | FRG | 7:38.89 | Filbert Bayi       | TAN | 7:39.27 |
| 1981 | Steve Scott     | USA | 7:36.69 | Thomas Wessinghage | FRG | 7:36.75 | Henry Rono         | KEN | 7:41.41 |
| 1982 | Dave Moorcroft  | GBR | 7:32.79 | Sydney Maree       | USA | 7:33.37 | John Walker        | NZL | 7:37.49 |
| 1983 | Doug Padilla    | USA | 7:35.84 | Eamonn Coghlan     | IRL | 7:38.39 | Antonio Leitão     | POR | 7:39.69 |
| 1984 | Saïd Aouita     | MAR | 7:33.3  | Ray Flynn          | IRL | 7:41.60 | Dmitriy Dmitriyev  | URS | 7:42.05 |
| 1985 | Saïd Aouita     | MAR | 7:32.94 | Doug Padilla       | USA | 7:38.25 | Steve Scott        | USA | 7:38.53 |
| 1986 | Saïd Aouita     | MAR | 7:32.23 | Sydney Maree       | USA | 7:38.26 | Paul Kipkoech      | KEN | 7:39.38 |
| 1987 | Dieter Baumann  | FRG | 7:40.25 | Francesco Panetta  | ITA | 7:42.73 | José Luis González | ESP | 7:42.93 |
| 1988 | Sydney Maree    | USA | 7:38.79 | Brahim Boutayeb    | MAR | 7:43.22 | Pierre Deleze      | SUI | 7:43.46 |
| 1989 | Saïd Aouita     | MAR | 7:29.45 | Yobes Ondieki      | KEN | 7:35.01 | Arturo Barrios     | MEX | 7:35.71 |

| YEAR | FIRST              |     | SECOND  |                    | THIRD |         |                    |             |
|------|--------------------|-----|---------|--------------------|-------|---------|--------------------|-------------|
| 1990 | Khalid Skah        | MAR | 7:37.09 | Cyrille Laventure  | FRA   | 7:37.74 | Yobes Ondieki      | KEN 7:38.15 |
| 1991 | Dieter Baumann     | GER | 7:33.91 | Yobes Ondieki      | KEN   | 7:34.74 | Noureddine Morceli | ALG 7:37.34 |
| 1992 | Moses Kiptanui     | KEN | 7:28.96 | Paul Bitok         | KEN   | 7:33.28 | Yobes Ondieki      | KEN 7:34.18 |
| 1993 | Noureddine Morceli | ALG | 7:29.24 | Paul Bitok         | KEN   | 7:34.98 | Moses Kiptanui     | KEN 7:35.79 |
| 1994 | Noureddine Morceli | ALG | 7:25.11 | Paul Bitok         | KEN   | 7:34.36 | Dieter Baumann     | GER 7:34.69 |
| 1995 | Moses Kiptanui     | KEN | 7:27.18 | Noureddine Morceli | ALG   | 7:27.50 | Smail Sghir        | MAR 7:30.09 |
| 1996 | Daniel Komen       | KEN | 7:20.67 | Tom Nyariki        | KEN   | 7:27.75 | Paul Bitok         | KEN 7:28.41 |
| 1997 | Haile Gebrselassie | ETH | 7:26.02 | Daniel Komen       | KEN   | 7:27.3+ | Paul Bitok         | KEN 7:30.23 |
| 1998 | Haile Gebrselassie | ETH | 7:25.09 | Luke Kipkosgei     | KEN   | 7:27.59 | Assefa Mezegebu    | ETH 7:28.45 |
| 1999 | Hicham El Guerrouj | MAR | 7:23.09 | Haile Gebrselassie | ETH   | 7:26.03 | Benjamin Limo      | KEN 7:28.67 |
| 2000 | Ali Saidi Sief     | ALG | 7:25.02 | Mohammed Mourhit   | BEL   | 7:26.62 | Daniel Komen       | KEN 7:28.92 |
| 2001 | Hailu Mekonnen     | ETH | 7:30.53 | Kenenisa Bekele    | ETH   | 7:30.67 | Paul Bitok         | KEN 7:31.00 |
| 2002 | Benjamin Limo      | KEN | 7:34.72 | Sergey Lebid       | UKR   | 7:35.06 | Salah El Ghazi     | MAR 7:35.71 |
| 2003 | Hicham El Guerrouj | MAR | 7:30.23 | Ali Saidi Sief     | ALG   | 7:30.79 | Eliud Kipchoge     | KEN 7:30.91 |
| 2004 | Eliud Kipchoge     | KEN | 7:27.72 | James Kwalia       | KEN   | 7:28.28 | Boniface Songok    | KEN 7:30.62 |
| 2005 | Eliud Kipchoge     | KEN | 7:28.56 | Augustine Choge    | KEN   | 7:28.78 | Benjamin Limo      | KEN 7:29.60 |
| 2006 | Isaac Songok       | KEN | 7:28.72 | Tariku Bekele      | ETH   | 7:29.11 | Augustine Choge    | KEN 7:29.74 |
| 2007 | Kenenisa Bekele    | ETH | 7:25.79 | Moses Kipsiro      | UGA   | 7:32.03 | Alistair Cragg     | IRL 7:32.49 |
| 2008 | Edwin Soi          | KEN | 7:31.83 | Kenenisa Bekele    | ETH   | 7:31.94 | Augustine Choge    | KEN 7:32.01 |
| 2009 | Eliud Kipchoge     | KEN | 7:28.37 | Kenenisa Bekele    | ETH   | 7:28.64 | Thomas Longosiwa   | KEN 7:30.09 |
| 2010 | Tariku Bekele      | ETH | 7:28.70 | Yenew Alamirew     | ETH   | 7:28.82 | Bernard Lagat      | USA 7:29.00 |
| 2011 | Yenew Alamirew     | ETH | 7:27.26 | Edwin Soi          | KEN   | 7:27.55 | Eliud Kipchoge     | KEN 7:27.66 |
| 2012 | Augustine Choge    | KEN | 7:30.42 | Isiah Koech        | KEN   | 7:30.43 | Caleb Ndiku        | KEN 7:30.99 |
| 2013 | Hagos Gebrhiwet    | ETH | 7:30.36 | Thomas Longosiwa   | KEN   | 7:32.01 | Yenew Alamirew     | ETH 7:32.64 |
| 2014 | Caleb Ndiku        | KEN | 7:31.66 | Abdelaati Iguider  | MAR   | 7:34.99 | Thomas Longosiwa   | KEN 7:35.28 |
| 2015 | Mohamed Farah      | GBR | 7:34.66 | Caleb Ndiku        | KEN   | 7:35.13 | Yenew Alamirew     | ETH 7:36.39 |
| 2016 | Yomif Kejelcha     | ETH | 7:28.19 | Abdelaati Iguider  | MAR   | 7:30.09 | Hagos Gebrhiwet    | ETH 7:30.45 |

**5000 Metres**

|      |                    |     |          |                        |     |          |                    |              |
|------|--------------------|-----|----------|------------------------|-----|----------|--------------------|--------------|
| 1965 | Kip Keino          | KEN | 13:24.2  | Ron Clarke             | AUS | 13:25.8  | Michel Jazy        | FRA 13:27.6  |
| 1966 | Ron Clarke         | AUS | 13:16.6  | Harald Norpoth         | FRG | 13:24.8  | Kip Keino          | KEN 13:26.6  |
| 1967 | Ron Clarke         | AUS | 13:18.8  | Anatolij Makarov       | URS | 13:34.8  | Leonid Mikityenko  | URS 13:34.8  |
| 1968 | Ron Clarke         | AUS | 13:27.8  | Lajos Mecser           | HUN | 13:29.2  | Jean Wadoux        | FRA 13:29.6  |
| 1969 | Dick Taylor        | GBR | 13:29.0  | Jürgen May             | FRG | 13:33.0  | Ron Clarke         | AUS 13:33.8  |
| 1970 | Ian Stewart        | GBR | 13:22.85 | Ian McCafferty         | GBR | 13:23.34 | Dick Taylor        | GBR 13:26.2  |
| 1971 | Dave Bedford       | GBR | 13:22.2  | Emiel Puttemans        | BEL | 13:24.6  | Kip Keino          | KEN 13:25.8  |
| 1972 | Emiel Puttemans    | BEL | 13:13.0  | Lasse Virén            | FIN | 13:16.4  | Dave Bedford       | GBR 13:17.2  |
| 1973 | Emiel Puttemans    | BEL | 13:14.51 | Dick Quax              | NZL | 13:16.33 | Harald Norpoth     | FRG 13:20.49 |
| 1974 | Benjamin Jipcho    | KEN | 13:14.3  | Brendan Foster         | GBR | 13:14.6  | Knut Kvalheim      | NOR 13:20.54 |
| 1975 | Emiel Puttemans    | BEL | 13:18.6  | Rod Dixon              | NZL | 13:21.6  | Knut Boro          | NOR 13:21.8  |
| 1976 | Dick Quax          | NZL | 13:13.10 | Klaus-Peter Hildebrand | FRG | 13:13.69 | Enn Sellik         | URS 13:17.2  |
| 1977 | Dick Quax          | NZL | 13:12.86 | Miruts Yifter          | ETH | 13:13.82 | Karl Fleschen      | FRG 13:13.88 |
| 1978 | Henry Rono         | KEN | 13:08.4  | Ilie Floroiu           | ROU | 13:15.0  | Martin Liquori     | USA 13:16.21 |
| 1979 | Suleiman Nyambui   | TAN | 13:12.29 | Markus Ryffel          | SUI | 13:13.32 | Valeriy Abramov    | URS 13:15.6  |
| 1980 | Miruts Yifter      | ETH | 13:16.38 | Mohamed Kedir          | ETH | 13:17.5  | Nat Muir           | GBR 13:17.9  |
| 1981 | Henry Rono         | KEN | 13:06.20 | Hansjörg Kunze         | GDR | 13:10.40 | Valeriy Abramov    | URS 13:11.99 |
| 1982 | Dave Moorcroft     | GBR | 13:00.41 | Wodajo Bulti           | ETH | 13:07.29 | António Leitão     | POR 13:07.70 |
| 1983 | Fernando Mamede    | POR | 13:08.54 | António Leitão         | POR | 13:14.13 | Doug Padilla       | USA 13:17.69 |
| 1984 | Saïd Aouita        | MAR | 13:04.78 | Markus Ryffel          | SUI | 13:07.54 | António Leitão     | POR 13:09.20 |
| 1985 | Saïd Aouita        | MAR | 13:00.40 | Sydney Maree           | USA | 13:01.15 | Alberto Cova       | ITA 13:10.06 |
| 1986 | Saïd Aouita        | MAR | 13:00.86 | Jack Buckner           | GBR | 13:10.15 | Stefano Mei        | ITA 13:11.57 |
| 1987 | Saïd Aouita        | MAR | 12:58.39 | Jack Buckner           | GBR | 13:10.48 | José Luis González | ESP 13:12.34 |
| 1988 | John Ngugi         | KEN | 13:11.70 | Dieter Baumann         | FRG | 13:15.52 | José Regalo        | POR 13:15.62 |
| 1989 | Yobes Ondieki      | KEN | 13:04.24 | Saïd Aouita            | MAR | 13:06.36 | Arturo Barrios     | MEX 13:07.79 |
| 1990 | Salvatore Antibo   | ITA | 13:05.59 | Yobes Ondieki          | KEN | 13:05.60 | Mohamed Issangar   | MAR 13:08.51 |
| 1991 | Yobes Ondieki      | KEN | 13:01.82 | Ibrahim Kinuthia       | KEN | 13:09.76 | Salvatore Antibo   | ITA 13:10.10 |
| 1992 | Moses Kiptanui     | KEN | 13:00.93 | Yobes Ondieki          | KEN | 13:03.58 | Paul Bitok         | KEN 13:08.89 |
| 1993 | Ismael Kirui       | KEN | 13:02.75 | Haile Gebrselassie     | ETH | 13:03.17 | Khalid Skah        | MAR 13:04.67 |
| 1994 | Haile Gebrselassie | ETH | 12:56.96 | Khalid Skah            | MAR | 13:00.54 | Bob Kennedy        | USA 13:02.93 |
| 1995 | Haile Gebrselassie | ETH | 12:44.39 | Moses Kiptanui         | KEN | 12:55.30 | Daniel Komen       | KEN 12:56.15 |
| 1996 | Daniel Komen       | KEN | 12:45.09 | Salah Hissou           | MAR | 12:50.80 | Haile Gebrselassie | ETH 12:52.70 |
| 1997 | Daniel Komen       | KEN | 12:39.74 | Haile Gebrselassie     | ETH | 12:41.86 | Paul Tergat        | KEN 12:49.87 |
| 1998 | Haile Gebrselassie | ETH | 12:39.36 | Assefa Mezegebu        | ETH | 12:53.84 | Daniel Komen       | KEN 12:54.82 |
| 1999 | Haile Gebrselassie | ETH | 12:49.64 | Salah Hissou           | MAR | 12:52.53 | Daniel Komen       | KEN 12:55.16 |
| 2000 | Brahim Lahlafi     | MAR | 12:49.28 | Mohammed Mourhit       | BEL | 12:49.71 | Ali Saidi Sief     | ALG 12:50.86 |
| 2001 | Richard Limo       | KEN | 12:56.72 | Hailu Mekonnen         | ETH | 12:58.57 | Mark Bett          | KEN 12:58.72 |
| 2002 | Salah Hissou       | MAR | 12:55.85 | Sammy Kipketer         | KEN | 12:56.99 | Benjamin Limo      | KEN 12:57.24 |
| 2003 | Stephen Cherono    | KEN | 12:48.81 | Hicham El Guerrouj     | MAR | 12:50.24 | Kenenisa Bekele    | ETH 12:52.26 |
| 2004 | Kenenisa Bekele    | ETH | 12:37.35 | Eliud Kipchoge         | KEN | 12:46.53 | Sileshi Sihine     | ETH 12:47.04 |
| 2005 | Kenenisa Bekele    | ETH | 12:40.18 | Eliud Kipchoge         | KEN | 12:50.22 | Abderrahim Goumri  | MAR 12:50.25 |

| YEAR | FIRST             |     | SECOND   |                  | THIRD |          |                    |     |          |
|------|-------------------|-----|----------|------------------|-------|----------|--------------------|-----|----------|
| 2006 | Kenenisa Bekele   | ETH | 12:48.09 | Isaac Songok     | KEN   | 12:48.66 | Saif Saeed Shaheen | QAT | 12:51.98 |
| 2007 | Kenenisa Bekele   | ETH | 12:49.53 | Sileshi Sihine   | ETH   | 12:50.16 | Eliud Kipchoge     | KEN | 12:50.38 |
| 2008 | Kenenisa Bekele   | ETH | 12:50.18 | Moses Masai      | KEN   | 12:50.55 | Tariku Bekele      | ETH | 12:52.45 |
| 2009 | Kenenisa Bekele   | ETH | 12:52.32 | Edwin Soi        | KEN   | 12:55.03 | Imane Merga        | ETH | 12:55.66 |
| 2010 | Eliud Kipchoge    | KEN | 12:51.21 | Vincent Chepkok  | KEN   | 12:51.45 | Mark Kiptoo        | KEN | 12:53.46 |
| 2011 | Mohamed Farah     | GBR | 12:53.11 | Bernard Lagat    | KEN   | 12:53.60 | Isiah Koech        | KEN | 12:54.18 |
| 2012 | Dejen Gebremeskel | ETH | 12:46.81 | Hagos Gebrhiwet  | ETH   | 12:47.53 | Isiah Koech        | KEN | 12:48.64 |
| 2013 | Edwin Soi         | KEN | 12:51.34 | Albert Rop       | BRN   | 12:51.96 | Yenew Alamirew     | ETH | 12:54.95 |
| 2014 | Muktar Edris      | ETH | 12:54.83 | Thomas Longosiwa | KEN   | 12:56.16 | Caleb Ndiku        | KEN | 12:59.17 |
| 2015 | Yomif Kejelcha    | ETH | 12:53.98 | Hagos Gebrhiwet  | ETH   | 12:54.70 | Paul Tanui         | KEN | 12:58.69 |
| 2016 | Mohamed Farah     | GBR | 12:59.29 | Muktar Edris     | ETH   | 12:59.43 | Dejen Gebremeskel  | ETH | 12:59.89 |

**10,000 Metres**

|      |                    |     |          |                    |     |          |                       |     |          |
|------|--------------------|-----|----------|--------------------|-----|----------|-----------------------|-----|----------|
| 1965 | Ron Clarke         | AUS | 27:39.89 | Gaston Roelants    | BEL | 28:10.6  | Billy Mills           | USA | 28:17.6  |
| 1966 | Ron Clarke         | AUS | 27:54.0  | Jürgen Haase       | GDR | 28:12.8  | Gaston Roelants       | BEL | 28:20.8  |
| 1967 | Gaston Roelants    | BEL | 28:26.6  | Gennadiy Khlistov  | URS | 28:27.8  | Naftali Temu          | KEN | 28:29.0  |
| 1968 | Ron Clarke         | AUS | 27:49.4  | Jürgen Haase       | GDR | 28:04.4  | Kip Keino             | KEN | 28:06.4  |
| 1969 | Ron Clarke         | AUS | 28:03.6  | Dick Taylor        | GBR | 28:06.6  | Jürgen Haase          | GDR | 28:08.2  |
| 1970 | Dave Bedford       | GBR | 28:06.2  | Lachie Stewart     | GBR | 28:11.72 | Ron Clarke            | AUS | 28:13.45 |
| 1971 | Dave Bedford       | GBR | 27:47.0  | Juha Väätäinen     | FIN | 27:52.78 | Jürgen Haase          | GDR | 27:53.36 |
| 1972 | Lasse Virén        | FIN | 27:38.34 | Emiel Puttemans    | BEL | 27:39.68 | Miruts Yifter         | ETH | 27:40.96 |
| 1973 | Dave Bedford       | GBR | 27:30.80 | Dave Black         | GBR | 25:55.50 | Nikolay Sviridov      | URS | 27:58.6  |
| 1974 | Steve Prefontaine  | USA | 27:43.6  | Richard Tayler     | NZL | 27:46.40 | Dave Black            | GBR | 27:48.49 |
| 1975 | Brendan Foster     | GBR | 27:45.43 | Frank Shorter      | USA | 27:45.91 | Jos Hermens           | NED | 27:46.52 |
| 1976 | Lasse Virén        | FIN | 27:40.38 | Carlos Lopes       | POR | 27:42.65 | Dick Quax             | NZL | 27:46.0  |
| 1977 | Samson Kimobwa     | KEN | 27:30.47 | Brendan Foster     | GBR | 27:36.62 | Henry Rono            | KEN | 27:37.08 |
| 1978 | Henry Rono         | KEN | 27:22.5  | Brendan Foster     | GBR | 27:30.30 | Martti Vainio         | FIN | 27:30.99 |
| 1979 | Karl Fleschen      | FRG | 27:38.8  | Craig Virgin       | USA | 27:39.4  | Mike McLeod           | GBR | 27:39.76 |
| 1980 | Craig Virgin       | USA | 27:29.16 | Henry Rono         | KEN | 27:31.68 | Fernando Mamede       | POR | 27:37.88 |
| 1981 | Fernando Mamede    | POR | 27:27.7  | Werner Schildhauer | GDR | 27:38.43 | Mohamed Kedir         | ETH | 27:39.44 |
| 1982 | Fernando Mamede    | POR | 27:22.95 | Carlos Lopes       | POR | 27:24.39 | Alberto Salazar       | USA | 27:25.61 |
| 1983 | Carlos Lopes       | POR | 27:23.44 | Werner Schildhauer | GDR | 27:24.95 | Fernando Mamede       | POR | 27:25.13 |
| 1984 | Fernando Mamede    | POR | 27:13.81 | Carlos Lopes       | POR | 27:17.48 | Hansjörg Kunze        | GDR | 27:33.10 |
| 1985 | Bruce Bickford     | USA | 27:37.17 | Mark Nenow         | USA | 27:40.85 | Ed Eyestone           | USA | 27:41.05 |
| 1986 | Mark Nenow         | USA | 27:20.56 | Saïd Aouita        | MAR | 27:26.11 | Hansjörg Kunze        | GDR | 27:34.68 |
| 1987 | Francesco Panetta  | ITA | 27:26.95 | Wodajo Bulti       | ETH | 27:29.41 | Jean-Louis Prianon    | FRA | 27:34.38 |
| 1988 | Brahim Boutayeb    | MAR | 27:21.46 | Eamonn Martin      | GBR | 27:23.06 | Salvatore Antibo      | ITA | 27:23.55 |
| 1989 | Arturo Barrios     | MEX | 27:08.23 | Salvatore Antibo   | ITA | 27:16.50 | Addis Abebe           | ETH | 27:17.82 |
| 1990 | Arturo Barrios     | MEX | 27:18.22 | John Ngugi         | KEN | 27:19.15 | Salvatore Antibo      | ITA | 27:25.16 |
| 1991 | Richard Chelimo    | KEN | 27:11.18 | John Ngugi         | KEN | 27:11.62 | Khalid Skah           | MAR | 27:23.29 |
| 1992 | Fita Bayissa       | ETH | 27:14.26 | Richard Chelimo    | KEN | 27:15.53 | Tony Martins          | FRA | 27:22.78 |
| 1993 | Yobes Ondieki      | KEN | 26:56.38 | Richard Chelimo    | KEN | 27:07.91 | William Sigei         | KEN | 27:16.81 |
| 1994 | William Sigei      | KEN | 26:52.23 | Haile Gebrselassie | ETH | 27:15.00 | William Kiptum        | KEN | 27:17.20 |
| 1995 | Haile Gebrselassie | ETH | 26:43.53 | Worku Bikila       | ETH | 27:06.44 | Ismael Kirui          | KEN | 27:06.59 |
| 1996 | Salah Hissou       | MAR | 26:38.08 | Paul Tergat        | KEN | 26:54.41 | Paul Koech            | KEN | 26:56.78 |
| 1997 | Paul Tergat        | KEN | 26:27.85 | Haile Gebrselassie | ETH | 26:31.32 | Paul Koech            | KEN | 26:36.26 |
| 1998 | Haile Gebrselassie | ETH | 26:22.75 | Paul Tergat        | KEN | 26:46.44 | Paul Koech            | KEN | 26:47.89 |
| 1999 | Charles Kamathi    | KEN | 26:51.49 | Mohammed Mourhit   | BEL | 26:52.30 | Habte Jifar           | ETH | 27:06.45 |
| 2000 | Paul Tergat        | KEN | 27:03.87 | Felix Limo         | KEN | 27:04.54 | Patrick Ivuti         | KEN | 27:09.79 |
| 2001 | Abraham Chebii     | KEN | 27:04.20 | Benjamin Maiyo     | KEN | 27:07.55 | Luke Kipkosgei        | KEN | 27:12.37 |
| 2002 | Sammy Kipketer     | KEN | 26:49.38 | Assefa Mezegebu    | ETH | 26:49.90 | Richard Limo          | KEN | 26:50.20 |
| 2003 | Haile Gebrselassie | ETH | 26:29.22 | Nicholas Kemboi    | KEN | 26:30.03 | Abdullah Ahmed Hassan | QAT | 26:38.76 |
| 2004 | Kenenisa Bekele    | ETH | 26:20.31 | Sileshi Sihine     | ETH | 26:39.69 | Haile Gebrselassie    | ETH | 26:41.58 |
| 2005 | Kenenisa Bekele    | ETH | 26:17.53 | Abebe Dinkesa      | ETH | 26:30.74 | Boniface Kiprop       | UGA | 26:39.77 |
| 2006 | Micah Kogo         | KEN | 26:35.63 | Zersenay Tadese    | ERI | 26:37.25 | Boniface Kiprop       | KEN | 26:41.95 |
| 2007 | Kenenisa Bekele    | ETH | 26:46.19 | Sileshi Sihine     | ETH | 26:48.73 | Eliud Kipchoge        | KEN | 26:49.02 |
| 2008 | Kenenisa Bekele    | ETH | 26:25.97 | Sileshi Sihine     | ETH | 26:50.53 | Haile Gebrselassie    | ETH | 26:51.20 |
| 2009 | Kenenisa Bekele    | ETH | 26:46.31 | Zersenay Tadese    | ERI | 26:50.12 | Josphat Masai         | KEN | 26:57.39 |
| 2010 | Josphat Menjo      | KEN | 26:56.74 | Chris Solinsky     | USA | 26:59.60 | Daniel Salel          | KEN | 27:07.85 |
| 2011 | Kenenisa Bekele    | ETH | 26:43.16 | Lucas Rotich       | KEN | 26:43.98 | Mohamed Farah         | GBR | 26:46.57 |
| 2012 | Emmanuel Bett      | KEN | 26:51.16 | Vincent Chepkok    | KEN | 26:51.68 | Kenneth Kipkemoi      | KEN | 26:52.65 |
| 2013 | Dejen Gebremeskel  | ETH | 26:51.02 | Abera Kuma         | ETH | 26:52.85 | Imane Merga           | ETH | 26:57.33 |
| 2014 | Galen Rupp         | USA | 26:44.36 | Paul Tanui         | KEN | 26:49.41 | Bedan Karoki          | KEN | 26:52.36 |
| 2015 | Mohamed Farah      | GBR | 26:50.97 | Paul Tanui         | KEN | 26:51.86 | Geoffrey Kamworor     | KEN | 26:52.65 |
| 2016 | Yigrem Demelash    | ETH | 26:51.11 | Mohamed Farah      | GBR | 26:53.71 | William Sitonik       | KEN | 26:54.66 |



| YEAR            | FIRST               |     | SECOND  |                   | THIRD |         |                                   |
|-----------------|---------------------|-----|---------|-------------------|-------|---------|-----------------------------------|
| <b>Marathon</b> |                     |     |         |                   |       |         |                                   |
| 1965            | Morio Shigematsu    | JPN | 2:12:00 | Toru Terasawa     | JPN   | 2:13:41 | Buddy Edelen USA 2:14:34          |
| 1966            | Alastair Wood       | GBR | 2:13:45 | Michael Ryan      | NZL   | 2:14:05 | Hidekuni Hiroshima JPN 2:14:06    |
| 1967            | Derek Clayton       | AUS | 2:09:37 | Seiichiro Sasaki  | JPN   | 2:11:17 | Dave McKenzie NZL 2:12:26         |
| 1968            | William Adcocks     | GBR | 2:10:48 | Yoshiaki Unetani  | JPN   | 2:12:41 | Seiichiro Sasaki JPN 2:13:24      |
| 1969            | Derek Clayton       | AUS | 2:08:34 | William Adcocks   | GBR   | 2:11:08 | Jerome Drayton CAN 2:11:13        |
| 1970            | Ron Hill            | GBR | 2:09:28 | Akio Usami        | JPN   | 2:10:38 | Eamon O'Reilly USA 2:11:12        |
| 1971            | Derek Clayton       | AUS | 2:11:09 | John Farrington   | AUS   | 2:12:14 | Ron Hill GBR 2:12:39              |
| 1972            | Frank Shorter       | USA | 2:10:30 | John Farrington   | AUS   | 2:12:01 | Lutz Philipp FRG 2:12:50          |
| 1973            | John Farrington     | AUS | 2:11:13 | Frank Shorter     | USA   | 2:11:45 | Derek Clayton AUS 2:12:08         |
| 1974            | Ian Thompson        | GBR | 2:09:12 | Karel Lismont     | BEL   | 2:11:14 | Jack Foster NZL 2:11:19           |
| 1975            | Bill Rogers         | USA | 2:09:55 | Jerome Drayton    | CAN   | 2:10:09 | David Chettle AUS 2:10:20         |
| 1976            | Waldemar Cierpinski | GDR | 2:09:55 | Bill Rogers       | USA   | 2:10:10 | Frank Shorter USA 2:10:46         |
| 1977            | Bill Rogers         | USA | 2:10:56 | Leonid Moiseyev   | URS   | 2:11:57 | Massimo Magnani ITA 2:13:04       |
| 1978            | Shigeru Soh         | JPN | 2:09:06 | Bill Rogers       | USA   | 2:10:13 | Jeff Wells USA 2:10:15            |
| 1979            | Bill Rogers         | USA | 2:09:27 | Marc Smet         | BEL   | 2:10:00 | Toshihiko Seko JPN 2:10:12        |
| 1980            | Gerard Nijboer      | NED | 2:09:01 | Alberto Salazar   | USA   | 2:09:41 | Toshihiko Seko JPN 2:09:45        |
| 1981            | Alberto Salazar     | USA | 2:08:13 | Rob de Castella   | AUS   | 2:08:18 | Toshihiko Seko JPN 2:09:26        |
| 1982            | Alberto Salazar     | USA | 2:08:51 | Dick Beardsley    | USA   | 2:08:53 | Rob de Castella AUS 2:09:18       |
| 1983            | Rob de Castella     | AUS | 2:08:37 | Toshihiko Seko    | JPN   | 2:08:38 | Carlos Lopes POR 2:08:39          |
| 1984            | Steve Jones         | GBR | 2:08:05 | Carlos Lopes      | POR   | 2:09:06 | Rob de Castella AUS 2:09:09       |
| 1985            | Carlos Lopes        | POR | 2:07:12 | Steve Jones       | GBR   | 2:07:13 | Djama Robleh DJI 2:08:08          |
| 1986            | Taisuke Kodama      | JPN | 2:07:35 | Rob de Castella   | AUS   | 2:07:51 | Kunimitsu Ito JPN 2:07:57         |
| 1987            | Takeyuki Nakayama   | JPN | 2:08:18 | Hiromi Taniguchi  | JPN   | 2:09:50 | Mustapha Ennechchadi MAR 2:10:09  |
| 1988            | Belayneh Dinsamo    | ETH | 2:06:50 | Ahmed Salah       | DJI   | 2:07:07 | Abebe Mekonnen ETH 2:07:35        |
| 1989            | Juma Ikangaa        | TAN | 2:08:01 | Belayneh Dinsamo  | ETH   | 2:08:40 | Douglas Wakihuri KEN 2:09:03      |
| 1990            | Steve Monaghan      | AUS | 2:08:16 | Gelindo Bordin    | ITA   | 2:08:19 | Gidamis Shahanga TAN 2:08:32      |
| 1991            | Koichi Morishita    | JPN | 2:08:53 | Takeyuki Nakayama | JPN   | 2:09:12 | Yakov Tolstikov URS 2:09:17       |
| 1992            | David Tsebe         | RSA | 2:08:07 | Ibrahim Hussein   | KEN   | 2:08:14 | Dionisio Cerón MEX 2:08:36        |
| 1993            | Dionisio Cerón      | MEX | 2:08:51 | Vincent Rousseau  | BEL   | 2:09:13 | Kim Wan-Ki KOR 2:09:25            |
| 1994            | Cosmas Ndeti        | KEN | 2:07:15 | Andrés Espinosa   | MEX   | 2:07:19 | Vincent Rousseau BEL 2:07:51      |
| 1995            | Sammy Lelei         | KEN | 2:07:02 | Vincent Rousseau  | BEL   | 2:07:20 | Dionisio Cerón MEX 2:08:30        |
| 1996            | Martín Fiz          | ESP | 2:08:25 | Lee Bong-Ju       | KOR   | 2:08:26 | Gert Thys RSA 2:08:30             |
| 1997            | Khalid Khannouchi   | MAR | 2:07:10 | Josiah Thugwane   | RSA   | 2:07:28 | Elijah Lagat KEN 2:07:41          |
| 1998            | Ronaldo da Costa    | BRA | 2:06:05 | Ondoro Osoro      | KEN   | 2:06:54 | Khalid Khannouchi MAR 2:07:19     |
| 1999            | Khalid Khannouchi   | MAR | 2:05:42 | Moses Tanui       | KEN   | 2:06:16 | Gert Thys RSA 2:06:33             |
| 2000            | António Pinto       | POR | 2:06:36 | Atsushi Fujita    | JPN   | 2:06:51 | Khalid Khannouchi USA 2:07:01     |
| 2001            | Josephat Kiprono    | KEN | 2:06:50 | Driss El Himer    | FRA   | 2:07:02 | Abdelkader El Mouaziz MAR 2:07:11 |
| 2002            | Khalid Khannouchi   | USA | 2:05:38 | Paul Tergat       | KEN   | 2:05:48 | Daniel Njenga KEN 2:06:16         |
|                 |                     |     |         |                   |       |         | Toshinari Takaoka JPN 2:06:16     |
| 2003            | Paul Tergat         | KEN | 2:04:55 | Sammy Korir       | KEN   | 2:04:56 | Evans Rutto KEN 2:05:50           |
| 2004            | Felix Limo          | KEN | 2:06:14 | Evans Rutto       | KEN   | 2:06:16 | Robert Cheboror KEN 2:06:23       |
| 2005            | Haile Gebrselassie  | ETH | 2:06:20 | Felix Limo        | KEN   | 2:07:02 | Benjamin Maiyo KEN 2:07:09        |
| 2006            | Haile Gebrselassie  | ETH | 2:05:56 | Sammy Korir       | KEN   | 2:06:38 | Felix Limo KEN 2:06:39            |
| 2007            | Haile Gebrselassie  | ETH | 2:04:26 | Emmanuel Mutai    | KEN   | 2:06:29 | Samuel Wanjiru KEN 2:06:39        |
| 2008            | Haile Gebrselassie  | ETH | 2:03:59 | Martin Lel        | KEN   | 2:05:15 | Samuel Wanjiru KEN 2:05:24        |
| 2009            | Duncan Kibet        | KEN | 2:04:27 |                   |       |         | Abel Kirui KEN 2:05:04            |
|                 | James Kwambai       | KEN | 2:04:27 |                   |       |         |                                   |
| 2010            | Patrick Makau       | KEN | 2:04:48 | Geoffrey Mutai    | KEN   | 2:04:55 | Wilson Kipsang KEN 2:04:57        |
| 2011            | Patrick Makau       | KEN | 2:03:38 | Wilson Kipsang    | KEN   | 2:03:42 | Emmanuel Mutai KEN 2:04:40        |
| 2012            | Geoffrey Mutai      | KEN | 2:04:15 | Dennis Kimetto    | KEN   | 2:04:16 | Ayele Abshero ETH 2:04:23         |
| 2013            | Wilson Kipsang      | KEN | 2:03:23 | Dennis Kimetto    | KEN   | 2:03:45 | Emmanuel Mutai KEN 2:03:52        |
| 2014            | Dennis Kimetto      | KEN | 2:02:57 | Emmanuel Mutai    | KEN   | 2:03:13 | Eliud Kipchoge KEN 2:04:11        |
| 2015            | Eliud Kipchoge      | KEN | 2:04:00 | Wilson Kipsang    | KEN   | 2:04:47 | Eliud Kiptanui KEN 2:05:21        |
| 2016            | Kenenisa Bekele     | ETH | 2:03:03 | Eliud Kipchoge    | KEN   | 2:03:05 | Wilson Kipsang KEN 2:03:13        |

**3000 Metres Steeplechase**

|      |                  |     |         |                      |     |         |                                 |
|------|------------------|-----|---------|----------------------|-----|---------|---------------------------------|
| 1965 | Gaston Roelants  | BEL | 8:26.4  | Ivan Belyayev        | URS | 8:29.6  | Viktor Kudinskiy URS 8:31.0     |
| 1966 | Viktor Kudinskiy | URS | 8:26.6  | Gaston Roelants      | BEL | 8:27.2  | Anatoliy Kuryan URS 8:28.0      |
| 1967 | Gaston Roelants  | BEL | 8:28.6  | Jouka Kuha           | FIN | 8:29.8  | Benjamin Kogo KEN 8:31.6        |
| 1968 | Jouka Kuha       | FIN | 8:24.2  | Viktor Kudinskiy     | URS | 8:26.0  | Lazar Naroditskiy URS 8:26.6    |
| 1969 | Vladimir Dudin   | URS | 8:22.2  | Aleksandr Morozov    | URS | 8:23.4  | Mikhail Zhelev BUL 8:25.02      |
| 1970 | Kerry O'Brien    | AUS | 8:22.0  | Tony Manning         | AUS | 8:26.2  | Mikhail Zhelev BUL 8:29.4       |
| 1971 | Kerry O'Brien    | AUS | 8:24.0  | Jean-Paul Villain    | FRA | 8:25.12 | Anatoliy Verlan URS 8:25.4      |
| 1972 | Anders Gärderud  | SWE | 8:20.8  | Tapio Kantanen       | FIN | 8:21.0  | Bronisław Malinowski POL 8:22.2 |
| 1973 | Benjamin Jipcho  | KEN | 8:13.91 | Anders Gärderud      | SWE | 8:18.4  | Bronisław Malinowski POL 8:21.6 |
| 1974 | Anders Gärderud  | SWE | 8:14.2  | Bronisław Malinowski | POL | 8:15.04 | Michael Karst FRG 8:17.91       |
| 1975 | Anders Gärderud  | SWE | 8:09.70 | Bronisław Malinowski | POL | 8:12.62 | Michael Karst FRG 8:16.11       |
| 1976 | Anders Gärderud  | SWE | 8:08.02 | Bronisław Malinowski | POL | 8:09.11 | Frank Baumgartl GDR 8:10.36     |



| YEAR | FIRST                |     | SECOND  |                             | THIRD |         |                         |     |         |
|------|----------------------|-----|---------|-----------------------------|-------|---------|-------------------------|-----|---------|
| 1977 | Michael Karst        | FRG | 8:14.85 | Dan Glans                   | SWE   | 8:16.3  | Bronisław Malinowski    | POL | 8:16.94 |
| 1978 | Henry Rono           | KEN | 8:05.37 | Bronisław Malinowski        | POL   | 8:11.63 | Patriz Ilg              | FRG | 8:16.92 |
| 1979 | Henry Rono           | KEN | 8:17.92 | Bronisław Malinowski        | POL   | 8:21.97 | Mariano Scartezzini     | ITA | 8:22.72 |
| 1980 | Bronisław Malinowski | POL | 8:09.70 | Kip Rono                    | KEN   | 8:12.0  | Filbert Bayi            | TAN | 8:12.48 |
| 1981 | Mariano Scartezzini  | ITA | 8:13.32 | Bogusław Mamiński           | POL   | 8:16.66 | Amos Korir              | KEN | 8:18.57 |
| 1982 | Henry Marsh          | USA | 8:16.17 | Patriz Ilg                  | FRG   | 8:17.04 | Wolfgang Konrad         | AUT | 8:17.22 |
| 1983 | Henry Marsh          | USA | 8:12.37 | Bogusław Mamiński           | POL   | 8:12.62 | Patriz Ilg              | FRG | 8:15.06 |
| 1984 | Joseph Mahmoud       | FRA | 8:07.62 | Bogusław Mamiński           | POL   | 8:09.18 | Julius Korir            | KEN | 8:11.80 |
| 1985 | Henry Marsh          | USA | 8:09.17 | Krzysztof Wesolowski        | POL   | 8:11.04 | Joseph Mahmoud          | FRA | 8:11.07 |
| 1986 | William Van Dijck    | BEL | 8:10.01 | Colin Reitz                 | GBR   | 8:12.11 | Julius Korir            | KEN | 8:12.74 |
| 1987 | Francesco Panetta    | ITA | 8:08.57 | Hagen Melzer                | GDR   | 8:10.32 | William Van Dijck       | BEL | 8:12.18 |
| 1988 | Julius Kariuki       | KEN | 8:05.51 | Peter Koech                 | KEN   | 8:06.79 | Mark Rowland            | GBR | 8:07.96 |
| 1989 | Peter Koech          | KEN | 8:05.35 | Patrick Sang                | KEN   | 8:06.03 | Julius Kariuki          | KEN | 8:12.18 |
| 1990 | Peter Koech          | KEN | 8:10.95 | Francesco Panetta           | ITA   | 8:12.66 | William Mutwol          | KEN | 8:12.75 |
| 1991 | Moses Kiptanui       | KEN | 8:06.46 | Philip Barkutwo             | KEN   | 8:08.39 | Mark Croghan            | USA | 8:10.69 |
| 1992 | Moses Kiptanui       | KEN | 8:02.08 | Philip Barkutwo             | KEN   | 8:05.37 | Matthew Birir           | KEN | 8:08.84 |
| 1993 | Moses Kiptanui       | KEN | 8:06.36 | Patrick Sang                | KEN   | 8:07.53 | Alessandro Lambruschini | ITA | 8:08.78 |
| 1994 | Moses Kiptanui       | KEN | 8:08.80 | Richard Kosgei              | KEN   | 8:10.20 | Mark Croghan            | USA | 8:10.56 |
| 1995 | Moses Kiptanui       | KEN | 7:59.18 | Eliud Barngotuny            | KEN   | 8:05.01 | Gideon Chirchir         | KEN | 8:06.77 |
| 1996 | John Kosgei          | KEN | 8:05.68 | Joseph Keter                | KEN   | 8:05.99 | Gideon Chirchir         | KEN | 8:06.85 |
| 1997 | Bernard Barmasai     | KEN | 7:55.72 | Moses Kiptanui              | KEN   | 7:56.16 | Wilson Boit Kipketer    | KEN | 7:59.08 |
| 1998 | Bernard Barmasai     | KEN | 8:00.67 | Wilson Boit Kipketer        | KEN   | 8:01.05 | Moses Kiptanui          | KEN | 8:04.96 |
| 1999 | Bernard Barmasai     | KEN | 7:58.98 | Christopher Kosgei          | KEN   | 8:05.43 | Ali Ezzine              | MAR | 8:06.70 |
| 2000 | Bernard Barmasai     | KEN | 8:02.76 | Brahim Boulami              | MAR   | 8:02.90 | Ali Ezzine              | MAR | 8:03.57 |
| 2001 | Brahim Boulami       | MAR | 7:55.28 | Reuben Kosgei               | KEN   | 7:57.29 | Stephen Cherono         | KEN | 7:58.66 |
| 2002 | Brahim Boulami       | MAR | 7:58.09 | Stephen Cherono             | KEN   | 7:58.10 | Wilson Boit Kipketer    | KEN | 8:00.56 |
| 2003 | Saif Saeed Shaheen   | QAT | 7:57.38 | Paul Kipsiele Koech         | KEN   | 7:57.42 | Ezekiel Kemboi          | KEN | 8:02.49 |
| 2004 | Saif Saeed Shaheen   | QAT | 7:53.63 | Paul Kipsiele Koech         | KEN   | 7:59.65 | Brahim Boulami          | MAR | 8:02.66 |
| 2005 | Saif Saeed Shaheen   | QAT | 7:55.51 | Paul Kipsiele Koech         | KEN   | 7:56.37 | Brimin Kipruto          | KEN | 8:04.22 |
| 2006 | Saif Saeed Shaheen   | QAT | 7:56.32 | Paul Kipsiele Koech         | KEN   | 7:59.94 | Richard Mateelong       | KEN | 8:07.50 |
| 2007 | Paul Kipsiele Koech  | KEN | 7:58.80 | Brimin Kipruto              | KEN   | 8:02.89 | Ezekiel Kemboi          | KEN | 8:05.50 |
| 2008 | Paul Kipsiele Koech  | KEN | 8:00.57 | Richard Mateelong           | KEN   | 8:07.64 | Tareq Mubarak Taher     | BRN | 8:08.53 |
| 2009 | Ezekiel Kemboi       | KEN | 7:58.85 | Richard Mateelong           | KEN   | 8:00.89 | Bouabdellah Tahri       | FRA | 8:01.18 |
| 2010 | Brimin Kipruto       | KEN | 8:00.90 | Ezekiel Kemboi              | KEN   | 8:01.74 | Paul Kipsiele Koech     | KEN | 8:02.07 |
| 2011 | Brimin Kipruto       | KEN | 7:53.64 | Ezekiel Kemboi              | KEN   | 7:55.76 | Paul Kipsiele Koech     | KEN | 7:57.32 |
| 2012 | Paul Kipsiele Koech  | KEN | 7:54.31 | Richard Mateelong           | KEN   | 7:56.81 | Abel Mutai              | KEN | 8:01.67 |
| 2013 | Ezekiel Kemboi       | KEN | 7:59.03 | Mahiedine Mekhissi-Benabbad | FRA   | 8:00.09 | Conseslus Kipruto       | KEN | 8:01.16 |
| 2014 | Jairus Birech        | KEN | 7:58.41 | Mahiedine Mekhissi-Benabbad | FRA   | 8:03.23 | Ezekiel Kemboi          | KEN | 8:04.12 |
| 2015 | Jairus Birech        | KEN | 7:58.83 | Evan Jager                  | USA   | 8:00.45 | Ezekiel Kemboi          | KEN | 8:01.71 |
| 2016 | Conseslus Kipruto    | KEN | 8:00.12 | Jairus Birech               | KEN   | 8:03.90 | Evan Jager              | USA | 8:04.01 |

**110 Metres Hurdles** (\* 120 yards times plus 0.03)

|      |                   |     |                         |                   |     |        |                   |     |        |
|------|-------------------|-----|-------------------------|-------------------|-----|--------|-------------------|-----|--------|
| 1965 | Willie Davenport  | USA | 13.5                    |                   |     |        |                   |     |        |
|      | Tsui Lin          | CHN | 13.5                    |                   |     |        |                   |     |        |
|      | Gerry Cerulla     | USA | 13.5                    |                   |     |        |                   |     |        |
| 1966 | Willie Davenport  | USA | 13.47*                  | Don Shy           | USA | 13.64* | Ron Copeland      | USA | 13.76* |
| 1967 | Earl McCullouch   | USA | 13.43                   | Richmond Flowers  | USA | 13.53* | Willie Davenport  | USA | 13.3   |
| 1968 | Willie Davenport  | USA | 13.33                   | Erv Hall          | USA | 13.38  | Eddy Ottoz        | ITA | 13.46  |
| 1969 | Willie Davenport  | USA | 13.2                    | Leon Coleman      | USA | 13.45* | Erv Hall          | USA | 13.46* |
| 1970 | Thomas Hill       | USA | 13.42*                  | Marcus Walker     | USA | 13.43* | Guy Drut          | FRA | 13.59  |
| 1971 | Rod Milburn       | USA | 13.0                    | Willie Davenport  | USA | 13.3   | Guy Drut          | FRA | 13.56  |
| 1972 | Rod Milburn       | USA | 13.24                   | Guy Drut          | FRA | 13.34  | Thomas Hill       | USA | 13.47  |
| 1973 | Rod Milburn       | USA | 13.0 <sup>(13.41)</sup> | Ricky Stubbs      | USA | 13.55* |                   |     |        |
|      |                   |     |                         | Thomas Hill       | USA | 13.55* |                   |     |        |
| 1974 | Guy Drut          | FRA | 13.40                   | Charles Foster    | USA | 13.44  | Thomas Hill       | USA | 13.53  |
| 1975 | Guy Drut          | FRA | 13.28                   | Jerry Wilson      | USA | 13.38  | Charles Foster    | USA | 13.43  |
| 1976 | Guy Drut          | FRA | 13.30                   | Frank Siebeck     | GDR | 13.33  |                   |     |        |
|      |                   |     |                         | Alejandro Casañas | CUB | 13.33  |                   |     |        |
| 1977 | Alejandro Casañas | CUB | 13.21                   | Thomas Munkelt    | GDR | 13.37  | James Owens       | USA | 13.49  |
|      |                   |     |                         |                   |     |        | Charles Foster    | USA | 13.49  |
| 1978 | Greg Foster       | USA | 13.22                   | Renaldo Nehemiah  | USA | 13.23  | Dedy Cooper       | USA | 13.43  |
| 1979 | Renaldo Nehemiah  | USA | 13.00                   | Alejandro Casañas | CUB | 13.24  | Greg Foster       | USA | 13.28  |
| 1980 | Renaldo Nehemiah  | USA | 13.21                   | Greg Foster       | USA | 13.27  | Dedy Cooper       | USA | 13.34  |
| 1981 | Renaldo Nehemiah  | USA | 12.93                   | Greg Foster       | USA | 13.03  | Alejandro Casañas | CUB | 13.36  |
| 1982 | Greg Foster       | USA | 13.22                   | Willie Gault      | USA | 13.26  | Sam Turner        | USA | 13.31  |
| 1983 | Greg Foster       | USA | 13.11                   | Sam Turner        | USA | 13.17  | Tonie Campbell    | USA | 13.32  |
| 1984 | Greg Foster       | USA | 13.15                   | Roger Kingdom     | USA | 13.16  | Tonie Campbell    | USA | 13.23  |
| 1985 | Roger Kingdom     | USA | 13.14                   | Greg Foster       | USA | 13.24  | Andre Phillips    | USA | 13.25  |

| YEAR                      | FIRST                  |     |       | SECOND                  |     |                          | THIRD              |     |       |
|---------------------------|------------------------|-----|-------|-------------------------|-----|--------------------------|--------------------|-----|-------|
| 1986                      | Stéphane Caristan      | FRA | 13.20 | Greg Foster             | USA | 13.25                    | Andrey Prokofyev   | URS | 13.28 |
| 1987                      | Greg Foster            | USA | 13.17 | Tonie Campbell          | USA | 13.19                    | Mark McKoy         | CAN | 13.23 |
| 1988                      | Roger Kingdom          | USA | 12.97 | Colin Jackson           | GBR | 13.11                    | Mark McKoy         | CAN | 13.17 |
|                           |                        |     |       |                         |     |                          | Tonie Campbell     | USA | 13.17 |
| 1989                      | Roger Kingdom          | USA | 12.92 | Colin Jackson           | GBR | 13.11                    | Greg Foster        | USA | 13.19 |
| 1990                      | Colin Jackson          | GBR | 13.08 | Greg Foster             | USA | 13.15                    | Roger Kingdom      | USA | 13.21 |
|                           |                        |     |       |                         |     |                          | Tony Jarrett       | GBR | 13.21 |
| 1991                      | Tony Dees              | USA | 13.05 | Greg Foster             | USA | 13.06                    |                    |     |       |
|                           |                        |     |       | Jack Pierce             | USA | 13.06                    |                    |     |       |
| 1992                      | Colin Jackson          | GBR | 13.04 | Tony Dees               | USA | 13.08                    | Mark McKoy         | CAN | 13.11 |
| 1993                      | Colin Jackson          | GBR | 12.91 | Tony Jarrett            | GBR | 13.00                    | Jack Pierce        | USA | 13.06 |
| 1994                      | Colin Jackson          | GBR | 12.98 | Mark Crear              | USA | 13.07                    | Mark McKoy         | AUT | 13.14 |
| 1995                      | Allen Johnson          | USA | 12.98 | Mark Crear              | USA | 13.02                    | Tony Jarrett       | GBR | 13.04 |
| 1996                      | Allen Johnson          | USA | 12.92 | Jack Pierce             | USA | 12.94                    | Mark Crear         | USA | 13.05 |
| 1997                      | Allen Johnson          | USA | 12.93 | Mark Crear              | USA | 13.03                    | Colin Jackson      | GBR | 13.05 |
| 1998                      | Allen Johnson          | USA | 12.98 | Mark Crear              | USA | 13.00                    | Colin Jackson      | GBR | 13.02 |
| 1999                      | Mark Crear             | USA | 12.98 | Larry Wade              | USA | 13.01                    |                    |     |       |
|                           |                        |     |       | Allen Johnson           | USA | 13.01                    |                    |     |       |
| 2000                      | Allen Johnson          | USA | 12.97 | Anier García            | CUB | 13.00                    | Colin Jackson      | GBR | 13.10 |
| 2001                      | Allen Johnson          | USA | 13.04 | Anier García            | CUB | 13.07                    | Larry Wade         | USA | 13.12 |
| 2002                      | Anier García           | CUB | 13.03 | Allen Johnson           | USA | 13.04                    | Colin Jackson      | GBR | 13.11 |
| 2003                      | Allen Johnson          | USA | 12.97 | Staņislav Olijar        | LAT | 13.08                    | Liu Xiang          | CHN | 13.17 |
|                           |                        |     |       |                         |     |                          | Duane Ross         | USA | 13.17 |
|                           |                        |     |       |                         |     |                          | Terrence Trammell  | USA | 13.17 |
| 2004                      | Liu Xiang              | CHN | 12.91 | Allen Johnson           | USA | 13.05                    | Ladji Doucouré     | FRA | 13.06 |
| 2005                      | Ladji Doucouré         | FRA | 12.97 | Allen Johnson           | USA | 12.99                    | Dominique Arnold   | USA | 13.01 |
| 2006                      | Liu Xiang              | CHN | 12.88 | Dominique Arnold        | USA | 12.90                    | Allen Johnson      | USA | 12.96 |
| 2007                      | Liu Xiang              | CHN | 12.92 |                         |     |                          | Terrence Trammell  | USA | 12.95 |
|                           | Dayron Robles          | CUB | 12.92 |                         |     |                          |                    |     |       |
| 2008                      | Dayron Robles          | CUB | 12.87 | David Oliver            | USA | 12.95                    | Terrence Trammell  | USA | 13.08 |
| 2009                      | Dayron Robles          | CUB | 13.04 | David Oliver            | USA | 13.09                    | Terrence Trammell  | USA | 13.12 |
|                           |                        |     |       |                         |     |                          | David Payne        | USA | 13.12 |
|                           |                        |     |       |                         |     |                          | Liu Xiang          | CHN | 13.09 |
| 2010                      | David Oliver           | USA | 12.89 | Dayron Robles           | CUB | 13.01                    |                    |     |       |
| 2011                      | David Oliver           | USA | 12.94 | Liu Xiang               | CHN | 13.00                    |                    |     |       |
|                           |                        |     |       | Dayron Robles           | CUB | 13.00                    |                    |     |       |
| 2012                      | Aries Merritt          | USA | 12.80 | Liu Xiang               | CHN | 12.97                    | Jason Richardson   | USA | 12.98 |
| 2013                      | David Oliver           | USA | 13.00 | Hansle Parchment        | RSA | 13.05                    | Orlando Ortega     | CUB | 13.08 |
| 2014                      | Hansle Parchment       | RSA | 12.94 | Pascal Martinot-Lagarde | FRA | 12.95                    | Ronnie Ash         | USA | 12.99 |
| 2015                      | Orlando Ortega         | CUB | 12.94 | Omar McLeod             | JAM | 12.97                    | David Oliver       | USA | 12.98 |
|                           |                        |     |       |                         |     |                          | Sergey Shubenkov   | RUS | 12.98 |
| 2016                      | Omar McLeod            | JAM | 12.98 | Devon Allen             | USA | 13.03                    | Orlando Ortega     | ESP | 13.04 |
| <b>400 Metres Hurdles</b> |                        |     |       |                         |     |                          |                    |     |       |
| 1965                      | Vasily Anisimov        | URS | 49.5  | Rex Cawley              | USA | 50.0                     |                    |     |       |
|                           |                        |     |       | Roberto Frinolli        | ITA | 50.0                     |                    |     |       |
| 1966                      | Roberto Frinolli       | ITA | 49.80 | Gary Knoke              | AUS | 49.7                     | Bob Steele         | USA | 49.8  |
| 1967                      | Ron Whitney            | USA | 49.3  | Geoff Vanderstock       | USA | 49.9                     |                    |     |       |
|                           |                        |     |       | Bob Steele              | USA | 49.9 <sup>(50.04*)</sup> |                    |     |       |
| 1968                      | David Hemery           | GBR | 48.12 | Geoff Vanderstock       | USA | 48.93                    | Gerhard Hennige    | FRG | 49.02 |
| 1969                      | Vyacheslav Skomorokhov | URS | 49.1  | Nick Lee                | USA | 49.2                     | Ralph Mann         | USA | 49.3  |
| 1970                      | Ralph Mann             | USA | 48.5  | Jean-Claude Nallet      | FRA | 48.6                     | Wayne Collett      | USA | 48.9  |
| 1971                      | Ralph Mann             | USA | 48.9  | Wes Williams            | USA | 49.0                     |                    |     |       |
|                           |                        |     |       | John Akii-Bua           | UGA | 49.0                     |                    |     |       |
| 1972                      | John Akii-Bua          | UGA | 47.82 | Ralph Mann              | USA | 48.51                    | David Hemery       | GBR | 48.52 |
| 1973                      | John Akii-Bua          | UGA | 48.54 | Jim Bolding             | USA | 48.8*                    | Miroslav Kodejs    | TCH | 49.35 |
| 1974                      | Jim Bolding            | USA | 48.1  | Alan Pascoe             | GBR | 48.82                    | Jean-Claude Nallet | FRA | 48.94 |
| 1975                      | Jim Bolding            | USA | 48.4  | Alan Pascoe             | GBR | 48.59                    | John Akii-Bua      | UGA | 48.67 |
| 1976                      | Edwin Moses            | USA | 47.64 | Quentin Wheeler         | USA | 48.55                    |                    |     |       |
|                           |                        |     |       | Tom Andrews             | USA | 48.55                    |                    |     |       |
| 1977                      | Edwin Moses            | USA | 47.45 | Volker Beck             | GDR | 48.83                    | Harald Schmid      | FRG | 48.85 |
| 1978                      | Edwin Moses            | USA | 47.94 | Harald Schmid           | FRG | 48.43                    | James Walker       | USA | 48.91 |
|                           |                        |     |       |                         |     |                          | Quentin Wheeler    | USA | 48.91 |
| 1979                      | Edwin Moses            | USA | 47.53 | Harald Schmid           | FRG | 47.85                    | Vasily Arkhipenko  | URS | 48.35 |
| 1980                      | Edwin Moses            | USA | 47.13 | Harald Schmid           | FRG | 48.05                    | Volker Beck        | GDR | 48.70 |
| 1981                      | Edwin Moses            | USA | 47.14 | Andre Phillips          | USA | 48.10                    | David Lee          | USA | 48.53 |
| 1982                      | Harald Schmid          | FRG | 47.48 | Dave Patrick            | USA | 48.44                    |                    |     |       |
|                           |                        |     |       | David Lee               | USA | 48.44                    |                    |     |       |
| 1983                      | Edwin Moses            | USA | 47.02 | Andre Phillips          | USA | 47.78                    | Dave Patrick       | USA | 48.05 |
| 1984                      | Edwin Moses            | USA | 47.32 | Harald Schmid           | FRG | 47.69                    | Danny Harris       | USA | 48.02 |
| 1985                      | Danny Harris           | USA | 47.63 | Andre Phillips          | USA | 47.67                    | Harald Schmid      | FRG | 47.85 |

| YEAR | FIRST            |     | SECOND |                   | THIRD |       |                                   |
|------|------------------|-----|--------|-------------------|-------|-------|-----------------------------------|
| 1986 | Edwin Moses      | USA | 47.38  | Andre Phillips    | USA   | 47.51 | Danny Harris USA 47.82            |
| 1987 | Edwin Moses      | USA | 47.46  | Danny Harris      | USA   | 47.48 |                                   |
|      |                  |     |        | Harald Schmid     | FRG   | 47.48 |                                   |
| 1988 | Andre Phillips   | USA | 47.19  | Amadou Dia Bâ     | SEN   | 47.23 | Edwin Moses USA 47.37             |
| 1989 | Kevin Young      | USA | 47.86  | Andre Phillips    | USA   | 47.94 | Winthrop Graham JAM 48.20         |
| 1990 | Danny Harris     | USA | 47.49  | Samuel Matete     | ZAM   | 47.91 | Kriss Akabusi GBR 47.92           |
| 1991 | Samuel Matete    | ZAM | 47.10  | Danny Harris      | USA   | 47.38 | Winthrop Graham JAM 47.74         |
| 1992 | Kevin Young      | USA | 46.78  | Winthrop Graham   | JAM   | 47.62 | Kriss Akabusi GBR 47.82           |
| 1993 | Kevin Young      | USA | 47.18  | Winthrop Graham   | JAM   | 47.60 |                                   |
|      |                  |     |        | Samuel Matete     | ZAM   | 47.60 |                                   |
| 1994 | Derrick Adkins   | USA | 47.70  | Samuel Matete     | ZAM   | 47.90 | Winthrop Graham JAM 48.05         |
| 1995 | Stéphane Diagana | FRA | 47.37  | Samuel Matete     | ZAM   | 47.52 | Derrick Adkins USA 47.54          |
| 1996 | Derrick Adkins   | USA | 47.54  | Samuel Matete     | ZAM   | 47.78 | Calvin Davis USA 47.91            |
| 1997 | Bryan Bronson    | USA | 47.64  | Stéphane Diagana  | FRA   | 47.70 | Fabrizio Mori ITA 47.79           |
| 1998 | Bryan Bronson    | USA | 47.03  | Angelo Taylor     | USA   | 47.90 | Joey Woody USA 47.97              |
| 1999 | Fabrizio Mori    | ITA | 47.72  | Llewellyn Herbert | RSA   | 47.83 | Samuel Matete ZAM 47.91           |
| 2000 | Angelo Taylor    | USA | 47.50  | Hadi Al-Somaily   | KSA   | 47.53 | Llewellyn Herbert RSA 47.81       |
| 2001 | Félix Sánchez    | DOM | 47.38  | Fabrizio Mori     | ITA   | 47.54 | Dai Tamesue JPN 47.89             |
| 2002 | Félix Sánchez    | DOM | 47.35  | James Carter      | USA   | 47.57 | Stéphane Diagana FRA 47.58        |
| 2003 | Félix Sánchez    | DOM | 47.25  | Kemel Thompson    | JAM   | 48.05 | Periklis Iakovákis GRE 48.17      |
| 2004 | Félix Sánchez    | DOM | 47.63  | James Carter      | USA   | 47.68 | Bershawn Jackson USA 47.86        |
| 2005 | Kerron Clement   | USA | 47.24  | Bershawn Jackson  | USA   | 47.30 | James Carter USA 47.43            |
| 2006 | Kerron Clement   | USA | 47.39  | Bershawn Jackson  | USA   | 47.48 | Periklis Iakovákis GRE 47.82      |
| 2007 | Kerron Clement   | USA | 47.61  | James Carter      | USA   | 47.72 | Félix Sánchez DOM 48.01           |
| 2008 | Angelo Taylor    | USA | 47.25  | Kerron Clement    | USA   | 47.79 | Bershawn Jackson USA 48.02        |
| 2009 | Kerron Clement   | USA | 47.91  | LJ van Zyl        | RSA   | 47.94 | Bershawn Jackson USA 47.98        |
| 2010 | Bershawn Jackson | USA | 47.32  | Johnny Dutch      | USA   | 47.63 | Javier Culson PUR 47.72           |
| 2011 | LJ van Zyl       | RSA | 47.66  | Jeshua Anderson   | USA   | 47.93 |                                   |
|      |                  |     |        | Bershawn Jackson  | USA   | 47.93 |                                   |
| 2012 | Félix Sánchez    | DOM | 47.63  | Javier Culson     | PUR   | 47.78 | David Greene GBR 47.84            |
| 2013 | Jehue Gordon     | TTO | 47.79  | Michael Tinsley   | USA   | 47.70 | Omar Cisneros CUB 47.93           |
| 2014 | Javier Culson    | PUR | 48.03  | Michael Tinsley   | USA   | 48.25 |                                   |
|      |                  |     |        | Cornel Fredericks | RSA   | 48.25 |                                   |
| 2015 | Nicholas Bett    | KEN | 47.79  | Denis Kudryavtsev | RUS   | 48.05 | Bershawn Jackson USA 48.09        |
| 2016 | Kerron Clement   | USA | 47.73  | Boniface Tumuti   | KEN   | 47.78 | Yasmani Copello Escobar TUR 47.92 |

**High Jump**

|      |                     |     |       |                   |     |        |                              |
|------|---------------------|-----|-------|-------------------|-----|--------|------------------------------|
| 1965 | Ni Chihchin         | CHN | 2.25  | Valeriy Brumel    | URS | 2.21i  | Lawrie Peckham AUS 2.19      |
|      |                     |     |       |                   |     |        | Tony Sneazwell AUS 2.19      |
| 1966 | Ni Chihchin         | CHN | 2.27  | Valeriy Skvortsov | URS | 2.21   | Otis Burrell USA 2.19i       |
| 1967 | Clarence Johnson    | USA | 2.215 | John Rambo        | USA | 2.21i  | Ed Caruthers USA 2.195       |
| 1968 | Dick Fosbury        | USA | 2.24  | Ed Caruthers      | USA | 2.22   | Peter Boyce AUS 2.21         |
|      |                     |     |       |                   |     |        | Reynaldo Brown USA 2.21      |
| 1969 | Valentin Gavrilov   | URS | 2.21  | Dick Fosbury      | USA | 2.195  | Otis Burrell USA 2.19        |
| 1970 | Ni Chinchin         | CHN | 2.29  | Kęstutis Šapka    | URS | 2.23   | Bill Elliott USA 2.215       |
|      |                     |     |       |                   |     |        | Reynaldo Brown USA 2.215     |
| 1971 | Pat Matzdorf        | USA | 2.29  | Ni Chihchin       | CHN | 2.25   | Rustem Akhmetov URS 2.23     |
|      |                     |     |       |                   |     |        | István Major HUN 2.23        |
| 1972 | Jüri Tarmak         | URS | 2.25  | István Major      | HUN | 2.24i  |                              |
|      |                     |     |       | Kęstutis Šapka    | URS | 2.24   |                              |
|      |                     |     |       | Hermann Magerl    | FRG | 2.24   |                              |
| 1973 | Dwight Stones       | USA | 2.30  | John Radetich     | USA | 2.255i | Ni Chihchin CHN 2.25         |
| 1974 | Dwight Stones       | USA | 2.28  | Jesper Törring    | DEN | 2.25   |                              |
|      |                     |     |       | Kęstutis Šapka    | URS | 2.25   |                              |
| 1975 | Dwight Stones       | USA | 2.28  | Tom Woods         | USA | 2.27   | Paul Poaniewa FRA 2.26       |
| 1976 | Dwight Stones       | USA | 2.32  | Jacek Wszola      | POL | 2.29   | John Radetich USA 2.285i     |
| 1977 | Vladimir Yashchenko | URS | 2.33  | Rolf Beilschmidt  | GDR | 2.31   | Aleksandr Grigoryev URS 2.30 |
|      |                     |     |       |                   |     |        | Dwight Stones USA 2.30       |
|      |                     |     |       |                   |     |        | Jacek Wszola POL 2.30        |
| 1978 | Vladimir Yashchenko | URS | 2.35i | Franklin Jacobs   | USA | 2.32   | Greg Joy CAN 2.31            |
|      |                     |     |       |                   |     |        | Rolf Beilschmidt GDR 2.31    |
| 1979 | Dietmar Mögenburg   | FRG | 2.32  | Five men          |     | 2.30   |                              |
| 1980 | Gerd Wessig         | GDR | 2.36  | Jacek Wszola      | POL | 2.35   |                              |
|      |                     |     |       | Dietmar Mögenburg | FRG | 2.35   |                              |
| 1981 | Jeff Woodard        | USA | 2.33i | Roland Dalhäuser  | SUI | 2.31   |                              |
|      | Aleksey Demyanyuk   | URS | 2.33  | Gerd Nagel        | FRG | 2.31   |                              |
|      |                     |     |       | Dwight Stones     | USA | 2.31   |                              |
| 1982 | Dietmar Mögenburg   | FRG | 2.34i | Zhu Jianhua       | CHN | 2.33   | Five men 2.32                |
| 1983 | Zhu Jianhua         | CHN | 2.38  | Valeriy Sereda    | URS | 2.35   | Paul Frommeyer FRG 2.34      |
|      |                     |     |       |                   |     |        | Carlo Thränhardt FRG 2.34    |
|      |                     |     |       |                   |     |        | Eddy Annijs BEL 2.34         |

| YEAR | FIRST                   |     |       | SECOND             |     |       | THIRD               |     |       |
|------|-------------------------|-----|-------|--------------------|-----|-------|---------------------|-----|-------|
| 1984 | Zhu Jianhua             | CHN | 2.39  | Valeriy Sereda     | URS | 2.37  |                     |     |       |
|      |                         |     |       | Carlo Thränhardt   | FRG | 2.37  |                     |     |       |
| 1985 | Igor Paklin             | URS | 2.41  | Rudolf Povarnitsyn | URS | 2.40  | Dietmar Mögenburg   | FRG | 2.39i |
| 1986 | Igor Paklin             | URS | 2.38  | Jim Howard         | USA | 2.36i |                     |     |       |
|      |                         |     |       | Carlo Thränhardt   | FRG | 2.36i |                     |     |       |
|      |                         |     |       | Javier Sotomayor   | CUB | 2.36  |                     |     |       |
| 1987 | Patrik Sjöberg          | SWE | 2.42  | Carlo Thränhardt   | FRG | 2.40i | Gennadiy Avdyeyenko | URS | 2.38  |
|      |                         |     |       |                    |     |       | Igor Paklin         | URS | 2.38  |
| 1988 | Javier Sotomayor        | CUB | 2.43  | Carlo Thränhardt   | FRG | 2.42  | Patrik Sjöberg      | SWE | 2.39i |
| 1989 | Javier Sotomayor        | CUB | 2.44  | Patrik Sjöberg     | SWE | 2.40  | Hollis Conway       | USA | 2.39  |
| 1990 | Sorin Matei             | ROU | 2.40  | Hollis Conway      | USA | 2.38  | Dragutin Topić      | YUG | 2.37  |
|      |                         |     |       |                    |     |       | Sergey Dymchenko    | URS | 2.37  |
| 1991 | Hollis Conway           | USA | 2.40i |                    |     |       |                     |     |       |
|      | Javier Sotomayor        | CUB | 2.40  |                    |     |       |                     |     |       |
|      | Charles Austin          | USA | 2.40  |                    |     |       |                     |     |       |
| 1992 | Patrik Sjöberg          | SWE | 2.38i | Steve Smith        | GBR | 2.37  | Four men            |     | 2.36  |
| 1993 | Javier Sotomayor        | CUB | 2.45  | Patrik Sjöberg     | SWE | 2.39i | Hollis Conway       | USA | 2.38  |
|      |                         |     |       |                    |     |       | Dragutin Topić      | YUG | 2.38  |
| 1994 | Javier Sotomayor        | CUB | 2.42  | Steve Smith        | GBR | 2.38i |                     |     |       |
|      |                         |     |       | Wolf-Hendrik Bayer | GER | 2.38i |                     |     |       |
| 1995 | Javier Sotomayor        | CUB | 2.40  | Troy Kemp          | BAH | 2.38  |                     |     |       |
|      |                         |     |       | Sorin Matei        | ROU | 2.38i |                     |     |       |
| 1996 | Charles Austin          | USA | 2.39  | Javier Sotomayor   | CUB | 2.38i |                     |     |       |
|      |                         |     |       | Artur Partyka      | POL | 2.38  |                     |     |       |
| 1997 | Javier Sotomayor        | CUB | 2.37  | Tim Forsyth        | AUS | 2.36  |                     |     |       |
|      |                         |     |       | Steinar Hoen       | NOR | 2.36  |                     |     |       |
| 1998 | Javier Sotomayor        | CUB | 2.37  | Steve Smith        | GBR | 2.36i |                     |     |       |
|      |                         |     |       | Sergey Klyugin     | RUS | 2.36  |                     |     |       |
| 1999 | Vyacheslav Voronin      | RUS | 2.37  | Javier Sotomayor   | CUB | 2.36i |                     |     |       |
|      |                         |     |       | Steve Smith        | GBR | 2.36  |                     |     |       |
| 2000 | Vyacheslav Voronin      | RUS | 2.40  | Matt Hemingway     | USA | 2.38i | Artur Partyka       | POL | 2.37i |
| 2001 | Vyacheslav Voronin      | RUS | 2.37  | Martin Buss        | GER | 2.36  | Andrey Sokolovskiy  | UKR | 2.35i |
|      |                         |     |       |                    |     |       | Charles Clinger     | USA | 2.35  |
| 2002 | Jacques Freitag         | RSA | 2.37  | Andrey Sokolovskiy | UKR | 2.36  | Four men            |     | 2.35  |
| 2003 | Stefan Holm             | SWE | 2.36i | Jacques Freitag    | RSA | 2.35  |                     |     |       |
|      | Aleksander Walerianczyk | POL | 2.36  |                    |     |       |                     |     |       |
| 2004 | Stefan Holm             | SWE | 2.37i | Andrey Sokolovskiy | UKR | 2.35  | Five men            |     | 2.34  |
| 2005 | Stefan Holm             | SWE | 2.40i | Jaroslav Rybakov   | RUS | 2.38i |                     |     |       |
|      |                         |     |       | Jacques Freitag    | RSA | 2.38  |                     |     |       |
|      |                         |     |       | Andrey Sokolovskiy | UKR | 2.38  |                     |     |       |
| 2006 | Ivan Ukhov              | RUS | 2.37i |                    |     |       |                     |     |       |
|      | Yaroslav Rybakov        | RUS | 2.37i |                    |     |       |                     |     |       |
|      | Andrey Silnov           | RUS | 2.37  |                    |     |       |                     |     |       |
| 2007 | Ivan Ukhov              | RUS | 2.39i | Yaroslav Rybakov   | RUS | 2.38i |                     |     |       |
|      |                         |     |       | Stefan Holm        | SWE | 2.38i |                     |     |       |
|      |                         |     |       | Linus Thornblad    | SWE | 2.38i |                     |     |       |
| 2008 | Yaroslav Rybakov        | RUS | 2.38i | Stefan Holm        | SWE | 2.37  |                     |     |       |
|      | Andrey Silnov           | RUS | 2.38  |                    |     |       |                     |     |       |
| 2009 | Ivan Ukhov              | RUS | 2.40i | Linus Thronblad    | SWE | 2.36i |                     |     |       |
|      |                         |     |       | Jesse Williams     | USA | 2.36i |                     |     |       |
| 2010 | Ivan Ukhov              | RUS | 2.38i | Jesse Williams     | USA | 2.32i | Four men            |     | 2.33  |
| 2011 | Ivan Ukhov              | RUS | 2.38i | Jesse Williams     | USA | 2.37  | Aleksey Dmitrik     | RUS | 2.36  |
|      |                         |     |       |                    |     |       | Aleksandr Shustov   | RUS | 2.36  |
|      |                         |     |       |                    |     |       | Andrey Silnov       | RUS | 2.36  |
| 2012 | Ivan Ukhov              | RUS | 2.39  |                    |     |       | Andrey Silnov       | RUS | 2.37  |
|      | Mutaz Essa Barshim      | QAT | 2.39  |                    |     |       | Robbie Grabarz      | GBR | 2.37  |
| 2013 | Bogdan Bondarenko       | UKR | 2.41  | Mutaz Essa Barshim | QAT | 2.40  | Derek Drouin        | CAN | 2.38  |
| 2014 | Mutaz Essa Barshim      | QAT | 2.43  | Ivan Ukhov         | RUS | 2.42i |                     |     |       |
|      |                         |     |       | Bogdan Bondarenko  | UKR | 2.42  |                     |     |       |
| 2015 | Mutaz Essa Barshim      | QAT | 2.41  | Zhang Guowei       | CHN | 2.38  | Bogdan Bondarenko   | UKR | 2.37  |
|      |                         |     |       |                    |     |       | Erik Kynard         | USA | 2.37  |
|      |                         |     |       |                    |     |       | Derek Drouin        | CAN | 2.37  |
|      |                         |     |       |                    |     |       | Gianmarco Tamberi   | ITA | 2.37  |
| 2016 | Mutaz Essa Barshim      | QAT | 2.40  | Gianmarco Tamberi  | ITA | 2.39  | Derek Drouin        | CAN | 2.38  |



| YEAR              | FIRST   | SECOND  | THIRD   |
|-------------------|---|---|---|
| <b>Pole Vault</b> |   |   |   |
| 1965              | John Pennel<br>USA 5.18                                   | John Cramer<br>USA 5.06                                       | Paul Wilson<br>USA 5.05<br>Wolfgang Nordwig<br>GDR 5.05                               |
| 1966              | John Pennel<br>USA 5.35                                   | Bob Seagren<br>USA 5.32                                       | Wolfgang Nordwig<br>GDR 5.23  |
| 1967              | Paul Wilson<br>USA 5.38                                   | Bob Seagren<br>USA 5.36                                       | Hristos Papanicolau<br>GRE 5.30   |
| 1968              | Bob Seagren<br>USA 5.41                                   | Claus Schiprowski<br>FRG 5.40<br>Wolfgang Nordwig<br>GDR 5.40 |   |
| 1969              | John Pennel<br>USA 5.44                                   | Bob Seagren<br>USA 5.40<br>Dick Railsback<br>USA 5.40         |   |
| 1970              | Hristos Papanicolau<br>GRE 5.49                           | Wolfgang Nordwig<br>GDR 5.46                                  | François Tracanelli<br>FRA 5.40   |
| 1971              | Kjell Isaksson<br>SWE 5.43                                | Wolfgang Nordwig<br>GDR 5.40                                  | Yuriy Isakov<br>URS 5.36  |
| 1972              | Bob Seagren<br>USA 5.63                                   | Kjell Isaksson<br>SWE 5.59                                    | Steve Smith<br>USA 5.50<br>Jan Johnson<br>USA 5.50<br>Wolfgang Nordwig<br>GDR 5.50    |
| 1973              | Steve Smith<br>USA 5.49i                                  | Antti Kalliomäki<br>FIN 5.47                                  | François Tracanelli<br>FRA 5.42   |
| 1974              | Steve Smith<br>USA 5.53i                                  | Bob Seagren<br>USA 5.49                                       | Tadeusz Ślusarski<br>POL 5.42   |
| 1975              | Dave Roberts<br>USA 5.65                                  | Steve Smith<br>USA 5.61i                                      | Władysław Kozakiewicz<br>POL 5.60   |
| 1976              | Dave Roberts<br>USA 5.70                                  | Earl Bell<br>USA 5.67   | Władysław Kozakiewicz<br>POL 5.62<br>Tadeusz Ślusarski<br>POL 5.62                    |
| 1977              | Władysław Kozakiewicz<br>POL 5.66                         | Earl Bell<br>USA 5.60<br>Mike Tully<br>USA 5.60               |   |
| 1978              | Mike Tully<br>USA 5.71                                    | Władysław Kozakiewicz<br>POL 5.62                             | Larry Jessee<br>USA 5.61<br>Vladimir Trofimenko<br>URS 5.61<br>Dan Ripley<br>USA 5.63 |
| 1979              | Patrick Abada<br>FRA 5.65<br>Philippe Houvion<br>FRA 5.65 |   |   |
| 1980              | Władysław Kozakiewicz<br>POL 5.78                         | Philippe Houvion<br>FRA 5.77                                  | Thierry Vigneron<br>FRA 5.75  |
| 1981              | Vladimir Polyakov<br>URS 5.81                             | Thierry Vigneron<br>FRA 5.80                                  | Konstantin Volkov<br>URS 5.75   |
| 1982              | Dave Volz<br>USA 5.75<br>Jean-Michel Bellot<br>FRA 5.75   |   | Billy Olson<br>USA 5.74i  |
| 1983              | Thierry Vigneron<br>FRA 5.83                              | Pierre Quinon<br>FRA 5.82                                     | Billy Olson<br>USA 5.80i  |
| 1984              | Sergey Bubka<br>URS 5.94                                  | Thierry Vigneron<br>FRA 5.91                                  | Konstantin Volkov<br>URS 5.85   |
| 1985              | Sergey Bubka<br>URS 6.00                                  | Pierre Quinon<br>FRA 5.90                                     | Billy Olson<br>USA 5.86i  |
| 1986              | Sergey Bubka<br>URS 6.01                                  | Billy Olson<br>USA 5.93i                                      | Joe Dial<br>USA 5.91i   |
| 1987              | Sergey Bubka<br>URS 6.03                                  | Joe Dial<br>USA 5.96  | Ferenc Salbert<br>FRA 5.90i<br>Rodion Gataullin<br>URS 5.90                           |
| 1988              | Sergey Bubka<br>URS 6.06                                  | Rodion Gataullin<br>URS 5.95                                  | Miroslaw Chmara<br>POL 5.90   |
| 1989              | Sergey Bubka<br>UKR 6.03i                                 | Rodion Gataullin<br>RUS 6.02i                                 | Philippe Collet<br>FRA 5.92i  |
| 1990              | Sergey Bubka<br>URS 6.05i                                 | Philippe Collet<br>FRA 5.94i                                  | Rodion Gataullin<br>URS 5.92  |
| 1991              | Sergey Bubka<br>URS 6.12i                                 | István Bagyula<br>HUN 5.92                                    | Viktor Ryzhenkov<br>URS 5.91i   |
| 1992              | Sergey Bubka<br>EUN 6.13i                                 | Rodion Gataullin<br>EUN 5.95                                  | Igor Potapovich<br>EUN 5.92   |
| 1993              | Sergey Bubka<br>UKR 6.15i                                 | Rodion Gataullin<br>RUS 6.00                                  | Jean Galfione<br>FRA 5.93   |
| 1994              | Sergey Bubka<br>UKR 6.14                                  | Rodion Gataullin<br>RUS 6.00                                  | Scott Huffman<br>USA 5.97   |
| 1995              | Okkert Brits<br>RSA 6.03                                  | Sergey Bubka<br>UKR 6.00                                      | Maksim Tarasov<br>RUS 5.91  |
| 1996              | Sergey Bubka<br>UKR 6.02                                  | Okkert Brits<br>RSA 6.01<br>Igor Trandekov<br>RUS 6.01        |   |
| 1997              | Sergey Bubka<br>UKR 6.05                                  | Maksim Tarasov<br>RUS 6.00<br>Tim Lobinger<br>GER 6.00        |   |
| 1998              | Jeff Hartwig<br>USA 6.01                                  | Dmitriy Markov<br>BLR 6.00                                    | Jean Galfione<br>FRA 5.97   |
| 1999              | Maksim Tarasov<br>RUS 6.05                                | Jeff Hartwig<br>USA 6.02                                      | Jean Galfione<br>FRA 6.00i<br>Tim Lobinger<br>GER 6.00                                |
| 2000              | Jeff Hartwig<br>USA 6.03                                  | Michael Stolle<br>GER 5.95<br>Tim Lobinger<br>GER 5.95i       |   |
| 2001              | Dmitriy Markov<br>AUS 6.05                                | Danny Ecker<br>GER 6.00i                                      | Lawrence Johnson<br>USA 5.96i   |
| 2002              | Jeff Hartwig<br>USA 6.02i                                 | Tim Lobinger<br>GER 5.90                                      | Four men<br>5.85  |
| 2003              | Romain Mesnil<br>FRA 5.95                                 | Aleksandr Averbukh<br>ISR 5.93                                | Tim Lobinger<br>GER 5.91  |
| 2004              | Tim Mack<br>USA 6.01                                      | Toby Stevenson<br>USA 6.00                                    | Jeff Hartwig<br>USA 5.88i   |
| 2005              | Paul Burgess<br>AUS 6.00                                  | Brad Walker<br>USA 5.96                                       | Tim Lobinger<br>GER 5.93  |
| 2006              | Brad Walker<br>USA 6.00                                   | Steve Hooker<br>AUS 5.96                                      | Paul Burgess<br>AUS 5.92  |
| 2007              | Brad Walker<br>USA 5.95                                   | Paul Burgess<br>AUS 5.91<br>Steve Hooker<br>AUS 5.91          |   |
| 2008              | Brad Walker<br>USA 6.04                                   | Yevgeniy Lukyanenko<br>RUS 6.01                               | Steve Hooker<br>AUS 6.00  |
| 2009              | Steve Hooker<br>AUS 6.06i                                 | Renaud Lavillenie<br>FRA 6.01                                 | Romain Mesnil<br>FRA 5.85   |
| 2010              | Steve Hooker<br>AUS 5.95                                  | Renaud Lavillenie<br>FRA 5.94                                 | Malte Mohr<br>GER 5.90  |
| 2011              | Renaud Lavillenie<br>FRA 6.03i                            | Paweł Wojciechowski<br>POL 5.91                               | Dmitriy Starodubtsev<br>RUS 5.90i<br>Lázaro Borges<br>CUB 5.90                        |
| 2012              | Björn Otto<br>GER 6.01                                    | Renaud Lavillenie<br>FRA 5.97                                 | Malte Mohr<br>GER 5.91<br>Raphael Holzdeppe<br>GER 5.91                               |
| 2013              | Renaud Lavillenie<br>FRA 6.02                             | Raphael Holzdeppe<br>GER 5.91                                 | Björn Otto<br>GER 5.90i   |

| YEAR             | FIRST              |     |       | SECOND                       |     |       | THIRD                        |     |       |
|------------------|--------------------|-----|-------|------------------------------|-----|-------|------------------------------|-----|-------|
| 2014             | Renaud Lavillenie  | FRA | 6.16i | Malte Mohr                   | GER | 5.90i | Luke Cutts                   | GBR | 5.83i |
|                  |                    |     |       |                              |     |       | Mark Hollis                  | USA | 5.83  |
| 2015             | Renaud Lavillenie  | FRA | 6.05  | Raphael Holzdeppe            | GER | 5.94  | Shawn Barber                 | CAN | 5.93  |
| 2016             | Thiago Braz        | BRA | 6.03  | Shawn Barber                 | CAN | 6.00i | Renaud Lavillenie            | FRA | 5.98  |
| <b>Long Jump</b> |                    |     |       |                              |     |       |                              |     |       |
| 1965             | Ralph Boston       | USA | 8.35  | Igor Ter-Ovanesyan           | URS | 8.19  | Clarence Robinson            | USA | 8.16  |
| 1966             | Igor Ter-Ovanesyan | URS | 8.23  | Lynn Davies                  | GBR | 8.18  |                              |     |       |
|                  |                    |     |       | Ralph Boston                 | USA | 8.18  |                              |     |       |
| 1967             | Igor Ter-Ovanesyan | URS | 8.35  | Ralph Boston                 | USA | 8.29  | Bob Beamon                   | USA | 8.21i |
| 1968             | Bob Beamon         | USA | 8.90  | Igor Ter-Ovanesyan           | URS | 8.28  | Ralph Boston                 | USA | 8.27  |
| 1969             | Igor Ter-Ovanesyan | URS | 8.21  |                              |     |       | Bob Beamon                   | USA | 8.20  |
|                  | Waldemar Stepien   | POL | 8.21  |                              |     |       |                              |     |       |
| 1970             | Josef Schwartz     | FRG | 8.35  | Jacques Pani                 | FRA | 8.16  | Klaus Beer                   | GDR | 8.10  |
| 1971             | Ron Coleman        | USA | 8.25  | Norm Tate                    | USA | 8.23  | Jacques Pani                 | FRA | 8.15  |
| 1972             | Randy Williams     | USA | 8.34  | Preston Carrington           | USA | 8.22  | Henry Hines                  | USA | 8.19  |
| 1973             | James McAlister    | USA | 8.24  | Randy Williams               | USA | 8.16  | Valeriy Podluzniy            | URS | 8.15  |
| 1974             | Arnie Robinson     | USA | 8.30  | Nenad Stekić                 | YUG | 8.24  | James Moore                  | USA | 8.20  |
| 1975             | Nenad Stekić       | YUG | 8.45  | Arnie Robinson               | USA | 8.28  | Grzegorz Cybulski            | POL | 8.27  |
| 1976             | Arnie Robinson     | USA | 8.35  | Jacques Rousseau             | FRA | 8.26  | Aleksey Pereverzev           | URS | 8.21  |
| 1977             | Nenad Stekić       | YUG | 8.27  | Jacques Rousseau             | FRA | 8.25  | Arnie Robinson               | USA | 8.24  |
| 1978             | Nenad Stekić       | YUG | 8.32  | James Lofton                 | USA | 8.23  |                              |     |       |
|                  |                    |     |       | João de Oliveira             | BRA | 8.23  |                              |     |       |
| 1979             | Larry Myricks      | USA | 8.52  | João de Oliveira             | BRA | 8.36  | Lutz Dombrowski              | GDR | 8.31  |
| 1980             | Lutz Dombrowski    | GDR | 8.54  | Larry Myricks                | USA | 8.38i | Frank Paschek                | GDR | 8.36  |
| 1981             | Carl Lewis         | USA | 8.62  | Larry Myricks                | USA | 8.45  | Henry Lauterbach             | GDR | 8.35  |
| 1982             | Carl Lewis         | USA | 8.76  | Larry Myricks                | USA | 8.56  | Lutz Dombrowski              | GDR | 8.30  |
| 1983             | Carl Lewis         | USA | 8.79  | Jason Grimes                 | USA | 8.39  | Sergey Rodin                 | URS | 8.33  |
| 1984             | Carl Lewis         | USA | 8.79i | Larry Myricks                | USA | 8.59  | Lutz Dombrowski              | GDR | 8.50  |
| 1985             | Carl Lewis         | USA | 8.62  | Larry Myricks                | USA | 8.44  | Jason Grimes                 | USA | 8.43  |
|                  |                    |     |       |                              |     |       | Mike Conley                  | USA | 8.43  |
| 1986             | Robert Emmiyan     | URS | 8.61  | Larry Myricks                | USA | 8.50  | Jaime Jefferson              | CUB | 8.47  |
| 1987             | Robert Emmiyan     | URS | 8.86  | Carl Lewis                   | USA | 8.75  | Larry Myricks                | USA | 8.66  |
| 1988             | Carl Lewis         | USA | 8.76  | Larry Myricks                | USA | 8.74  | Mike Powell                  | USA | 8.49  |
| 1989             | Larry Myricks      | USA | 8.70  | Carl Lewis                   | USA | 8.54  | Mike Powell                  | USA | 8.49  |
| 1990             | Mike Powell        | USA | 8.66  | Jaime Jefferson              | CUB | 8.53  | Carl Lewis                   | USA | 8.51  |
| 1991             | Mike Powell        | USA | 8.95  | Carl Lewis                   | USA | 8.87  | Larry Myricks                | USA | 8.50  |
|                  |                    |     |       |                              |     |       | Llewellyn Starks             | USA | 8.50  |
| 1992             | Carl Lewis         | USA | 8.68  | Mike Powell                  | USA | 8.64  | Iván Pedroso                 | CUB | 8.53  |
| 1993             | Mike Powell        | USA | 8.70  | Erick Walder                 | USA | 8.53  | Iván Pedroso                 | CUB | 8.49  |
| 1994             | Erick Walder       | USA | 8.74  | Carl Lewis                   | USA | 8.66  | Kareem Streete-Thompson      | USA | 8.63  |
| 1995             | Iván Pedroso       | CUB | 8.71  | Kareem Streete-Thompson      | USA | 8.56  | Mike Powell                  | USA | 8.52  |
| 1996             | Erick Walder       | USA | 8.58  | James Beckford               | JAM | 8.52  | Carl Lewis                   | USA | 8.50  |
| 1997             | Iván Pedroso       | CUB | 8.63  | James Beckford               | JAM | 8.62  | Erick Walder                 | USA | 8.49  |
| 1998             | James Beckford     | JAM | 8.60  | Iván Pedroso                 | CUB | 8.54  | Erick Walder                 | USA | 8.48  |
| 1999             | Iván Pedroso       | CUB | 8.62i | Yago Lamela                  | ESP | 8.56  | James Beckford               | JAM | 8.50  |
| 2000             | Iván Pedroso       | CUB | 8.65  | Melvin Lister                | USA | 8.49  |                              |     |       |
|                  |                    |     |       | Jai Taurima                  | AUS | 8.49  |                              |     |       |
| 2001             | Iván Pedroso       | CUB | 8.43i | James Beckford               | JAM | 8.41  | Savanté Stringfellow         | USA | 8.38  |
| 2002             | Miguel Pate        | USA | 8.59i | Savanté Stringfellow         | USA | 8.52  | Dwight Phillips              | USA | 8.38  |
| 2003             | Yago Lamela        | ESP | 8.53  | Savanté Stringfellow         | USA | 8.46  |                              |     |       |
|                  |                    |     |       | Miguel Pate                  | USA | 8.46  |                              |     |       |
| 2004             | Dwight Phillips    | USA | 8.60  | John Moffitt                 | USA | 8.47  | Savanté Stringfellow         | USA | 8.41i |
| 2005             | Dwight Phillips    | USA | 8.60  | Miguel Pate                  | USA | 8.45  | Mohammed Salman Al-Khawalidi | KSA | 8.44  |
| 2006             | Irving Saladino    | PAN | 8.56  | Mohammed Salman Al-Khawalidi | KSA | 8.48  | Ignisious Gaisah             | GHA | 8.43  |
| 2007             | Louís Tsátoumas    | GRE | 8.66  | Irving Saladino              | PAN | 8.57  | Andrew Howe                  | ITA | 8.47  |
| 2008             | Irving Saladino    | PAN | 8.73  | Ibrahin Camejo               | CUB | 8.46  | Louís Tsátoumas              | GRE | 8.44  |
| 2009             | Dwight Phillips    | USA | 8.74  | Sebastian Bayer              | GER | 8.71i | Irving Saladino              | PAN | 8.63  |
| 2010             | Christian Reif     | GER | 8.47  | Dwight Phillips              | USA | 8.46  | Fabrice Lapierre             | AUS | 8.40  |
| 2011             | Mitchell Watt      | AUS | 8.54  | Dwight Phillips              | USA | 8.45  | Ngonidzashe Makusha          | ZIM | 8.40  |
|                  |                    |     |       |                              |     |       | Irving Saladino              | PAN | 8.40  |
| 2012             | Greg Rutherford    | GBR | 8.35  |                              |     |       | Sebastian Bayer              | GER | 8.34  |
|                  | Sergey Morgunov    | RUS | 8.35  |                              |     |       |                              |     |       |
| 2013             | Aleksandr Menkov   | RUS | 8.56  | Luis Rivera                  | MEX | 8.46  | Eusebio Cáceres              | ESP | 8.37  |
| 2014             | Greg Rutherford    | GBR | 8.51  | Christian Reif               | GER | 8.49  | Li Jinzhe                    | CHN | 8.47  |
| 2015             | Jeffrey Henderson  | USA | 8.52  | Zarck Visser                 | RSA | 8.41  |                              |     |       |
|                  |                    |     |       | Greg Rutherford              | GBR | 8.41  |                              |     |       |
| 2016             | Jarrion Lawson     | USA | 8.58  | Luvo Manyonga                | RSA | 8.48  | Marquise Goodwin             | USA | 8.45  |

| YEAR               | FIRST                    |     |        | SECOND               |     |        | THIRD                |     |        |
|--------------------|--------------------------|-----|--------|----------------------|-----|--------|----------------------|-----|--------|
| <b>Triple Jump</b> |                          |     |        |                      |     |        |                      |     |        |
| 1965               | Jozef Schmidt            | POL | 16.74  | Henrik Kalocsai      | HUN | 16.54  | Hans-Jürgen Rückborn | GDR | 16.51  |
| 1966               | Jan Jaskolski            | POL | 16.76  | Art Walker           | USA | 16.74  | Art Walker           | USA | 16.70i |
| 1967               | Aleksandr Zolotaryev     | URS | 16.92  | Jozef Schmidt        | POL | 16.84  | Henrik Kalocsai      | HUN | 16.73  |
| 1968               | Viktor Sanyeyev          | URS | 17.39  | Nelson Prudencio     | BRA | 17.27  | Giuseppe Gentile     | ITA | 17.22  |
| 1969               | Viktor Sanyeyev          | URS | 17.15  | Nikolay Dudkin       | URS | 16.86i | Phil May             | AUS | 16.82  |
| 1970               | Viktor Sanyeyev          | URS | 17.34  | Jörg Drehmel         | GDR | 17.13  | Nikolay Dudkin       | URS | 17.01  |
| 1971               | Pedro Perez              | CUB | 17.40  | Viktor Sanyeyev      | URS | 17.29  | Carol Corbu          | ROU | 17.12  |
| 1972               | Viktor Sanyeyev          | URS | 17.44  | Jörg Drehmel         | GDR | 17.31  | Carol Corbu          | ROU | 17.10  |
| 1973               | Mikhail Bariban          | URS | 17.20  | Viktor Sanyeyev      | URS | 17.12  | Michał Joachimowski  | POL | 17.06  |
| 1974               | Viktor Sanyeyev          | URS | 17.23  | Jörg Drehmel         | GDR | 17.06  | Michał Joachimowski  | POL | 17.03  |
| 1975               | João de Oliveira         | BRA | 17.89  | Viktor Sanyeyev      | URS | 17.33  | Tommy Haynes         | USA | 17.20  |
| 1976               | João de Oliveira         | BRA | 17.38  | Viktor Sanyeyev      | URS | 17.29  | James Butts          | USA | 17.18  |
| 1977               | Ron Livers               | USA | 17.19  | Anatoliy Piskulin    | URS | 17.04  | Viktor Sanyeyev      | URS | 16.90  |
|                    |                          |     |        |                      |     |        | Juan Velazquez       | CUB | 16.90  |
| 1978               | João de Oliveira         | BRA | 17.44  | James Butts          | USA | 17.24  | Ron Livers           | USA | 17.15  |
| 1979               | Gennadiy Valyukevich     | URS | 17.29  | João de Oliveira     | BRA | 17.27  | Willie Banks         | USA | 17.23  |
| 1980               | Jaak Uudmäe              | URS | 17.35  | Viktor Sanyeyev      | URS | 17.24  | João de Oliveira     | BRA | 17.22  |
| 1981               | Willie Banks             | USA | 17.56  | João de Oliveira     | BRA | 17.37  | Zhou Zhenxian        | CHN | 17.34  |
| 1982               | Keith Connor             | GBR | 17.57  | Ken Lorroway         | AUS | 17.46  | Gennadiy Valyukevich | URS | 17.42  |
| 1983               | Vasiliiy Grishchenkov    | URS | 17.55  | Aleksandr Beskrovniy | URS | 17.53  | Zdzisław Hoffmann    | POL | 17.42  |
| 1984               | Oleg Protsenko           | URS | 17.52  | Aleksandr Yakovlev   | URS | 17.50  |                      |     |        |
|                    |                          |     |        | Mike Conley          | USA | 17.50  |                      |     |        |
| 1985               | Willie Banks             | USA | 17.97  | Charlie Simpkins     | USA | 17.86  | Khristo Markov       | BUL | 17.77  |
| 1986               | Khristo Markov           | BUL | 17.80  | Nikolay Musiyenko    | URS | 17.78  |                      |     |        |
|                    |                          |     |        | Lázaro Betancourt    | CUB | 17.78  |                      |     |        |
| 1987               | Khristo Markov           | BUL | 17.92  | Mike Conley          | USA | 17.87  | Aleksandr Kovalenko  | URS | 17.77  |
| 1988               | Khristo Markov           | BUL | 17.77  | Igor Lapshin         | URS | 17.69  | Oleg Protsenko       | URS | 17.68  |
| 1989               | Vladimir Inozemtsev      | URS | 17.62  | Mike Conley          | USA | 17.65i | Oleg Sakirkin        | URS | 17.58  |
| 1990               | Kenny Harrison           | USA | 17.93  | Vladimir Inozemtsev  | URS | 17.90  | Oleg Protsenko       | URS | 17.75  |
| 1991               | Kenny Harrison           | USA | 17.78  | Leonid Voloshin      | URS | 17.75  | Ralf Jaros           | GER | 17.66  |
| 1992               | Mike Conley              | USA | 17.72  | Charlie Simpkins     | USA | 17.60  | Leonid Voloshin      | URS | 17.53i |
| 1993               | Mike Conley              | USA | 17.86  | Yoelbi Quesada       | CUB | 17.68  | Leonid Voloshin      | RUS | 17.65  |
| 1994               | Leonid Voloshin          | URS | 17.77i | Mike Conley          | USA | 17.68  | Denis Kapustin       | RUS | 17.62  |
| 1995               | Jonathan Edwards         | GBR | 18.29  | James Beckford       | JAM | 17.92  | Brian Wellman        | BER | 17.72i |
| 1996               | Kenny Harrison           | USA | 18.09  | Jonathan Edwards     | GBR | 17.88  | Yoelbi Quesada       | CUB | 17.75  |
| 1997               | Yoelbi Quesada           | CUB | 17.85  | Aliecer Urrutia      | CUB | 17.83i | Jonathan Edwards     | GBR | 17.74  |
| 1998               | Jonathan Edwards         | GBR | 18.01  | Denis Kapustin       | RUS | 17.65  | Aleksandr Glavatskiy | BLR | 17.53  |
| 1999               | Charles Friedek          | GER | 17.59  | Jonathan Edwards     | GBR | 17.52  | Rostislav Dimitrov   | BUL | 17.49  |
| 2000               | Jonathan Edwards         | GBR | 17.71  | Fabrizio Donato      | ITA | 17.60  | Yoel García          | CUB | 17.47  |
| 2001               | Jonathan Edwards         | GBR | 17.92  | Christian Olsson     | SWE | 17.49  | Igor Spasovkhodskiy  | RUS | 17.44  |
| 2002               | Jonathan Edwards         | GBR | 17.86  | Christian Olsson     | SWE | 17.80i | Phillips Idowu       | GBR | 17.68  |
| 2003               | Christian Olsson         | SWE | 17.77  | Marian Oprea         | ROU | 17.63  | Jonathan Edwards     | GBR | 17.61  |
| 2004               | Christian Olsson         | SWE | 17.83i | Melvin Lister        | USA | 17.78  | Jadel Gregório       | BRA | 17.72  |
| 2005               | Marian Oprea             | ROU | 17.81  | Jadel Gregório       | BRA | 17.73  | Nathan Douglas       | GBR | 17.64  |
| 2006               | Marian Oprea             | ROU | 17.74i | Walter Davis         | USA | 17.73i | Christian Olsson     | SWE | 17.67  |
| 2007               | Jadel Gregório           | BRA | 17.90  | Nelson Évora         | POR | 17.74  | Aarik Wilson         | USA | 17.58  |
| 2008               | Phillips Idowu           | GBR | 17.65i | Nelson Évora         | POR | 17.67  | Leevan Sands         | BAH | 17.59  |
| 2009               | Phillips Idowu           | GBR | 17.73  | Nelson Évora         | POR | 17.66  | Yoandri Betanzos     | CUB | 17.65  |
|                    |                          |     |        |                      |     |        | Alexis Copello       | CUB | 17.65  |
| 2010               | Teddy Tamgho             | FRA | 17.98  | Phillips Idowu       | GBR | 17.81  | Yoandri Betanzos     | CUB | 17.69i |
| 2011               | Christian Taylor         | USA | 17.96  | Teddy Tamgho         | FRA | 17.92i | Phillips Idowu       | GBR | 17.77  |
| 2012               | Christian Taylor         | USA | 17.81  | Will Claye           | USA | 17.70i | Lyukman Adams        | RUS | 17.53  |
|                    |                          |     |        |                      |     |        | Fabrizio Donato      | ITA | 17.53  |
| 2013               | Teddy Tamgho             | FRA | 18.04  | Daniele Greco        | ITA | 17.70i | Pedro Pablo Pichardo | CUB | 17.69  |
| 2014               | Pedro Pablo Pichardo     | CUB | 17.76  | Will Claye           | USA | 17.75  | Ernesto Revé         | CUB | 17.58  |
| 2015               | Christian Taylor         | USA | 18.21  | Pedro Pablo Pichardo | CUB | 18.08  | Omar Craddock        | USA | 17.53  |
| 2016               | Christian Taylor         | USA | 17.86  | Will Claye           | USA | 17.76  | Dong Bin             | CHN | 17.58  |
| <b>Shot Put</b>    |                          |     |        |                      |     |        |                      |     |        |
| 1965               | Randy Matson             | USA | 21.52  | John McGrath         | USA | 19.40i | Neal Steinhauer      | USA | 19.34  |
| 1966               | Randy Matson             | USA | 21.09  | Neal Steinhauer      | USA | 20.44  | Mike Bianco          | USA | 19.70  |
| 1967               | Randy Matson             | USA | 21.78  | Neal Steinhauer      | USA | 21.01  | Lee Mills            | NZL | 19.80  |
| 1968               | Randy Matson             | USA | 21.30  | George Woods         | USA | 20.73  | Dave Maggard         | USA | 20.53  |
| 1969               | Neal Steinhauer          | USA | 20.64  |                      |     |        | Dieter Hoffmann      | GDR | 20.60  |
|                    | Hans-Peter Gies          | GDR | 20.64  |                      |     |        |                      |     |        |
| 1970               | Randy Matson             | USA | 21.75  | Karl Salb            | USA | 20.56i | Hartmut Briesenick   | GDR | 20.55  |
| 1971               | Heinz-Joachim Rothenburg | GDR | 21.12  | Hartmut Briesenick   | GDR | 21.08  | Al Feuerbach         | USA | 21.00i |
| 1972               | Hartmut Briesenick       | GDR | 21.54  | Al Feuerbach         | USA | 21.52  | George Woods         | USA | 21.38  |

| YEAR | FIRST              |     |        | SECOND                |     |        | THIRD             |     |        |
|------|--------------------|-----|--------|-----------------------|-----|--------|-------------------|-----|--------|
| 1973 | Al Feuerbach       | USA | 21.82  | Hartmut Briesenick    | GDR | 21.67  | George Woods      | USA | 21.27i |
| 1974 | George Woods       | USA | 22.02i | Aleksandr Baryshnikov | URS | 21.70  | Al Feuerbach      | USA | 21.60  |
| 1975 | Brian Oldfield     | USA | 22.86  | Hans Höglund          | SWE | 21.33  | Randy Matson      | USA | 21.26i |
| 1976 | Brian Oldfield     | USA | 22.45  | Aleksandr Baryshnikov | URS | 22.00  | Terry Albritton   | USA | 21.85  |
| 1977 | Udo Beyer          | GDR | 21.74  | Terry Albritton       | USA | 21.50i | Geoff Capes       | GBR | 21.30  |
| 1978 | Udo Beyer          | GDR | 22.15  | Reijo Stahlberg       | FIN | 21.17  | Al Feuerbach      | USA | 21.07  |
| 1979 | Udo Beyer          | GDR | 21.74  | Reijo Stahlberg       | FIN | 21.69  | Dave Laut         | USA | 21.11  |
| 1980 | Udo Beyer          | GDR | 21.98  | Brian Oldfield        | USA | 21.82  | Geoff Capes       | GBR | 21.68  |
| 1981 | Brian Oldfield     | USA | 22.02  | Udo Beyer             | GDR | 21.69  | Dave Laut         | USA | 21.60  |
| 1982 | Dave Laut          | USA | 22.02  | Udo Beyer             | GDR | 21.94  | Remigius Machura  | TCH | 21.74  |
| 1983 | Udo Beyer          | GDR | 22.22  | Dave Laut             | USA | 21.94  | Edward Sarul      | POL | 21.68  |
| 1984 | Brian Oldfield     | USA | 22.19  | Sergey Kasnauskas     | URS | 22.09  | Udo Beyer         | GDR | 22.04  |
| 1985 | Ulf Timmermann     | GDR | 22.62  | Sergey Smirnov        | URS | 22.05  | Alessandro Andrei | ITA | 21.95  |
| 1986 | Udo Beyer          | GDR | 22.64  | Ulf Timmermann        | GDR | 22.60  | Sergey Smirnov    | URS | 22.24  |
| 1987 | Alessandro Andrei  | ITA | 22.91  | John Brenner          | USA | 22.52  | Werner Günthör    | SUI | 22.47  |
| 1988 | Ulf Timmermann     | GDR | 23.06  | Werner Günthör        | SUI | 22.75  | Randy Barnes      | USA | 22.42  |
| 1989 | Randy Barnes       | USA | 22.66i | Ulf Timmermann        | GDR | 22.55i | Werner Günthör    | SUI | 22.18  |
| 1990 | Randy Barnes       | USA | 23.12  | Ulf Timmermann        | GDR | 21.64  | Mike Stulce       | USA | 21.49i |
| 1991 | Werner Günthör     | SUI | 22.03  | Vyacheslav Lykho      | URS | 20.77  | Lars Arvid Nilsen | NOR | 20.75  |
| 1992 | Gregg Taffralis    | USA | 21.98  | Werner Günthör        | SUI | 21.91  | Mike Stulce       | USA | 21.70  |
| 1993 | Werner Günthör     | SUI | 21.98  | Randy Barnes          | USA | 21.80  | Mike Stulce       | USA | 21.77i |
| 1994 | Kevin Toth         | USA | 21.25i | Jim Doehring          | USA | 21.09  | Aleksandr Bagach  | UKR | 21.05i |
| 1995 | John Godina        | USA | 22.00  | Mika Halvari          | FIN | 21.50  | Brent Noon        | USA | 21.47  |
| 1996 | Randy Barnes       | USA | 22.40  | John Godina           | USA | 21.25  | Roman Virastyuk   | UKR | 21.23  |
|      |                    |     |        |                       |     |        | Paolo Dal Soglio  | ITA | 21.23  |
| 1997 | Randy Barnes       | USA | 22.03  | Kevin Toth            | USA | 21.78  | John Godina       | USA | 21.75  |
| 1998 | John Godina        | USA | 21.78  | Dragan Perić          | YUG | 21.77  | Oliver-Sven Buder | GER | 21.47i |
| 1999 | John Godina        | USA | 22.02  | Aleksandr Bagach      | UKR | 21.83i | C. J. Hunter      | USA | 21.79  |
| 2000 | Adam Nelson        | USA | 22.12  | Mika Halvari          | FIN | 22.09i | C. J. Hunter      | USA | 21.87  |
| 2001 | Janus Robberts     | RSA | 21.97  | John Godina           | USA | 21.95  | Adam Nelson       | USA | 21.53  |
| 2002 | Adam Nelson        | USA | 22.51  | Kevin Toth            | USA | 22.19  | John Godina       | USA | 21.91  |
| 2003 | Kevin Toth         | USA | 22.67  | Carl Myerscough       | GBR | 21.92  | Yuriy Bilonog     | UKR | 21.81  |
| 2004 | Christian Cantwell | USA | 22.54  | John Godina           | USA | 21.71  | Adam Nelson       | USA | 21.68  |
| 2005 | John Godina        | USA | 22.20  | Adam Nelson           | USA | 21.92  | Reese Hoffa       | USA | 21.74i |
| 2006 | Christian Cantwell | USA | 22.45  | Reese Hoffa           | USA | 22.11i | Adam Nelson       | USA | 22.04  |
| 2007 | Reese Hoffa        | USA | 22.43  | Christian Cantwell    | USA | 21.96  | Joachim Olsen     | DEN | 21.61  |
|      |                    |     |        |                       |     |        | Adam Nelson       | USA | 21.61  |
| 2008 | Adam Nelson        | USA | 22.40i | Christian Cantwell    | USA | 22.18i | Reese Hoffa       | USA | 22.10  |
| 2009 | Christian Cantwell | USA | 22.16  | Tomasz Majewski       | POL | 21.95  | Reese Hoffa       | USA | 21.89  |
| 2010 | Christian Cantwell | USA | 22.41  | Reese Hoffa           | USA | 22.16  | Cory Martin       | USA | 22.10  |
| 2011 | Dylan Armstrong    | CAN | 22.21  | Adam Nelson           | USA | 22.09  |                   |     |        |
|      |                    |     |        | Reese Hoffa           | USA | 22.09  |                   |     |        |
| 2012 | Christian Cantwell | USA | 22.31  | Reese Hoffa           | USA | 22.00  |                   |     |        |
|      |                    |     |        | Ryan Whiting          | USA | 22.00i |                   |     |        |
| 2013 | Ryan Whiting       | USA | 22.28  | David Storl           | GER | 21.73  | Reese Hoffa       | USA | 21.71  |
| 2014 | Ryan Whiting       | USA | 22.23i | Joe Kovacs            | USA | 22.03  | David Storl       | GER | 21.97  |
| 2015 | Joe Kovacs         | USA | 22.56  | David Storl           | GER | 22.20  | Ryan Whiting      | USA | 21.80i |
| 2016 | Ryan Crouser       | USA | 22.52  | Tomas Walsh           | NZL | 22.21  | Joe Kovacs        | USA | 22.13  |

### Discus Throw († while South Africa were suspended from IAAF)

|      |                  |     |       |                  |     |        |                       |     |        |
|------|------------------|-----|-------|------------------|-----|--------|-----------------------|-----|--------|
| 1965 | Ludvik Danek     | TCH | 65.22 | Jay Silvester    | USA | 64.16  | Bill Neville          | USA | 62.64  |
| 1966 | Ludvik Danek     | TCH | 66.07 | Rink Babka       | USA | 63.83  | Al Oerter             | USA | 63.22  |
| 1967 | Randy Matson     | USA | 65.15 | Ludvik Danek     | TCH | 64.77  | Rink Babka            | USA | 63.55  |
| 1968 | Jay Silvester    | USA | 68.40 | Al Oerter        | USA | 64.78  | George Puce           | CAN | 64.39  |
| 1969 | Rickard Bruch    | SWE | 68.06 | Ludvik Danek     | TCH | 66.48  | Jay Silvester         | USA | 64.36  |
| 1970 | Rickard Bruch    | SWE | 67.14 | Jay Silvester    | USA | 66.28  | Ferenc Téglá          | HUN | 65.30  |
| 1971 | Jay Silvester    | USA | 70.38 | Rickard Bruch    | SWE | 68.32  | Tim Vollmer           | USA | 67.39  |
| 1972 | Rickard Bruch    | SWE | 68.40 | Ludvik Danek     | TCH | 66.64  | Tim Vollmer           | USA | 66.57  |
| 1973 | Rickard Bruch    | SWE | 67.58 | John Powell      | USA | 66.65  | Siegfried Pachale     | GDR | 66.38  |
| 1974 | Rickard Bruch    | SWE | 68.16 | John Powell      | USA | 68.08  | John van Reenen       | RSA | 68.04† |
| 1975 | John Powell      | USA | 69.08 | John van Reenen  | RSA | 68.48† | Ludvik Danek          | TCH | 67.14  |
| 1976 | Mac Wilkins      | USA | 70.86 | Wolfgang Schmidt | GDR | 68.60  | Siegfried Pachale     | GDR | 67.54  |
|      |                  |     |       |                  |     |        | John Powell           | USA | 67.54  |
| 1977 | Mac Wilkins      | USA | 69.20 | Wolfgang Schmidt | GDR | 68.26  | Hein-Direck Neu       | FRG | 68.08  |
| 1978 | Wolfgang Schmidt | GDR | 71.16 | Mac Wilkins      | USA | 70.48  | Ken Stadel            | USA | 68.40  |
| 1979 | Mac Wilkins      | USA | 70.66 | Knut Hjeltnes    | NOR | 69.50  | Art Swarts            | USA | 69.40  |
| 1980 | Mac Wilkins      | USA | 70.98 | Al Oerter        | USA | 69.46  | Art Swarts            | USA | 69.22  |
| 1981 | John Powell      | USA | 69.98 | Wolfgang Schmidt | GDR | 69.60  | Al Oerter             | USA | 68.76  |
| 1982 | Luis Delís       | CUB | 70.58 | Art Burns        | USA | 69.96  | Georgiy Kolnootchenko | URS | 69.44  |



| YEAR | FIRST              |     |       | SECOND             |     |       | THIRD                 |     |       |
|------|--------------------|-----|-------|--------------------|-----|-------|-----------------------|-----|-------|
| 1983 | Yuriy Dumchev      | URS | 71.86 | Ben Plucknett      | USA | 71.32 | Art Burns             | USA | 71.18 |
| 1984 | John Powell        | USA | 71.26 |                    |     |       | Art Burns             | USA | 70.98 |
|      | Ricky Bruch        | SWE | 71.26 |                    |     |       |                       |     |       |
| 1985 | Imrich Bugár       | TCH | 71.26 | Luis Delís         | CUB | 70.00 | Jürgen Schult         | GDR | 69.74 |
| 1986 | Jürgen Schult      | GDR | 74.08 | Art Burns          | USA | 68.72 | Knut Hjeltnes         | NOR | 68.50 |
| 1987 | Jürgen Schult      | GDR | 69.52 | Mike Buncic        | USA | 68.98 | Stefan Fernholm       | SWE | 68.30 |
| 1988 | Jürgen Schult      | GDR | 70.46 | Yuriy Dumchev      | URS | 70.30 | Romas Ubartas         | URS | 70.06 |
| 1989 | Wolfgang Schmidt   | FRG | 70.92 | Mike Buncic        | USA | 68.88 | Luis Delís            | CUB | 68.28 |
| 1990 | Romas Ubartas      | URS | 68.94 | Wolfgang Schmidt   | FRG | 68.30 | Mike Buncic           | USA | 67.72 |
| 1991 | Mike Buncic        | USA | 69.36 | Erik de Bruin      | NED | 68.12 | Adewale Olukoju       | NGR | 67.80 |
| 1992 | Jürgen Schult      | GER | 69.04 | Lars Riedel        | GER | 68.66 | Romas Ubartas         | LTU | 68.18 |
| 1993 | Lars Riedel        | GER | 68.42 | Mike Buncic        | USA | 67.12 | Erik de Bruin         | NED | 67.06 |
| 1994 | Attila Horváth     | HUN | 68.58 | Jürgen Schult      | GER | 66.08 |                       |     |       |
|      |                    |     |       | Lars Riedel        | GER | 66.08 |                       |     |       |
| 1995 | Lars Riedel        | GER | 69.08 | Sergey Lyakhov     | RUS | 66.78 | Dmitriy Shevchenko    | RUS | 66.74 |
| 1996 | Anthony Washington | USA | 71.14 | Lars Riedel        | GER | 71.06 | Vladimir Dubrovshchik | BLR | 67.90 |
| 1997 | Lars Riedel        | GER | 71.50 | Virgilijus Alekna  | LTU | 67.70 | John Godina           | USA | 67.40 |
| 1998 | John Godina        | USA | 69.91 | Anthony Washington | USA | 69.79 | Virgilijus Alekna     | LTU | 69.66 |
| 1999 | Lars Riedel        | GER | 69.18 | Anthony Washington | USA | 69.08 | John Godina           | USA | 69.05 |
| 2000 | Virgilijus Alekna  | LTU | 73.88 | Frantz Kruger      | RSA | 69.75 | Lars Riedel           | GER | 69.72 |
| 2001 | Virgilijus Alekna  | LTU | 70.99 | Frantz Kruger      | RSA | 69.96 | Lars Riedel           | GER | 69.72 |
| 2002 | Róbert Fazekas     | HUN | 71.70 | Dmitriy Shevchenko | RUS | 70.54 | Frantz Kruger         | RSA | 70.32 |
| 2003 | Róbert Fazekas     | HUN | 70.78 | Virgilijus Alekna  | LTU | 69.69 | Lars Riedel           | GER | 69.50 |
| 2004 | Virgilijus Alekna  | LTU | 70.97 | Róbert Fazekas     | HUN | 70.83 | Zoltán Kővágó         | HUN | 68.93 |
| 2005 | Virgilijus Alekna  | LTU | 70.67 | Gerd Kanter        | EST | 70.10 | Aleksander Tammert    | EST | 67.93 |
| 2006 | Gerd Kanter        | EST | 73.38 | Virgilijus Alekna  | LTU | 71.08 | Aleksander Tammert    | EST | 70.82 |
| 2007 | Gerd Kanter        | EST | 72.02 | Virgilijus Alekna  | LTU | 71.56 | Frantz Kruger         | FIN | 69.97 |
| 2008 | Gerd Kanter        | EST | 71.88 | Virgilijus Alekna  | LTU | 71.25 | Mario Pestano         | ESP | 69.50 |
| 2009 | Gerd Kanter        | EST | 71.64 | Virgilijus Alekna  | LTU | 69.59 | Robert Harting        | GER | 69.43 |
| 2010 | Gerd Kanter        | EST | 71.45 | Jason Young        | USA | 69.90 | Piotr Małachowski     | POL | 69.83 |
| 2011 | Zoltán Kővágó      | HUN | 69.50 | Robert Harting     | GER | 68.99 | Jarred Rome           | USA | 68.76 |
| 2012 | Robert Harting     | GER | 70.66 | Virgilijus Alekna  | LTU | 70.28 | Piotr Małachowski     | POL | 68.94 |
| 2013 | Piotr Małachowski  | POL | 71.84 | Robert Harting     | GER | 69.91 | Benn Harradine        | AUS | 68.20 |
| 2014 | Piotr Małachowski  | POL | 69.28 | Robert Harting     | GER | 68.47 | Martin Marić          | CRO | 67.92 |
| 2015 | Piotr Małachowski  | POL | 68.29 | Jason Morgan       | JAM | 68.19 | Christoph Harting     | GER | 67.93 |
| 2016 | Daniel Ståhl       | SWE | 68.72 | Christoph Harting  | GER | 68.37 | Piotr Małachowski     | POL | 68.15 |

**Hammer Throw**

|      |                     |     |       |                    |     |       |                      |     |       |
|------|---------------------|-----|-------|--------------------|-----|-------|----------------------|-----|-------|
| 1965 | Gyula Zsivótzky     | HUN | 73.74 | Harold Connolly    | USA | 71.26 | Romuald Klim         | URS | 71.02 |
| 1966 | Gyula Zsivótzky     | HUN | 71.94 | Romuald Klim       | URS | 71.46 | Ed Burke             | USA | 69.57 |
| 1967 | Ed Burke            | USA | 71.91 | Romuald Klim       | URS | 70.90 | Anatoliy Bondarchuk  | URS | 69.52 |
| 1968 | Gyula Zsivótzky     | HUN | 73.76 | Romuald Klim       | URS | 73.54 | Uwe Beyer            | FRG | 72.46 |
| 1969 | Anatoliy Bondarchuk | URS | 75.48 | Romuald Klim       | URS | 74.52 | Anatoliy Shuplyakov  | URS | 73.72 |
| 1970 | Anatoliy Bondarchuk | URS | 75.04 | Walter Schmidt     | FRG | 72.92 | Jochen Sachse        | GDR | 72.40 |
| 1971 | Walter Schmidt      | FRG | 76.40 | Iosif Gamskiy      | URS | 75.78 | Uwe Beyer            | FRG | 74.90 |
| 1972 | Anatoliy Bondarchuk | URS | 75.88 | Jochen Sachse      | GDR | 74.96 | Aleksey Spiridonov   | URS | 74.54 |
| 1973 | Anatoliy Bondarchuk | URS | 75.20 | Aleksey Spiridonov | URS | 74.08 | Valentin Dmitriyenko | URS | 74.00 |
| 1974 | Aleksey Spiridonov  | URS | 76.66 | Reinhard Theimer   | GDR | 76.60 | Valentin Dmitriyenko | URS | 75.52 |
| 1975 | Walter Schmidt      | FRG | 79.30 | Karl-Hans Riehm    | FRG | 78.50 | Dzhumber Phakadze    | URS | 77.64 |
| 1976 | Yuriy Sedykh        | URS | 78.86 | Aleksey Spiridonov | URS | 78.62 | Karl-Hans Riehm      | FRG | 78.52 |
| 1977 | Karl-Hans Riehm     | FRG | 77.60 |                    |     |       | Yuriy Sedykh         | URS | 76.60 |
|      | Vladimir Lesovoy    | URS | 77.60 |                    |     |       |                      |     |       |
| 1978 | Karl-Hans Riehm     | FRG | 80.32 | Boris Zaychuk      | URS | 80.14 | Yuriy Sedykh         | URS | 79.76 |
| 1979 | Sergey Litvinov     | URS | 79.82 | Manfred Hüning     | FRG | 79.16 | Karl-Hans Riehm      | FRG | 78.66 |
| 1980 | Yuriy Sedykh        | URS | 81.80 | Sergey Litvinov    | URS | 81.66 | Karl-Hans Riehm      | FRG | 80.80 |
| 1981 | Klaus Ploghaus      | FRG | 80.56 | Yuriy Sedykh       | URS | 80.18 | Sergey Litvinov      | URS | 79.60 |
| 1982 | Sergey Litvinov     | URS | 83.98 | Igor Nikulin       | URS | 83.54 | Yuriy Sedykh         | URS | 81.66 |
| 1983 | Sergey Litvinov     | URS | 84.14 | Igor Nikulin       | URS | 82.92 | Yuriy Tarasyuk       | URS | 81.18 |
| 1984 | Yuriy Sedykh        | URS | 86.34 | Sergey Litvinov    | URS | 85.20 | Jüri Tamm            | URS | 84.40 |
| 1985 | Jüri Tamm           | URS | 84.08 | Yuriy Sedykh       | URS | 82.70 | Günter Rodehau       | GDR | 82.64 |
| 1986 | Yuriy Sedykh        | URS | 86.74 | Sergey Litvinov    | URS | 86.04 | Igor Nikulin         | URS | 82.34 |
| 1987 | Sergey Litvinov     | URS | 83.48 | Igor Astapkovich   | URS | 82.96 | Vyacheslav Korovin   | URS | 82.24 |
| 1988 | Yuriy Sedykh        | URS | 85.14 | Sergey Litvinov    | URS | 84.80 | Jüri Tamm            | URS | 84.16 |
| 1989 | Heinz Weis          | FRG | 82.84 | Igor Astapkovich   | URS | 82.52 | Vasiliy Sidorenko    | URS | 82.30 |
| 1990 | Igor Nikulin        | URS | 84.48 | Igor Astapkovich   | URS | 84.14 | Andrey Abduvaliyev   | URS | 83.46 |
| 1991 | Igor Astapkovich    | URS | 84.26 | Andrey Abduvaliyev | URS | 82.80 | Yuriy Sedykh         | URS | 82.62 |
| 1992 | Igor Astapkovich    | EUN | 84.62 | Igor Nikulin       | EUN | 83.44 | Vasiliy Sidorenko    | EUN | 82.54 |
|      |                     |     |       |                    |     |       | Andrey Abduvaliyev   | EUN | 82.54 |
| 1993 | Andrey Abduvaliyev  | TJK | 82.78 | Sergey Kirmasov    | RUS | 82.54 | Igor Astapkovich     | BLR | 82.28 |

| YEAR | FIRST              |     |       | SECOND            |     |       | THIRD                  |     |       |
|------|--------------------|-----|-------|-------------------|-----|-------|------------------------|-----|-------|
| 1994 | Andrey Abduvaliyev | TJK | 83.36 | Igor Astapkovich  | BLR | 83.14 | Lance Deal             | USA | 82.50 |
| 1995 | Andrey Abduvaliyev | TJK | 83.10 | Igor Astapkovich  | BLR | 82.60 | Balázs Kiss            | HUN | 82.56 |
| 1996 | Lance Deal         | USA | 82.52 | Balázs Kiss       | HUN | 81.76 | Igor Astapkovich       | BLR | 81.76 |
| 1997 | Heinz Weis         | GER | 83.04 | Balázs Kiss       | HUN | 82.90 | Andrey Abduvaliyev     | UZB | 82.66 |
| 1998 | Tibor Gécsek       | HUN | 83.68 | Igor Astapkovich  | BLR | 83.62 | Balázs Kiss            | HUN | 83.00 |
| 1999 | Karsten Kobs       | GER | 82.78 | Tibor Gécsek      | HUN | 82.57 | Adrián Annus           | HUN | 81.73 |
| 2000 | Igor Astapkovich   | BLR | 82.58 | Gilles Dupray     | FRA | 82.38 | Ilya Kononov           | RUS | 81.93 |
| 2001 | Koji Murofushi     | JPN | 83.47 | Adrián Annus      | HUN | 83.39 | Szymon Ziółkowski      | POL | 83.38 |
| 2002 | Aleksey Zagorniy   | RUS | 83.43 | Koji Murofushi    | JPN | 83.33 | Adrián Annus           | HUN | 82.97 |
| 2003 | Koji Murofushi     | JPN | 84.86 | Ivan Tikhon       | BLR | 84.32 | Adrián Annus           | HUN | 84.19 |
| 2004 | Ivan Tikhon        | BLR | 84.46 | Adrián Annus      | HUN | 83.65 | Olli-Pekka Karjalainen | FIN | 83.30 |
| 2005 | Vadim Devyatovski  | BLR | 84.90 | Eşref Apak        | TUR | 81.45 | Andrey Skvaruk         | RUS | 81.00 |
| 2006 | Vadim Devyatovski  | BLR | 82.95 | Krisztián Pars    | HUN | 82.45 | Szymon Ziółkowski      | POL | 82.31 |
| 2007 | Ivan Tikhon        | BLR | 83.63 | Vadim Devyatovski | BLR | 82.94 | Koji Murofushi         | JPN | 82.62 |
| 2008 | Ivan Tikhon        | BLR | 84.51 | Primoz Kozmus     | SLO | 82.02 | Krisztián Pars         | HUN | 81.96 |
| 2009 | Primoz Kozmus      | SLO | 82.58 | Krisztián Pars    | HUN | 81.43 | Yuriy Shayunov         | BLR | 80.72 |
| 2010 | Koji Murofushi     | JPN | 80.99 | Libor Charfreitag | SVK | 80.59 | Pavel Krivitskiy       | BLR | 80.44 |
| 2011 | Krisztián Pars     | HUN | 81.89 | Aleksey Zagorniy  | RUS | 81.73 | Koji Murofushi         | JPN | 81.24 |
| 2012 | Ivan Tikhon        | BLR | 82.81 | Krisztián Pars    | HUN | 82.28 | Paweł Fajdek           | POL | 81.39 |
| 2013 | Krisztián Pars     | HUN | 82.40 | Paweł Fajdek      | POL | 82.27 | Sergey Litvinov        | RUS | 80.89 |
| 2014 | Paweł Fajdek       | POL | 83.48 | Krisztián Pars    | HUN | 82.69 | Mostafa Al-Gamal       | EGY | 81.27 |
| 2015 | Paweł Fajdek       | POL | 83.93 | Krisztián Pars    | HUN | 79.91 | Mostafa Al-Gamal       | EGY | 79.90 |
| 2016 | Paweł Fajdek       | POL | 82.47 | Ivan Tikhon       | BLR | 80.04 | Dilshod Nazarov        | TJK | 78.87 |

#### Javelin Throw (r = rough-tailed implement, now ruled illegal)

|      |                     |     |        |                   |     |        |                     |     |        |
|------|---------------------|-----|--------|-------------------|-----|--------|---------------------|-----|--------|
| 1965 | Jorma Kinnunen      | FIN | 88.14  | Jānis Lūsis       | URS | 86.56  | Janusz Sidło        | POL | 85.50  |
| 1966 | John Tushaus        | USA | 86.58  | Jānis Lūsis       | URS | 85.70  | Gergely Kulcsár     | HUN | 85.38  |
| 1967 | Jānis Lūsis         | URS | 90.98  | Miklós Németh     | HUN | 87.62  | Gergely Kulcsár     | HUN | 85.74  |
| 1968 | Jānis Lūsis         | URS | 91.98  | Jorma Kinnunen    | FIN | 88.58  | Ake Nilsson         | SWE | 87.76  |
| 1969 | Jorma Kinnunen      | FIN | 92.70  | Jānis Lūsis       | URS | 91.52  | Pauli Nevala        | FIN | 91.40  |
| 1970 | Pauli Nevala        | FIN | 92.64  | Mark Murro        | USA | 91.44  | Manfred Stolle      | GDR | 90.68  |
| 1971 | Jānis Lūsis         | URS | 90.68  | Janis Donins      | URS | 89.33  | Hannu Siitonen      | FIN | 88.42  |
| 1972 | Jānis Lūsis         | URS | 93.80  | Klaus Wolfermann  | FRG | 90.48  | Hannu Siitonen      | FIN | 88.58  |
| 1973 | Klaus Wolfermann    | FRG | 94.08  | Hannu Siitonen    | FIN | 93.90  | Jānis Lūsis         | URS | 91.32  |
| 1974 | Hannu Siitonen      | FIN | 89.58  | Klaus Wolfermann  | FRG | 88.26  | Miklós Németh       | HUN | 87.44  |
| 1975 | Miklós Németh       | HUN | 91.38  | Hannu Siitonen    | FIN | 90.22  | Ferenc Paragi       | HUN | 89.92  |
| 1976 | Miklós Németh       | HUN | 94.58  | Seppo Hovinen     | FIN | 93.54  | Jorma Jaakola       | FIN | 90.86  |
| 1977 | Miklós Németh       | HUN | 94.10  | Ferenc Paragi     | HUN | 91.92  | Hannu Siitonen      | FIN | 89.48  |
| 1978 | Michael Wessing     | FRG | 94.22  | Wolfgang Hanisch  | GDR | 91.14  | Nikolay Grebnyev    | URS | 89.82  |
| 1979 | Pentti Sinersaari   | FIN | 93.84  | Antero Puranen    | FIN | 92.74  | Helmut Schreiber    | FRG | 92.72  |
| 1980 | Ferenc Paragi       | HUN | 96.72  | Helmut Schreiber  | FRG | 92.62  | Dainis Kūla         | URS | 92.06  |
| 1981 | Detlef Michel       | GDR | 92.48  | Pentti Sinersaari | FIN | 91.98  | Arto Härkönen       | FIN | 91.04  |
| 1982 | Bob Roggy           | USA | 95.80  | Detlef Michel     | GDR | 94.52  | Uwe Hohn            | GDR | 91.34  |
| 1983 | Tom Petranoff       | USA | 99.72  | Detlef Michel     | GDR | 96.72  | Heino Puuste        | URS | 94.20  |
| 1984 | Uwe Hohn            | GDR | 104.80 | Detlef Michel     | GDR | 93.68  | Duncan Atwood       | USA | 93.44  |
| 1985 | Uwe Hohn            | GDR | 96.96  | Brian Crouser     | USA | 95.10  | Duncan Atwood       | USA | 94.06  |
| 1986 | Klaus Tafelmeier    | FRG | 85.74  | Tom Petranoff     | USA | 85.38  | Viktor Yevsyukov    | URS | 83.68  |
| 1987 | Jan Železný         | TCH | 87.66  | Klaus Tafelmeier  | FRG | 86.64  | Mick Hill           | GBR | 85.24  |
| 1988 | Jan Železný         | TCH | 86.88  | Tapio Korjus      | FIN | 86.50  | Klaus Tafelmeier    | FRG | 85.96  |
| 1989 | Kazuhiro Mizoguchi  | JPN | 87.60  | Steve Backley     | GBR | 85.90  | Tom Petranoff       | USA | 85.34  |
| 1990 | Steve Backley       | GBR | 90.98r | Jan Železný       | TCH | 89.66r | Patrik Bodén        | SWE | 89.10  |
| 1991 | Seppo Rätty         | FIN | 96.96r | Steve Backley     | GBR | 91.36r | Raymond Hecht       | GER | 90.84r |
| 1992 | Steve Backley       | GBR | 91.46  | Seppo Rätty       | FIN | 90.60  | Jan Železný         | TCH | 90.18  |
| 1993 | Jan Železný         | CZE | 95.66  | Raymond Hecht     | GER | 88.90  | Patrik Bodén        | SWE | 88.26  |
| 1994 | Jan Železný         | CZE | 91.82  | Raymond Hecht     | GER | 90.06  | Andrey Moruyev      | RUS | 87.34  |
| 1995 | Raymond Hecht       | GER | 92.60  | Jan Železný       | CZE | 92.28  | Steve Backley       | GBR | 88.54  |
| 1996 | Jan Železný         | CZE | 98.48  | Raymond Hecht     | GER | 92.28  | Sergey Makarov      | RUS | 88.86  |
| 1997 | Jan Železný         | CZE | 94.02  | Boris Henry       | GER | 90.44  | Kostas Gatsioudis   | GRE | 89.22  |
| 1998 | Aki Parviainen      | FIN | 90.88  | Steve Backley     | GBR | 89.89  | Boris Henry         | GER | 89.21  |
| 1999 | Aki Parviainen      | FIN | 93.09  | Sergey Makarov    | RUS | 89.93  | Kostas Gatsioudis   | GRE | 89.84  |
| 2000 | Kostas Gatsioudis   | GRE | 91.69  | Aki Parviainen    | FIN | 90.97  | Jan Železný         | CZE | 90.59  |
| 2001 | Jan Železný         | CZE | 92.80  | Aki Parviainen    | FIN | 92.41  | Kostas Gatsioudis   | GRE | 91.27  |
| 2002 | Sergey Makarov      | RUS | 92.61  | Kostas Gatsioudis | GRE | 91.23  | Steve Backley       | GBR | 88.54  |
| 2003 | Sergey Makarov      | RUS | 90.11  | Jan Železný       | CZE | 89.06  | Aleksandr Ivanov    | RUS | 88.90  |
| 2004 | Aleksandr Ivanov    | RUS | 87.73  | Breaux Greer      | USA | 87.68  | Andrus Värnik       | EST | 87.58  |
| 2005 | Tero Pitkämäki      | FIN | 91.53  | Sergey Makarov    | RUS | 90.33  | Andreas Thorkildsen | NOR | 89.60  |
| 2006 | Andreas Thorkildsen | NOR | 91.59  | Tero Pitkämäki    | FIN | 91.11  | Vadims Vasiļevskis  | LAT | 90.43  |
| 2007 | Breaux Greer        | USA | 91.29  | Tero Pitkämäki    | FIN | 91.23  | Vadims Vasiļevskis  | LAT | 90.73  |

| YEAR | FIRST               |     |       | SECOND             |     |       | THIRD              |     |       |
|------|---------------------|-----|-------|--------------------|-----|-------|--------------------|-----|-------|
| 2008 | Andreas Thorkildsen | NOR | 90.57 | Jarrod Bannister   | AUS | 89.02 | Tero Pitkämäki     | FIN | 87.70 |
| 2009 | Andreas Thorkildsen | NOR | 91.28 | Vadims Vasiļevskis | LAT | 90.71 | Tero Pitkämäki     | FIN | 87.79 |
| 2010 | Andreas Thorkildsen | NOR | 90.37 | Petr Frydrych      | CZE | 88.23 | Matthias de Zordo  | GER | 87.81 |
| 2011 | Andreas Thorkildsen | NOR | 90.61 | Matthias de Zordo  | GER | 88.36 | Vadims Vasiļevskis | LAT | 88.22 |
| 2012 | Vítězslav Veselý    | CZE | 88.34 | Antti Ruuskanen    | FIN | 87.79 | Tero Pitkämäki     | FIN | 86.98 |
| 2013 | Tero Pitkämäki      | FIN | 89.03 | Dmitriy Tarabin    | RUS | 88.34 | Vítězslav Veselý   | CZE | 87.68 |
| 2014 | Ihab Abdelrahman    | EGY | 89.21 | Zhao Qinggang      | CHN | 89.15 | Antti Ruuskanen    | FIN | 88.01 |
| 2015 | Julius Yego         | KEN | 92.72 | Keshorn Walcott    | TTO | 90.16 | Thomas Röhler      | GER | 89.27 |
| 2016 | Thomas Röhler       | GER | 91.28 | Johannes Vetter    | GER | 89.57 | Keshorn Walcott    | TTO | 88.68 |

**Decathlon** (Points tables changed in 1964 and 1985)

|      |                     |     |      |                     |     |      |                      |     |      |
|------|---------------------|-----|------|---------------------|-----|------|----------------------|-----|------|
| 1965 | Mikhail Storozhenko | URS | 7883 | Kurt Bendlin        | FRG | 7848 | Bill Toomey          | USA | 7764 |
| 1966 | Bill Toomey         | USA | 8234 | Russ Hodge          | USA | 8230 | Werner von Moltke    | FRG | 7961 |
| 1967 | Kurt Bendlin        | FRG | 8319 | Bill Toomey         | USA | 8044 | Hans-Joachim Walde   | FRG | 7992 |
| 1968 | Bill Toomey         | USA | 8222 | Hans-Joachim Walde  | FRG | 8111 | Kurt Bendlin         | FRG | 8086 |
| 1969 | Bill Toomey         | USA | 8417 | Joachim Kirst       | GDR | 8279 | Kurt Bendlin         | FRG | 8055 |
| 1970 | Rüdiger Demmig      | GDR | 8130 | Joachim Kirst       | GDR | 8121 | Jeff Bennett         | USA | 8072 |
| 1971 | Kurt Bendlin        | FRG | 8244 | Boris Ivanov        | URS | 8237 | Joachim Kirst        | GDR | 8206 |
| 1972 | Nikolay Avilov      | URS | 8454 | Ryszard Skowronek   | POL | 8146 | Jeff Bannister       | USA | 8120 |
| 1973 | Ryszard Skowronek   | POL | 8206 | Lennart Hedmark     | SWE | 8188 | Yves Le Roy          | FRA | 8140 |
| 1974 | Bruce Jenner        | USA | 8308 | Yves Le Roy         | FRA | 8229 | Ryszard Skowronek    | POL | 8207 |
| 1975 | Bruce Jenner        | USA | 8524 | Fred Dixon          | USA | 8277 | Nikolay Avilov       | URS | 8229 |
| 1976 | Bruce Jenner        | USA | 8618 | Aleksandr Grebenyuk | URS | 8468 | Guido Kratschmer     | FRG | 8411 |
| 1977 | Aleksandr Grebenyuk | URS | 8478 | Fred Dixon          | USA | 8390 | Daley Thompson       | GBR | 8190 |
| 1978 | Guido Kratschmer    | FRG | 8498 | Daley Thompson      | GBR | 8467 | Aleksandr Grebenyuk  | URS | 8340 |
| 1979 | Guido Kratschmer    | FRG | 8484 | Siegfried Stark     | GDR | 8287 | Bobby Coffman        | USA | 8274 |
| 1980 | Guido Kratschmer    | FRG | 8649 | Daley Thompson      | GBR | 8622 | Siegfried Stark      | GDR | 8480 |
| 1981 | Rainer Pottel       | GDR | 8311 | Yuriy Kutsenko      | URS | 8302 | Tito Steiner         | ARG | 8279 |
| 1982 | Daley Thompson      | GBR | 8743 | Jürgen Hingsen      | FRG | 8723 | Konstantin Akhaphkin | URS | 8458 |
| 1983 | Jürgen Hingsen      | FRG | 8779 | Siegfried Wentz     | FRG | 8718 | Daley Thompson       | GBR | 8666 |
| 1984 | Jürgen Hingsen      | FRG | 8798 |                     |     |      | Uwe Freimuth         | GDR | 8704 |
|      | Daley Thompson      | GBR | 8798 |                     |     |      |                      |     |      |
| 1985 | Torsten Voss        | GDR | 8559 | Uwe Freimuth        | GDR | 8504 | Siegfried Wentz      | FRG | 8440 |
| 1986 | Daley Thompson      | GBR | 8811 | Jürgen Hingsen      | FRG | 8730 | Siegfried Wentz      | FRG | 8676 |
| 1987 | Torsten Voss        | GDR | 8680 | Siegfried Wentz     | FRG | 8645 | Pavel Tarnovetskiy   | URS | 8375 |
| 1988 | Christian Plaziat   | FRA | 8512 | Valter Külvet       | URS | 8506 | Christian Schenk     | GDR | 8488 |
| 1989 | Dave Johnson        | USA | 8549 | Christian Plaziat   | FRA | 8485 | Christian Schenk     | GDR | 8351 |
| 1990 | Christian Plaziat   | FRA | 8574 | Mike Smith          | CAN | 8525 | Christian Schenk     | GDR | 8481 |
| 1991 | Dan O'Brien         | USA | 8812 | Mike Smith          | CAN | 8549 | Christian Plaziat    | FRA | 8518 |
| 1992 | Dan O'Brien         | USA | 8891 | Dave Johnson        | USA | 8705 | Robert Zmélík        | TCH | 8627 |
| 1993 | Dan O'Brien         | USA | 8817 | Eduard Hämäläinen   | BLR | 8724 | Paul Meier           | GER | 8548 |
| 1994 | Eduard Hämäläinen   | BLR | 8735 | Dan O'Brien         | USA | 8715 | Steve Fritz          | USA | 8548 |
| 1995 | Dan O'Brien         | USA | 8695 | Erki Nool           | EST | 8575 | Eduard Hämäläinen    | BLR | 8489 |
| 1996 | Dan O'Brien         | USA | 8824 | Frank Busemann      | GER | 8706 | Tomáš Dvořák         | CZE | 8664 |
| 1997 | Tomáš Dvořák        | CZE | 8837 | Eduard Hämäläinen   | FIN | 8730 | Frank Busemann       | GER | 8652 |
| 1998 | Dan O'Brien         | USA | 8755 | Chris Huffins       | USA | 8694 | Erki Nool            | EST | 8672 |
| 1999 | Tomáš Dvořák        | CZE | 8994 | Erki Nool           | EST | 8664 | Dean Macey           | GBR | 8556 |
| 2000 | Tomáš Dvořák        | CZE | 8900 | Roman Šebrle        | CZE | 8757 | Erki Nool            | EST | 8742 |
| 2001 | Roman Šebrle        | CZE | 9026 | Tomáš Dvořák        | CZE | 8902 | Erki Nool            | EST | 8815 |
| 2002 | Roman Šebrle        | CZE | 8800 | Tom Pappas          | USA | 8583 | Aleksandr Yurkov     | UKR | 8509 |
| 2003 | Roman Šebrle        | CZE | 8807 | Tom Pappas          | USA | 8784 | Bryan Clay           | USA | 8482 |
| 2004 | Roman Šebrle        | CZE | 8893 | Bryan Clay          | USA | 8820 | Tom Pappas           | USA | 8732 |
| 2005 | Bryan Clay          | USA | 8732 | Roman Šebrle        | CZE | 8534 | Kristjan Rahnu       | EST | 8526 |
| 2006 | Bryan Clay          | USA | 8677 | Roman Šebrle        | CZE | 8526 | Trey Hardee          | USA | 8465 |
| 2007 | Roman Šebrle        | CZE | 8697 | Maurice Smith       | JAM | 8644 | Andrey Kravchenko    | BLR | 8617 |
| 2008 | Bryan Clay          | USA | 8832 | Andrey Kravchenko   | BLR | 8585 | Trey Hardee          | USA | 8534 |
| 2009 | Trey Hardee         | USA | 8790 | Leonel Suárez       | CUB | 8654 | Tom Pappas           | USA | 8569 |
| 2010 | Bryan Clay          | USA | 8483 | Ashton Eaton        | USA | 8457 | Roman Barras         | FRA | 8453 |
| 2011 | Ashton Eaton        | USA | 8729 | Trey Hardee         | USA | 8689 | Leonel Suárez        | CUB | 8501 |
| 2012 | Ashton Eaton        | USA | 9039 | Trey Hardee         | USA | 8671 | Pascal Behrenbruch   | GER | 8558 |
| 2013 | Ashton Eaton        | USA | 8809 | Michael Schrader    | GER | 8670 | Pascal Behrenbruch   | GER | 8514 |
| 2014 | Andrey Kravchenko   | BLR | 8616 | Trey Hardee         | USA | 8599 | Kevin Mayer          | FRA | 8521 |
| 2015 | Ashton Eaton        | USA | 9045 | Trey Hardee         | USA | 8725 | Damian Warner        | CAN | 8695 |
| 2016 | Ashton Eaton        | USA | 8893 | Kevin Mayer         | FRA | 8834 | Damian Warner        | CAN | 8666 |



| YEAR                                  | FIRST                  |     | SECOND     |                        | THIRD |            |                        |                |
|---------------------------------------|------------------------|-----|------------|------------------------|-------|------------|------------------------|----------------|
| <b>20 Kilometres Walk</b> (t = track) |                        |     |            |                        |       |            |                        |                |
| 1965                                  | Hans-Joachim Pathus    | GDR | 1:27:22    | Hans-Georg Reimann     | GDR   | 1:27:33    | Dieter Lindner         | GDR 1:28:10    |
| 1966                                  | Hans-Joachim Pathus    | GDR | 1:28:02    | Gennadiy Solodov       | URS   | 1:28:30    |                        |                |
|                                       | Dieter Lindner         | GDR | 1:28:02    |                        |       |            |                        |                |
| 1967                                  | Sergey Bondarenko      | URS | 1:27:36    | Bashan Singh           | IND   | 1:27:58    | Alexander Bilek        | TCH 1:28:04.8t |
| 1968                                  | Gennadiy Agapov        | URS | 1:25:22    | Vladimir Golubnichiy   | URS   | 1:25:26    | Boris Khrolovich       | URS 1:25:45    |
| 1969                                  | Osvalds Dalke          | URS | 1:26:15    | Gennadiy Agapov        | URS   | 1:26:45.8t | Yevgeniy Lyungin       | URS 1:26:50    |
| 1970                                  | Peter Frenkel          | GDR | 1:25:50.0t | Hans-Georg Reimann     | GDR   | 1:26:07.8t | Gerhard Sperling       | GDR 1:26:07.8t |
| 1971                                  | Yevgeniy Ivchenko      | URS | 1:25:52.0t | Viktor Demyanov        | URS   | 1:26:10.6t | Antal Kiss             | HUN 1:26:56.8t |
| 1972                                  | Paul Nihill            | GBR | 1:24:50    | Gennadiy Agapov        | URS   | 1:25:19    | Hans-Georg Reimann     | GDR 1:26:14    |
| 1973                                  | Karl-Heinz Stadtmüller | GDR | 1:25:21    | Siegfried Zschiegner   | GDR   | 1:26:24    | Hans-Georg Reimann     | GDR 1:26:36    |
| 1974                                  | Bernhard Kannenberg    | FRG | 1:24:45.0t | Karl-Heinz Stadtmüller | GDR   | 1:25:13    | Peter Frenkel          | GDR 1:25:17    |
| 1975                                  | Daniel Bautista        | MEX | 1:26:03    | Domingo Colin          | MEX   | 1:26:11    | Karl-Heinz Stadtmüller | GDR 1:26:12    |
| 1976                                  | Daniel Bautista        | MEX | 1:23:40    | Viktor Semyonov        | URS   | 1:23:53    | Vladimir Golubnichiy   | URS 1:23:55    |
| 1977                                  | Daniel Bautista        | MEX | 1:23:31.9t | Domingo Colin          | MEX   | 1:23:46.0t | Raul Gonzalez          | MEX 1:24:07.4t |
| 1978                                  | Roland Wieser          | GDR | 1:23:12    | Pyotr Myslivzev        | URS   | 1:23:26.2t | Anatoliy Solomin       | URS 1:23:30    |
| 1979                                  | Daniel Bautista        | MEX | 1:20:06.8t | Domingo Colin          | MEX   | 1:20:58.6t | Reima Salonen          | FIN 1:21:01    |
| 1980                                  | Domingo Colin          | MEX | 1:19:35    | Yevgeniy Yevsyukov     | URS   | 1:19:53    | Ernesto Canto          | MEX 1:20:02    |
| 1981                                  | Dave Smith             | AUS | 1:21:39    | Ralf Kowalsky          | GDR   | 1:21:40    | Jozef Pribilinec       | TCH 1:21:56    |
| 1982                                  | Willi Sawall           | AUS | 1:21:36    | Maurizio Damilano      | ITA   | 1:22:06    | Jozef Pribilinec       | TCH 1:22:27    |
| 1983                                  | Jozef Pribilinec       | TCH | 1:19:30    | Ernesto Canto          | MEX   | 1:19:41    | Anatoliy Solomin       | URS 1:19:43    |
| 1984                                  | Ernesto Canto          | MEX | 1:18:40.0t | Ronald Weigel          | GDR   | 1:19:56    | Maurizio Damilano      | ITA 1:20:09    |
| 1985                                  | Dave Smith             | AUS | 1:19:52    | Jozef Pribilinec       | TCH   | 1:20:40    | Viktor Mostovik        | URS 1:21:33    |
| 1986                                  | Reima Salonen          | FIN | 1:19:52    | Ralf Kowalsky          | GDR   | 1:20:31    | Ronald Weigel          | GDR 1:20:39    |
| 1987                                  | Axel Noack             | GDR | 1:19:12    | Dave Smith             | AUS   | 1:19:22    | Carlos Mercenario      | MEX 1:19:24    |
| 1988                                  | Mikhail Shchennikov    | URS | 1:19:08    | Yevgeniy Misyulya      | URS   | 1:19:16    | Aleksey Pershin        | URS 1:19:22.5t |
| 1989                                  | Yevgeniy Misyulya      | URS | 1:18:54    | Valdas Kazlauskas      | URS   | 1:19:29    | Vladimir Andreyev      | URS 1:20:08    |
| 1990                                  | Pavol Blažek           | TCH | 1:18:13    | Andrey Perlov          | URS   | 1:18:20    | Aleksandr Pershin      | URS 1:18:37    |
| 1991                                  | Aleksandr Pershin      | URS | 1:18:58    | Frants Kostyukevich    | URS   | 1:19:05    | Yevgeniy Misyulya      | URS 1:19:13    |
| 1992                                  | Stefan Johansson       | SWE | 1:18:35.2t | Maurizio Damilano      | ITA   | 1:18:54    | Yevgeniy Misyulya      | EUN 1:19:03    |
| 1993                                  | Bernardo Segura        | MEX | 1:19:39    | Dmitriy Dolnikov       | RUS   | 1:19:41    | Daniel Garcia          | MEX 1:19:42    |
| 1994                                  | Bernardo Segura        | MEX | 1:17:25.6t | Bu Lingtang            | CHN   | 1:18:03.3t | Mikhail Shchennikov    | RUS 1:18:45    |
| 1995                                  | Vladimir Andreyev      | RUS | 1:18:32    | Ruslan Shafikov        | RUS   | 1:18:37    |                        |                |
|                                       |                        |     |            | Mikhail Shchennikov    | RUS   | 1:18:37    |                        |                |
| 1996                                  | Yevgeniy Misyulya      | BLR | 1:18:18    | Mikhail Shchennikov    | RUS   | 1:18:36    | Igor Kollár            | SVK 1:18:41    |
| 1997                                  | Jefferson Pérez        | ECU | 1:18:24    | Daniel García          | MEX   | 1:18:27    | Ilya Markov            | RUS 1:18:30    |
| 1998                                  | Vladimir Andreyev      | RUS | 1:18:40    | Mikhail Khmelnitskiy   | BLR   | 1:18:48    |                        |                |
|                                       |                        |     |            | Rishat Shafikov        | RUS   | 1:18:48    |                        |                |
| 1999                                  | Julio Martínez         | GUA | 1:17:46    | Alejandro López        | MEX   | 1:17:56    | Robert Korzeniowski    | POL 1:18:40    |
| 2000                                  | Roman Rasskazov        | RUS | 1:17:46    | Mikhail Khmelnitskiy   | BLR   | 1:18:14    | Vladimir Andreyev      | RUS 1:18:16    |
| 2001                                  | Dmitriy Yesipchuk      | RUS | 1:18:05    | Viktor Burayev         | RUS   | 1:18:06    | Artur Meleshkevich     | BLR 1:18:12    |
| 2002                                  | Francisco Fernández    | ESP | 1:17:22    | Andrey Stadnichuk      | RUS   | 1:19:02    | Jefferson Pérez        | ECU 1:19:08    |
| 2003                                  | Jefferson Pérez        | ECU | 1:17:21    | Francisco Fernández    | ESP   | 1:18:00    | Roman Rasskazov        | RUS 1:18:07    |
| 2004                                  | Vladimir Stankin       | RUS | 1:17:23    | Vladimir Parvatkin     | RUS   | 1:18:17    | Roman Rasskazov        | RUS 1:18:35    |
| 2005                                  | Nathan Deakes          | AUS | 1:17:33    | Zhu Hongjun            | CHN   | 1:17:41    | Francisco Fernández    | ESP 1:17:52    |
| 2006                                  | Li Gaobo               | CHN | 1:18:17    | Ilya Markov            | RUS   | 1:18:18    | Francisco Fernández    | ESP 1:18:31    |
| 2007                                  | Vladimir Kanaykin      | RUS | 1:17:16    | Francisco Fernández    | ESP   | 1:18:50    | Valeriy Borchin        | RUS 1:18:56    |
|                                       |                        |     |            |                        |       |            | Ilya Markov            | RUS 1:18:56    |
| 2008                                  | Sergey Morozov         | RUS | 1:16:43    | Valeriy Borchin        | RUS   | 1:17:55    | Francisco Fernández    | ESP 1:18:15    |
| 2009                                  | Valeriy Borchin        | RUS | 1:17:38    | Wang Hao               | CHN   | 1:18:13    | Pyotr Trofimov         | RUS 1:19:02    |
| 2010                                  | Alex Schwazer          | ITA | 1:18:24    | Jared Tallent          | AUS   | 1:19:15    | Kim Hyun-sub           | KOR 1:19:36    |
| 2011                                  | Wang Zhen              | CHN | 1:18:30    | Chu Yafei              | CHN   | 1:18:38    | Chen Ding              | CHN 1:18:52    |
| 2012                                  | Wang Zhen              | CHN | 1:17:36    | Chen Ding              | CHN   | 1:17:40    | Yohann Diniz           | FRA 1:17:43    |
| 2013                                  | Pyotr Trofimov         | RUS | 1:18:28    | Yusuke Suzuki          | JPN   | 1:18:34    | Li Jianbo              | CHN 1:18:52    |
| 2014                                  | Yusuke Suzuki          | JPN | 1:18:17    | Ruslan Dmytrenko       | UKR   | 1:18:37    | Eiki Takahashi         | JPN 1:18:41    |
| 2015                                  | Yusuke Suzuki          | JPN | 1:16:36    | Yohann Diniz           | FRA   | 1:17:02    | Wang Zhen              | CHN 1:18:00    |
| 2016                                  | Eiki Takahashi         | JPN | 1:18:26    | Isamu Fujisawa         | JPN   | 1:18:45    | Daisuke Matsunaga      | JPN 1:18:53    |
| <b>50 Kilometres Walk</b> (t = track) |                        |     |            |                        |       |            |                        |                |
| 1965                                  | Gennadiy Agapov        | URS | 3:55:36    | Aleksandr Shcherbina   | URS   | 3:57:28    | Grigoriy Klimov        | URS 4:02:08    |
| 1966                                  | Gennadiy Agapov        | URS | 4:06:22    | Zigurd Irbe            | URS   | 4:12:54    | Anatoliy Prigodskiy    | URS 4:12:55    |
| 1967                                  | Christoph Höhne        | GDR | 4:02:44    | Gennadiy Agapov        | URS   | 4:05:26    | Igor Dalla-Rossa       | URS 4:06:09    |
| 1968                                  | Bernhard Nermerich     | FRG | 4:04:09    | Sergey Grigoryev       | URS   | 4:04:40    | Christoph Höhne        | GDR 4:06:24    |
| 1969                                  | Peter Selzer           | GDR | 4:02:47    | Christoph Höhne        | GDR   | 4:05:19    | Burkhard Leuschke      | GDR 4:05:25    |
| 1970                                  | Osvalds Dalke          | URS | 4:04:35    | Christoph Höhne        | GDR   | 4:04:36    | Yuriy Milkov           | URS 4:06:21    |
| 1971                                  | Veniamin Soldatenko    | URS | 3:59:18    | Peter Selzer           | GDR   | 3:59:21    | Christoph Höhne        | GDR 4:04:06    |
| 1972                                  | Bernhard Kannenberg    | FRG | 3:52:45    | Christoph Höhne        | GDR   | 3:57:45    | Veniamin Soldatenko    | URS 3:58:24    |
| 1973                                  | Bernhard Kannenberg    | FRG | 3:56:51    | Otto Bartsch           | URS   | 3:57:11    | Christoph Höhne        | GDR 3:57:26    |
| 1974                                  | Christoph Höhne        | GDR | 3:52:53    | Yevgeniy Lyungin       | URS   | 3:58:16    | Peter Selzer           | GDR 3:59:57    |



| YEAR | FIRST               |     | SECOND     |                     | THIRD |            |                     |                |
|------|---------------------|-----|------------|---------------------|-------|------------|---------------------|----------------|
| 1975 | Veniamin Soldatenko | URS | 3:56:40    | Bernhard Kannenberg | FRG   | 3:56:52    | Yevgeniy Lyungin    | URS 3:57:40    |
| 1976 | Veniamin Soldatenko | URS | 3:54:40    | Enrique Vera        | MEX   | 3:58:14    | Reima Salonen       | FIN 3:58:53    |
| 1977 | Enrique Vera        | MEX | 3:56:39    | Pedro Aroche        | MEX   | 3:58:05    | Veniamin Soldatenko | URS 3:59:37    |
| 1978 | Raul Gonzalez       | MEX | 3:41:20    | Reima Salonen       | FIN   | 3:51:39    | Veniamin Soldatenko | URS 3:53:24    |
| 1979 | Raul Gonzalez       | MEX | 3:41:39.0t | Miguel Bermudez     | MEX   | 3:43:36    | Enrique Vera        | MEX 3:43:59    |
| 1980 | José Marín          | ESP | 3:43:35    | Raul Gonzalez       | MEX   | 3:43:42.4t | Jorge Llopart       | ESP 3:45:55    |
| 1981 | Uwe Dünkel          | GDR | 3:45:51    | Hartwig Gauder      | GDR   | 3:46:57    | Raul Gonzalez       | MEX 3:47:16.0t |
| 1982 | Ronald Weigel       | GDR | 3:44:20    | Raul Gonzalez       | MEX   | 3:45:23    | Viktor Dorovskikh   | URS 3:46:54    |
| 1983 | José Marín          | ESP | 3:40:46    | Ronald Weigel       | GDR   | 3:41:31    | Hartwig Gauder      | GDR 3:43:23    |
| 1984 | Ronald Weigel       | GDR | 3:38:31    | Hartwig Gauder      | GDR   | 3:41:24    | Andrey Perlov       | URS 3:43:06    |
| 1985 | Andrey Perlov       | URS | 3:39:47    | Veniamin Nikolayev  | URS   | 3:41:51    | Yevgeniy Yevsyukov  | URS 3:42:04    |
| 1986 | Ronald Weigel       | GDR | 3:38:17    | Hartwig Gauder      | GDR   | 3:40:55    | Vyacheslav Ivanenko | URS 3:41:54    |
| 1987 | Andrey Perlov       | URS | 3:40:07    | Hartwig Gauder      | GDR   | 3:40:53    | Ronald Weigel       | GDR 3:41:30    |
| 1988 | Vyacheslav Ivanenko | URS | 3:38:29    | Ronald Weigel       | GDR   | 3:38:56    | Hartwig Gauder      | GDR 3:39:45    |
| 1989 | Andrey Perlov       | URS | 3:37:41    | Simon Baker         | AUS   | 3:43:13    | Vitaliy Matsko      | URS 3:43:57    |
|      |                     |     |            |                     |       |            | Vitaliy Popovich    | URS 3:43:57    |
| 1990 | Aleksandr Potashov  | URS | 3:40:02    | Andrey Plotnikov    | URS   | 3:40:07    | Stanislav Vezhel    | URS 3:42:00    |
| 1991 | Carlos Mercenario   | MEX | 3:42:03    | Vitaliy Popovich    | URS   | 3:44:01    | Ronald Weigel       | GER 3:45:57    |
| 1992 | Robert Korzeniowski | POL | 3:46:42    | Carlos Mercenario   | MEX   | 3:48:05.9t | Jaime Barroso       | ESP 3:48:08    |
| 1993 | Jesús Ángel García  | ESP | 3:41:41    | Valentin Kononen    | FIN   | 3:42:02    | Valeriy Spitsyn     | RUS 3:42:50    |
| 1994 | Valentí Massana     | ESP | 3:38:43    | Valeriy Spitsyn     | RUS   | 3:41:07    | Jesús Ángel García  | ESP 3:41:28    |
| 1995 | Zhao Yongsheng      | CHN | 3:41:20    | Jesús Ángel García  | ESP   | 3:41:54    | Valentí Massana     | ESP 3:42:13    |
| 1996 | Thierry Toutain     | FRA | 3:40:57.9t | Andrey Plotnikov    | RUS   | 3:40:58    | Nikolay Matyukhin   | RUS 3:42:30    |
| 1997 | Jesús Ángel García  | ESP | 3:39:54    | Oleg Ishutkin       | RUS   | 3:40:12    | Valentin Kononen    | FIN 3:41:09    |
| 1998 | Andrey Plotnikov    | RUS | 3:41:14    | Tomasz Lipiec       | POL   | 3:42:57    | Miguel Rodríguez    | MEX 3:43:15    |
| 1999 | Sergey Korepanov    | KAZ | 3:39:22    | Tomasz Lipiec       | POL   | 3:40:08    | Nikolay Matyukhin   | RUS 3:40:13    |
| 2000 | Valeriy Spitsyn     | RUS | 3:37:26    | Vladimir Potemin    | RUS   | 3:39:21    | Valentin Kononen    | FIN 3:39:34    |
| 2001 | Robert Korzeniowski | POL | 3:42:08    | Jesús Ángel García  | ESP   | 3:43:07    | Nathan Deakes       | AUS 3:43:43    |
| 2002 | Robert Korzeniowski | POL | 3:36:39    | Aleksey Voyevodin   | RUS   | 3:40:16    | Yuriy Andronov      | RUS 3:42:06    |
| 2003 | Robert Korzeniowski | POL | 3:36:03    | German Skurygin     | RUS   | 3:36:42    | Andreas Erm         | GER 3:37:46    |
| 2004 | Denis Nizhegorodov  | RUS | 3:35:29    | Robert Korzeniowski | POL   | 3:38:46    | Han Yucheng         | CHN 3:39:10    |
| 2005 | Yu Chaohong         | CHN | 3:36:06    | Zhao Chengliang     | CHN   | 3:36:13    | Han Yucheng         | CHN 3:36:20    |
| 2006 | Nathan Deakes       | AUS | 3:35:47    | Denis Nizhegorodov  | RUS   | 3:38:02    | Zhao Jianguo        | CHN 4:41:10    |
| 2007 | Alex Schwazer       | ITA | 3:36:04    | Denis Nizhegorodov  | RUS   | 3:40:53    | Vladimir Kanaykin   | RUS 3:40:57    |
| 2008 | Denis Nizhegorodov  | RUS | 3:34:14    | Alex Schwazer       | ITA   | 3:37:04    | Igor Yerokhin       | RUS 3:38:08    |
| 2009 | Yohann Diniz        | FRA | 3:38:45    | Jared Tallent       | AUS   | 3:38:56    | Yuki Yamazaki       | JPN 3:40:12    |
| 2010 | Yohann Diniz        | FRA | 3:40:37    | Grzegorz Sudol      | POL   | 3:42:24    | Sergey Bakulin      | RUS 3:43:26    |
| 2011 | Yohann Diniz        | FRA | 3:35:27.2t | Si Tianfeng         | CHN   | 3:38:48    | Xu Faguang          | CHN 3:42:20    |
| 2012 | Jared Tallent       | AUS | 3:36:53    | Si Tianfeng         | CHN   | 3:37:16    | Robert Heffernan    | IRL 3:37:54    |
| 2013 | Robert Heffernan    | IRL | 3:37:56    | Mikhail Ryzhov      | RUS   | 3:38:58    | Jared Tallent       | AUS 3:40:03    |
| 2014 | Yohann Diniz        | FRA | 3:32:33    | Matej Tóth          | SVK   | 3:36:21    | Ivan Noskov         | RUS 3:37:41    |
| 2015 | Matej Tóth          | SVK | 3:34:38    | Hiroki Arai         | JPN   | 3:40:20    | Takayuki Tanii      | JPN 3:42:01    |
| 2016 | Yohann Diniz        | FRA | 3:37:48    | Matej Tóth          | SVK   | 3:40:58    | Wang Zhendong       | CHN 3:41:02    |

**4 x 100 Metres Relay** (Single nation teams only)

|      |               |              |                            |       |                |       |
|------|---------------|--------------|----------------------------|-------|----------------|-------|
| 1965 | Poland        | 39.2         |                            |       | France         | 39.3  |
|      | USSR          | 39.2 (39.40) |                            |       |                |       |
| 1966 | United States | 39.1         | France                     | 39.2  | Poland         | 39.6  |
|      |               |              |                            |       | Ghana          | 39.6  |
| 1967 | United States | 39.05        | France                     | 39.09 | Cuba           | 39.26 |
| 1968 | United States | 38.24        | Jamaica                    | 38.39 | Cuba           | 38.40 |
| 1969 | United States | 38.6         | France                     | 38.89 | Cuba           | 39.2  |
|      |               |              |                            |       | FR of Germany  | 39.2  |
| 1970 | France        | 39.0         | United States              | 39.1  | USSR           | 39.2  |
|      |               |              |                            |       | Poland         | 39.2  |
|      |               |              |                            |       | Cuba           | 39.2  |
| 1971 | United States | 39.0         | Jamaica                    | 39.1  | Czechoslovakia | 39.32 |
| 1972 | United States | 38.19        | USSR                       | 38.50 | FR of Germany  | 38.79 |
| 1973 | United States | 38.91        | German Democratic Republic | 38.8  | Italy          | 39.0  |
| 1974 | France        | 38.69        | Italy                      | 38.88 | Four teams     | 38.99 |
| 1975 | United States | 38.31        | Cuba                       | 38.46 | Canada         | 38.86 |
| 1976 | United States | 38.33        | German Democratic Republic | 38.66 | Poland         | 38.83 |
| 1977 | United States | 38.03        | German Democratic Republic | 38.57 | USSR           | 38.75 |
| 1978 | Poland        | 38.58        | German Democratic Republic | 38.78 | USSR           | 38.82 |
| 1979 | United States | 38.30        | Italy                      | 38.42 | Poland         | 38.47 |
| 1980 | USSR          | 38.26        | Poland                     | 38.33 | United States  | 38.52 |
| 1981 | Poland        | 38.66        | United States              | 38.70 | USSR           | 38.76 |
| 1982 | United States | 38.13        | German Democratic Republic | 38.29 | Canada         | 38.43 |
| 1983 | United States | 37.86        | German Democratic Republic | 38.30 | Italy          | 38.37 |

| YEAR | FIRST         |       | SECOND             |             | THIRD                      |       |
|------|---------------|-------|--------------------|-------------|----------------------------|-------|
| 1984 | United States | 37.83 | USSR               | 38.32       | German Democratic Republic | 38.46 |
| 1985 | United States | 38.10 | USSR               | 38.28       | German Democratic Republic | 38.39 |
| 1986 | United States | 37.98 | USSR               | 38.19       | German Democratic Republic | 38.60 |
| 1987 | United States | 37.90 | USSR               | 38.02       | Jamaica                    | 38.41 |
| 1988 | USSR          | 38.19 | Great Britain & NI | 38.28       | France                     | 38.40 |
| 1989 | United States | 38.29 | Great Britain & NI | 38.34       | France                     | 38.46 |
| 1990 | France        | 37.79 | United States      | 37.93       | Great Britain & NI         | 37.98 |
| 1991 | United States | 37.50 | France             | 37.87       | Great Britain & NI         | 38.09 |
| 1992 | United States | 37.40 | Nigeria            | 37.98       | Cuba                       | 38.00 |
| 1993 | United States | 37.40 | Great Britain & NI | 37.77       | Canada                     | 37.83 |
| 1994 | United States | 37.79 | Canada             | 38.39       | Great Britain & NI         | 38.46 |
| 1995 | Canada        | 38.16 | Australia          | 38.17       | United States              | 38.25 |
| 1996 | Canada        | 37.69 | United States      | 37.96       | Brazil                     | 38.41 |
| 1997 | Canada        | 37.86 | Nigeria            | 37.94       | United States              | 37.96 |
| 1998 | United States | 37.90 | Great Britain & NI | 38.09       | Canada                     | 38.23 |
| 1999 | United States | 37.59 | Great Britain & NI | 37.73       | Brazil                     | 38.05 |
| 2000 | United States | 37.61 | Brazil             | 37.90       | Cuba                       | 38.04 |
| 2001 | United States | 37.88 | Brazil             | 38.23       | South Africa               | 38.47 |
| 2002 | United States | 37.95 | Ukraine            | 38.53       | Brazil                     | 38.58 |
| 2003 | United States | 37.77 | Brazil             | 38.26       | Italy                      | 38.42 |
| 2004 | United States | 37.92 | Great Britain & NI | 38.07       | Nigeria                    | 38.23 |
| 2005 | France        | 38.08 | Trinidad & Tobago  | 38.10       | Great Britain & NI         | 38.27 |
| 2006 | United States | 37.59 | Jamaica            | 38.36       | Great Britain & NI         | 38.45 |
| 2007 | United States | 37.78 | Jamaica            | 37.89       | Great Britain & NI         | 37.90 |
| 2008 | Jamaica       | 37.10 | United States      | 37.80       | Trinidad & Tobago          | 38.00 |
| 2009 | Jamaica       | 37.31 | Trinidad & Tobago  | 37.62       | United States              | 37.73 |
| 2010 | United States | 37.45 | Jamaica            | 37.76       | France                     | 38.11 |
| 2011 | Jamaica       | 37.04 | United States      | 37.79       | Trinidad & Tobago          | 37.91 |
| 2012 | Jamaica       | 36.84 | United States      | 37.83 (sic) | Germany                    | 38.02 |
| 2013 | Jamaica       | 37.36 | United States      | 37.58       | Canada                     | 37.92 |
| 2014 | Jamaica       | 37.58 | Great Britain & NI | 37.93       | PR of China                | 37.99 |
| 2015 | Jamaica       | 37.36 | United States      | 37.38       | PR of China                | 37.92 |
| 2016 | Jamaica       | 37.27 | Japan              | 37.60       | Canada                     | 37.64 |

#### 4 x 400 Metres Relay (Single nation teams only)

|      |                            |         |                            |         |                    |         |
|------|----------------------------|---------|----------------------------|---------|--------------------|---------|
| 1965 | United States              | 3:03.4  | FR of Germany              | 3:04.8  | Poland             | 3:07.6  |
| 1966 | United States              | 2:59.6  | Trinidad                   | 3:01.7  | Canada             | 3:03.8  |
| 1967 | United States              | 3:01.6  | Poland                     | 3:04.2  | FR of Germany      | 3:04.5  |
| 1968 | United States              | 2:56.16 | Kenya                      | 2:59.64 | FR of Germany      | 3:00.57 |
| 1969 | United States              | 3:02.3  |                            |         | USSR               | 3:03.0  |
|      | France                     | 3:02.3  |                            |         |                    |         |
| 1970 | United States              | 3:03.3  | Kenya                      | 3:03.63 | USSR               | 3:04.2  |
| 1971 | United States              | 3:00.69 | FR of Germany              | 3:02.94 | Poland             | 3:03.64 |
| 1972 | Kenya                      | 2:59.83 | Great Britain & NI         | 3:00.46 | France             | 3:00.65 |
| 1973 | United States              | 3:02.80 | FR of Germany              | 3:03.04 | Yugoslavia         | 3:03.48 |
| 1974 | Great Britain & NI         | 3:03.33 | FR of Germany              | 3:03.52 | Finland            | 3:03.6  |
| 1975 | United States              | 3:00.76 | FR of Germany              | 3:02.08 | Cuba               | 3:02.82 |
| 1976 | United States              | 2:58.65 | Poland                     | 3:01.43 | FR of Germany      | 3:01.98 |
| 1977 | United States              | 3:01.2  | FR of Germany              | 3:01.34 | Poland             | 3:01.52 |
| 1978 | FR of Germany              | 3:02.03 | United States              | 3:03.2  | Nigeria            | 3:03.24 |
| 1979 | United States              | 3:00.70 | FR of Germany              | 3:01.91 | USSR               | 3:02.14 |
| 1980 | USSR                       | 3:01.08 | German Democratic Republic | 3:01.26 | United States      | 3:02.37 |
| 1981 | United States              | 2:59.12 | Italy                      | 3:01.42 | USSR               | 3:01.69 |
| 1982 | FR of Germany              | 3:00.50 | Great Britain & NI         | 3:00.67 | United States      | 3:00.69 |
| 1983 | United States              | 2:59.91 | USSR                       | 3:00.79 | FR of Germany      | 3:01.83 |
| 1984 | United States              | 2:57.91 | Great Britain & NI         | 2:59.13 | Nigeria            | 2:59.32 |
| 1985 | German Democratic Republic | 2:59.86 | United States              | 3:00.04 | FR of Germany      | 3:00.33 |
| 1986 | Great Britain & NI         | 2:59.84 | FR of Germany              | 3:00.17 | USSR               | 3:00.47 |
| 1987 | United States              | 2:57.29 | Great Britain & NI         | 2:58.86 | Cuba               | 2:59.16 |
| 1988 | United States              | 2:56.16 | Cuba                       | 2:59.71 | Jamaica            | 3:00.30 |
| 1989 | United States              | 3:00.19 | Jamaica                    | 3:02.12 | Great Britain & NI | 3:02.64 |
| 1990 | Great Britain & NI         | 2:58.22 | United States              | 2:59.42 | Jamaica            | 3:00.45 |
| 1991 | Great Britain & NI         | 2:57.53 | United States              | 2:57.57 | Yugoslavia         | 2:59.95 |
| 1992 | United States              | 2:55.74 | Cuba                       | 2:59.13 | Kenya              | 2:59.63 |
| 1993 | United States              | 2:54.29 | Kenya                      | 2:59.82 | Germany            | 2:59.99 |
| 1994 | Great Britain & NI         | 2:59.13 | United States              | 2:59.42 | France             | 3:01.11 |
| 1995 | United States              | 2:57.32 | Jamaica                    | 2:58.29 | Germany            | 3:00.25 |
| 1996 | United States              | 2:55.99 | Great Britain & NI         | 2:56.60 | Jamaica            | 2:58.42 |
| 1997 | Great Britain & NI         | 2:56.65 | Jamaica                    | 2:56.75 | Poland             | 2:59.91 |

| YEAR | FIRST              | TIME    | SECOND            | TIME    | THIRD              | TIME    |
|------|--------------------|---------|-------------------|---------|--------------------|---------|
| 1998 | Poland             | 2:58.00 | Jamaica           | 2:58.33 | Great Britain & NI | 2:58.68 |
| 1999 | Jamaica            | 2:57.97 | Brazil            | 2:58.56 | Poland             | 2:58.91 |
| 2000 | Nigeria            | 2:58.68 | United States     | 2:58.71 | Jamaica            | 2:58.78 |
| 2001 | Bahamas            | 2:58.19 | Jamaica           | 2:58.39 | Poland             | 2:58.71 |
| 2002 | Great Britain & NI | 3:00.40 | Germany           | 3:00.80 | France             | 3:00.92 |
| 2003 | United States      | 2:58.40 | France            | 2:58.96 | Jamaica            | 2:59.60 |
| 2004 | United States      | 2:55.91 | Australia         | 3:00.60 | Nigeria            | 3:00.90 |
| 2005 | United States      | 2:56.91 | Bahamas           | 2:57.32 | Jamaica            | 2:58.07 |
| 2006 | United States      | 2:59.86 | Jamaica           | 3:00.83 | Australia          | 3:00.93 |
| 2007 | United States      | 2:55.56 | Bahamas           | 2:59.18 | Poland             | 3:00.05 |
| 2008 | United States      | 2:55.39 | Bahamas           | 2:58.03 | Great Britain & NI | 2:58.81 |
| 2009 | United States      | 2:57.86 | Bahamas           | 3:00.29 | Great Britain & NI | 3:00.53 |
| 2010 | United States      | 2:58.83 | Jamaica           | 3:01.68 | Russia             | 3:01.72 |
| 2011 | United States      | 2:58.82 | Jamaica           | 2:59.13 | South Africa       | 2:59.21 |
| 2012 | Bahamas            | 2:56.72 | United States     | 2:57.05 | Trinidad & Tobago  | 2:59.40 |
| 2013 | United States      | 2:58.71 | Jamaica           | 2:59.88 | Russia             | 2:59.90 |
| 2014 | United States      | 2:57.25 | Bahamas           | 2:57.59 | Trinidad & Tobago  | 2:58.34 |
| 2015 | United States      | 2:57.82 | Trinidad & Tobago | 2:58.20 | Great Britain & NI | 2:58.51 |
| 2016 | United States      | 2:57.30 | Jamaica           | 2:58.16 | Jamaica            | 2:58.51 |
|      |                    |         |                   |         | Bahamas            | 2:58.49 |







# WORLD ALL-TIME LISTS

Included here are top 30 lists in all World Championship events and top 10s (where there are 10 significant performances) in the remaining events having IAAF World record status according to IAAF rule 261. Those competing with distinction under two or more names are denoted with the symbol “◇” and listed on page 10.

Where possible the country of origin of athletes representing the former Czechoslovakia, USSR or Yugoslavian states is given (Lists as at June 30, 2017)

| MARK  | WIND | NAME                       | COUNTRY | BORN | PLACE | VENUE                    | DATE      |
|---|------|----------------------------|---------|------|-------|--------------------------|-----------|
| <b>100 Metres</b>   |      |                            |         |      |       |                          |           |
| 10.49   | 0.0  | Florence Griffith Joyner   | USA     | 59   | 1q1   | Indianapolis             | 16 Jul 88 |
| <i>It is suggested that rather than nil, the correct wind reading for the above performance was following and in excess of four metres per second</i> |      |                            |         |      |       |                          |           |
| 10.61   | 1.2  | Griffith Joyner            |         |      | 1     | Indianapolis             | 17 Jul 88 |
| 10.62   | 1.0  | Griffith Joyner            |         |      | 1q3   | Seoul                    | 24 Sep 88 |
| 10.64   | 1.2  | Carmelita Jeter            | USA     | 79   | 1     | Shanghai                 | 20 Sep 09 |
| 10.65A  | 1.1  | Marion Jones               | USA     | 75   | 1     | Johannesburg             | 12 Sep 98 |
| 10.67   | -0.1 | Jeter                      |         |      | 1     | Thessaloniki             | 13 Sep 09 |
| 10.70   | 1.6  | Griffith Joyner            |         |      | 1s1   | Indianapolis             | 17 Jul 88 |
| 10.70   | -0.1 | Jones                      |         |      | 1     | Sevilla                  | 22 Aug 99 |
| 10.70   | 2.0  | Jeter                      |         |      | 1     | Eugene                   | 4 Jun 11  |
| 10.70   | 0.6  | Shelly-Ann Fraser-Pryce    | JAM     | 86   | 1     | Kingston                 | 29 Jun 12 |
| 10.70   | 0.3  | Elaine Thompson            | JAM     | 92   | 1     | Kingston                 | 1 Jul 16  |
|   |      | (11/5)                     |         |      |       |                          |           |
| 10.73   | 2.0  | Christine Arron            | FRA     | 73   | 1     | Budapest                 | 19 Aug 98 |
| 10.74   | 1.3  | Merlene Ottey              | JAM     | 60   | 1     | Milano                   | 7 Sep 96  |
| 10.74   | 1.0  | English Gardner            | USA     | 92   | 1     | Eugene                   | 3 Jul 16  |
| 10.75   | 0.4  | Kerron Stewart             | JAM     | 84   | 1     | Roma                     | 10 Jul 09 |
| 10.76   | 1.7  | Evelyn Ashford             | USA     | 57   | 1     | Zürich                   | 22 Aug 84 |
|   |      | (10)                       |         |      |       |                          |           |
| 10.76   | 1.1  | Veronica Campbell-Brown    | JAM     | 82   | 1     | Ostrava                  | 31 May 11 |
| 10.77   | 0.9  | Irina Privalova ◇          | RUS     | 68   | 1     | Lausanne                 | 6 Jul 94  |
| 10.77   | 0.7  | Ivet Lalova                | BUL     | 84   | 1     | Plovdiv                  | 19 Jun 04 |
| 10.78A  | 1.0  | Dawn Sowell                | USA     | 66   | 1     | Provo                    | 3 Jun 89  |
| 10.78   | 1.6  | Murielle Ahouré            | CIV     | 87   | 1     | Montverde                | 11 Jun 16 |
| 10.78   | 1.8  | Torri Edwards              | USA     | 77   | 1s2   | Eugene                   | 28 Jun 08 |
| 10.78   | 1.0  | Tianna Bartoletta ◇        | USA     | 85   | 2     | Eugene                   | 3 Jul 16  |
| 10.78   | 1.0  | Tori Bowie                 | USA     | 90   | 3     | Eugene                   | 3 Jul 16  |
| 10.79   | 0.0  | Li Xuemei                  | CHN     | 77   | 1     | Shanghai                 | 18 Oct 97 |
| 10.79   | -0.1 | Inger Miller               | USA     | 72   | 2     | Sevilla                  | 22 Aug 99 |
|   |      | (20)                       |         |      |       |                          |           |
| 10.79   | 1.1  | Blessing Okagbare          | NGR     | 88   | 1     | London (Olympic Stadium) | 27 Jul 13 |
| 10.81   | 1.7  | Marlies Göhr ◇             | GDR     | 58   | 1     | Berlin                   | 8 Jun 83  |
| 10.81   | -0.3 | Dafne Schippers            | NED     | 92   | 2     | Beijing                  | 24 Aug 15 |
| 10.82   | -1.0 | Gail Devers                | USA     | 66   | 1     | Barcelona                | 1 Aug 92  |
| 10.82   | 0.4  | Gwen Torrence              | USA     | 65   | 2     | Paris (Charleley)        | 3 Sep 94  |
| 10.82   | -0.3 | Zhanna Pintusevich-Block ◇ | UKR     | 72   | 1     | Edmonton                 | 6 Aug 01  |
| 10.82   | -0.7 | Sherone Simpson            | JAM     | 84   | 1     | Kingston                 | 24 Jun 06 |
| 10.82   | 0.9  | Michelle-Lee Ahye          | TTO     | 92   | 1     | Port of Spain            | 24 Jun 17 |
| 10.83   | 1.7  | Marita Koch                | GDR     | 57   | 2     | Berlin                   | 8 Jun 83  |
| 10.83   | 0.0  | Sheila Echols              | USA     | 64   | 1q2   | Indianapolis             | 16 Jul 88 |
|   |      | (30)                       |         |      |       |                          |           |
| 10.83   | -1.0 | Juliet Cuthbert            | JAM     | 64   | 2     | Barcelona                | 1 Aug 92  |
| 10.83   | 0.1  | Katerína Thánou            | GRE     | 75   | 2s1   | Sevilla                  | 22 Aug 99 |
| <i>Wind-assisted performances to 10.70 and performers to 10.80</i>  |      |                            |         |      |       |                          |           |
| 10.54   | 3.0  | Griffith Joyner            |         |      | 1     | Seoul                    | 25 Sep 88 |
| 10.60   | 3.2  | Griffith Joyner            |         |      | 1h1   | Indianapolis             | 16 Jul 88 |
| 10.68   | 2.2  | Jones                      |         |      | 1     | Stockholm                | 1 Aug 00  |
| 10.70   | 2.6  | Griffith Joyner            |         |      | 1s2   | Seoul                    | 25 Sep 88 |
| 10.72   | 3.2  | Tori Bowie                 | USA     | 90   | 1s2   | Eugene                   | 26 Jun 15 |
| 10.72   | 4.5  | Tawanna Meadows            | USA     | 86   | 1     | Lubbock                  | 6 May 17  |
| 10.75   | 2.2  | Blessing Okagbare          | NGR     | 88   | 2     | Eugene                   | 1 Jun 13  |
| 10.76   | 3.4  | Marshevet Myers ◇          | USA     | 84   | 1q1   | Eugene                   | 27 Jun 98 |
| 10.77   | 2.3  | Gail Devers                | USA     | 66   | 1     | San José                 | 28 May 94 |
| 10.77   | 2.3  | Katerína Thánou            | GRE     | 75   | 1     | Réthimno                 | 28 May 99 |
| 10.78   | 5.0  | Gwen Torrence              | USA     | 65   | 1q3   | Indianapolis             | 16 Jul 88 |
| 10.78   | 3.3  | Muna Lee                   | USA     | 81   | 2     | Eugene                   | 26 Jun 09 |
| 10.79   | 3.3  | Marlies Göhr ◇             | GDR     | 58   | 1     | Cottbus                  | 16 Jul 80 |
| 10.80   | 2.9  | Pam Marshall               | USA     | 60   | 1     | Eugene                   | 20 Jun 86 |
| 10.80   | 2.8  | Heike Drechsler ◇          | GDR     | 64   | 1     | Oslo                     | 5 Jul 86  |

| MARK                 | WIND | NAME         | COUNTRY          | BORN | PLACE | VENUE | DATE                |           |
|----------------------|------|--------------|------------------|------|-------|-------|---------------------|-----------|
| <b>200 Metres</b>    |      |              |                  |      |       |       |                     |           |
| 21.34                | 1.3  | Florence     | Griffith Joyner  | USA  | 59    | 1     | Seoul               | 29 Sep 88 |
| 21.56                | 1.7  |              | Griffith Joyner  |      |       | 1s1   | Seoul               | 29 Sep 88 |
| 21.62A               | -0.6 | Marion       | Jones            | USA  | 75    | 1     | Johannesburg        | 11 Sep 98 |
| 21.63                | 0.2  | Dafne        | Schippers        | NED  | 92    | 1     | Beijing             | 28 Aug 15 |
| 21.64                | 0.8  | Merlene      | Ottoy            | JAM  | 60    | 1     | Bruxelles           | 13 Sep 91 |
| 21.66                | -1.0 |              | Ottoy            |      |       | 1     | Zürich              | 15 Aug 90 |
| 21.66                | 0.2  | Elaine       | Thompson         | JAM  | 92    | 2     | Beijing             | 28 Aug 15 |
| 21.69                | 1.0  | Allyson      | Felix            | USA  | 85    | 1     | Eugene              | 30 Jun 12 |
| 21.71                | 0.7  | Marita       | Koch             | GDR  | 57    | 1     | Karl-Marx-Stadt     | 10 Jun 79 |
| 21.71                | 0.3  |              | Koch             |      |       | 1     | Potsdam             | 21 Jul 84 |
| 21.71                | 1.2  | Heike        | Drechsler ◊      | GDR  | 64    | 1     | Jena                | 29 Jun 86 |
| 21.71                | 0.8  |              | Drechsler        |      |       | 1     | Stuttgart           | 29 Aug 86 |
|                      |      | (12/8)       |                  |      |       |       |                     |           |
| 21.72                | 1.3  | Grace        | Jackson          | JAM  | 61    | 2     | Seoul               | 29 Sep 88 |
| 21.72                | -0.1 | Gwen         | Torrence         | USA  | 65    | 1s2   | Barcelona           | 5 Aug 92  |
|                      |      | (10)         |                  |      |       |       |                     |           |
| 21.74                | 0.4  | Marlies      | Göhr ◊           | GDR  | 58    | 1     | Erfurt              | 3 Jun 84  |
| 21.74                | 1.2  | Silke        | Möller ◊         | GDR  | 64    | 1     | Roma                | 3 Sep 87  |
| 21.74                | 0.6  | Veronica     | Campbell-Brown   | JAM  | 82    | 1     | Beijing             | 21 Aug 08 |
| 21.75                | -0.1 | Juliet       | Cuthbert         | JAM  | 64    | 2s2   | Barcelona           | 5 Aug 92  |
| 21.77                | 0.6  | Inger        | Miller           | USA  | 72    | 1     | Sevilla             | 27 Aug 99 |
| 21.77                | 1.5  | Tori         | Bowie            | USA  | 90    | 1     | Eugene              | 27 May 17 |
| 21.81                | -0.1 | Valerie      | Brisco           | USA  | 60    | 1     | Los Angeles         | 9 Aug 84  |
| 21.83                | -0.2 | Evelyn       | Ashford          | USA  | 57    | 1     | Montreal            | 24 Aug 79 |
| 21.85                | 0.3  | Bärbel       | Wöckel ◊         | GDR  | 55    | 2     | Potsdam             | 21 Jul 84 |
| 21.87                | 0.0  | Irina        | Privalova ◊      | RUS  | 68    | 2     | Monaco              | 25 Jul 95 |
|                      |      | (20)         |                  |      |       |       |                     |           |
| 21.91                | 1.5  | Shaunae      | Miller-Uibo      | BAH  | 94    | 2     | Eugene              | 27 May 17 |
| 21.93                | 1.3  | Pam          | Marshall         | USA  | 60    | 2     | Indianapolis        | 23 Jul 88 |
| 21.95                | 0.3  | Katrin       | Krabbe           | GDR  | 69    | 1     | Split               | 30 Aug 90 |
| 21.97                | 1.9  | Jarmila      | Kratochvílová    | CZE  | 51    | 1     | Bratislava          | 6 Jun 81  |
| 21.99                | 0.9  | Chandra      | Cheeseborough    | USA  | 59    | 2     | Indianapolis        | 19 Jun 83 |
| 21.99                | 1.1  | Marie-José   | Pérec            | FRA  | 68    | 1     | Lille               | 2 Jul 93  |
| 21.99                | 1.1  | Kerron       | Stewart          | JAM  | 84    | 2     | Kingston            | 29 Jun 08 |
| 22.00                | 1.3  | Sherone      | Simpson          | JAM  | 84    | 1     | Kingston            | 25 Jun 06 |
| 22.01                | -0.5 | Anelia       | Nuneva ◊         | BUL  | 62    | 1     | Sofia               | 16 Aug 87 |
| 22.01                | 0.0  |              | Li Xuemei        | CHN  | 77    | 1     | Shanghai            | 22 Oct 97 |
|                      |      | (30)         |                  |      |       |       |                     |           |
| 22.01                | 0.6  | Muna         | Lee              | USA  | 81    | 4     | Beijing             | 21 Aug 08 |
| 22.01                | 0.2  | Candyce      | McGrone          | USA  | 89    | 4     | Beijing             | 28 Aug 15 |
| <i>Wind-assisted</i> |      |              |                  |      |       |       |                     |           |
| 21.80                | 3.2  | Kimberlyn    | Duncan           | USA  | 91    | 1     | Des Moines          | 23 Jun 13 |
| 21.82                | 3.1  | Irina        | Privalova ◊      | RUS  | 68    | 1     | Lausanne            | 6 Jul 94  |
| 21.91                | 2.8  | Muna         | Lee              | USA  | 81    | 1     | Fort-de-France      | 10 May 08 |
| 22.01                | 2.9  | Michelle-Lee | Ahye             | TTO  | 92    | 1     | San Marcos          | 25 Apr 15 |
| <b>400 Metres</b>    |      |              |                  |      |       |       |                     |           |
| 47.60                |      | Marita       | Koch             | GDR  | 57    | 1     | Canberra            | 6 Oct 85  |
| 47.99                |      | Jarmila      | Kratochvílová    | CZE  | 51    | 1     | Helsinki            | 10 Aug 83 |
| 48.16                |      |              | Koch             |      |       | 1     | Athína              | 8 Sep 82  |
| 48.16                |      |              | Koch             |      |       | 1     | Praha               | 16 Aug 84 |
| 48.22                |      |              | Koch             |      |       | 1     | Stuttgart           | 28 Aug 86 |
| 48.25                |      | Marie-José   | Pérec            | FRA  | 68    | 1     | Atlanta             | 29 Jul 96 |
| 48.26                |      |              | Koch             |      |       | 1     | Dresden             | 27 Jul 84 |
| 48.27                |      | Olga         | Vladykina ◊      | UKR  | 63    | 2     | Canberra            | 6 Oct 85  |
| 48.45                |      |              | Kratochvílová    |      |       | 1     | Praha               | 23 Jul 83 |
| 48.59                |      | Taťána       | Kocembová ◊      | CZE  | 62    | 2     | Helsinki            | 10 Aug 83 |
|                      |      | (10/5)       |                  |      |       |       |                     |           |
| 48.63                |      | Cathy        | Freeman          | AUS  | 73    | 2     | Atlanta             | 29 Jul 96 |
| 48.70                |      | Sanya        | Richards-Ross    | USA  | 85    | 1     | Athína              | 18 Sep 06 |
| 48.83                |      | Valerie      | Brisco           | USA  | 60    | 1     | Los Angeles         | 6 Aug 84  |
| 48.89                |      | Ana          | Guevara          | MEX  | 77    | 1     | Paris (Saint-Denis) | 27 Aug 03 |
| 49.05                |      | Chandra      | Cheeseborough    | USA  | 59    | 2     | Los Angeles         | 6 Aug 84  |
|                      |      | (10)         |                  |      |       |       |                     |           |
| 49.07                |      | Tonique      | Williams-Darling | BAH  | 76    | 1     | Berlin              | 12 Sep 04 |
| 49.10                |      | Falilat      | Ogunkoya         | NGR  | 68    | 3     | Atlanta             | 29 Jul 96 |
| 49.11                |      | Olga         | Nazarova         | RUS  | 65    | 1s1   | Seoul               | 25 Sep 88 |

| MARK                       | NAME              | COUNTRY        | BORN    | PLACE | VENUE | DATE           |           |
|----------------------------|-------------------|----------------|---------|-------|-------|----------------|-----------|
| 49.16                      | Antonina          | Krivoshapka    | RUS     | 87    | 1     | Cheboksary     | 5 Jul 12  |
| 49.19                      | Mariya            | Pinigina ◊     | KGZ/UKR | 58    | 3     | Helsinki       | 10 Aug 83 |
| 49.24                      | Sabine            | Busch          | GDR     | 62    | 2     | Erfurt         | 2 Jun 84  |
| 49.26                      | Allyson           | Felix          | USA     | 85    | 1     | Beijing        | 27 Aug 15 |
| 49.28                      | Irena             | Szewińska ◊    | POL     | 46    | 1     | Montreal       | 29 Jul 76 |
| 49.28                      | Pauline           | Davis-Thompson | BAH     | 66    | 4     | Atlanta        | 29 Jul 96 |
| 49.28                      | Yuliya<br>(20)    | Gushchina      | RUS     | 83    | 2     | Cheboksary     | 5 Jul 12  |
| 49.29                      | Charity           | Opara          | NGR     | 72    | 1     | Roma           | 14 Jul 98 |
| 49.30                      | Petra             | Müller ◊       | GDR     | 65    | 1     | Jena           | 3 Jun 88  |
| 49.30                      | Lorraine          | Fenton ◊       | JAM     | 73    | 2     | Monaco         | 19 Jul 02 |
| 49.32                      | Shericka          | Williams       | JAM     | 85    | 2     | Berlin         | 18 Aug 09 |
| 49.33                      | Amantle           | Montsho        | BOT     | 83    | 1     | Monaco         | 19 Jul 13 |
| 49.35                      | Anastasiya        | Kapachinskaya  | RUS     | 79    | 1     | Cheboksary     | 22 Jul 11 |
| 49.40                      | Jearl             | Miles-Clark    | USA     | 66    | 1     | Indianapolis   | 14 Jun 97 |
| 49.41                      | Christine         | Ohuruogu       | GBR     | 84    | 1     | Moskva         | 12 Aug 13 |
| 49.42                      | Grit              | Breuer         | GER     | 72    | 2     | Tokyo          | 27 Aug 91 |
| 49.43                      | Kathy<br>(30)     | Cook ◊         | GBR     | 60    | 3     | Los Angeles    | 6 Aug 84  |
| 49.43A                     | Fatima            | Yusuf          | NGR     | 71    | 1     | Harare         | 15 Sep 95 |
| <b>800 Metres</b>          |                   |                |         |       |       |                |           |
| 1:53.28                    | Jarmila           | Kratochvílová  | CZE     | 51    | 1     | München        | 26 Jul 83 |
| 1:53.43                    | Nadezhda          | Olizarenko ◊   | UKR     | 53    | 1     | Moskva         | 27 Jul 80 |
| 1:54.01                    | Pamela            | Jelimo         | KEN     | 89    | 1     | Zürich         | 29 Aug 08 |
| 1:54.44                    | Ana               | Quirot         | CUB     | 63    | 1     | Barcelona      | 9 Sep 89  |
| 1:54.68                    |                   | Kratochvílová  |         |       | 1     | Helsinki       | 9 Aug 83  |
| 1:54.81                    | Olga              | Minyeva        | RUS     | 52    | 2     | Moskva         | 27 Jul 80 |
| 1:54.82                    |                   | Quirot         |         |       | 1     | Köln           | 24 Aug 97 |
| 1:54.85                    |                   | Olizarenko     |         |       | 1     | Moskva         | 12 Jun 80 |
| 1:54.87                    |                   | Jelimo         |         |       | 1     | Beijing        | 18 Aug 08 |
| 1:54.94                    | Tatyana<br>(10/6) | Kazankina      | RUS     | 51    | 1     | Montreal       | 26 Jul 76 |
| 1:55.05                    | Doina             | Melinte        | ROU     | 56    | 1     | București      | 1 Aug 82  |
| 1:55.19                    | Maria             | Mutola         | MOZ     | 72    | 1     | Zürich         | 17 Aug 94 |
| 1:55.19                    | Jolanda           | Čeplak         | SLO     | 76    | 1rA   | Heusden        | 20 Jul 02 |
| 1:55.26                    | Sigrun<br>(10)    | Wodars ◊       | GDR     | 65    | 1     | Roma           | 31 Aug 87 |
| 1:55.28                    | Caster            | Semenya        | RSA     | 91    | 1     | Río de Janeiro | 20 Aug 16 |
| 1:55.32                    | Christine         | Wachtel        | GDR     | 65    | 2     | Roma           | 31 Aug 87 |
| 1:55.42                    | Nikolina          | Shtereva       | BUL     | 55    | 2     | Montreal       | 26 Jul 76 |
| 1:55.46                    | Tatyana           | Providokhina   | RUS     | 53    | 3     | Moskva         | 27 Jul 80 |
| 1:55.54                    | Ellen             | van Langen     | NED     | 66    | 1     | Barcelona      | 3 Aug 92  |
| 1:55.54                    |                   | Liu Dong       | CHN     | 73    | 1     | Beijing        | 9 Sep 93  |
| 1:55.56                    | Lyubov            | Gurina         | RUS     | 57    | 3     | Roma           | 31 Aug 87 |
| 1:55.60                    | Elfi              | Zinn           | GDR     | 53    | 3     | Montreal       | 26 Jul 76 |
| 1:55.68                    | Ella              | Kovacs         | ROU     | 64    | 1     | București      | 2 Jun 85  |
| 1:55.69                    | Irina<br>(20)     | Podyalovskaya  | RUS     | 59    | 1     | Kiyev          | 22 Jun 84 |
| 1:55.74                    | Anita             | Weiss ◊        | GDR     | 55    | 4     | Montreal       | 26 Jul 76 |
| 1:55.87                    | Svetlana          | Masterkova     | RUS     | 68    | 1     | Moskva         | 18 Jun 99 |
| 1:55.96                    | Lyudmila          | Veselkova      | RUS     | 50    | 2     | Athína         | 8 Sep 82  |
| 1:55.96                    | Yekaterina        | Podkopayeva ◊  | RUS     | 52    | 1     | Leningrad      | 27 Jul 83 |
| 1:55.99                    | Liliya            | Nurutdinova    | RUS     | 63    | 2     | Barcelona      | 3 Aug 92  |
| 1:56.00                    | Tatyana           | Andrianova     | RUS     | 79    | 1     | Kazan          | 18 Jul 08 |
| 1:56.0                     | Valentina         | Gerasimova     | KAZ     | 48    | 1     | Kiyev          | 12 Jun 76 |
| 1:56.0                     | Inna              | Yevseyeva      | UKR     | 64    | 1     | Kiyev          | 25 Jun 88 |
| 1:56.04                    | Janeth            | Jepkosgei      | KEN     | 83    | 1     | Osaka          | 28 Aug 07 |
| 1:56.09                    | Zulia<br>(30)     | Calatayúd      | CUB     | 79    | 1     | Monaco         | 19 Jul 02 |
| <i>Indoors</i>             |                   |                |         |       |       |                |           |
| 1:55.85i                   | Stephanie         | Graf           | AUT     | 73    | 2     | Wien           | 3 Mar 02  |
| <i>Doping-disqualified</i> |                   |                |         |       |       |                |           |
| 1:54.85                    | Yelena            | Soboleva       | RUS     | 82    | (1)   | Kazan          | 18 Jul 08 |
| 1:55.87                    | Mariya            | Savinova       | RUS     | 85    | (1)   | Daegu          | 4 Sep 11  |

| MARK                       | NAME          | COUNTRY        | BORN | PLACE | VENUE | DATE                 |           |
|----------------------------|---------------|----------------|------|-------|-------|----------------------|-----------|
| <b>1000 Metres</b>         |               |                |      |       |       |                      |           |
| 2:28.98                    | Svetlana      | Masterkova     | RUS  | 68    | 1     | Bruxelles            | 23 Aug 96 |
| 2:29.34                    | Maria         | Mutola         | MOZ  | 72    | 1     | Bruxelles            | 25 Aug 95 |
| 2:30.6                     | Tatyana       | Providokhina   | RUS  | 53    | 1     | Podolsk              | 20 Aug 78 |
| 2:30.67                    | Christine     | Wachtel        | GDR  | 65    | 1     | Berlin               | 17 Aug 90 |
| 2:30.85                    | Martina       | Kämpfert ◊     | GDR  | 59    | 1     | Berlin               | 9 Jul 80  |
| 2:31.50                    | Natalya       | Artyomova      | RUS  | 63    | 1     | Berlin               | 10 Sep 91 |
| 2:31.5                     | Maricica      | Puica          | ROU  | 50    | 1     | Poiana Brasov        | 1 Jun 86  |
| 2:31.51                    | Sandra        | Gasser         | SUI  | 62    | 1     | Jerez de la Frontera | 13 Sep 89 |
| 2:31.6a                    | Beate         | Liebich        | GDR  | 58    | 2     | Berlin               | 9 Jul 80  |
| 2:31.65                    | Olga          | Dvirna         | RUS  | 53    | 1     | Athína               | 1 Sep 82  |
|                            | (10)          |                |      |       |       |                      |           |
| <b>1500 Metres</b>         |               |                |      |       |       |                      |           |
| 3:50.07                    | Genzebe       | Dibaba         | ETH  | 91    | 1     | Monaco               | 17 Jul 15 |
| 3:50.46                    |               | Qu Yunxia      | CHN  | 72    | 1     | Beijing              | 11 Sep 93 |
| 3:50.98                    |               | Jiang Bo       | CHN  | 77    | 1     | Shanghai             | 18 Oct 97 |
| 3:51.34                    |               | Lang Yinglai   | CHN  | 79    | 2     | Shanghai             | 18 Oct 97 |
| 3:51.92                    |               | Wang Junxia    | CHN  | 73    | 2     | Beijing              | 11 Sep 93 |
| 3:52.47                    | Tatyana       | Kazankina      | RUS  | 51    | 1     | Zürich               | 13 Aug 80 |
| 3:53.91                    |               | Yin Lili       | CHN  | 79    | 3     | Shanghai             | 18 Oct 97 |
| 3:53.96                    | Paula         | Ivan ◊         | ROU  | 63    | 1     | Seoul                | 1 Oct 88  |
| 3:53.97                    |               | Lan Lixin      | CHN  | 79    | 4     | Shanghai             | 18 Oct 97 |
| 3:54.11                    |               | Dibaba         |      |       | 1     | Barcelona            | 8 Jul 15  |
|                            | (10/9)        |                |      |       |       |                      |           |
| 3:54.23                    | Olga          | Dvirna         | RUS  | 53    | 1     | Kiyev                | 27 Jul 82 |
|                            | (10)          |                |      |       |       |                      |           |
| 3:54.52                    |               | Zhang Ling     | CHN  | 80    | 5     | Shanghai             | 18 Oct 97 |
| 3:55.07                    |               | Dong Yanmei    | CHN  | 77    | 6     | Shanghai             | 18 Oct 97 |
| 3:55.22                    | Laura         | Muir           | GBR  | 93    | 1     | Paris (Saint-Denis)  | 27 Aug 16 |
| 3:55.30                    | Hassiba       | Boulmerka      | ALG  | 68    | 1     | Barcelona            | 8 Aug 92  |
| 3:55.33                    | Süreyya       | Ayhan          | TUR  | 78    | 1     | Bruxelles            | 5 Sep 03  |
| 3:55.68                    | Yuliya        | Chizhenko ◊    | RUS  | 79    | 1     | Paris (Saint-Denis)  | 8 Jul 06  |
| 3:56.05                    | Sifan         | Hassan         | NED  | 93    | 2     | Monaco               | 17 Jul 15 |
| 3:56.14                    | Zamira        | Zaytseva       | UZB  | 53    | 2     | Kiyev                | 27 Jul 82 |
| 3:56.18                    | Maryam        | Jamal          | BRN  | 84    | 1     | Rieti                | 27 Aug 06 |
| 3:56.29                    | Shannon       | Rowbury        | USA  | 84    | 3     | Monaco               | 17 Jul 15 |
|                            | (20)          |                |      |       |       |                      |           |
| 3:56.31                    |               | Liu Dong       | CHN  | 73    | 5h2   | Shanghai             | 17 Oct 97 |
| 3:56.41                    | Faith         | Kipyegon       | KEN  | 94    | 1     | Eugene               | 28 May 16 |
| 3:56.43                    | Yelena        | Soboleva       | RUS  | 82    | 2     | Paris (Saint-Denis)  | 8 Jul 06  |
| 3:56.50                    | Tatyana       | Pozdnyakova    | RUS  | 56    | 3     | Kiyev                | 27 Jul 82 |
| 3:56.54                    | Abeba         | Aregawi        | ETH  | 90    | 1     | Roma                 | 31 May 12 |
| 3:56.63                    | Nadezhda      | Ralldugina     | UKR  | 57    | 1     | Praha                | 18 Aug 84 |
| 3:56.65                    | Yekaterina    | Podkopayeva ◊  | RUS  | 52    | 1     | Rieti                | 2 Sep 84  |
| 3:56.7a                    | Lyubov        | Smolka         | UKR  | 52    | 2     | Moskva               | 6 Jul 80  |
| 3:56.7                     | Doina         | Melinte        | ROU  | 56    | 1     | Bucureşti            | 12 Jul 86 |
| 3:56.77+                   | Svetlana      | Masterkova     | RUS  | 68    | 1     | Zürich               | 14 Aug 96 |
|                            | (30)          |                |      |       |       |                      |           |
| <i>Doping-disqualified</i> |               |                |      |       |       |                      |           |
| 3:56.15                    | Mariam Alaoui | Selsouli       | MAR  | 84    | (1)   | Saint-Denis          | 6 Jul 12  |
| 3:56.59                    | Yelena        | Soboleva       | RUS  | 82    | (1)   | Moskva               | 10 Jul 08 |
| 3:56.62                    | Aslı          | Çakır Alptekin | TUR  | 85    | (2)   | Saint-Denis          | 6 Jul 12  |
| <b>One Mile</b>            |               |                |      |       |       |                      |           |
| 4:12.56                    | Svetlana      | Masterkova     | RUS  | 68    | 1     | Zürich               | 14 Aug 96 |
| 4:14.30                    | Genzebe       | Dibaba         | ETH  | 91    | 1     | Rovereto             | 6 Sep 16  |
| 4:15.61                    | Paula         | Ivan ◊         | ROU  | 63    | 1     | Nice                 | 10 Jul 89 |
| 4:15.8                     | Natalya       | Artyomova      | RUS  | 63    | 1     | Leningrad            | 5 Aug 84  |
| 4:16.71                    | Mary          | Slaney ◊       | USA  | 58    | 1     | Zürich               | 21 Aug 85 |
| 4:16.71                    | Faith         | Kipyegon       | KEN  | 94    | 1     | Bruxelles            | 11 Sep 15 |
| 4:17.25                    | Sonia         | O'Sullivan     | IRL  | 69    | 1     | Oslo                 | 22 Jul 94 |
| 4:17.33                    | Maricica      | Puică          | ROU  | 50    | 2     | Zürich               | 21 Aug 85 |
| 4:17.57                    | Zola          | Budd ◊         | GBR  | 66    | 3     | Zürich               | 21 Aug 85 |
| 4:17.75                    | Maryam        | Jamal          | BRN  | 84    | 1     | Bruxelles            | 14 Sep 07 |
|                            | (10)          |                |      |       |       |                      |           |



| MARK                       | NAME              | COUNTRY      | BORN | PLACE | VENUE | DATE                                 |
|----------------------------|-------------------|--------------|------|-------|-------|--------------------------------------|
| <i>Indoors</i>             |                   |              |      |       |       |                                      |
| 4:17.14                    | Doina             | Melinte      | ROU  | 56    | 1     | East Rutherford<br>9 Feb 90          |
| <i>Doping-disqualified</i> |                   |              |      |       |       |                                      |
| 4:15.63                    | Yelena            | Soboleva     | RUS  | 82    | (1)   | Moskva<br>29 Jun 07                  |
| <b>2000 Metres</b>         |                   |              |      |       |       |                                      |
| 5:25.36                    | Sonia             | O'Sullivan   | IRL  | 69    | 1     | Edinburgh<br>8 Jul 94                |
| 5:26.93                    | Yvonne            | Murray       | GBR  | 64    | 2     | Edinburgh<br>8 Jul 94                |
| 5:27.50                    | Genzebe           | Dibaba       | ETH  | 91    | 1     | Ostrava<br>17 Jun 14                 |
| 5:28.69                    | Maricica          | Puica        | ROU  | 50    | 1     | London (Crystal Palace)<br>11 Jul 86 |
| 5:28.72                    | Tatyana           | Kazankina    | RUS  | 51    | 1     | Moskva<br>4 Aug 84                   |
| 5:29.43+                   |                   | Wang Junxia  | CHN  | 73    | 1h2   | Beijing<br>12 Sep 93                 |
| 5:29.64                    | Tatyana           | Pozdnyakova  | UKR  | 56    | 2     | Moskva<br>4 Aug 84                   |
| 5:30.19                    | Zola              | Budd ♠       | GBR  | 66    | 3     | London (Crystal Palace)<br>11 Jul 86 |
| 5:30.19                    | Gelete            | Burka        | ETH  | 86    | 1     | Bruxelles<br>4 Sep 09                |
| 5:30.92                    | Galina<br>(10)    | Zakharova    | RUS  | 56    | 3     | Moskva<br>4 Aug 84                   |
| <i>Indoors</i>             |                   |              |      |       |       |                                      |
| 5:23.75                    | Genzebe           | Dibaba       | ETH  | 91    | 1     | Sabadell<br>7 Feb 17                 |
| 5:30.53                    | Gabriela          | Szabo        | ROU  | 75    | 1     | Sindelfingen<br>8 Mar 98             |
| <b>3000 Metres</b>         |                   |              |      |       |       |                                      |
| 8:06.11                    |                   | Wang Junxia  | CHN  | 73    | 1     | Beijing<br>13 Sep 93                 |
| 8:12.18                    |                   | Qu Yunxia    | CHN  | 72    | 2     | Beijing<br>13 Sep 93                 |
| 8:16.50                    |                   | Zhang Linli  | CHN  | 73    | 3     | Beijing<br>13 Sep 93                 |
| 8:19.78                    |                   | Ma Liyan     | CHN  | 68    | 3h2   | Beijing<br>12 Sep 93                 |
| 8:20.68                    | Hellen            | Obiri        | KEN  | 89    | 1     | Doha<br>9 May 14                     |
| 8:21.14                    | Mercy             | Cherono      | KEN  | 91    | 2     | Doha<br>9 May 14                     |
| 8:21.42                    | Gabriela          | Szabo        | ROU  | 75    | 1     | Monaco<br>19 Jul 02                  |
| 8:21.64                    | Sonia             | O'Sullivan   | IRL  | 69    | 1     | London (Crystal Palace)<br>15 Jul 94 |
| 8:21.84                    |                   | Zhang Lirong | CHN  | 73    | 5     | Beijing<br>13 Sep 93                 |
| 8:22.20                    | Paula<br>(10)     | Radcliffe    | GBR  | 73    | 2     | Monaco<br>19 Jul 02                  |
| <i>Indoors</i>             |                   |              |      |       |       |                                      |
| 8:16.60                    | Genzebe           | Dibaba       | ETH  | 91    | 1     | Stockholm<br>6 Feb 14                |
| <b>5000 Metres</b>         |                   |              |      |       |       |                                      |
| 14:11.15                   | Tirunesh          | Dibaba       | ETH  | 85    | 1     | Oslo<br>6 Jun 08                     |
| 14:12.59                   | Almaz             | Ayana        | ETH  | 91    | 1     | Roma<br>2 Jun 16                     |
| 14:12.88                   | Meseret           | Defar        | ETH  | 83    | 1     | Stockholm<br>22 Jul 08               |
| 14:14.32                   |                   | Ayana        |      |       | 1     | Shanghai<br>17 May 15                |
| 14:15.41                   | Genzebe           | Dibaba       | ETH  | 91    | 1     | Paris (Saint-Denis)<br>4 Jul 15      |
| 14:18.37                   | Hellen            | Obiri        | KEN  | 89    | 1     | Roma<br>8 Jun 17                     |
| 14:16.63                   |                   | Defar        |      |       | 1     | Oslo<br>15 Jun 07                    |
| 14:18.89                   |                   | Ayana        |      |       | 1     | Bruxelles<br>9 Sep 16                |
| 14:19.76                   | G                 | Dibaba       |      |       | 1     | Eugene<br>30 May 15                  |
| 14:20.87                   | Vivian<br>(10/6)  | Cheruiyot    | KEN  | 83    | 1     | Stockholm<br>29 Jul 11               |
| 14:23.75                   | Liliya            | Shobukhova   | RUS  | 77    | 1     | Kazan<br>19 Jul 08                   |
| 14:24.68                   | Elvan             | Abeylegesse  | TUR  | 82    | 1     | Bergen (Fana)<br>11 Jun 04           |
| 14:28.09                   |                   | Jiang Bo     | CHN  | 77    | 1     | Shanghai<br>23 Oct 97                |
| 14:28.39                   | Sentayehu<br>(10) | Ejigu        | ETH  | 85    | 2     | Paris (Saint-Denis)<br>16 Jul 10     |
| 14:29.11                   | Paula             | Radcliffe    | GBR  | 73    | 1     | Bydgoszcz<br>20 Jun 04               |
| 14:29.32                   | Berhane           | Adere        | ETH  | 73    | 1     | Oslo<br>27 Jun 03                    |
| 14:29.32                   | Olga              | Yegorova     | RUS  | 72    | 1     | Berlin<br>31 Aug 01                  |
| 14:29.50                   | Viola             | Kibiwot      | KEN  | 83    | 2     | Rabat<br>22 May 16                   |
| 14:29.82                   | Senbere           | Teferi       | ETH  | 95    | 3     | Bruxelles<br>9 Sep 16                |
| 14:29.82                   |                   | Dong Yanmei  | CHN  | 77    | 2     | Shanghai<br>23 Oct 97                |
| 14:30.42                   | Sally             | Kipyego      | KEN  | 85    | 2     | Zürich<br>8 Sep 11                   |
| 14:30.88                   | Gete              | Wami         | ETH  | 74    | 1     | Heusden<br>5 Aug 00                  |
| 14:31.14                   | Linet             | Masai        | KEN  | 89    | 2     | Shanghai<br>23 May 10                |
| 14:31.20                   | Gelete<br>(20)    | Burka        | ETH  | 86    | 2     | Ostrava<br>27 Jun 07                 |
| 14:31.48                   | Gabriela          | Szabo        | ROU  | 75    | 1     | Berlin<br>1 Sep 98                   |
| 14:31.91                   | Meselech          | Melkamu      | ETH  | 85    | 3     | Shanghai<br>23 May 10                |

| MARK                        | NAME      | COUNTRY            | BORN    | PLACE | VENUE | DATE                     |           |
|-----------------------------|-----------|--------------------|---------|-------|-------|--------------------------|-----------|
| 14:31.91                    | Sylvia    | Kibet              | KEN     | 84    | 4     | Shanghai                 | 23 May 10 |
| 14:31.95                    | Faith     | Kipyegon           | KEN     | 94    | 2     | Eugene                   | 30 May 15 |
| 14:32.08                    | Zahra     | Ouaziz             | MAR     | 69    | 2     | Berlin                   | 1 Sep 98  |
| 14:32.33                    |           | Liu Shixiang       | CHN     | 71    | 3h1   | Shanghai                 | 21 Oct 97 |
| 14:32.74                    | Ejagayehu | Dibaba             | ETH     | 82    | 3     | Bergen (Fana)            | 11 Jun 04 |
| 14:33.04                    | Werknesh  | Kidane             | ETH     | 81    | 2     | Oslo                     | 27 Jun 03 |
| 14:33.09                    | Agnes     | Tirop              | KEN     | 95    | 2     | Roma                     | 8 Jun 17  |
| 14:33.13                    | Gulnara   | Samitova-Galkina ◊ | RUS     | 78    | 2     | Kazan                    | 19 Jul 08 |
|                             | (30)      |                    |         |       |       |                          |           |
| <i>Indoors</i>              |           |                    |         |       |       |                          |           |
| 14:18.86                    | G         | Dibaba             | ETH     |       | 1     | Stockholm                | 19 Feb 15 |
| <b>10,000 Metres</b>        |           |                    |         |       |       |                          |           |
| 29:17.45                    | Almaz     | Ayana              | ETH     | 91    | 1     | Río de Janeiro           | 12 Aug 16 |
| 29:31.78                    |           | Wang Junxia        | CHN     | 73    | 1     | Beijing                  | 8 Sep 93  |
| 29:32.53                    | Vivian    | Cheruiyot          | KEN     | 83    | 2     | Río de Janeiro           | 12 Aug 16 |
| 29:42.56                    | Tirunesh  | Dibaba             | ETH     | 85    | 3     | Río de Janeiro           | 12 Aug 16 |
| 29:53.51                    | Alice     | Aprot              | KEN     | 94    | 4     | Río de Janeiro           | 12 Aug 16 |
| 29:53.80                    | Meselech  | Melkamu            | ETH     | 85    | 1     | Utrecht                  | 14 Jun 09 |
| 29:54.66                    | T         | Dibaba             |         |       | 1     | Beijing                  | 15 Aug 08 |
| 29:59.20                    | Meseret   | Defar              | ETH     | 83    | 1     | Birmingham               | 11 Jul 09 |
| 30:01.09                    | Paula     | Radcliffe          | GBR     | 73    | 1     | München                  | 6 Aug 02  |
| 30:04.18                    | Berhane   | Adere              | ETH     | 73    | 1     | Paris (Saint-Denis)      | 23 Aug 03 |
|                             | (10/9)    |                    |         |       |       |                          |           |
| 30:07.15                    | Werknesh  | Kidane             | ETH     | 81    | 2     | Paris (Saint-Denis)      | 23 Aug 03 |
|                             | (10)      |                    |         |       |       |                          |           |
| 30:07.20                    |           | Sun Yingjie        | CHN     | 77    | 3     | Paris (Saint-Denis)      | 23 Aug 03 |
| 30:07.78                    | Betsy     | Saina              | KEN     | 88    | 5     | Río de Janeiro           | 12 Aug 16 |
| 30:11.53                    | Florence  | Kiplagat           | KEN     | 87    | 2     | Utrecht                  | 14 Jun 09 |
| 30:11.87                    | Wude      | Ayalew             | ETH     | 87    | 3     | Utrecht                  | 14 Jun 09 |
| 30:12.53                    | Lornah    | Kiplagat           | KEN/NED | 74    | 4     | Paris (Saint-Denis)      | 23 Aug 03 |
| 30:13.17                    | Molly     | Huddle             | USA     | 84    | 6     | Río de Janeiro           | 12 Aug 16 |
| 30:13.37                    |           | Zhong Huandi       | CHN     | 67    | 2     | Beijing                  | 8 Sep 93  |
| 30:13.74                    | Ingrid    | Kristiansen ◊      | NOR     | 56    | 1     | Oslo                     | 5 Jul 86  |
| 30:17.49                    | Derartu   | Tulu               | ETH     | 72    | 1     | Sydney                   | 30 Sep 00 |
| 30:18.39                    | Ejagayehu | Dibaba             | ETH     | 82    | 2     | Sollentuna               | 28 Jun 05 |
|                             | (20)      |                    |         |       |       |                          |           |
| 30:21.67                    | Elvan     | Abeylegesse        | TUR     | 82    | 1     | Antalya                  | 15 Apr 06 |
| 30:22.22                    | Shalane   | Flanagan           | USA     | 81    | 2     | Beijing                  | 15 Aug 08 |
| 30:22.48                    | Getenesh  | Wami               | ETH     | 74    | 2     | Sydney                   | 30 Sep 00 |
| 30:22.88                    | Fernanda  | Ribeiro            | POR     | 69    | 3     | Sydney                   | 30 Sep 00 |
| 30:23.07                    | Alla      | Zhilyayeva         | RUS     | 69    | 5     | Paris (Saint-Denis)      | 23 Aug 03 |
| 30:24.36                    |           | Xing Huina         | CHN     | 84    | 1     | Athína                   | 27 Aug 04 |
| 30:26.20                    | Galina    | Bogomolova         | RUS     | 77    | 6     | Paris (Saint-Denis)      | 23 Aug 03 |
| 30:26.37                    | Sally     | Kipyego            | KEN     | 85    | 2     | London (Olympic Stadium) | 3 Aug 12  |
| 30:26.41                    | Yasemin   | Can                | KEN/TUR | 96    | 7     | Río de Janeiro           | 12 Aug 16 |
| 30:26.50                    | Linnet    | Masai              | KEN     | 89    | 3     | Beijing                  | 15 Aug 08 |
|                             | (30)      |                    |         |       |       |                          |           |
| <i>Doping-disqualified</i>  |           |                    |         |       |       |                          |           |
| 29:56.34                    | Elvan     | Abeylegesse        | TUR     | 82    | 2     | Beijing                  | 15 Aug 08 |
| <b>10 Kilometres (road)</b> |           |                    |         |       |       |                          |           |
| 30:04+                      | Joyciline | Jepkosgei          | KEN     | 93    | 1     | Praha                    | 1 Apr 17  |
| 30:05+                      | Violah    | Jepchumba          | KEN     | 90    | 2     | Praha                    | 1 Apr 17  |
| 30:21                       | Paula     | Radcliffe          | GBR     | 73    | 1     | San Juan                 | 23 Feb 03 |
| 30:27                       | Isabella  | Ochichi            | KEN     | 79    | 1     | New Orleans              | 26 Mar 05 |
| 30:27                       | Caroline  | Kimosop            | KEN     |       | 1     | Uberlândia               | 14 May 16 |
| 30:29                       | Asmae     | Leghzaoui          | MAR     | 76    | 1     | New York                 | 8 Jun 02  |
| 30:30                       | Tirunesh  | Dibaba             | ETH     | 85    | 1     | Tilburg                  | 1 Sep 13  |
| 30:32                       | Lornah    | Kiplagat           | KEN/NED | 74    | 1     | Atlanta                  | 4 Jul 02  |
| 30:34+                      | Worknesh  | Degefa             | ETH     | 90    | 2     | Praha                    | 2 Apr 16  |
| 30:37                       | Joyce     | Chepkirui          | KEN     | 88    | 1     | Berlin                   | 13 Oct 13 |
|                             | (10)      |                    |         |       |       |                          |           |

| MARK  | NAME                 | COUNTRY     | BORN | PLACE | VENUE | DATE                      |
|---|----------------------|-------------|------|-------|-------|---------------------------|
| <b>15 Kilometres (road)</b>   |                      |             |      |       |       |                           |
| <i>dh = Downhill course and finish not within 30% of start (therefore illegal according to IAAF rule 260.21c)</i> |                      |             |      |       |       |                           |
| 45:37+  | Joyciline            | Jepkosgei   | KEN  | 93    | 1     | Praha 1 Apr 17            |
| 45:40+  | Violah               | Jepchumba   | KEN  | 90    | 2     | Praha 1 Apr 17            |
| 46:14+  | Florence             | Kiplagat    | KEN  | 87    | 1     | Barcelona 15 Feb 15       |
| 46:28   | Tirunesh             | Dibaba      | ETH  | 85    | 1     | Nijmegen 15 Nov 09        |
| 46:30+  | Mary                 | Keitany     | KEN  | 82    | 1     | R'as Al Khaimah 10 Feb 17 |
| 46:32+  | Peres                | Jepchirchir | KEN  | 93    | 3=    | R'as Al Khaimah 10 Feb 17 |
| 46:34+  | Worknesh             | Degefa      | ETH  | 90    | 2     | Praha 2 Apr 16            |
| 46:38+  | dh Mary              | Keitany     | KEN  | 82    | 1     | South Shields 7 Sep 14    |
| 46:41+  | dh Paula             | Radcliffe   | GBR  | 73    | 1     | South Shields 21 Sep 03   |
| 46:42+  | Mamitu<br>(10)       | Daska       | ETH  | 83    | 2     | R'as Al Khaimah 13 Feb 15 |
| <b>20,000 Metres (track)</b>  |                      |             |      |       |       |                           |
| 1:05:26.6   | Tegla                | Loroupe     | KEN  | 73    | 1     | Bergholzhausen 3 Sep 00   |
| 1:05:35.4   | Dire                 | Tune        | ETH  | 85    | 1     | Ostrava 17 Jun 09         |
| 1:06:48.8   | Izumi                | Maki        | JPN  | 68    | 1     | Amagasaki 20 Sep 93       |
| 1:06:55.5   | Rosa                 | Mota        | POR  | 58    | 1     | Lisboa 14 May 83          |
| 1:07:19.9   | Naomi                | Sakashita   | JPN  | 75    | 1     | Amagasaki 10 Oct 95       |
| 1:07:47.0   | Kaori                | Kumura      | JPN  | 70    | 2     | Amagasaki 19 Sep 93       |
| 1:07:49.9   | Rika                 | Ota         | JPN  | 71    | 2     | Abashi 17 Jun 92          |
| 1:07:52.0   | Midori               | Fumoto      | JPN  | 71    | 2     | Amagasaki 1 Oct 94        |
| 1:08:07.6   | Megumi               | Fujiwara    | JPN  | 69    | 3     | Abashi 17 Jun 92          |
| <b>20 Kilometres (road)</b>   |                      |             |      |       |       |                           |
| 61:25+  | Joyciline            | Jepkosgei   | KEN  | 93    | 1     | Praha 1 Apr 17            |
| 61:40+  | Peres                | Jepchirchir | KEN  | 93    | 1     | R'as Al Khaimah 10 Feb 17 |
| 61:50+  | Violah               | Jepchumba   | KEN  | 90    | 2     | Praha 1 Apr 17            |
| 61:52+  | Mary                 | Keitany     | KEN  | 82    | 2     | R'as Al Khaimah 10 Feb 17 |
| 61:54+  | Florence             | Kiplagat    | KEN  | 87    | 1     | Barcelona 15 Feb 15       |
| 62:21+  | dh Paula             | Radcliffe   | GBR  | 73    | 1     | South Shields 21 Sep 03   |
| 62:47+  | Worknesh             | Degefa      | ETH  | 90    | 2     | Praha 2 Apr 16            |
| 62:48+  | Cynthia              | Limo        | KEN  | 89    | 1     | R'as Al Khaimah 12 Feb 16 |
| 62:49+  | Lucy                 | Kabuu       | KEN  | 84    | 1     | R'as Al Khaimah 15 Feb 13 |
| 62:49+  | Gladys<br>(10)       | Cherono     | KEN  | 83    | 2     | R'as Al Khaimah 12 Feb 16 |
| <b>One Hour (track)</b>   |                      |             |      |       |       |                           |
| 18,517m   | Dire                 | Tune        | ETH  | 85    | 1     | Ostrava 12 Jun 88         |
| 18,340m   | Tegla                | Loroupe     | KEN  | 73    | 1     | Bergholzhausen 1 Aug 98   |
| 18,084m   | Silvana              | Cruciata    | ITA  | 53    | 1     | Roma 4 May 81             |
| 18,027m   | Rosa                 | Mota        | POR  | 58    | 1     | Lisboa 14 May 83          |
| <b>Half Marathon</b>  |                      |             |      |       |       |                           |
| <i>Slightly downhill courses included: Newcastle-South Shields 30.5m, Tokyo 33m (to 1998), Lisboa 69m</i>         |                      |             |      |       |       |                           |
| 64:52   | Joyciline            | Jepkosgei   | KEN  | 93    | 1     | Praha 1 Apr 17            |
| 65:06   | Peres                | Jepchirchir | KEN  | 93    | 1     | Ra's Al Khaimah 10 Feb 17 |
| 65:09   | Florence             | Kiplagat    | KEN  | 87    | 1     | Barcelona 15 Feb 15       |
| 65:12   |                      | F Kiplagat  |      |       | 1     | Barcelona 16 Feb 14       |
| 65:13   | Mary                 | Keitany     | KEN  | 82    | 2     | Ra's Al Khaimah 10 Feb 17 |
| 65:22   | Violah               | Jepchumba   | KEN  | 90    | 2     | Praha 1 Apr 17            |
| 65:39   | dh Mary              | Keitany     | KEN  | 82    | 1     | South Shields 7 Sep 14    |
| 65:40   | dh Paula             | Radcliffe   | GBR  | 73    | 1     | South Shields 21 Sep 03   |
| 65:44   | dh Susan             | Chepkemei   | KEN  | 75    | 1     | Lisboa 1 Apr 01           |
| 65:45   | dh Priscah<br>(10/9) | Jeptoo      | KEN  | 84    | 1     | South Shields 15 Sep 13   |
| 66:04   | Cynthia<br>(10)      | Limo        | KEN  | 89    | 1     | Ra's Al Khaimah 12 Feb 16 |
| 66:07   | Gladys               | Cherono     | KEN  | 83    | 2     | Ra's Al Khaimah 12 Feb 16 |
| 66:09   | Lucy                 | Kabuu       | KEN  | 84    | 1     | R'as Al Khaimah 15 Feb 13 |
| 66:09   | dh Meseret           | Defar       | ETH  | 83    | 2     | South Shields 15 Sep 13   |
| 66:14   | Worknesh             | Degefa      | ETH  | 90    | 2     | Praha 2 Apr 16            |
| 66:18   | Joyce                | Chepkirui   | KEN  | 88    | 1     | Praha 5 Apr 14            |
| 66:19   | Ruth                 | Chepngetich | KEN  | 94    | 1     | Istanbul 30 Apr 17        |
| 66:25   | Lornah               | Kiplagat    | NED  | 74    | 1     | Udine 14 Oct 07           |
| 66:26   | Genet                | Ayalew      | ETH  | 92    | 3     | Ra's Al Khaimah 12 Feb 16 |

| MARK  |    | NAME        |               | COUNTRY | BORN | PLACE | VENUE           | DATE      |
|---|----|-------------|---------------|---------|------|-------|-----------------|-----------|
| 66:27   |    | Rita        | Jeptoo        | KEN     | 81   | 3     | R'as Al Khaimah | 15 Feb 13 |
| 66:27   |    | Mamitu      | Daska         | ETH     | 83   | 2     | R'as Al Khaimah | 13 Feb 15 |
| 66:29   |    | Mercy       | Ngugi         | KEN     | 88   | 1     | Houston         | 17 Jan 16 |
|   |    | (20)        |               |         |      |       |                 |           |
| 66:36   |    | Genet       | Yalew         | ETH     | 92   | 3     | R'as Al Khaimah | 12 Feb 16 |
| 66:40   |    | Ingrid      | Kristiansen   | NOR     | 56   | 1     | Sandnes         | 5 Apr 87  |
| 66:43   | dh | Masako      | Chiba         | JPN     | 76   | 1     | Tokyo           | 19 Jan 97 |
| 66:43   |    | Jemima      | Sumgong       | KEN     | 84   | 4     | Ra's Al Khaimah | 10 Feb 17 |
| 66:44   |    | Elana       | Meyer         | RSA     | 66   | 1     | Tokyo           | 15 Jan 99 |
| 66:46   |    | Eunice      | Jepkirui      | BRN     | 84   | 2     | Istanbul        | 30 Apr 17 |
| 66:49   |    | Esther      | Wanjiru       | KEN     | 77   | 2     | Tokyo           | 15 Jan 99 |
| 66:50   |    | Tirunesh    | Dibaba        | ETH     | 85   | 5     | Ra's Al Khaimah | 10 Feb 17 |
| 66:56   |    | Meseret     | Hailu         | ETH     | 90   | 4     | R'as Al Khaimah | 15 Feb 13 |
| 66:57   | dh | Kara        | Goucher       | USA     | 78   | 1     | South Shields   | 30 Sep 07 |
|   |    | (30)        |               |         |      |       |                 |           |
| 66:57   |    | Gladys      | Chesir        | KEN     | 93   | 5     | Ra's Al Khaimah | 12 Feb 16 |
| <i>Best on unaided course</i>   |    |             |               |         |      |       |                 |           |
| 66:11   |    | Priscah     | Jeptoo        | KEN     | 84   | 2     | Ra's Al Khaimah | 15 Feb 13 |
| 66:47   |    | Paula       | Radcliffe     | GBR     | 73   | 1     | Bristol         | 7 Oct 01  |
| <b>25 Kilometres (road)</b>   |    |             |               |         |      |       |                 |           |
| 1:19:43+  | dh | Mary        | Keitany       | KEN     | 82   | 1     | London          | 23 Apr 17 |
| 1:19:53   |    |             | Keitany       |         |      | 1     | Berlin          | 9 May 10  |
| 1:20:36+  | dh | Paula       | Radcliffe     | GBR     | 73   | 1     | London          | 13 Apr 03 |
| 1:20:48+  | dh | Helah       | Kiprop        | KEN     | 85   | 2     | London          | 23 Apr 17 |
| 1:20:51+  | dh | Tirunesh    | Dibaba        | ETH     | 85   | 3=    | London          | 23 Apr 17 |
| 1:20:51+  | dh | Aselefech   | Mergia        | ETH     | 85   | 3=    | London          | 23 Apr 17 |
| 1:21:09+  | dh | Vivian      | Cheruiyot     | KEN     | 83   | 5     | London          | 23 Apr 17 |
| 1:21:21+  | dh | Ingrid      | Kristiansen ◊ | NOR     | 56   | 1     | London          | 10 May 87 |
| 1:21:23+  |    | Valary      | Aiyabei       | KEN     | 91   | 1     | Praha           | 7 May 17  |
| 1:21:31+  |    | Constantina | Tomescu-Diță  | ROU     | 70   | 1     | Chicago         | 22 Oct 06 |
| 1:21:37   |    | Lucy        | Kabuu         | KEN     | 84   | 1     | Berlin          | 5 May 13  |
|   |    | (10)        |               |         |      |       |                 |           |
| <b>30 Kilometres (road) (Downhill at London marathon up to 2004, okay since then)</b> |    |             |               |         |      |       |                 |           |
| 1:36:05+  |    | Mary        | Keitany       | KEN     | 82   | 1     | London          | 23 Apr 17 |
| 1:36:36+  | dh | Paula       | Radcliffe     | GBR     | 73   | 1     | London          | 13 Apr 03 |
| 1:37:23+  |    | Tirunesh    | Dibaba        | ETH     | 85   | 2     | London          | 23 Apr 17 |
| 1:37:25+  |    | Helah       | Kiprop        | KEN     | 85   | 3     | London          | 23 Apr 17 |
| 1:37:56+  |    | Catherine   | Ndereba       | KEN     | 72   | 2     | Chicago         | 13 Oct 02 |
| 1:38:19+  |    | Valary      | Aiyabei       | KEN     | 91   | 1     | Praha           | 7 May 17  |
| 1:38:21+  |    | Aselefech   | Mergia        | ETH     | 85   | 4     | London          | 23 Apr 17 |
| 1:38:27+  | dh | Ingrid      | Kristiansen ◊ | NOR     | 56   | 1     | London          | 10 May 87 |
| 1:38:29+  |    | Deena       | Kastor ◊      | USA     | 73   | 1     | Chicago         | 9 Oct 05  |
| 1:38:30+  |    | Constantina | Tomescu-Diță  | ROU     | 70   | 1     | Chicago         | 22 Oct 06 |
|   |    | (10)        |               |         |      |       |                 |           |
| <i>Best on unaided course</i>   |    |             |               |         |      |       |                 |           |
| 1:37:27+  |    | Paula       | Radcliffe     | GBR     | 73   | 1     | London          | 17 Apr 05 |
| <i>Doping-disqualified</i>  |    |             |               |         |      |       |                 |           |
| 1:38:23+  |    | Liliya      | Shobukhova    | RUS     | 77   | (1)   | Chicago         | 10 Oct 11 |
| <b>Marathon</b>   |    |             |               |         |      |       |                 |           |
| 2:15:25   |    | Paula       | Radcliffe     | GBR     | 73   | 1     | London          | 13 Apr 03 |
| 2:17:01   |    | Mary        | Keitany       | KEN     | 82   | 1     | London          | 23 Apr 17 |
| 2:17:18   |    |             | Radcliffe     |         |      | 1     | Chicago         | 13 Oct 02 |
| 2:17:42   |    |             | Radcliffe     |         |      | 1     | London          | 17 Apr 05 |
| 2:17:56   |    | Tirunesh    | Dibaba        | ETH     | 85   | 2     | London          | 23 Apr 17 |
| 2:18:37   |    | Mary        | Keitany       | KEN     | 82   | 1     | London          | 22 Apr 12 |
| 2:18:47   |    | Catherine   | Ndereba       | KEN     | 72   | 1     | Chicago         | 7 Oct 01  |
| 2:18:56   |    |             | Radcliffe     |         |      | 1     | London          | 14 Apr 02 |
| 2:18:58   |    | Tiki        | Gelana        | ETH     | 87   | 1     | Rotterdam       | 15 Apr 12 |
| 2:19:12   |    | Mizuki      | Noguchi       | JPN     | 78   | 1     | Berlin          | 25 Sep 05 |
|   |    | (10/6)      |               |         |      |       |                 |           |
| 2:19:19   |    | Irina       | Mikitenko     | GER     | 72   | 1     | Berlin          | 28 Sep 08 |
| 2:19:25   |    | Gladys      | Cherono       | KEN     | 83   | 1     | Berlin          | 27 Sep 15 |
| 2:19:31   |    | Aselefech   | Mergia        | ETH     | 85   | 1     | Dubai           | 27 Jan 12 |



| MARK   | NAME              | COUNTRY          | BORN | PLACE | VENUE | DATE                |           |
|--|-------------------|------------------|------|-------|-------|---------------------|-----------|
| 2:19:34  | Lucy<br>(10)      | Kabuu            | KEN  | 84    | 2     | Dubai               | 27 Jan 12 |
| 2:19:36  | Deena             | Kastor ◊         | USA  | 73    | 1     | London              | 23 Apr 06 |
| 2:19:39  |                   | Sun Yingjie      | CHN  | 77    | 1     | Beijing             | 19 Oct 03 |
| 2:19:41  | Yoko              | Shibui           | JPN  | 79    | 1     | Berlin              | 26 Sep 04 |
| 2:19:41  | Tirfe             | Tsegaye          | ETH  | 84    | 1     | Dubai               | 22 Jan 16 |
| 2:19:44  | Florence          | Kiplagat         | KEN  | 87    | 1     | Berlin              | 25 Sep 11 |
| 2:19:46  | Naoko             | Takahashi        | JPN  | 72    | 1     | Berlin              | 30 Sep 01 |
| 2:19:47  | Sarah             | Chepchirchir     | KEN  | 84    | 1     | Tokyo               | 26 Feb 17 |
| 2:19:50  | Edna              | Kiplagat         | KEN  | 79    | 2     | London              | 22 Apr 12 |
| 2:19:51  |                   | Zhou Chunxiu     | CHN  | 78    | 1     | Seoul               | 12 Mar 06 |
| 2:19:52  | Mare<br>(20)      | Dibaba           | ETH  | 89    | 3     | Dubai               | 27 Jan 12 |
| 2:19:57  | Rita              | Jeptoo           | KEN  | 81    | 1     | Chicago             | 13 Oct 13 |
| 2:20:14  | Priscah           | Jeptoo           | KEN  | 84    | 3     | London              | 22 Apr 12 |
| 2:20:27  | Feyse             | Tadese           | ETH  | 88    | 2     | Berlin              | 28 Sep 14 |
| 2:20:30  | Bezunesh          | Bekele           | ETH  | 83    | 4     | Dubai               | 27 Jan 12 |
| 2:20:30  | Aberu             | Kebede           | ETH  | 89    | 1     | Berlin              | 30 Sep 12 |
| 2:20:42  | Berhane           | Adere            | ETH  | 73    | 1     | Chicago             | 22 Oct 06 |
| 2:20:43  | Tegla             | Loroupe          | KEN  | 73    | 1     | Berlin              | 26 Sep 99 |
| 2:20:47  | Galina            | Bogomolova       | RUS  | 77    | 2     | Chicago             | 22 Oct 06 |
| 2:20:48  | Jemima            | Sumgong          | KEN  | 84    | 2     | Chicago             | 13 Oct 13 |
| 2:20:48  | Amane<br>(30)     | Beriso           | ETH  | 91    | 2     | Dubai               | 22 Jan 16 |
| <i>Downhill course and finish not within 30% of start (therefore illegal according to IAAF rule 260.21c)</i> |                   |                  |      |       |       |                     |           |
| 2:19:59  | Buzunesh          | Deba             | ETH  | 87    | 1     | Boston              | 21 Apr 14 |
| 2:20:41  | Jemima            | Sumgong          | KEN  | 84    | 3     | Boston              | 21 Apr 14 |
| 2:20:43  | Margaret          | Okayo            | KEN  | 76    | 1     | Boston              | 15 Apr 02 |
| <i>Doping-disqualified</i>   |                   |                  |      |       |       |                     |           |
| 2:18:20  | Liliya            | Shobukhova       | RUS  | 77    | (1)   | Chicago             | 9 Oct 11  |
| 2:18:57  | dh Rita           | Jeptoo           | KEN  | 81    | (1)   | Boston              | 21 Apr 14 |
| 2:20:23  |                   | Wei Yanan        | CHN  | 81    | (1)   | Beijing             | 20 Oct 02 |
| <b>100 Kilometres</b>  |                   |                  |      |       |       |                     |           |
| 6:33:11  | Tomoe             | Abe              | JPN  | 71    | 1     | Yubetsu             | 25 Jun 00 |
| 7:00:27  | Norimi            | Sakurai          | JPN  | 71    | 1     | Winschoten          | 8 Sep 07  |
| 7:00:48  | Ann               | Trason           | USA  | 60    | 1     | Winschoten          | 16 Sep 95 |
| 7:08:35  | Camille           | Herron           | USA  | 81    | 1     | Winschoten          | 12 Sep 15 |
| 7:10:32  | Tatyana           | Zhyrkova         | RUS  | 68    | 1     | Winschoten          | 11 Sep 04 |
| 7:11:42  | Nariko            | Kawaguchi        | JPN  | 69    | 1     | Lake Saroma         | 23 Jun 96 |
| 7:18:57  | Birgit            | Lennartz         | GER  | 65    | 1     | Hanau               | 28 Apr 90 |
| 7:20:22  | María             | Venâncio         | BRA  | 58    | 1     | Cubatão             | 8 Aug 98  |
| 7:20:48  | Kajsa             | Berg             | SWE  | 79    | 2     | Winschoten          | 12 Sep 15 |
| 7:22:18  | Valentina<br>(10) | Lyakhova         | RUS  | 58    | 1     | Amiens              | 24 Sep 94 |
| <b>3000 Metres Steeplechase</b>  |                   |                  |      |       |       |                     |           |
| 8:52.78  | Ruth              | Jebet            | BRN  | 96    | 1     | Paris (Saint-Denis) | 27 Aug 16 |
| 8:58.78  | Celliphine        | Chespol          | KEN  | 99    | 1     | Eugene              | 26 May 17 |
| 8:58.81  | Gulnara           | Samitova-Galkina | RUS  | 78    | 1     | Beijing             | 17 Aug 08 |
| 8:59.75  |                   | Jebet            |      |       | 1     | Río de Janeiro      | 15 Aug 16 |
| 8:59.97  |                   | Jebet            |      |       | 1     | Eugene              | 28 May 16 |
| 9:00.01  | Hyvin             | Jepkemoi         | KEN  | 92    | 2     | Eugene              | 28 May 16 |
| 9:00.12  |                   | Jepkemoi         |      |       | 1     | Doha                | 5 May 17  |
| 9:00.70  | Beatrice          | Chepkoech        | KEN  | 91    | 2     | Eugene              | 26 May 17 |
| 9:01.59  |                   | Samitova         |      |       | 1     | Iraklio             | 4 Jul 04  |
| 9:01.96  |                   | Jepkemoi         |      |       | 2     | Paris (Saint-Denis) | 27 Aug 16 |
|  | (10/5)            |                  |      |       |       |                     |           |
| 9:05.36  | Habiba            | Ghribi           | TUN  | 84    | 1     | Bruxelles           | 11 Sep 15 |
| 9:06.57  | Yekaterina        | Volkova          | RUS  | 78    | 1     | Osaka               | 27 Aug 07 |
| 9:07.06  | Sofia             | Assefa           | ETH  | 87    | 1     | Hengelo             | 11 Jun 17 |
| 9:07.14  | Milcah            | Chemos           | KEN  | 86    | 1     | Oslo                | 7 Jun 12  |
| 9:07.41  | Eunice<br>(10)    | Jepkorir         | KEN  | 82    | 2     | Beijing             | 17 Aug 08 |
| 9:07.63  | Emma              | Coburn           | USA  | 90    | 3     | Río de Janeiro      | 15 Aug 16 |
| 9:08.39  | Yuliya            | Zaripova ◊       | RUS  | 86    | 1     | Berlin              | 17 Aug 09 |
| 9:09.19  | Tatyana           | Petrova ◊        | RUS  | 83    | 2     | Osaka               | 27 Aug 07 |

| MARK                                     | WIND | NAME                         | COUNTRY | BORN | PLACE | VENUE                    | DATE      |
|--|------|------------------------------|---------|------|-------|--------------------------|-----------|
| 9:09.39                                  |      | Marta Domínguez              | ESP     | 75   | 1     | Barcelona                | 25 Jul 09 |
| 9:09.61                                  |      | Hiwot Ayalew                 | ETH     | 90   | 3     | Oslo                     | 7 Jun 12  |
| 9:12.50                                  |      | Jenny Simpson ◇              | USA     | 86   | 5     | Berlin                   | 17 Aug 09 |
| 9:12.55                                  |      | Lydia Chepkurui              | KEN     | 84   | 2     | Moskva                   | 13 Aug 1  |
| 9:13.16                                  |      | Ruth Bisibori                | KEN     | 88   | 7     | Berlin                   | 17 Aug 09 |
| 9:13.22                                  |      | Gladys Kipkemboi             | KEN     | 86   | 2     | Roma                     | 10 Jun 10 |
| 9:13.53                                  |      | Gülcan Mingir                | TUR     | 89   | 1     | Sofia                    | 9 Jun 12  |
|  |      | (20)                         |         |      |       |                          |           |
| 9:13.85                                  |      | Virginia Nyambura            | KEN     | 93   | 3     | Monaco                   | 17 Jul 15 |
| 9:14.07                                  |      | Etenesh Diro                 | ETH     | 91   | 3     | Stockholm                | 17 Aug 12 |
| 9:14.28                                  |      | Genevieve LaCaze             | AUS     | 89   | 6     | Paris (Saint-Denis)      | 27 Aug 16 |
| 9:15.04                                  |      | Dorcus Inzikuru              | UGA     | 82   | 1     | Athína                   | 14 Jun 05 |
| 9:15.35                                  |      | Norah Tanui                  | KEN     | 95   | 4     | Shanghai                 | 13 May 17 |
| 9:15.70                                  |      | Gesa-Felicitas Krause        | GER     | 92   | 7     | Doha                     | 5 May 17  |
| 9:16.51                                  |      | Alesya Turova                | BLR     | 79   | 1     | Gdansk                   | 27 Jul 02 |
| 9:16.85                                  |      | Cristina Casandra            | ROU     | 77   | 5     | Beijing                  | 17 Aug 08 |
| 9:16.94                                  |      | Mercy Njorege                | KEN     | 86   | 2     | Doha                     | 6 May 11  |
| 9:17.15                                  |      | Wioletta Frankiewicz ◇       | POL     | 77   | 1     | Athína                   | 3 Jul 06  |
|  |      | (30)                         |         |      |       |                          |           |
| <i>Doping-disqualified</i>               |      |                              |         |      |       |                          |           |
| 9:05.02                                  |      | Yuliya Zaripova ◇            | RUS     | 86   | (1)   | Stockholm                | 17 Aug 12 |
| 9:07.32                                  |      | Marta Dominguez              | ESP     | 75   | (1)   | Berlin                   | 17 Aug 09 |
| <b>100 Metres Hurdles</b>                |      |                              |         |      |       |                          |           |
| 12.20                                    | 0.3  | Keni Harrison                | USA     | 92   | 1     | London                   | 22 Jul 16 |
| 12.21                                    | 0.7  | Yordanka Donkova             | BUL     | 61   | 1     | Stara Zagora             | 20 Aug 88 |
| 12.24                                    | 0.9  | Donkova                      |         |      | 1h    | Stara Zagora             | 28 Aug 88 |
| 12.24                                    | 0.7  | Harrison                     |         |      | 1     | Eugene                   | 28 May 16 |
| 12.25                                    | 1.4  | Ginka Zagorcheva             | BUL     | 58   | 1     | Drama                    | 8 Aug 87  |
| 12.26                                    | 1.5  | Donkova                      |         |      | 1     | Ljubljana                | 7 Sep 86  |
| 12.26                                    | 1.7  | Lyudmila Narozhilenko        | RUS     | 64   | 1rB   | Sevilla                  | 6 Jun 92  |
|  |      | (later Ludmila Engquist SWE) |         |      |       |                          |           |
| 12.26                                    | 1.2  | Brianna Rollins              | USA     | 91   | 1     | Des Moines               | 22 Jun 13 |
| 12.27                                    | -1.2 | Donkova                      |         |      | 1     | Stara Zagora             | 28 Aug 88 |
| 12.28                                    | 1.8  | Narozhilenko                 |         |      | 1     | Kiyev                    | 11 Jul 91 |
| 12.28                                    | 0.9  | Narozhilenko                 |         |      | 1     | Sevilla                  | 6 Jun 92  |
| 12.28                                    | 1.1  | Sally Pearson ◇              | AUS     | 86   | 1     | Daegu                    | 3 Sep 11  |
|  |      | (12/6)                       |         |      |       |                          |           |
| 12.33                                    | -0.3 | Gail Devers                  | USA     | 66   | 1     | Sacramento               | 23 Jul 00 |
| 12.34                                    | 1.9  | Sharika Nelvis               | USA     | 90   | 1h3   | Eugene                   | 26 Jun 15 |
| 12.35                                    | 0.9  | Jasmin Stowers               | USA     | 91   | 1     | Doha                     | 15 May 15 |
| 12.36                                    | 1.9  | Grażyna Rabsztyń             | POL     | 52   | 1     | Warszawa                 | 13 Jun 80 |
|  |      | (10)                         |         |      |       |                          |           |
| 12.37                                    | 1.5  | Joanna Hayes                 | USA     | 76   | 1     | Athína                   | 24 Aug 04 |
| 12.37                                    | -0.2 | Dawn Harper Nelson           | USA     | 84   | 2     | London (Olympic Stadium) | 7 Aug 12  |
| 12.39                                    | 1.5  | Vera Komisova ◇              | RUS     | 53   | 1     | Roma                     | 5 Aug 80  |
| 12.39                                    | 1.8  | Natalya Grigoryeva           | UKR     | 62   | 2     | Kiyev                    | 11 Jul 91 |
| 12.42                                    | 1.8  | Bettine Jahn                 | GDR     | 58   | 1     | Berlin                   | 8 Jun 83  |
| 12.42                                    | 2.0  | Anjanette Kirkland           | USA     | 74   | 1     | Edmonton                 | 11 Aug 01 |
| 12.43                                    | -0.9 | Lucyna Kalek ◇               | POL     | 56   | 1     | Hannover                 | 19 Aug 84 |
| 12.43                                    | -0.3 | Michelle Perry               | USA     | 79   | 1s1   | Carson                   | 26 Jun 05 |
| 12.43                                    | 0.2  | Lolo Jones                   | USA     | 82   | 1s1   | Beijing                  | 18 Aug 08 |
| 12.43                                    | 1.2  | Queen Harrison               | USA     | 88   | 2     | Des Moines               | 22 Jun 13 |
|  |      | (20)                         |         |      |       |                          |           |
| 12.44                                    | -0.5 | Gloria Uibel ◇               | GDR     | 64   | 2     | Roma                     | 4 Sep 87  |
| 12.44                                    | -0.8 | Olga Shishigina              | KAZ     | 68   | 1     | Luzern                   | 27 Jun 95 |
| 12.44                                    | 0.4  | Glory Alozie                 | NGR/ESP | 77   | 1     | Monaco                   | 8 Aug 98  |
| 12.44                                    | 0.6  | Damu Cherry                  | USA     | 77   | 2     | Lausanne                 | 11 Jul 06 |
| 12.45                                    | 1.3  | Cornelia Oschkenat ◇         | GDR     | 61   | 1     | Neubrandenburg           | 11 Jun 87 |
| 12.45                                    | 1.4  | Brigitte Foster-Hylton       | JAM     | 74   | 1     | Eugene                   | 24 May 03 |
| 12.45                                    | 1.5  | Olena Krasovska              | UKR     | 76   | 2     | Athína                   | 24 Aug 04 |
| 12.45                                    | 1.4  | Virginia Powell ◇            | USA     | 83   | 1     | New York                 | 2 Jun 07  |
| 12.46                                    | 0.7  | Perdita Felicien             | CAN     | 80   | 1     | Eugene                   | 19 Jun 04 |
| 12.47                                    | 1.1  | Marina Azyabina              | RUS     | 63   | 1s2   | Moskva                   | 19 Jun 93 |
|  |      | (30)                         |         |      |       |                          |           |
| 12.47                                    | 1.1  | Danielle Carruthers          | USA     | 79   | 2     | Daegu                    | 3 Sep 11  |
| <i>Wind-assisted performers to 12.45</i> |      |                              |         |      |       |                          |           |
| 12.28                                    | 2.7  | Cornelia Oschkenat ◇         | GDR     | 61   | 1     | Berlin                   | 25 Aug 87 |

| MARK  |     | NAME                | COUNTRY | BORN | PLACE | VENUE       | DATE      |
|-------|-----|---------------------|---------|------|-------|-------------|-----------|
| 12.29 | 2.7 | Gail Devers         | USA     | 66   | 1     | Eugene      | 26 May 02 |
| 12.29 | 3.8 | Lolo Jones          | USA     | 82   | 1     | Eugene      | 6 Jul 08  |
| 12.35 | 2.4 | Bettine Jahn        | GDR     | 58   | 1     | Helsinki    | 13 Aug 83 |
| 12.35 | 3.7 | Kellie Wells        | USA     | 82   | 1h4   | Gainesville | 16 Apr 11 |
| 12.36 | 2.2 | Dawn Harper Nelson  | USA     | 84   | 1     | Eugene      | 28 Jun 09 |
| 12.37 | 2.7 | Gloria Uibel ◊      | GDR     | 64   | 2     | Berlin      | 25 Aug 87 |
| 12.37 | 3.4 | Danielle Carruthers | USA     | 79   | 1s1   | Eugene      | 26 Jun 11 |
| 12.40 | 2.1 | Michelle Freeman    | JAM     | 69   | 1     | Fukuoka     | 13 Sep 97 |
| 12.41 | 2.2 | Olga Shishigina     | KAZ     | 68   | 1rA   | Lausanne    | 5 Jul 95  |
| 12.42 | 2.4 | Kerstin Knabe       | GDR     | 59   | 2     | Helsinki    | 13 Aug 83 |
| 12.43 | 2.7 | Yvette Lewis        | USA     | 85   | 1     | Walnut      | 20 Apr 13 |
| 12.44 | 2.6 | Melissa Morrison    | USA     | 71   | 1     | Carson      | 22 May 04 |
| 12.45 | 2.1 | Perdita Felicien    | CAN     | 80   | 1     | Victoria    | 10 Jul 04 |

Officially 12.36, but subsequent investigations showed this unlikely to have been automatically timed

|      |     |                  |     |    |   |              |          |
|------|-----|------------------|-----|----|---|--------------|----------|
| 12.4 | 0.7 | Svetla Dimitrova | BUL | 70 | 1 | Stara Zagora | 9 Jul 97 |
|------|-----|------------------|-----|----|---|--------------|----------|

#### 400 Metres Hurdles

|       |  |                       |     |    |     |                          |           |
|-------|--|-----------------------|-----|----|-----|--------------------------|-----------|
| 52.34 |  | Yuliya Pechonkina ◊   | RUS | 78 | 1   | Tula                     | 8 Aug 03  |
| 52.42 |  | Melaine Walker        | JAM | 83 | 1   | Berlin                   | 20 Aug 09 |
| 52.47 |  | Lashinda Demus        | USA | 83 | 1   | Daegu                    | 1 Sep 11  |
| 52.61 |  | Kim Batten            | USA | 69 | 1   | Göteborg                 | 11 Aug 95 |
| 52.62 |  | Tonja Buford-Bailey   | USA | 70 | 2   | Göteborg                 | 11 Aug 95 |
| 52.63 |  | Demus                 |     |    | 1   | Monaco                   | 28 Jul 09 |
| 52.64 |  | Walker                |     |    | 1   | Beijing                  | 20 Aug 08 |
| 52.64 |  | Dalilah Muhammad      | USA | 90 | 1   | Eugene                   | 10 Jul 16 |
| 52.70 |  | Natalya Antyukh       | RUS | 81 | 1   | London (Olympic Stadium) | 8 Aug 12  |
| 52.73 |  | Walker                |     |    | 2   | Daegu                    | 1 Sep 11  |
|       |  | (11/7)                |     |    |     |                          |           |
| 52.74 |  | Sally Gunnell         | GBR | 66 | 1   | Stuttgart                | 19 Aug 93 |
| 52.75 |  | Shamier Little        | USA | 95 | 2   | Sacramento               | 25 Jun 17 |
| 52.77 |  | Faní Halkiá           | GRE | 79 | 1s2 | Athína                   | 22 Aug 04 |
|       |  | (10)                  |     |    |     |                          |           |
| 52.79 |  | Sandra Farmer-Patrick | USA | 62 | 2   | Stuttgart                | 19 Aug 93 |
| 52.79 |  | Kaliese Spencer       | JAM | 87 | 1   | London (Crystal Palace)  | 5 Aug 11  |
| 52.82 |  | Deon Hemmings         | JAM | 68 | 1   | Atlanta                  | 31 Jul 96 |
| 52.83 |  | Zuzana Hejnová        | CZE | 86 | 1   | Moskva                   | 15 Aug 13 |
| 52.89 |  | Daimí Pernía          | CUB | 76 | 1   | Sevilla                  | 25 Aug 99 |
| 52.90 |  | Nezha Bidouane        | MAR | 69 | 2   | Sevilla                  | 25 Aug 99 |
| 52.94 |  | Marina Stepanova ◊    | RUS | 50 | 1s  | Tashkent                 | 17 Sep 86 |
| 52.95 |  | Sheena Johnson ◊      | USA | 82 | 1   | Sacramento               | 11 Jul 04 |
| 52.95 |  | Kori Carter           | USA | 92 | 3   | Sacramento               | 25 Jun 17 |
| 53.02 |  | Irina Privalova ◊     | RUS | 68 | 1   | Sydney                   | 27 Sep 00 |
|       |  | (20)                  |     |    |     |                          |           |
| 53.11 |  | Tatyana Ledovskaya    | BLR | 66 | 1   | Tokyo                    | 29 Aug 91 |
| 53.11 |  | Ashley Spencer        | USA | 93 | 4   | Sacramento               | 25 Jun 17 |
| 53.14 |  | Georganne Moline      | USA | 90 | 5   | Sacramento               | 25 Jun 17 |
| 53.17 |  | Debbie Flintoff-King  | AUS | 60 | 1   | Seoul                    | 28 Sep 88 |
| 53.20 |  | Josanne Lucas         | TTO | 84 | 3   | Berlin                   | 20 Aug 09 |
| 53.21 |  | Marie-José Pérec      | FRA | 68 | 2   | Zürich                   | 16 Aug 95 |
| 53.22 |  | Jana Pittman ◊        | AUS | 82 | 1   | Paris (Saint-Denis)      | 28 Aug 03 |
| 53.24 |  | Sabine Busch          | GDR | 62 | 1   | Potsdam                  | 21 Aug 87 |
| 53.25 |  | Ionela Tîrlea ◊       | ROU | 76 | 2   | Roma                     | 7 Jul 99  |
| 53.28 |  | Tiffany Williams ◊    | USA | 83 | 1   | Indianapolis             | 24 Jun 07 |
|       |  | (30)                  |     |    |     |                          |           |

#### High Jump (outdoor & indoor performances mixed)

|       |  |                    |     |    |   |            |           |
|-------|--|--------------------|-----|----|---|------------|-----------|
| 2.09  |  | Stefka Kostadinova | BUL | 65 | 1 | Roma       | 30 Aug 87 |
| 2.08  |  | Kostadinova        |     |    | 1 | Sofia      | 31 May 86 |
| 2.08i |  | Kajsa Bergqvist    | SWE | 76 | 1 | Arnstadt   | 4 Feb 06  |
| 2.08  |  | Blanka Vlašić      | CRO | 83 | 1 | Zagreb     | 31 Aug 09 |
| 2.07  |  | Lyudmila Andonova  | BUL | 60 | 1 | Berlin     | 20 Jul 84 |
| 2.07  |  | Kostadinova        |     |    | 1 | Sofia      | 25 May 86 |
| 2.07  |  | Kostadinova        |     |    | 1 | Cagliari   | 16 Sep 87 |
| 2.07  |  | Kostadinova        |     |    | 1 | Sofia      | 3 Sep 88  |
| 2.07i |  | Heike Henkel ◊     | GER | 64 | 1 | Karlsruhe  | 8 Feb 92  |
| 2.07  |  | Vlašić             |     |    | 1 | Stockholm  | 7 Aug 07  |
| 2.07  |  | Anna Chicherova    | RUS | 82 | 1 | Cheboksary | 22 Jul 11 |
|       |  | (11/5)             |     |    |   |            |           |

| MARK   | NAME       | COUNTRY       | BORN    | PLACE | VENUE | DATE                     |           |
|--|------------|---------------|---------|-------|-------|--------------------------|-----------|
| 2.06   | Hestrie    | Cloete ◊      | RSA     | 78    | 1     | Paris (Saint-Denis)      | 31 Aug 03 |
| 2.06   | Yelena     | Slesarenko    | RUS     | 82    | 1     | Athína                   | 28 Aug 04 |
| 2.06   | Ariane     | Friedrich     | GER     | 84    | 1     | Berlin                   | 14 Jun 09 |
| 2.05   | Tamara     | Bykova        | RUS     | 58    | 1     | Kiyev                    | 22 Jun 84 |
|  | (10)       |               |         |       |       |                          |           |
| 2.05   | Inga       | Babakova      | UKR     | 67    | 1     | Tokyo                    | 15 Sep 95 |
| 2.05i  | Tia        | Hellebaut     | BEL     | 78    | 1     | Birmingham               | 3 Mar 07  |
| 2.05   | Chaunté    | Lowe ◊        | USA     | 84    | 1     | Des Moines               | 26 Jun 10 |
| 2.04   | Silvia     | Costa         | CUB     | 64    | 1     | Barcelona                | 9 Sep 89  |
| 2.04i  | Alina      | Astafei       | ROU/GER | 69    | 1     | Berlin                   | 3 Mar 95  |
| 2.04   | Venelina   | Veneva ◊      | BUL     | 74    | 1     | Kalamáta                 | 2 Jun 01  |
| 2.04i  | Antonietta | Di Martino    | ITA     | 78    | 1     | Banská Bystrica          | 9 Feb 11  |
| 2.04   | Irina      | Gordeyeva     | RUS     | 86    | 1     | Eberstadt                | 19 Aug 12 |
| 2.04   | Brigetta   | Barrett       | USA     | 90    | 1     | Des Moines               | 22 Jun 13 |
| 2.04   | Mariya     | Lasitskene ◊  | RUS/ANA | 93    | 1     | Hengelo                  | 11 Jun 17 |
|  | (20)       |               |         |       |       |                          |           |
| 2.03   | Ulrike     | Meyfarth      | FRG     | 56    | 1     | London (Crystal Palace)  | 21 Aug 83 |
| 2.03   | Louise     | Ritter        | USA     | 58    | 1     | Austin                   | 8 Jul 88  |
| 2.03   | Tatyana    | Motkova ◊     | RUS     | 68    | 2     | Bratislava               | 30 May 95 |
| 2.03   | Níki       | Bakoyiánni    | GRE     | 68    | 2     | Atlanta                  | 3 Aug 96  |
| 2.03i  | Monica     | Iagăr ◊       | ROU     | 73    | 1     | Bucureşti                | 23 Jan 99 |
| 2.03i  | Marina     | Kuptsova      | RUS     | 81    | 1     | Wien                     | 2 Mar 02  |
| 2.03   | Svetlana   | Shkolina      | RUS     | 86    | 3     | London (Olympic Stadium) | 11 Aug 12 |
| 2.02i  | Susanne    | Beyer ◊       | GDR     | 61    | 2     | Indianapolis             | 8 Mar 87  |
| 2.02   | Yelena     | Yelesina      | RUS     | 70    | 1     | Seattle                  | 23 Jul 90 |
| 2.02   | Viktoria   | Styopina      | UKR     | 76    | 3     | Athína                   | 28 Aug 04 |
|  | (30)       |               |         |       |       |                          |           |
| 2.02   | Ruth       | Beitia        | ESP     | 79    | 1     | San Sebastián            | 4 Aug 07  |
| 2.02i  | Kamila     | Lićwinko ◊    | POL     | 86    | 1     | Toruń                    | 21 Feb 15 |
| <i>Best outdoor marks for athletes with indoor bests</i>             |            |               |         |       |       |                          |           |
| 2.06   |            | Bergqvist     |         |       | 1     | Eberstadt                | 26 Jul 03 |
| 2.05   |            | Henkel ◊      |         |       | 1     | Tokyo                    | 31 Aug 91 |
| 2.05   |            | Hellebaut     |         |       | 1     | Beijing                  | 23 Aug 08 |
| 2.03   |            | Di Martino    |         |       | 1     | Milano                   | 24 Jun 07 |
| 2.02   |            | Iagăr ◊       |         |       | 1     | Budapest                 | 6 Jun 98  |
| 2.02   |            | Kuptsova      |         |       | 1     | Hengelo                  | 1 Jun 03  |
| <b>Pole Vault</b> ( <i>outdoor &amp; indoor performances mixed</i> ) |            |               |         |       |       |                          |           |
| 5.06   | Yelena     | Isinbaeva     | RUS     | 82    | 1     | Zürich                   | 28 Aug 09 |
| 5.05   |            | Isinbaeva     |         |       | 1     | Beijing                  | 18 Aug 08 |
| 5.04   |            | Isinbaeva     |         |       | 1     | Monaco                   | 29 Jul 08 |
| 5.03   |            | Isinbaeva     |         |       | 1     | Roma                     | 11 Jul 08 |
| 5.03i  | Jenn       | Suhr ◊        | USA     | 82    | 1     | Brockport                | 30 Jan 16 |
| 5.02Ai   |            | Suhr          |         |       | 1     | Albuquerque              | 2 Mar 13  |
| 5.01   |            | Isinbaeva     |         |       | 1     | Helsinki                 | 12 Aug 05 |
| 5.01i  |            | Isinbaeva     |         |       | 1     | Stockholm                | 23 Feb 12 |
| 5.01i  |            | Suhr          |         |       | 1     | Fredonia                 | 1 Oct 17  |
| 5.00   |            | Isinbaeva     |         |       | 1     | London (Crystal Palace)  | 22 Jul 05 |
| 5.00i  |            | Isinbaeva     |         |       | 1     | Donetsk                  | 15 Feb 09 |
| 5.00   | Sandi      | Morris        | USA     | 92    | 1     | Bruxelles                | 9 Sep 16  |
|  | (12/3)     |               |         |       |       |                          |           |
| 4.91   | Yarisley   | Silva         | CUB     | 87    | 1     | Beckum                   | 2 Aug 15  |
| 4.90i  | Ekateríni  | Stefanídi     | GRE     | 90    | 1     | New York                 | 20 Feb 16 |
| 4.90i  | Demi       | Payne         | USA     | 91    | 2     | New York                 | 20 Feb 16 |
| 4.88   | Svetlana   | Feofanova     | RUS     | 80    | 1     | Iráklio                  | 4 Jul 04  |
| 4.87i  | Holly      | Bradshaw ◊    | GBR     | 91    | 1     | Villeurbanne             | 20 Jan 12 |
| 4.87   | Fabiana    | Murer         | BRA     | 81    | 1     | São Bernardo do Campo    | 3 Jul 16  |
| 4.85i  | Anna       | Rogowska      | POL     | 81    | 1     | Paris (Bercy)            | 6 Mar 11  |
|  | (10)       |               |         |       |       |                          |           |
| 4.85   | Anzhelika  | Sidorova      | RUS     | 91    | 2     | Cheboksary               | 21 Jun 16 |
| 4.83   | Stacy      | Dragila       | USA     | 71    | 1     | Ostrava                  | 8 Jun 04  |
| 4.83   | Nikoléta   | Kiriakopoúlou | GRE     | 86    | 1     | Paris (Saint-Denis)      | 4 Jul 15  |
| 4.82   | Monika     | Pyrek         | POL     | 80    | 2     | Stuttgart                | 22 Sep 07 |
| 4.82   | Silke      | Spiegelburg   | GER     | 86    | 1     | Monaco                   | 20 Jul 12 |
| 4.82   | Eliza      | McCartney     | NZL     | 96    | 1     | North Shore              | 26 Feb 17 |
| 4.81   | Alana      | Boyd          | AUS     | 84    | 1     | Sunshine Coast           | 2 Jul 16  |
| 4.80   | Martina    | Strutz        | GER     | 81    | 2     | Daegu                    | 30 Aug 11 |
| 4.80i  | Nicole     | Büchler       | SUI     | 83    | 4     | Portland                 | 17 Mar 16 |



| MARK  |      | NAME            | COUNTRY       | BORN    | PLACE | VENUE | DATE             |           |
|---|------|-----------------|---------------|---------|-------|-------|------------------|-----------|
| 4.78  |      | Tatyana<br>(20) | Polnova       | RUS     | 79    | 2     | Monaco           | 19 Sep 04 |
| 4.77  |      | Annika          | Becker        | GER     | 81    | 1     | Wattenscheid     | 7 Jul 02  |
| 4.76  |      | Jiřina          | Ptáčniková ◊  | CZE     | 86    | 1     | Plzen            | 4 Sep 13  |
| 4.75  |      | Kateřina        | Bařurov      | CZE     | 82    | 2     | Osaka            | 28 Aug 07 |
| 4.75i   |      | Yuliya          | Golubchikova  | RUS     | 83    | 1     | Athna (P)       | 13 Feb 08 |
| 4.75Ai  |      | Kylie           | Hutson        | USA     | 87    | 2     | Albuquerque      | 2 Mar 13  |
| 4.75i   |      | Lisa            | Ryzih         | GER     | 88    | 2     | Beograd          | 4 Mar 17  |
| 4.73  |      | Chelsea         | Johnson       | USA     | 83    | 1     | Los Gatos        | 26 Jun 08 |
| 4.73  |      | Anastasiya      | Savchenko     | RUS     | 89    | 1     | Yerino           | 15 Jun 13 |
| 4.72i   |      | Kym             | Howe          | AUS     | 80    | 2     | Donetsk          | 10 Feb 07 |
| 4.72i   |      | Jillian<br>(30) | Schwartz      | USA/ISR | 79    | 1     | Jonesboro        | 15 Jun 08 |
| 4.72  |      | Carolin         | Hingst        | GER     | 80    | 1     | Biberach         | 9 Jul 10  |
| <i>Best outdoor marks for athletes with indoor bests</i>            |      |                 |               |         |       |       |                  |           |
| 4.92  |      |                 | Suhr ◊        |         |       | 1     | Eugene           | 6 Jul 08  |
| 4.86  |      |                 | Stefandi     |         |       | 1     | Filothei         | 8 Jun 16  |
| 4.83  |      |                 | Rogowska      |         |       | 2     | Bruxelles        | 26 Aug 05 |
| 4.80  |      |                 | Bradshaw ◊    |         |       | 1     | Manchester       | 26 May 17 |
| 4.78  |      |                 | Bchler       |         |       | 2     | Doha             | 6 May 16  |
| 4.75  |      |                 | Golubchikova  |         |       | 4     | Beijing          | 18 Aug 08 |
| 4.73  |      |                 | Ryzih         |         |       | 1     | Jockgrim         | 19 Jul 16 |
| <i>Exhibition</i>   |      |                 |               |         |       |       |                  |           |
| 4.72  |      | Anastasiya      | Shvedova      | RUS     | 79    | 1     | Aosta            | 5 Jul 08  |
| <b>Long Jump</b> ( <i>outdoor &amp; indoor performances mixed</i> ) |      |                 |               |         |       |       |                  |           |
| 7.52  | 1.4  | Galina          | Chistyakova   | RUS     | 62    | 1     | Leningrad        | 11 Jun 88 |
| 7.49  | 1.3  | Jackie          | Joyner-Kersee | USA     | 62    | 1     | New York         | 22 May 94 |
| 7.49A   | 1.7  |                 | Joyner-Kersee |         |       | 1     | Sestriere        | 31 Jul 94 |
| 7.48  | 1.2  | Heike           | Drechsler     | GER     | 64    | 1     | Neubrandenburg   | 9 Jul 88  |
| 7.48  | 0.4  |                 | Drechsler     |         |       | 1     | Lausanne         | 8 Jul 92  |
| 7.45  | 0.9  |                 | Drechsler ◊   |         |       | 1     | Tallinn          | 21 Jun 86 |
| 7.45  | 1.1  |                 | Drechsler     |         |       | 1     | Dresden          | 3 Jul 86  |
| 7.45  | 0.6  |                 | Joyner-Kersee |         |       | 1     | Indianapolis     | 13 Aug 87 |
| 7.45  | 1.6  |                 | Chistyakova   |         |       | 1     | Budapest         | 12 Aug 88 |
| 7.44  | 2.0  |                 | Drechsler     |         |       | 1     | Berlin           | 22 Sep 85 |
|   |      | (10/3)          |               |         |       |       |                  |           |
| 7.43  | 1.4  | Aniřoara        | Stanciu ◊     | ROU     | 62    | 1     | Bucureřti        | 4 Jun 83  |
| 7.42  | 2.0  | Tatyana         | Kotova        | RUS     | 76    | 1     | Annecy           | 23 Jun 02 |
| 7.39  | 0.5  | Yelena          | Byelevskaya ◊ | BLR     | 63    | 1     | Bryansk          | 18 Jul 87 |
| 7.37  |      | Inessa          | Kravets       | UKR     | 66    | 1     | Kiyev            | 13 Jun 92 |
| 7.33  | 0.4  | Tatyana         | Lebedeva      | RUS     | 76    | 1     | Tula             | 31 Jul 04 |
| 7.31  | 1.5  | Yelena          | Kokonova ◊    | UKR     | 63    | 1     | Alma-Ata         | 12 Sep 85 |
| 7.31  | 1.9  | Marion          | Jones         | USA     | 75    | 1     | Eugene           | 31 May 98 |
|   |      | (10)            |               |         |       |       |                  |           |
| 7.31  | 1.7  | Brittney        | Reese         | USA     | 86    | 1     | Eugene           | 2 Jul 16  |
| 7.27  | -0.4 | Irina           | Meleshina ◊   | RUS     | 82    | 2     | Tula             | 31 Jul 04 |
| 7.26A   | 1.8  | Maurren         | Maggi         | BRA     | 76    | 1     | Bogot           | 26 Jun 99 |
| 7.24  | 1.0  | Larisa          | Berezhnaya    | UKR     | 61    | 1     | Granada          | 25 May 91 |
| 7.21  | 1.6  | Helga           | Radtke        | GDR     | 62    | 2     | Dresden          | 26 Jul 84 |
| 7.21  | 1.9  | Lyudmila        | Kolchanova    | RUS     | 79    | 1     | Sochi            | 27 May 07 |
| 7.20  | -0.5 | Valy            | Ionescu       | ROU     | 60    | 1     | Bucureřti        | 1 Aug 82  |
| 7.20  | 2.0  | Irena           | Ozhenko ◊     | LTU     | 62    | 1     | Budapest         | 12 Sep 86 |
| 7.20  | 0.8  | Yelena          | Sinchukova ◊  | RUS     | 61    | 1     | Budapest         | 20 Jun 91 |
| 7.20  | 0.7  | Irina           | Mushayilova   | RUS     | 67    | 1     | Sankt-Peterburg  | 14 Jul 94 |
|   |      | (20)            |               |         |       |       |                  |           |
| 7.17  | 1.8  | Irina           | Valyukevich   | BLR     | 59    | 2     | Bryansk          | 18 Jul 87 |
| 7.17  | 0.6  | Tianna          | Bartoletta ◊  | USA     | 85    | 1     | Rio de Janeiro   | 17 Aug 16 |
| 7.16  |      | Iolanda         | Chen          | RUS     | 61    | 1     | Moskva           | 30 Jul 88 |
| 7.16A   | -0.1 | Elva            | Goulbourne    | JAM     | 80    | 1     | Ciudad de Mxico | 22 May 04 |
| 7.16  | 1.6  | Sosthene Taroum | Moguenara     | GER     | 89    | 1     | Weinheim         | 28 May 16 |
| 7.14  | 1.8  | Nirole          | Medvedyeva    | LTU     | 60    | 1     | Riga             | 4 Jun 88  |
| 7.14  | 1.2  | Mirela          | Dulgheru      | ROU     | 66    | 1     | Sofia            | 5 Jul 92  |
| 7.13  | 2.0  | Olga            | Kucherenko    | RUS     | 85    | 1     | Sochi            | 27 May 10 |
| 7.12  | 1.6  | Sabine          | Paetz ◊       | GDR     | 57    | 2     | Dresden          | 19 May 84 |
| 7.12  | 0.9  | Chioma          | Ajunwa        | NGR     | 70    | 1     | Atlanta          | 2 Aug 96  |
|   |      | (30)            |               |         |       |       |                  |           |
| 7.12  | 1.3  | Naide           | Gomes         | POR     | 79    | 1     | Monaco           | 29 Jul 08 |

| MARK  | WIND | NAME        | COUNTRY           | BORN        | PLACE | VENUE | DATE              |           |
|---|------|-------------|-------------------|-------------|-------|-------|-------------------|-----------|
| <i>Wind-assisted performances to 7.45 and performers to 7.12</i>      |      |             |                   |             |       |       |                   |           |
| 7.63A   | 2.1  | Heike       | Drechsler         | GER         | 64    | 1     | Sestriere         | 21 Jul 92 |
| 7.45  | 2.6  |             | Joyner-Kersee     |             |       | 1     | Indianapolis      | 23 Jul 88 |
| 7.23A   | 4.3  | Fiona       | May               | ITA         | 69    | 1     | Sestriere         | 29 Jul 95 |
| 7.22  | 4.3  | Anastasiya  | Mironchik-Ivanova | BLR         | 89    | 1     | Grodno            | 6 Jul 12  |
| 7.19A   | 3.7  | Susen       | Tiedtke           | GER         | 69    | 1     | Sestriere         | 28 Jul 93 |
| 7.17  | 3.6  | Eva         | Murková           | SVK         | 62    | 1     | Nitra             | 26 Aug 84 |
| 7.15  | 2.8  | Janay       | DeLoach-Soukup    | USA         | 85    | Q     | Eugene            | 29 Jun 12 |
| 7.14A   | 4.5  | Marieke     | Veltman           | USA         | 71    | 2     | Sestriere         | 29 Jul 95 |
| 7.14  | 2.2  | Blessing    | Okagbare          | NGR         | 88    | 2     | Doha              | 10 May 13 |
| 7.12A   | 5.8  | Niki        | Xánthou           | GRE         | 73    | 3     | Sestriere         | 29 Jul 95 |
| 7.12A   | 4.3  | Nicole      | Boegman           | AUS         | 67    | 4     | Sestriere         | 29 Jul 95 |
| <b>Triple Jump</b> ( <i>outdoor &amp; indoor performances mixed</i> ) |      |             |                   |             |       |       |                   |           |
| 15.50   | 0.9  | Inessa      | Kravets           | UKR         | 66    | 1     | Göteborg          | 10 Aug 95 |
| 15.39   | 0.5  | Françoise   | Mbango            | CMR         | 76    | 1     | Beijing           | 17 Aug 08 |
| 15.36i  |      | Tatyana     | Lebedeva          | RUS         | 76    | 1     | Budapest          | 6 Mar 04  |
| 15.34   | -0.5 |             | Lebedeva          |             |       | 1     | Iráklio           | 4 Jul 04  |
| 15.33   | -0.1 |             | Kravets           |             |       | 1     | Atlanta           | 31 Jul 96 |
| 15.33   | 1.2  |             | Lebedeva          |             |       | 1     | Lausanne          | 6 Jul 04  |
| 15.32   | 0.5  |             | Lebedeva          |             |       | 1     | Yokohama          | 9 Sep 00  |
| 15.32   | 0.9  | Hrisopiya   | Devetzí           | GRE         | 76    | Q     | Athína            | 21 Aug 04 |
| 15.32   | 0.5  |             | Lebedeva          |             |       | 2     | Beijing           | 17 Aug 08 |
| 15.31   | 0.0  | Caterine    | Ibargüen          | COL         | 84    | 1     | Monaco            | 18 Jul 14 |
|   |      | (10/5)      |                   |             |       |       |                   |           |
| 15.29   | 0.3  | Yamilé      | Aldama            | CUB/SUD/GBR | 72    | 1     | Roma              | 11 Jul 03 |
| 15.28   | 0.9  | Yargelis    | Savigne           | CUB         | 84    | 1     | Osaka             | 31 Aug 07 |
| 15.25   | 1.7  | Olga        | Rypakova          | KAZ         | 84    | 1     | Split             | 4 Sep 10  |
| 15.20   | 0.0  | Šárka       | Kašpáková         | CZE         | 71    | 1     | Athína            | 4 Aug 97  |
| 15.20   | -0.3 | Tereza      | Marinova          | BUL         | 77    | 1     | Sydney            | 24 Sep 00 |
|   |      | (10)        |                   |             |       |       |                   |           |
| 15.18   | 0.3  | Iva         | Prandzheva        | BUL         | 72    | 2     | Göteborg          | 10 Aug 95 |
| 15.16   | 0.1  | Rodica      | Mateescu          | ROU         | 71    | 2     | Athína            | 4 Aug 97  |
| 15.16i  |      | Ashia       | Hansen            | GBR         | 71    | 1     | Valencia          | 28 Feb 98 |
| 15.16   | 0.7  | Trecia-Kaye | Smith             | JAM         | 75    | 2     | Linz              | 2 Aug 04  |
| 15.14   | 1.9  | Nadezhda    | Alekhina ♠        | RUS         | 78    | 1     | Cheboksary        | 26 Jul 09 |
| 15.09   | 0.5  | Anna        | Biryukova         | RUS         | 67    | 1     | Stuttgart         | 21 Aug 93 |
| 15.09   | -0.5 | Inna        | Lasovskaya        | RUS         | 69    | 1     | Valencia          | 31 May 97 |
| 15.08i  |      | Marija      | Šesták ♠          | SLO         | 79    | 1     | Athína (P)        | 13 Feb 08 |
| 15.07   | -0.6 | Paraskeví   | Tsiamíta          | GRE         | 72    | Q     | Sevilla           | 22 Aug 99 |
| 15.04   | 1.7  | Yekaterina  | Koneva            | RUS         | 88    | 2     | Eugene            | 30 May 15 |
|   |      | (20)        |                   |             |       |       |                   |           |
| 15.03i  |      | Iolanda     | Chen              | RUS         | 61    | 1     | Barcelona         | 11 Mar 95 |
| 15.03   | 1.9  | Magdelin    | Martinez          | ITA         | 76    | 1     | Roma              | 26 Jun 04 |
| 15.02   | 0.9  | Anna        | Pyatykh           | RUS         | 81    | 3     | Göteborg          | 8 Sep 06  |
| 15.02   | -0.4 | Yulimar     | Rojas             | VEN         | 95    | 1     | Madrid            | 23 Jun 16 |
| 15.00   | 1.2  | Kène        | Ndoye             | SEN         | 78    | 2     | Iráklio           | 4 Jul 04  |
| 14.99   | 0.2  | Olga        | Saladukha         | UKR         | 83    | 1     | Helsinki          | 29 Jun 12 |
| 14.98   | 1.8  | Sofia       | Bozhanova         | BUL         | 67    | 1     | Stara Zagora      | 16 Jul 94 |
| 14.98   | 0.2  | Baya        | Rahouli           | ALG         | 79    | 1     | Almeria           | 1 Jul 05  |
| 14.96   | 0.7  | Olena       | Hovorova          | UKR         | 73    | 4     | Sydney            | 24 Sep 00 |
| 14.94i  |      | Cristina    | Nicolau           | ROU         | 77    | 1     | Bucureşti         | 5 Feb 00  |
|   |      | (30)        |                   |             |       |       |                   |           |
| 14.94i  |      | Oksana      | Udmurtova         | RUS         | 82    | 1     | Tartu             | 20 Feb 08 |
| <i>Wind-assisted performances to 14.99</i>                            |      |             |                   |             |       |       |                   |           |
| 15.24A  | 4.2  | Magdelin    | Martinez          | ITA         | 76    | 1     | Sestriere         | 1 Aug 04  |
| 15.17   | 2.4  | Anna        | Pyatykh           | RUS         | 81    | 2     | Athína            | 3 Jul 06  |
| 15.10   | 2.7  | Keila       | Costa             | BRA         | 83    | 1     | Uberlândia        | 6 May 07  |
| 15.06   | 2.6  | Olga        | Saladukha         | UKR         | 83    | 1     | Stockholm         | 29 Jul 11 |
| 14.99   | 6.8  | Olena       | Hovorova          | UKR         | 73    | 1     | Palma de Mallorca | 11 Jul 99 |
| <i>Best outdoor marks for athletes with indoor bests</i>              |      |             |                   |             |       |       |                   |           |
| 15.15   | 1.7  |             | Hansen            |             |       | 1     | Fukuoka           | 13 Sep 97 |
| 15.03   | 1.1  |             | Šesták            |             |       | 6     | Beijing           | 17 Aug 08 |
| 14.97   | 0.9  |             | Chen              |             |       | 1     | Moskva            | 18 Jun 93 |

| MARK   | NAME      | COUNTRY        | BORN    | PLACE | VENUE | DATE            |           |
|--|-----------|----------------|---------|-------|-------|-----------------|-----------|
| <b>Shot Put</b> ( <i>outdoor &amp; indoor performances mixed</i> ) |           |                |         |       |       |                 |           |
| 22.63  | Natalya   | Lisovskaya     | RUS     | 62    | 1     | Moskva          | 7 Jun 87  |
| 22.55  |           | Lisovskaya     |         |       | 1     | Tallinn         | 5 Jul 88  |
| 22.53  |           | Lisovskaya     |         |       | 1     | Sochi           | 27 May 84 |
| 22.53  |           | Lisovskaya     |         |       | 1     | Kiyev           | 14 Aug 88 |
| 22.50i   | Helena    | Fibingerová    | CZE     | 49    | 1     | Jablonec        | 19 Feb 77 |
| 22.45  | Ilona     | Slupianek ◊    | GDR     | 56    | 1     | Potsdam         | 11 May 80 |
| 22.41  |           | Slupianek      |         |       | 1     | Moskva          | 24 Jul 80 |
| 22.40  |           | Slupianek      |         |       | 1     | Berlin          | 3 Jun 83  |
| 22.38  |           | Slupianek      |         |       | 1     | Karl-Marx-Stadt | 25 May 80 |
| 22.36  |           | Slupianek      |         |       | 1     | Celje           | 2 May 80  |
|  | (10/3)    |                |         |       |       |                 |           |
| 22.19  | Claudia   | Losch          | FRG     | 60    | 1     | Hainfeld        | 23 Aug 87 |
| 21.89  | Ivanka    | Khristova      | BUL     | 41    | 1     | Belmeken        | 4 Jul 76  |
| 21.86  | Marianne  | Adam           | GDR     | 51    | 1     | Leipzig         | 23 Jun 79 |
| 21.76  |           | Li Meisu       | CHN     | 59    | 1     | Shijiazhuang    | 23 Apr 88 |
| 21.73  | Natalya   | Akhrimenko     | RUS     | 55    | 1     | Leselidze       | 21 May 88 |
| 21.70i   | Nadezhda  | Ostapchuk      | BLR     | 80    | 1     | Mogilyov        | 12 Feb 10 |
| 21.69  | Viktoriya | Pavlysh        | UKR     | 69    | 1     | Budapest        | 20 Aug 98 |
|  | (10)      |                |         |       |       |                 |           |
| 21.66  |           | Sui Xinmei     | CHN     | 65    | 1     | Beijing         | 9 Jun 90  |
| 21.61  | Verzhinia | Veselinova     | BUL     | 57    | 1     | Sofia           | 21 Aug 82 |
| 21.60i   | Valentina | Fedyushina     | UKR     | 65    | 1     | Simferopol      | 28 Dec 91 |
| 21.58  | Margitta  | Droese ◊       | GDR     | 52    | 1     | Erfurt          | 28 May 78 |
| 21.57  | Ines      | Müller ◊       | GDR     | 59    | 1     | Athína          | 16 May 88 |
| 21.45  |           |                |         |       | 1     | Schwerin        | 4 Jun 86  |
| 21.53  | Nunu      | Abashidze      | UKR     | 55    | 2     | Kiyev           | 20 Jun 84 |
| 21.52  |           | Huang Zhihong  | CHN     | 65    | 1     | Beijing         | 27 Jun 90 |
| 21.46  | Larisa    | Peleshenko     | RUS     | 64    | 1     | Moskva          | 26 Aug 00 |
| 21.45  | Nadezhda  | Chizhova       | RUS     | 45    | 1     | Varna           | 29 Sep 73 |
| 21.43  | Eva       | Wilms          | FRG     | 52    | 2     | München         | 17 Jun 77 |
|  | (20)      |                |         |       |       |                 |           |
| 21.42  | Svetlana  | Krachevskaya ◊ | RUS     | 44    | 2     | Moskva          | 24 Jul 80 |
| 21.31  | Heike     | Hartwig ◊      | GDR     | 62    | 2     | Athína          | 16 May 88 |
| 21.27  | Liane     | Schmuhl        | GDR     | 61    | 1     | Cottbus         | 26 Jun 82 |
| 21.24  | Valerie   | Adams ◊        | NZL     | 84    | 1     | Daegu           | 29 Aug 11 |
| 21.22  | Astrid    | Kumbernuss     | GER     | 70    | 1     | Göteborg        | 5 Aug 95  |
| 21.21  | Kathrin   | Neimke         | GDR     | 66    | 2     | Roma            | 5 Sep 87  |
| 21.19  | Helma     | Knorscheidt    | GDR     | 56    | 1     | Berlin          | 24 May 84 |
| 21.15i   | Irina     | Korzhanenko    | RUS     | 74    | 1     | Moskva          | 18 Feb 99 |
| 21.10  | Heidi     | Krieger        | GDR     | 65    | 1     | Stuttgart       | 26 Aug 86 |
| 21.06  | Svetlana  | Krivelyova     | RUS     | 69    | 1     | Barcelona       | 7 Aug 92  |
|  | (30)      |                |         |       |       |                 |           |
| <i>Best outdoor marks for athletes with indoor bests</i>           |           |                |         |       |       |                 |           |
| 22.32  |           | Fibingerová    |         |       | 1     | Nitra           | 20 Aug 77 |
| 21.58  |           | Ostapchuk      |         |       | 1     | Minsk           | 18 Jul 12 |
| 21.08  |           | Fedyushina     |         |       | 1     | Leselidze       | 15 May 88 |
| <b>Discus Throw</b>  |           |                |         |       |       |                 |           |
| 76.80  | Gabriele  | Reinsch        | GDR     | 63    | 1     | Neubrandenburg  | 9 Jul 88  |
| 74.56  | Zdenka    | Silhavá ◊      | CZE     | 54    | 1     | Nitra           | 26 Aug 84 |
| 74.56  | Ilke      | Wyludda        | GDR     | 69    | 1     | Neubrandenburg  | 23 Jul 89 |
| 74.44  |           | Reinsch        |         |       | 1     | Berlin          | 13 Sep 88 |
| 74.40  |           | Wyludda        |         |       | 2     | Berlin          | 13 Sep 88 |
| 74.08  | Diana     | Gansky ◊       | GDR     | 63    | 1     | Karl-Marx-Stadt | 20 Jun 87 |
| 73.90  |           | Gansky         |         |       | 1     | Praha           | 27 Jun 87 |
| 73.84  | Daniela   | Costian        | ROU/AUS | 65    | 1     | Bucureşti       | 30 Apr 88 |
| 73.78  |           | Costian        |         |       | 1     | Bucureşti       | 24 Apr 88 |
| 73.42  |           | Reinsch        |         |       | 1     | Karl-Marx-Stadt | 12 Jun 88 |
|  | (10/5)    |                |         |       |       |                 |           |
| 73.36  | Irina     | Meszynski      | GDR     | 62    | 1     | Praha           | 17 Aug 84 |
| 73.28  | Galina    | Savinkova ◊    | RUS     | 53    | 1     | Donetsk         | 8 Sep 84  |
| 73.22  | Tsvetanka | Khristova      | BUL     | 62    | 1     | Kazanlak        | 19 Apr 87 |
| 73.10  | Gisela    | Beyer          | GDR     | 60    | 1     | Berlin          | 20 Jul 84 |
| 72.92  | Martina   | Hellmann ◊     | GDR     | 60    | 1     | Potsdam         | 20 Aug 87 |
|  | (10)      |                |         |       |       |                 |           |
| 72.14  | Galina    | Murashova      | LTU     | 55    | 2     | Praha           | 17 Aug 84 |
| 71.80  | Maria     | Vergova ◊      | BUL     | 50    | 1     | Sofia           | 13 Jul 80 |

| MARK                       | NAME       | COUNTRY        | BORN | PLACE | VENUE | DATE                     |           |
|----------------------------|------------|----------------|------|-------|-------|--------------------------|-----------|
| 71.68                      |            | Xiao Yanling   | CHN  | 68    | 1     | Beijing                  | 14 Mar 92 |
| 71.58                      | Ellina     | Zvereva ◊      | BLR  | 60    | 1     | Leningrad                | 12 Jun 88 |
| 71.50                      | Evelin     | Jahl ◊         | GDR  | 56    | 1     | Potsdam                  | 10 May 80 |
| 71.30                      | Larisa     | Korotkevich    | RUS  | 67    | 1     | Sochi                    | 29 May 92 |
| 71.22                      | Ria        | Stalman        | NED  | 51    | 1     | Walnut                   | 15 Jul 84 |
| 71.08                      | Sandra     | Perković       | CRO  | 90    | 1     | Zürich                   | 16 Aug 14 |
| 70.88                      | Hilda      | Ramos          | CUB  | 64    | 1     | Habana                   | 8 May 92  |
| 70.80                      | Larisa     | Mikhailchenko  | UKR  | 63    | 1     | Kharkov                  | 18 Jun 88 |
|                            | (20)       |                |      |       |       |                          |           |
| 70.68                      | Maritza    | Martén         | CUB  | 63    | 1     | Sevilla                  | 18 Jul 92 |
| 70.65                      | Denia      | Caballero      | CUB  | 90    | 1     | Bilbao                   | 20 Jun 15 |
| 70.50                      | Faina      | Melnik         | RUS  | 45    | 1     | Sochi                    | 24 Apr 76 |
| 70.34                      | Silvia     | Madetzky       | GDR  | 62    | 3     | Athína                   | 16 May 88 |
| 70.02                      | Natalya    | Sadova         | RUS  | 72    | 1     | Thessaloniki             | 23 Jun 99 |
| 69.86                      | Valentina  | Kharchenko     | RUS  | .49   | 1     | Feodosiya                | 16 May 81 |
| 69.72                      | Svetla     | Mitkova        | BUL  | 64    | 2     | Sofia                    | 15 Aug 87 |
| 69.68                      | Mette      | Bergmann       | NOR  | 62    | 1     | Florø                    | 27 May 95 |
| 69.51                      | Franka     | Dietzsch       | GER  | 68    | 1     | Wiesbaden                | 8 May 99  |
| 69.50                      | Florenta   | Crăciunescu ◊  | ROU  | 55    | 1     | Stara Zagora             | 2 Aug 85  |
|                            | (30)       |                |      |       |       |                          |           |
| <i>Unofficial meeting</i>  |            |                |      |       |       |                          |           |
| 78.14                      | Martina    | Hellmann ◊     | GDR  | 60    | 1     | Berlin                   | 6 Sep 88  |
| 75.36                      | Ilke       | Wyludda        | GDR  | 69    | 2     | Berlin                   | 6 Sep 88  |
| <i>Doping-disqualified</i> |            |                |      |       |       |                          |           |
| 70.69                      | Darya      | Pishchalnikova | RUS  | 85    | (1)   | Cheboksary               | 5 Jul 12  |
| <b>Hammer Throw</b>        |            |                |      |       |       |                          |           |
| 82.98                      | Anita      | Włodarczyk     | POL  | 85    | 1     | Warszawa                 | 28 Aug 16 |
| 82.29                      |            | Włodarczyk     |      |       | 1     | Río de Janeiro           | 15 Aug 16 |
| 81.08                      |            | Włodarczyk     |      |       | 1     | Cetniewo                 | 1 Aug 15  |
| 80.85                      |            | Włodarczyk     |      |       | 1     | Beijing                  | 27 Aug 15 |
| 80.26                      |            | Włodarczyk     |      |       | 1     | Cetniewo                 | 12 Jul 16 |
| 79.73                      |            | Włodarczyk     |      |       | 1     | Doha                     | 6 May 17  |
| 79.61                      |            | Włodarczyk     |      |       | 1     | Szczecin                 | 18 Jun 16 |
| 79.58                      |            | Włodarczyk     |      |       | 1     | Berlin                   | 31 Aug 14 |
| 79.48                      |            | Włodarczyk     |      |       | 1cA   | Halle                    | 21 May 16 |
| 79.45                      |            | Włodarczyk     |      |       | 1     | Forbach                  | 29 May 16 |
|                            | (10/1)     |                |      |       |       |                          |           |
| 79.42                      | Betty      | Heidler        | GER  | 83    | 1     | Halle                    | 21 May 11 |
| 78.80                      | Tatyana    | Lysenko ◊      | RUS  | 83    | 1     | Moskva                   | 16 Aug 13 |
| 78.69                      | Oksana     | Menkova        | BLR  | 82    | 1     | Minsk                    | 18 Jul 12 |
| 77.68                      |            | Wang Zheng     | CHN  | 87    | 1     | Chengdu                  | 29 Mar 14 |
| 77.33                      |            | Zhang Wenxiu   | CHN  | 86    | 1     | Incheon                  | 28 Sep 14 |
| 77.26                      | Gulfiya    | Khanafeyeva    | RUS  | 82    | 1     | Tula                     | 12 Jun 06 |
| 77.13                      | Oksana     | Kondratyeva    | RUS  | 85    | 1     | Zhukovskiy               | 30 Jun 13 |
| 76.90                      | Martina    | Hrasnová ◊     | SVK  | 83    | 1     | Trnava                   | 16 May 09 |
| 76.83                      | Kamila     | Skolimowska    | POL  | 82    | 1     | Doha                     | 11 May 07 |
|                            | (10)       |                |      |       |       |                          |           |
| 76.77                      | Gwen       | Berry          | USA  | 89    | 1     | Oxford MS                | 6 May 17  |
| 76.72                      | Mariya     | Bespalova      | RUS  | 86    | 2     | Zhukovskiy               | 23 Jun 12 |
| 76.66                      | Olga       | Tsander        | BLR  | 76    | 1     | Staiki                   | 21 Jul 05 |
| 76.63                      | Yekaterina | Khoroshikh     | RUS  | 83    | 2     | Moskva                   | 24 Jun 06 |
| 76.62                      | Yipsi      | Moreno         | CUB  | 80    | 1     | Zagreb                   | 9 Sep 08  |
| 76.56                      | Alena      | Matoshko       | BLR  | 82    | 2     | Minsk                    | 12 Jun 12 |
| 76.33                      | Darya      | Pchel'nik      | BLR  | 81    | 2     | Staiki                   | 29 Jun 08 |
| 76.21                      | Yelena     | Konevtsova ◊   | RUS  | 81    | 3     | Sochi                    | 26 May 07 |
| 76.17                      | Anna       | Bulgakova      | RUS  | 88    | 2     | Moskva                   | 24 Jul 13 |
| 76.07                      | Mihaela    | Melinte        | ROU  | 75    | 1     | Rüdlingen                | 29 Aug 99 |
|                            | (20)       |                |      |       |       |                          |           |
| 76.05                      | Kathrin    | Klaas          | GER  | 84    | 5     | London (Olympic Stadium) | 10 Aug 12 |
| 75.73                      | Amanda     | Bingson        | USA  | 90    | 1     | Des Moines               | 22 Jun 13 |
| 75.73                      | Sultana    | Frizell        | CAN  | 84    | 1     | Tucson                   | 22 May 14 |
| 75.68                      | Olga       | Kuzenkova      | RUS  | 70    | 1     | Tula                     | 4 Jun 00  |
| 75.29                      | Hanna      | Skydan         | AZE  | 92    | 1     | Baku                     | 16 May 17 |
| 75.09                      | Yelena     | Rigert ◊       | RUS  | 83    | 1     | Moskva                   | 15 Jul 13 |
| 75.08                      | Ivana      | Brkljacic      | CRO  | 83    | 2     | Waszawa                  | 17 Jun 07 |
| 74.94                      | Hanna      | Malys'nik      | BLR  | 94    | 1     | Brest                    | 1 Jun 17  |



| MARK                          | NAME                | COUNTRY                | BORN    | PLACE | VENUE | DATE                    |           |
|-------------------------------|---------------------|------------------------|---------|-------|-------|-------------------------|-----------|
| 74.77                         | Jeneva              | Stevens <sup>◇</sup>   | USA     | 89    | 2     | Dubnica nad Váhom       | 21 Aug 13 |
| 74.66                         | Manuéla<br>(30)     | Montebrun              | FRA     | 79    | 1     | Zagreb                  | 11 Jul 05 |
| <i>Sloping ground</i>         |                     |                        |         |       |       |                         |           |
| 75.20                         | Manuéla             | Montebrun              | FRA     | 79    | 1     | Vineuil                 | 18 May 03 |
| <i>Doping-disqualified</i>    |                     |                        |         |       |       |                         |           |
| 77.36                         | Gulfiya             | Agafonova              | RUS     | 82    | (2)   | Sochi                   | 26 May 07 |
| 74.87                         | Yekaterina          | Khoroshikh             | RUS     | 83    | (4)   | Sochi                   | 26 May 07 |
| <i>Exhibition competition</i> |                     |                        |         |       |       |                         |           |
| 79.83                         | Anita               | Włodarczyk             | POL     | 85    | 1     | Wrocław                 | 27 Jun 15 |
| <b>Javelin Throw</b>          |                     |                        |         |       |       |                         |           |
| 72.28                         | Barbora             | Špotáková              | CZE     | 81    | 1     | Stuttgart               | 13 Sep 08 |
| 71.99                         | Mariya              | Abakumova              | RUS     | 86    | 1     | Daegu                   | 2 Sep 11  |
| 71.70                         | Osleidys            | Menéndez               | CUB     | 79    | 1     | Helsinki                | 14 Aug 05 |
| 71.58                         |                     | Špotáková              |         |       | 2     | Daegu                   | 2 Sep 11  |
| 71.54                         |                     | Menéndez               |         |       | 1     | Réthimno                | 1 Jul 01  |
| 71.53                         |                     | Menéndez               |         |       | 1     | Athína                  | 27 Aug 04 |
| 71.42                         |                     | Špotáková              |         |       | 1     | Beijing                 | 21 Aug 08 |
| 70.78                         |                     | Abakumova              |         |       | 2     | Beijing                 | 21 Aug 08 |
| 70.53                         |                     | Abakumova              |         |       | 1     | Berlin                  | 1 Sep 13  |
| 70.20                         | Christina<br>(10/4) | Obergföll              | GER     | 81    | 1     | München                 | 23 Jun 07 |
| 69.48                         | Trine               | Hattestad <sup>◇</sup> | NOR     | 66    | 1     | Oslo                    | 28 Jul 00 |
| 69.35                         | Sunette             | Viljoen                | RSA     | 83    | 1     | New York                | 9 Jun 12  |
| 68.34                         | Steffi              | Nerius                 | GER     | 72    | 2     | Berlin (Elstal)         | 31 Aug 08 |
| 67.69                         | Katharina           | Molitor                | GER     | 83    | 1     | Beijing                 | 30 Aug 15 |
| 67.67                         | Sonia               | Bisset                 | CUB     | 71    | 1     | Salamanca               | 6 Jul 05  |
| 67.51                         | Miréla<br>(10)      | Manjani <sup>◇</sup>   | GRE     | 76    | 2     | Sydney                  | 30 Sep 00 |
| 67.32                         | Linda               | Stahl                  | GER     | 85    | 1     | New York                | 14 Jun 14 |
| 67.30                         | Vera                | Rebrik                 | UKR/RUS | 89    | 1     | Adler                   | 19 Feb 16 |
| 67.29                         | Hanna               | Hatsko-Fedusova        | UKR     | 90    | 1     | Kirovohrad              | 26 Jul 14 |
| 67.21                         | Eda                 | Tuğsuz                 | TUR     | 97    | 1     | Baku                    | 18 May 17 |
| 67.20                         | Tatyana             | Shikolenko             | RUS     | 68    | 1     | Monaco                  | 18 Aug 00 |
| 67.16                         | Martina             | Ratej                  | SLO     | 81    | 3     | Doha                    | 14 May 10 |
| 67.11                         | Maria               | Andrejczyk             | POL     | 96    | 1qB   | Río de Janeiro          | 16 Aug 16 |
| 66.91                         | Tanja               | Damaske                | GER     | 71    | 1     | Erfurt                  | 4 Jul 99  |
| 66.83                         | Kim                 | Mickle                 | AUS     | 84    | 1     | Melbourne               | 22 Mar 14 |
| 66.80                         | Louise<br>(20)      | Currey <sup>◇</sup>    | AUS     | 69    | 1     | Gold Coast (RB)         | 5 Aug 00  |
| 66.67                         | Kara                | Patterson <sup>◇</sup> | USA     | 86    | 1     | Des Moines              | 25 Jun 10 |
| 66.47                         |                     | Liu Shiyang            | CHN     | 93    | 1     | Kawasaki                | 21 May 17 |
| 66.41                         | Christin            | Hussong                | GER     | 94    | 1     | Kassel                  | 19 Jun 16 |
| 66.34                         | Tatsiana            | Khaladovich            | BLR     | 91    | 1     | Amsterdam               | 9 Jul 16  |
| 66.18                         | Madara              | Palameika              | LAT     | 87    | 1     | Bruxelles               | 9 Sep 16  |
| 66.18                         | Sara                | Kolak                  | CRO     | 95    | 1     | Río de Janeiro          | 18 Aug 16 |
| 66.17                         | Goldie              | Sayers                 | GBR     | 82    | 1     | London (Crystal Palace) | 14 Jul 12 |
| 66.13                         |                     | Lu Huihui              | CHN     | 89    | 2     | Beijing                 | 30 Aug 15 |
| 66.10                         | Kathryn             | Mitchell               | AUS     | 82    | 2     | Adelaide                | 15 Feb 14 |
| 65.91                         | Nikola<br>(30)      | Brejchová <sup>◇</sup> | CZE     | 74    | 1     | Linz                    | 2 Aug 04  |

**Heptathlon**

From 2010, IAAF rule 260.27 (now 270.18) stated that – for record purposes – the average wind speed of the three affected events shall not exceed plus two metres per second. The ruling is not retrospective, but if it were then the affected marks are shown with the superscript "

|      |            |               |       |           |           |       |              |           |
|------|------------|---------------|-------|-----------|-----------|-------|--------------|-----------|
| 7291 | Jackie     | Joyner-Kersey | USA   | 62        | 1         | Seoul | 24 Sep 88    |           |
|      | 12.69/0.5  | 1.86          | 15.80 | 22.56/1.6 | 7.27/0.7  | 45.66 | 2:08.51      |           |
| 7215 |            | Joyner-Kersey |       |           |           | 1     | Indianapolis | 16 Jul 88 |
|      | 12.71/-0.9 | 1.93          | 15.65 | 22.30/0.0 | 7.00/-1.3 | 50.08 | 2:20.70      |           |
| 7158 |            | Joyner-Kersey |       |           |           | 1     | Houston      | 2 Aug 86  |
|      | 13.18/-0.5 | 1.88          | 15.20 | 22.85/1.2 | 7.03w/2.9 | 50.12 | 2:09.69      |           |
| 7148 |            | Joyner-Kersey |       |           |           | 1     | Moskva       | 7 Jul 86  |
|      | 12.85/0.2  | 1.88          | 14.76 | 23.00/0.3 | 7.01/-0.5 | 49.86 | 2:10.02      |           |
| 7128 |            | Joyner-Kersey |       |           |           | 1     | Roma         | 1 Sep 87  |
|      | 12.91/0.2  | 1.90          | 16.00 | 22.95/1.2 | 7.14/0.9  | 45.68 | 2:16.29      |           |

| MARK                       | NAME            | COUNTRY            | BORN      | PLACE  | VENUE                    | DATE      |
|----------------------------|-----------------|--------------------|-----------|--------|--------------------------|-----------|
| 7044                       |                 | Joyner-Kersey      |           | 1      | Barcelona                | 2 Aug 92  |
|                            | 12.85/-0.9 1.91 | 14.13 23.12/0.7    | 7.10/1.3  | 44.98  | 2:11.78                  |           |
| 7032                       | Carolina        | Klüft              | SWE       | 83 1   | Osaka                    | 26 Aug 07 |
|                            | 13.15/0.1 1.95  | 14.81 23.38/0.3    | 6.85/1.0  | 47.98  | 2:12.56                  |           |
| 7013                       | Nafissatou      | Thiam              | BEL       | 94 1   | Götzis                   | 28 May 17 |
|                            | 13.34/-0.7 1.98 | 14.51 24.40/-1.6   | 6.56/0.8  | 59.32  | 2:15.24                  |           |
| 7007 <sup>w</sup>          | Larisa          | Nikitina ◊         | RUS       | 65 1   | Bryansk                  | 11 Jun 89 |
|                            | 13.40/1.4 1.89  | 16.45 23.97/1.1    | 6.73/4.0  | 53.94  | 2:15.31                  |           |
| 7001                       |                 | Klüft              |           | 1      | Paris (Saint-Denis)      | 24 Aug 03 |
|                            | 13.18/-0.4 1.94 | 14.19 22.98/1.1    | 6.68/1.0  | 49.90  | 2:12.12                  |           |
|                            | (10/4)          |                    |           |        |                          |           |
| 6985                       | Sabine          | Braun              | GER       | 65 1   | Götzis                   | 31 May 92 |
|                            | 13.11/-0.4 1.93 | 14.84 23.65/2.0    | 6.63w/2.9 | 51.62  | 2:12.67                  |           |
| 6955                       | Jessica         | Ennis ◊            | GBR       | 86 1   | London (Olympic Stadium) | 4 Aug 12  |
|                            | 12.54/1.3 1.86  | 14.28 22.83/-0.3   | 6.48/-0.6 | 47.49  | 2:08.65                  |           |
| 6946                       | Sabine          | Paetz ◊            | GDR       | 57 1   | Potsdam                  | 6 May 84  |
|                            | 12.64/0.3 1.80  | 15.37 23.37/0.7    | 6.86/-0.2 | 44.62  | 2:08.93                  |           |
| 6942                       | Ghada           | Shouaa             | SYR       | 72 1   | Götzis                   | 26 May 96 |
|                            | 13.78/0.3 1.87  | 15.64 23.78/0.6    | 6.77/0.6  | 54.74  | 2:13.61                  |           |
| 6935                       | Ramona          | Neubert            | GDR       | 58 1   | Moskva                   | 19 Jun 83 |
|                            | 13.42/1.7 1.82  | 15.25 23.49/0.5    | 6.79/0.7  | 49.94  | 2:07.51                  |           |
| 6889 <sup>w</sup>          | Eunice          | Barber             | FRA       | 74 1   | Arles                    | 5 Jun 05  |
|                            | 12.62w/2.9 1.91 | 12.61 24.12/1.2    | 6.78w/3.4 | 53.07  | 2:14.66                  |           |
|                            | (10)            |                    |           |        |                          |           |
| 6880                       | Tatyana         | Chernova           | RUS       | 88 1   | Daegu                    | 30 Aug 11 |
|                            | 13.32/0.9 1.83  | 14.17 23.50/-1.5   | 6.61/-0.7 | 52.95  | 2:08.04                  |           |
| 6859                       | Natalya         | Shubenkova         | RUS       | 57 1   | Kiyev                    | 21 Jun 84 |
|                            | 12.93/1.0 1.83  | 13.66 23.57/-0.3   | 6.73/0.4  | 46.26  | 2:04.60                  |           |
| 6858                       | Anke            | Behmer ◊           | GDR       | 61 3   | Seoul                    | 24 Sep 88 |
|                            | 13.20/0.5 1.83  | 14.20 23.10/1.6    | 6.68/0.1  | 44.54  | 2:04.20                  |           |
| 6845                       | Irina           | Belova             | RUS       | 68 2   | Barcelona                | 2 Aug 92  |
|                            | 13.25/-0.1 1.88 | 13.77 23.34/0.2    | 6.82/0.0  | 41.90  | 2:05.08                  |           |
| 6836                       | Carolin         | Schäfer            | GER       | 91 2   | Götzis                   | 28 May 17 |
|                            | 13.09/1.0 1.86  | 14.76 23.36/0.7    | 6.57/0.9  | 49.80  | 2:14.73                  |           |
| 6832                       | Lyudmyla        | Blonska            | UKR       | 77 2   | Osaka                    | 26 Aug 07 |
|                            | 13.25/0.1 1.92  | 14.44 24.09/0.3    | 6.88/1.0  | 47.77  | 2:16.68                  |           |
| 6831                       | Denise          | Lewis              | GBR       | 72 1   | Talence                  | 30 Jul 00 |
|                            | 13.13/1.0 1.84  | 15.07 24.01w/3.6   | 6.69/-0.4 | 49.42  | 2:12.20                  |           |
| 6815                       | Laura           | Ikauniece-Admidaņa | LAT       | 92 3   | Götzis                   | 28 May 17 |
|                            | 13.10/1.0 1.77  | 13.53 23.49/-2.9   | 6.64/0.8  | 56.17  | 2:11.76                  |           |
| 6808                       | Brianne         | Theisen-Eaton      | CAN       | 88 1   | Götzis                   | 13 May 15 |
|                            | 13.05/-0.2 1.89 | 13.73 23.34/1.4    | 6.72/0.9  | 42.96  | 2:09.37                  |           |
| 6803                       | Jane            | Frederick          | USA       | 52 1   | Talence                  | 16 Sep 84 |
|                            | 13.27/1.2 1.87  | 15.49 24.15/1.6    | 6.43/0.2  | 51.74  | 2:13.55                  |           |
|                            | (20)            |                    |           |        |                          |           |
| 6778                       | Nataliya        | Dobrynska          | UKR       | 82 2   | Barcelona                | 31 Jul 10 |
|                            | 13.59/-1.6 1.86 | 15.88 24.23/-0.2   | 6.56/0.3  | 49.25  | 2:12.06                  |           |
| 6765                       | Yelena          | Prokhorova         | RUS       | 78 1   | Tula                     | 23 Jul 00 |
|                            | 13.54/-2.8 1.82 | 14.30 23.37/-0.2   | 6.72/1.0  | 43.40  | 2:04.27                  |           |
| 6750                       |                 | Ma Miaolan         | CHN       | 70 1   | Beijing                  | 12 Sep 93 |
|                            | 13.28/1.5 1.89  | 14.98 23.86/       | 6.64/     | 45.82  | 2:15.33                  |           |
| 6741                       | Heike           | Drechsler ◊        | GER       | 64 1   | Talence                  | 11 Sep 94 |
|                            | 13.34/-0.3 1.84 | 13.58 22.84/-1.1   | 6.95/1.0  | 40.64  | 2:11.53                  |           |
| 6735 <sup>w</sup>          | Hyleas          | Fountain           | USA       | 81 1   | Des Moines               | 26 Jun 10 |
|                            | 12.93w/2.6 1.90 | 13.73 23.28w/3.3   | 6.79w/2.7 | 42.26  | 2:17.80                  |           |
| 6703                       | Tatyana         | Blokhina           | RUS       | 70 1   | Talence                  | 11 Sep 93 |
|                            | 13.69/-0.6 1.91 | 14.94 23.95/-0.4   | 5.99/-0.3 | 52.16  | 2:09.65                  |           |
| 6702                       | Chantal         | Beaugeant          | FRA       | 61 2   | Götzis                   | 19 Jun 88 |
|                            | 13.10/1.6 1.78  | 13.74 23.96/3.5    | 6.45/0.2  | 50.96  | 2:07.09                  |           |
| 6695                       | Jane            | Flemming           | AUS       | 65 1   | Auckland                 | 28 Jan 90 |
|                            | 13.21/1.4 1.82  | 13.76 23.62w/2.4   | 6.57/1.6  | 49.28  | 2:12.53                  |           |
| 6691                       | Katarina        | Johnson-Thompson   | GBR       | 93 4   | Götzis                   | 28 May 17 |
|                            | 13.29/1.2 1.95  | 12.72 22.81/-2.9   | 6.53/0.7  | 39.98  | 2:11.12                  |           |
| 6683                       | Jennifer        | Oeser              | GER       | 83 3   | Barcelona                | 31 Jul 10 |
|                            | 13.37/-1.0 1.83 | 13.82 24.07/-0.3   | 6.68/-0.3 | 49.17  | 2:12.28                  |           |
|                            | (30)            |                    |           |        |                          |           |
| <i>Doping-disqualified</i> |                 |                    |           |        |                          |           |
| 6700                       | Lyudmyla        | Blonska            | UKR       | 77 (2) | Beijing                  | 16 Aug 08 |
|                            | 13.31/0.5 1.86  | 14.29 24.14/0.0    | 6.48/0.6  | 47.60  | 2:09.44                  |           |

| MARK   | NAME      | COUNTRY       | BORN  | PLACE | VENUE      | DATE                      |
|--|-----------|---------------|-------|-------|------------|---------------------------|
| <b>Decathlon</b>   |           |               |       |       |            |                           |
| <i>IAAF approved order: 100m, DT, PV, JT, 400m / 100mh, LJ, SP, HJ, 1500m, 1997/2000 events used men's order</i> |           |               |       |       |            |                           |
| 8358   | Austra    | Skujytė       | LTU   | 79    | 1          | Emporia 15 May 05         |
| 12.49/1.6  | 46.19     | 3.10          | 48.78 | 57.19 | 14.22w/2.4 | 6.12/1.6                  |
| 16.42  | 1.78      | 5:15.86       |       |       |            |                           |
| 8150   | Marie     | Collonvillė   | FRA   | 73    | 1          | Talence 26 Sep 04         |
| 12.48/0.4  | 34.69     | 3.50          | 47.19 | 56.15 | 13.96/0.4  | 6.18/1.0                  |
| 11.90  | 1.80      | 5:06.09       |       |       |            |                           |
| 7885   | Mona      | Steigauf      | GER   | 70    | 1          | Ahlen 21 Sep 97           |
| 12.15/1.2  | 5.93      | 12.49         | 1.73  | 55.34 | 13.75/0.2  | 34.68                     |
| 3.10   | 42.24     | 5:07.95       |       |       |            |                           |
| 7798   | Irina     | Naumenko ♠    | KAZ   | 80    | 2          | Talence 26 Sep 04         |
| 12.58/0.4  | 34.63     | 3.30          | 37.57 | 55.91 | 14.42/0.4  | 5.98/1.0                  |
| 12.51  | 1.77      | 4:59.03       |       |       |            |                           |
| 7742   | Anna      | Snetkova      | RUS   | 79    | 1          | Krasnodar 20 Sep 03       |
| 12.66  | 36.90     | 3.70          | 37.50 | 58.88 | 14.19      | 5.98                      |
| 13.48  | 1.69      | 5:17.67       |       |       |            |                           |
| 7577   | Tiffany   | Lott-Hogan    | USA   | 75    | 2          | Lage 10 Sep 00            |
| 12.31  | 5.77      | 13.86         | 1.69  | 58.01 | 13.57      | 38.39                     |
| 3.00   | 46.93     | 6:01.24       |       |       |            |                           |
| 7470   | Julie     | Mezerette ♠   | FRA   | 79    | 1          | Arles 28 Oct 01           |
| 12.15  | 5.87      | 11.52         | 1.75  | 56.86 | 14.59      | 36.98                     |
| 2.60   | 38.76     | 5:02.92       |       |       |            |                           |
| <b>10 Kilometres Walk (road)</b>   |           |               |       |       |            |                           |
| 41:04  | Yelena    | Nikolayeva    | RUS   | 66    | 1          | Sochi 20 Apr 96           |
| 41:16  |           | Wang Yan      | CHN   | 71    | 1          | Eisenhüttenstadt 8 May 99 |
| 41:16  | Kjersti   | Plätzer ♠     | NOR   | 72    | 1          | Os 11 May 02              |
| 41:17  | Irina     | Stankina      | RUS   | 77    | 1          | Adler 9 Feb 97            |
| 41:24  | Olimpiada | Ivanova       | RUS   | 70    | 2          | Adler 9 Feb 97            |
| 41:29  | Larisa    | Ramazanova ♠  | RUS   | 71    | 1          | Izhevsk 4 Jun 95          |
| 41:30  | Kerry     | Junna-Saxby   | AUS   | 61    | 1          | Canberra 27 Aug 88        |
| 41:31  | Yelena    | Gruzinova     | RUS   | 67    | 2          | Sochi 20 Apr 96           |
| 41:38  | Rossella  | Giordano      | ITA   | 72    | 1          | Naumburg 25 May 97        |
| 41:42  | Olga      | Kaniskina     | RUS   | 85    | 2          | Kraków 30 May 09          |
| (10)   |           |               |       |       |            |                           |
| <b>10,000 Metres Walk (track)</b>  |           |               |       |       |            |                           |
| 41:37.9  |           | Gao Hongmiao  | CHN   | 74    | 1          | Beijing 7 Apr 94          |
| 41:42.5  | Lyudmyla  | Olyanovska    | UKR   | 93    | 1          | Mukachevo 1 Nov 14        |
| 41:56.23   | Nadezhda  | Ryashkina     | RUS   | 67    | 1          | Seattle 24 Jul 90         |
| 41:57.22   | Kerry     | Saxby-Junna   | AUS   | 61    | 2          | Seattle 24 Jul 90         |
| 41:57.29   | Antonella | Palmisano     | ITA   | 91    | 1          | Orvieto 23 Apr 17         |
| 42:11.5  | Beate     | Anders ♠      | GER   | 68    | 1          | Fana 15 May 92            |
| 42:13.7  | Madelein  | Svensson      | SWE   | 69    | 2          | Fana 15 May 92            |
| 42:14.12   | Raquel    | González      | ESP   | 89    | 1          | Gijón 23 Jul 16           |
| 42:19.2  |           | Gu Yan        | CHN   | 74    | 2          | Beijing 7 Apr 94          |
| 42:23.37   | Julia     | Takács        | ESP   | 89    | 1          | Alcobendas 26 Jul 14      |
| (10)   |           |               |       |       |            |                           |
| <b>20,000 Metres Walk (track)</b>  |           |               |       |       |            |                           |
| 1:26:52.3  | Olimpiada | Ivanova       | RUS   | 70    | 1          | Brisbane 6 Sep 01         |
| 1:27:49.3  | Yelena    | Nikolayeva    | RUS   | 66    | 2          | Brisbane 6 Sep 01         |
| 1:29:32.4  |           | Song Hongjuan | CHN   | 84    | 1          | Changsha 24 Oct 03        |
| 1:29:36.4  | Susana    | Feitor        | POR   | 75    | 1          | Lisboa 21 Jul 01          |
| 1:30:48.3  | Rossella  | Giordano      | ITA   | 72    | 1          | Almada 4 Aug 00           |
| 1:31:02.3  | Sandra    | Arenas        | COL   | 93    | 1          | Lima 13 Jun 15            |
| 1:31:06.6  |           | Jiang Jing    | CHN   | 85    | 2          | Changsha 24 Oct 03        |
| 1:31:16.18   |           | Liu Hong      | CHN   | 87    | 1          | Wuhan 1 Nov 07            |
| 1:31:18.79   |           | Song Xiaoling | CHN   | 87    | 2          | Wuhan 1 Nov 07            |
| 1:31:19.2  | Maribel   | Goncalves     | POR   | 78    | 1          | Lisboa 31 Jul 04          |
| (10)   |           |               |       |       |            |                           |
| <b>20 Kilometres Walk (road) (f during Russia's suspension from the IAAF)</b>                                    |           |               |       |       |            |                           |
| 1:24:38  |           | Liu Hong      | CHN   | 87    | 1          | La Coruña 6 Jun 15        |
| 1:24:47  | Elmira    | Alembekova    | RUS   | 90    | 1          | Sochi 27 Feb 15           |
| 1:24:50  | Olimpiada | Ivanova       | RUS   | 70    | 1          | Adler 4 Mar 01            |
| 1:24:56  | Olga      | Kaniskina     | RUS   | 85    | 1          | Adler 28 Feb 09           |
| 1:24:58  | Yelena    | Lashmanova    | RUS   | 92    | 1          | Cheboksary 25 Jun 16      |
| 1:25:02  |           | Lashmanova    |       |       | 1          | London 11 Aug 12          |
| 1:25:03  | Marina    | Pandakova     | RUS   | 89    | 2          | Sochi 27 Feb 15           |

| MARK                             | NAME  | COUNTRY | BORN | PLACE | VENUE                    | DATE      |
|----------------------------------|---|---------|------|-------|--------------------------|-----------|
| 1:25:04                          | Svetlana Vasilyeva  | RUS     | 92   | 3     | Sochi                    | 27 Feb 15 |
| 1:25:08                          | Vera Sokolova   | RUS     | 85   | 1     | Sochi                    | 26 Feb 11 |
| 1:25:09                          | Anisya Kirdyapkina ◊<br>(10/9)  | RUS     | 89   | 1     | Sochi                    | 20 Feb 10 |
| 1:25:12                          | Lu Xiuzhi<br>(10)   | CHN     | 93   | 1     | Beijing                  | 20 Mar 15 |
| 1:25:16                          | Qieyang Shenjie   | CHN     | 90   | 3     | London                   | 11 Aug 12 |
| 1:25:18                          | Tatyana Gudkova   | RUS     | 78   | 1     | Moskva                   | 19 May 00 |
| 1:25:20                          | Olga Polyakova  | RUS     | 80   | 2     | Moskva                   | 19 May 00 |
| 1:25:22 <sup>f</sup>             | Yekaterina Medvedyeva   | RUS     | 94   | 2     | Sochi                    | 18 Feb 17 |
| 1:25:29                          | Irina Stankina  | RUS     | 77   | 3     | Moskva                   | 19 May 00 |
| 1:25:32                          | Yelena Shumkina   | RUS     | 88   | 4     | Adler                    | 28 Feb 09 |
| 1:25:46                          | Tatyana Shemyakina  | RUS     | 87   | 3     | Adler                    | 23 Feb 08 |
| 1:25:52                          | Larisa Yemelyanova ◊  | RUS     | 80   | 5     | Adler                    | 28 Feb 09 |
| 1:25:52                          | Tatyana Sibileva  | RUS     | 80   | 3     | Sochi                    | 20 Feb 10 |
| 1:25:59                          | Tamara Kovalenko<br>(20)  | RUS     | 64   | 4     | Moskva                   | 19 May 00 |
| 1:26:11                          | Margarita Turova  | BLR     | 80   | 1     | Nesvizh                  | 15 Apr 06 |
| 1:26:14                          | Irina Petrova   | RUS     | 85   | 2     | Adler                    | 19 Feb 06 |
| 1:26:16                          | Lyudmila Arkhipova  | RUS     | 78   | 5     | Adler                    | 23 Feb 08 |
| 1:26:17                          | Eleonora Giorgi   | ITA     | 89   | 2     | Murcia                   | 17 May 15 |
| 1:26:17                          | Guadalupe González  | MEX     | 89   | 1     | Roma                     | 7 May 16  |
| 1:26:22                          | Wang Yan  | CHN     | 71   | 1     | Guangzhou                | 19 Nov 01 |
| 1:26:22                          | Yelena Nikolayeva   | RUS     | 66   | 1     | Cheboksary               | 18 May 03 |
| 1:26:23                          | Wang Liping   | CHN     | 76   | 2     | Guangzhou                | 19 Nov 01 |
| 1:26:27 <sup>f</sup>             | Sofiya Brodatskaya  | RUS     | 95   | 3     | Sochi                    | 18 Feb 17 |
| 1:26:28                          | Iraida Pudovkina<br>(30)  | RUS     | 80   | 1     | Adler                    | 12 Mar 05 |
| <i>Doping-disqualified</i>       |   |         |      |       |                          |           |
| 1:25:09                          | Olga Kaniskina  | RUS     | 85   | (2)   | London                   | 11 Aug 12 |
| <b>50 Kilometres Walk (road)</b> |   |         |      |       |                          |           |
| 4:08:26                          | Inês Henriques  | POR     | 80   | 1     | Porto de Mós             | 15 Jan 17 |
| 4:10:59                          | Monica Svensson   | SWE     | 78   | 1     | Scanzorosciate           | 21 Oct 07 |
| 4:12:16                          | Yelena Ginko  | BLR     | 76   | 1     | Scanzorosciate           | 17 Oct 04 |
| 4:16:27                          | Jolanta Dukure  | LAT     | 79   | 1     | Paralepa                 | 9 Sep 06  |
| 4:22:22                          | Yin Hang  | CHN     | 97   | 1     | Huangshan                | 5 Mar 17  |
| 4:25:22                          | Brigita Virbalītė-Dimsienė  | LTU     | 85   | 1     | Villa di Serio           | 17 Oct 10 |
| 4:26:37                          | Katie Burnett   | USA     | 88   | 1     | Santee                   | 28 Jan 17 |
| 4:27:24                          | Yang Shuqing  | CHN     | 96   | 2     | Huangshan                | 5 Mar 17  |
| 4:28:13                          | Evaggelía Xinoú   | GRE     | 81   | 2     | Scanzorosciate           | 17 Oct 04 |
| 4:28:53                          | Neringa Aidietytė<br>(10)   | LTU     | 83   | 1     | Ivano-Frankvisk          | 1 Oct 06  |
| <b>4 x 100 Metres Relay</b>      |   |         |      |       |                          |           |
| 40.82                            | USA Madison 11.12, Felix 9.97, Knight 10.33, Jeter 9.70                   |         |      | 1     | London (Olympic Stadium) | 10 Aug 12 |
| 41.01                            | USA Bartoletta, Felix, Gardener, Bowie                                    |         |      | 1     | Río de Janeiro           | 19 Aug 16 |
| 41.07                            | JAM Campbell-Brown, Morrison, Thompson, Fraser-Pryce                      |         |      | 1     | Beijing                  | 29 Aug 15 |
| 41.29                            | JAM Russell, Stewart, Calvert, Fraser-Pryce                               |         |      | 1     | Moskva                   | 18 Aug 13 |
| 41.36                            | JAM C Williams, Thompsn, Campbell-Brown, Fraser-Pryce                     |         |      | 2     | Río de Janeiro           | 19 Aug 16 |
| 41.37                            | GDR Gladisch 11.13, Rieger 10.14, Auerswald 10.40, Göhr 10.02             |         |      | 1     | Canberra                 | 6 Oct 85  |
| 41.41                            | JAM Fraser-Pryce 11.27, Simpson 10.32, Campbell-Brown 10.23, Stewart 9.96 |         |      | 2     | London (Olympic Stadium) | 10 Aug 12 |
| 41.47                            | USA Gaines, Jones, Miller, Devers   |         |      | 1     | Athina                   | 9 Aug 97  |
| 41.49                            | RUS Bogoslovskaya, Malchugina, Voronova, Privalova                        |         |      | 1     | Stuttgart                | 22 Aug 93 |
| 41.49                            | USA Finn, Torrence, Vereen, Devers<br>(10/4)                              |         |      | 2     | Stuttgart                | 22 Aug 93 |
| 41.77                            | GBR Philip, Henry, Asher-Smith, Neita                                     |         |      | 3     | Río de Janeiro           | 19 Aug 16 |
| 41.78                            | FRA Girard, Hurtis, Félix, Arron  |         |      | 1     | Paris (Saint-Denis)      | 30 Aug 03 |
| 41.92                            | BAH Fynes, Sturup, Davis-Thompson, Ferguson                               |         |      | 1     | Sevilla                  | 29 Aug 99 |
| 42.03                            | TTO Baptiste, Ayhe, R Thomas, Hackett                                     |         |      | 1     | Beijing                  | 29 Aug 15 |
| 42.04                            | UKR Povh, Stuy, Ryemyen, Bryzggina  |         |      | 3     | London (Olympic Stadium) | 10 Aug 12 |
| 42.04                            | NED Samuel, Schippers, van Schagen, Sedney<br>(10)                        |         |      | 1     | Amsterdam                | 10 Jul 16 |
| 42.08                            | BUL Pavlova, Nuneva, Georgieva, Ivanova                                   |         |      | mx    | Sofia                    | 8 Aug 84  |
| 42.23                            | CHN (Sichuan) Xiao Lin, Li Yali, Liu Xiaomei, Li Xuemei                   |         |      | 1     | Shanghai                 | 23 Oct 97 |
| 42.29                            | BRA E dos Santos, Silva, Krasucki, R Santos                               |         |      | 2h3   | Moskva                   | 18 Aug 13 |
| 42.39                            | NGR Utundu, Idehen, Opara-Thompson, Onyali                                |         |      | 2h2   | Barcelona                | 7 Aug 92  |



| MARK                        | COUNTRY | TEAM  | PLACE | VENUE       | DATE      |
|-----------------------------|---------|---|-------|-------------|-----------|
| 42.54                       | BEL     | Borlée, Mariën, Ouédraogo, Gevaert              | 2     | Beijing     | 22 Aug 08 |
| 42.56                       | BLR     | Nesterenko, Sologub, Nevmerzhtskaya, Dragun     | 3     | Helsinki    | 13 Aug 05 |
| 42.59                       | FRG     | Possekkel, Helten, Richter, Kroniger            | 2     | Montreal    | 31 Jul 76 |
| 42.60                       | CAN     | Emmanuel, Hyacinthe, Fofanah, Bingham           | 2h2   | Moskva      | 18 Aug 13 |
| 42.67                       | GHA     | Owusu-Agyapong, Acheampong, Gayman, Amponsah    | 1     | Cape Coast  | 8 Jul 16  |
| 42.68                       | POL     | Popowicz, Korczynska, Jeschke, Wedler<br>(20)   | 3     | Barcelona   | 1 Aug 10  |
| 42.87                       | SUI     | Del Ponte, Atcho, E Sprunger, Kora              | 2h1   | Amsterdam   | 9 Jul 16  |
| 42.89                       | CUB     | Ferrer, López, Duporty, Allen                   | 6     | Stuttgart   | 22 Aug 93 |
| 42.92                       | KAZ     | Kashafutdinova, Zyabkina, Rakhmanova, Safronova | 1     | Almaty      | 4 Jul 16  |
| 42.98                       | CZE/TCH | Sokolová, Soborová, Kocembová, Kratochvilová    | 1     | Zürich      | 18 Aug 82 |
| 42.99A                      | AUS     | Massey, Broadrick, Lambert, Gainsford-Taylor    | 1     | Pietersburg | 18 Mar 00 |
| 43.03A                      | COL     | M Murillo, Palacios, Obregón, D Murillo         | 2     | Bogotá      | 10 Jul 04 |
| 43.04                       | ITA     | Pistone, Calí, Arcioni, Alloh                   | 3     | Anecy       | 21 Jun 08 |
| 43.07                       | GRE     | Tsóni, Kóffa, Vasarmíidou, Thánou               | 2     | Bari        | 18 Jun 97 |
| 43.25A                      | RSA     | Hartman, Moropane, Holtshausen, Seyerling       | 2     | Pietersburg | 18 Mar 00 |
| 43.28                       | DOM     | M Sánchez, Chala, Mejía, Manzueta<br>(30)       | 5h1   | Moskva      | 18 Aug 13 |
| <i>Best at low altitude</i> |         |   |       |             |           |
| 43.03                       | COL     | M Murillo, Palacios, Obregón, N.González        | 3h2   | Helsinki    | 12 Aug 05 |
| 43.18                       | AUS     | Wilson, Wells, Robertson, Boyle                 | 5     | Montreal    | 31 Jul 76 |

**4 x 200 Metres Relay**

|         |     |  |   |              |           |
|---------|-----|--|---|--------------|-----------|
| 1:27.46 | USA | (Blue) Jenkins, Colander-Richardson, Perry, M Jones                  | 1 | Philadelphia | 29 Apr 00 |
| 1:28.15 | GDR | Göhr, R.Müller, Wöckel, Koch   | 1 | Jena         | 9 Aug 80  |
| 1:28.77 | MIX | (Tumbleweed TC) Henry GBR, Onuora GBR, Bartoletta USA, Schippers NED | 1 | Gainesville  | 1 Apr 17  |
| 1:29.04 | JAM | Levy, Jackson, Forbes, Thompson                                      | 1 | Nassau       | 22 Apr 17 |
| 1:29.42 | USA | (Texas A & M) Tarmoh, Mayo, Beard, Lucas                             | 1 | Philadelphia | 24 Apr 10 |
| 1:29.45 | USA | Solomon, Meadows, Knight, K Duncan                                   | 1 | Nassau       | 25 May 14 |
| 1:29.61 | GBR | Henry, A Onuora, B Williams, A Philip                                | 2 | Nassau       | 25 May 14 |
| 1:29.64 | USA | (Nike International) Roberts, Miller, Green, M Jones                 | 1 | Philadelphia | 25 Apr 98 |
| 1:29.78 | USA | (Louisiana State University) Davy, Hall, Durst, Lee                  | 1 | Philadelphia | 26 Apr 03 |
| 1:29.96 | USA | (Texas A & M) L Stewart, Collier, Beard, D Duncan                    | 1 | Philadelphia | 30 Apr 11 |

*More nations*

|         |     |  |   |            |           |
|---------|-----|--|---|------------|-----------|
| 1:30.52 | NGR | Okagbare, R George, Duncan, Udoh           | 1 | Nassau     | 2 May 15  |
| 1:30.74 | UKR | Makhova, Zyuskova, Prorochenko, Kulchunova | 1 | Moskva     | 29 Jul 79 |
| 1:31.31 | BAH | Ferguson, Strachan, Smith, Armbrister      | 4 | Nassau     | 25 May 14 |
| 1:31.49 | RUS | Sotnikova, Zhirova, Mizera, Sokolova       | 1 | Portsmouth | 5 Jun 93  |
| 1:31.75 | SUI | Kambundji, L.Sprunger, Golay, Humair       | 5 | Nassau     | 25 May 14 |
| 1:32.17 | FRA | Bily, Gaschet, Rega, Naigre                | 1 | Paris      | 9 Jul 82  |

**4 x 400 Metres Relay**

|         |         |  |   |                          |           |
|---------|---------|--|---|--------------------------|-----------|
| 3:15.17 | URS     | Ledovskaya 50.12, O.Nazarova 47.82, Pinigina 49.43, Bryzgina 47.80   | 1 | Seoul                    | 1 Oct 88  |
| 3:15.51 | USA     | D.Howard 49.82, Dixon 49.17, Brisco 48.44, Griffith Joyner 48.08   | 2 | Seoul                    | 1 Oct 88  |
| 3:15.92 | GDR     | G.Walther 49.8, Busch 48.9, Rübsam 49.4, Koch 47.8   | 1 | Erfurt                   | 3 Jun 84  |
| 3:16.71 | USA     | Torrence 49.0, Malone 49.4, Kaiser-Brown 49.48, Miles 48.78  | 1 | Stuttgart                | 22 Aug 93 |
| 3:16.87 | GDR     | Emmelmann 50.9, Busch 48.8, Müller 48.9, Koch 48.21  | 1 | Stuttgart                | 31 Aug 86 |
| 3:16.87 | USA     | Trotter 50.3, Felix 48.1, McCorory 49.39, Richards-Ross 49.10  | 1 | London (Olympic Stadium) | 11 Aug 12 |
| 3:17.83 | USA     | Dunn 50.5, Felix 48.8, Demus 50.14, Richards 48.44   | 1 | Berlin                   | 23 Aug 09 |
| 3:18.09 | USA     | Richards-Ross 49.3, Felix 49.4, Beard 49.84, McCorory 49.52  | 1 | Daegu                    | 3 Sep 11  |
| 3:18.29 | USA     | Leatherwood 50.50, S.Howard 48.83, Brisco-Hooks 49.23, Cheeseborough 49.73                                       | 1 | Los Angeles              | 11 Aug 84 |
| 3:18.29 | GDR     | Neubauer 50.58, Emmelmann 49.89, Busch 48.81, Müller 48.99<br>(10/3)   | 3 | Seoul                    | 1 Oct 88  |
| 3:18.38 | RUS     | Ruzina 50.8, Alekseyeva 49.3, Ponomaryova 49.78, Privalova 48.47   | 2 | Stuttgart                | 22 Aug 93 |
| 3:18.71 | JAM     | Whyte 50.0, Prendergast 49.6, Williams-Mills 49.84, Williams 49.22   | 2 | Daegu                    | 3 Sep 11  |
| 3:20.04 | GBR     | Ohuruogu 50.6, Okoro 50.9, McConnell 49.79, Sanders 48.76  | 3 | Osaka                    | 2 Sep 07  |
| 3:20.32 | CZE/TCH | Kocembová 48.93, Matejkovicová 52.13, Moravciová 51.51, Kratochvilová 47.75                                      | 2 | Helsinki                 | 14 Aug 83 |
| 3:21.04 | NGR     | Afolabi 51.13, Yusuf 49.72, Opara 51.29, Ogunkoya 48.90  | 2 | Atlanta                  | 3 Aug 96  |
| 3:21.21 | CAN     | Crooks 50.30, Richardson 50.22, Killingbeck 50.62, Payne 50.07   | 2 | Los Angeles              | 11 Aug 84 |
| 3:21.88 | BLR     | Yushchenko 51.40, Khlyustova 50.7, I Usovich 49.97, S Usovich 49.78<br>(10) with USSR and RUS counted separately | 5 | Osaka                    | 2 Sep 07  |
| 3:21.94 | UKR     | Dzhigalova, Olizarenko, Pinigina, Vladykina  | 1 | Kiyev                    | 17 Jul 86 |
| 3:22.34 | FRA     | Landre 51.3, Dorsile 51.1, Elien 50.54, Pérec 49.36  | 1 | Helsinki                 | 14 Aug 94 |
| 3:22.49 | FRG     | Thimm 50.81, Arendt 49.95, Thomas 51.50, Abt 50.23   | 4 | Seoul                    | 1 Oct 88  |
| 3:23.21 | CUB     | Díaz 51.1, Calatayud 51.2, Clement 50.47, Terrero 50.46  | 5 | Beijing                  | 23 Aug 08 |
| 3:23.81 | AUS     | Peris-Kneebone 51.71, Lewis 51.69, Gainsford-Taylor 51.06, Freeman 49.35   | 5 | Sydney                   | 30 Sep 00 |
| 3:24.28 | CHN     | (Hebei) An X, Bai X, Cao C, Ma Y 49.26   | 1 | Beijing                  | 13 Sep 93 |

| MARK    | COUNTRY | TEAM  | PLACE | VENUE               | DATE      |
|---------|---------|---|-------|---------------------|-----------|
| 3:24.49 | POL     | Guzowska 52.2, Bejnar 50.2, Prokopek 50.47, Jesień 51.59                      | 4     | Helsinki            | 14 Aug 05 |
| 3:25.16 | ITA     | Chigbolu 52.1, Spacca 51.3, Folorunso 51.44, Grenot 50.18                     | 4h2   | Río de Janeiro      | 19 Aug 16 |
| 3:25.68 | ROU     | Ruicu 52.69, Rîpanu 51.09, Barbu 52.64, Tîrlea 49.26                          | 2     | Paris (Charlethey)  | 20 Jun 99 |
| 3:25.7a | FIN     | Eklund 53.6, Pursiainen 50.6, Wilmi 51.6, Salin 49.9<br>(20)                  | 2     | Roma                | 8 Sep 74  |
| 3:25.81 | BUL     | Ilieva, Stamenova, Penkova, Damyanova   | 1     | Sofia               | 24 Jul 83 |
| 3:26.33 | GRE     | Kaidantzi 53.2, Goudenoúdi 51.6, Boudá 51.76, Halkiá 49.75                    | 3     | Bydgoszcz           | 20 Jun 04 |
| 3:26.36 | BAH     | L Clarke 52.4, Strachan 51.9, Cox 50.91, Amertil 51.07                        | 6h2   | Río de Janeiro      | 19 Aug 16 |
| 3:26.68 | BRA     | (Bovespa) Coutinho, de Oliveira, Sousa, de Lima                               | 1     | São Paulo           | 7 Aug 11  |
| 3:26.89 | IND     | R Kaur 53.1, Beenamol 51.4, Soman 52.51, M Kaur 49.85                         | 3h2   | Athina              | 27 Aug 04 |
| 3:26.98 | NED     | Ghafoor 52.4, Lisanne de Witte 51.0, van Lueveren 50.99, Laura de Witte 52.49 | 6h1   | Río de Janeiro      | 19 Aug 16 |
| 3:27.08 | CMR     | Nguimgo 51.7, Kaboud 52.1, Atangana 51.98, Bêwouda 51.35                      | 7     | Paris (Saint-Denis) | 31 Aug 03 |
| 3:27.14 | MEX     | Rodríguez 53.3, Medina 51.2, Vela 52.94, Guevara 49.70                        | 4h2   | Osaka               | 1 Sep 07  |
| 3:27.48 | IRL     | Andrews 53.4, Cuddihy 49.9, Bergin 52.60, Carey 51.54                         | 4h3   | Daegu               | 2 Sep 11  |
| 3:27.54 | LTU     | Navickaitė, Valiulienė, Mendzorytė, Ambrazienė<br>(30)                        | 3     | Moskva              | 22 Jun 83 |

*Doping-disqualified*

|         |     |  |     |         |           |
|---------|-----|--|-----|---------|-----------|
| 3:21.85 | BLR | Kozak 52.0, Khlyustova 50.3, I Usovich 49.85, S Usovich (DQ) 49.69 | (4) | Beijing | 23 Aug 08 |
|---------|-----|--|-----|---------|-----------|

**4 x 800 Metres Relay**

|         |     |  |   |                 |           |
|---------|-----|--|---|-----------------|-----------|
| 7:50.17 | URS | Olizarenko, Gurina, Borisova, Podyalovskaya                                | 1 | Moskva          | 5 Aug 84  |
| 7:51.62 | URS | Ruchayeva, Agletdinova, Zvagintseva, Zhukova                               | 2 | Moskva          | 5 Aug 84  |
| 7:52.24 | URS | Podkopayeva, Zvyagintseva, Olizarenko, Agletdinova                         | 1 | Leningrad       | 4 Aug 85  |
| 7:52.3  | URS | Providokhina 1:58.4, Gerasimova 1:59.2, Stoyanova 2:02.4, Kazankina 1:57.4 | 1 | Podolsk         | 16 Aug 76 |
| 7:54.10 | GDR | Zinn, Hoffmeister, Weiss, Klapezynski                                      | 1 | Karl-Marx-Stadt | 6 Aug 76  |
| 7:56.6  | URS | RSFSR  | 1 | Donetsk         | 8 Sep 80  |
| 7:56.6  | URS | Ukraine  | 2 | Donetsk         | 8 Sep 80  |
| 7:56.9  | URS | Leningrad  | 3 | Donetsk         | 8 Sep 80  |
| 7:57.08 | RUS | Kuznetsova, Betekhtina, Burkanova, Masterkova                              | 1 | Portsmouth      | 5 Jun 93  |

*More nations*

|         |     |  |   |            |           |
|---------|-----|--|---|------------|-----------|
| 7:57.21 | ROU | Slageanu, Constantin, Beclea, Itcou                                  | 2 | Portsmouth | 5 Jun 93  |
| 7:58.5a | LTU | Kastetskaya, Bislytė, Simonavičiūtė, Baikauskaitė                    | 4 | Donetsk    | 8 Sep 80  |
| 8:00.62 | USA | Price 2:01.30, Vesey 2:00.92, Ludlow 1:59.50, Montaño 1:58.90        | 1 | Nassau     | 3 May 15  |
| 8:03.84 | BUL | Shtereva 1:59.74, Yatzinska 2:01.2, Stoyanova 2:02.4, Petrova 2:00.5 | 1 | Sofia      | 28 Aug 82 |
| 8:03.85 | BLR | Mernikova, Grebenchuk, Dukhnova, Agletdinova                         | 3 | Portsmouth | 5 Jun 93  |
| 8:04.28 | KEN | Kimawai 2:03.8, Chesebe 2:01.7, Jepkosgei 1:59.6, Sum 1:59.2         | 2 | Nassau     | 25 May 14 |
| 8:05.24 | BUL | Shtereva, Tomova, Pekhlianova, Zlateva                               | 1 | Sofia      | 30 Aug 75 |

**Distance Medley Relay (1200m - 400m - 800m - 1600m)**

|          |     |   |   |              |           |
|----------|-----|---|---|--------------|-----------|
| 10:36.50 | USA | Moser 3:18.38, Richards-Ross 50.12, Wilson 2:00.08, Rowbury 4:27.92               | 1 | Nassau       | 2 May 15  |
| 10:43.35 | KEN | Busienei 3:18.96, Zakari 52.59, Chesebe 2:03.32, Nyambura 4:28.48                 | 2 | Nassau       | 2 May 15  |
| 10:45.32 | POL | Broniatowska 3:19.87, Szczesna 54.12, Cichocka 2:01.06, Ennaoui 4:30.27           | 3 | Nassau       | 2 May 15  |
| 10:46.94 | AUS | Duncan 3:19.78, Lind 53.31, McGowan 2:03.15, See 4:30.70                          | 4 | Nassau       | 2 May 15  |
| 10:48.38 | USA | (Villanova University) Franey 3:20.9, Bennett 52.9, Halliday 2:04.7, Huber 4:29.9 | 1 | Philadelphia | 28 Apr 88 |

*More nations*

|           |     |  |   |              |           |
|-----------|-----|--|---|--------------|-----------|
| 11:03.07i | IRL | Tarplee, McMahon, Kirk, Mageean  | 3 | Boston       | 7 Feb 15  |
| 11:06.14  | GER | D Sujew 3:22.56, Lindenberg 55.94, Hering 2:05.40, Felicitas Krause 4:42.24            | 5 | Nassau       | 2 May 15  |
| 11:06.33  | FRA | Lamote 3:18.11, Diarra 53.12, Moh 2:06.90, Claire Perraux 4:48.20                      | 6 | Nassau       | 2 May 15  |
| 11:18.34  | GBR | (University of Birmingham) Brooks 3:27.0, Simmonds 58.3, Durman 2:15.7, England 4:37.3 | 5 | Philadelphia | 28 Apr 07 |

*Indoors*

|          |     |   |   |        |          |
|----------|-----|---|---|--------|----------|
| 11:03.07 | IRL | (New Balance) Tarplee 3:21.06, McMahon 56.01, Kirk 2:09.46, Mageean 4:36.55 | 3 | Boston | 7 Feb 15 |
|----------|-----|---|---|--------|----------|

**4 x 1500 Metres Relay**

|           |     |   |   |         |           |
|-----------|-----|---|---|---------|-----------|
| 16:33.58  | KEN | M Cherono 4:07.5, Kipyegon 4:08.5, Jelagat 4:10.5, Obiri 4:07.1 | 1 | Nassau  | 24 May 14 |
| 16:55.33  | USA | Kampf 4:09.2, Mackey 4:19.4, Grace 4:16.6, Martinez 4:10.2      | 2 | Nassau  | 24 May 14 |
| 17:05.72A | KEN | Jelagat, Karingi, Nengampi, M Cherono                           | 1 | Nairobi | 26 Apr 14 |
| 17:08.17A | KEN | Sum, Karingi, M Chelimo, Obiri                                  | 1 | Nairobi | 4 Apr 14  |

*More nations*

|          |     |  |   |                   |           |
|----------|-----|--|---|-------------------|-----------|
| 17:08.65 | AUS | Buckman 4:08.0, Delaney 4:15.6, McGowan 4:29.1, Duncan 4:16.0            | 3 | Nassau            | 25 May 14 |
| 17:19.09 | IRL | Lynch 4:22.9, Fitzgerald 4:18.8, Thom 4:29.5, O'Sullivan 4:07.9          | 2 | London            | 25 Jun 00 |
| 17:22.57 | RUS | (Sankt-Peterburg) Dontsova, Yachmenyova, Yevsikova, Fomenko              | 1 | Adler             | 7 Sep 13  |
| 17:34.58 | GBR | (Scotland) F Murray 4:25.90, Scott 4:23.65, Gauld 4:24.26, Ovens 4:21.06 | 1 | Grangemouth       | 17 Aug 06 |
| 17:43.79 | ITA | Mancia, Guida, Andreucci, Rea  | 1 | Rieti             | 3 Jun 95  |
| 17:51.48 | ROU | Bobocea 4:18.0, Pierdevar 4:18.0, Bunea 4:36.8, Simiuc 4:38.7            | 4 | Nassau            | 24 May 14 |
| 18:10.75 | CAN | (University of West Virginia) Sexsmith, Stallwood, Lockhart, Wright      | 6 | Philadelphia      | 27 Apr 01 |
| 18:20.35 | FRA | (Athlé Sud 77) Martino, Sow, Geyer-Carles, Oudiou                        | 1 | Salon-de-Provence | 10 Oct 15 |
| 18:31.18 | JPN | Ogawa, Ishikawa, Kumagai, Nakasaka                                       | 1 | Hitachinaka       | 26 May 96 |

# NATIONAL RECORDS

See men's section (page 580) for general notes

| COUNTRY MARK      | NAME         | VENUE                      | DATE               | COUNTRY MARK | NAME         | VENUE                      | DATE                              |
|-------------------|--------------|----------------------------|--------------------|--------------|--------------|----------------------------|-----------------------------------|
| <b>100 Metres</b> |              |                            |                    |              |              |                            |                                   |
| <b>AFG</b>        | <b>13.94</b> | <b>Kimia Yousofi</b>       | <b>Baku</b>        |              |              |                            |                                   |
| AIA               | 11.98        | Desiree Cocks              | St. Louis          | ERI          | 13.36        | Winta Berhane              | Khartoum 12 May 10                |
| ALB               | 11.67        | Klodiana Shala             | Tiranë             | ESA          | 12.08        | Leticia Sorto              | Cd. de México 30 May 98           |
| ALG               | 11.61        | Souheir Bouali             | Alger              | ESP          | 11.06        | Sandra Myers               | Vigo 23 Jul 91                    |
|                   | 11.61        | Souheir Bouali             | Tlemcen            | EST          | 11.35        | Ksenija Balta              | Tartu 15 Jun 14                   |
| AND               | 12.19        | Cristina Llovera           | Eskilstuna         | ETH          | 11.82        | Tegest Tamangnu Yuma       | Marrakech 10 Aug 14               |
| ANG               | 11.69        | Antónia de Jesus           | Porto              | FIJ          | 11.55        | Makelesi Batimala          | Apia 4 Sep 07                     |
| ANT               | 11.20        | Heather Samuel             | Indianapolis       | FIN          | 11.13        | Helinä Marjamaa            | Lahti 19 Jul 83                   |
| ARG               | 11.54        | María Victoria Woodward    | Buenos Aires       | FRA          | 10.73        | Christine Arron            | Budapest 19 Aug 98                |
| ARM*              | 11.84        | Diana Khubeseryan          | Krasnodar          | FSM          | 13.09        | Rita Epina                 | Townsville 29 Nov 96              |
| ARU               | 11.73        | Evelyne Farrell            | La Habana          | GAB          | 11.03        | Ruddy Zang Milama          | Port-of-Spain 19 May 12           |
| ASA               | 13.39        | Lela Waetin                | Apia               |              | 11.03        | Ruddy Zang Milama          | Angers 16 Jun 12                  |
| AUS               | 11.11        | Melissa Breen              | Canberra           | <b>GAM</b>   | <b>11.36</b> | <b>Gina Bass</b>           | <b>Pontoise</b> <b>20 Jun 17</b>  |
| AUT               | 11.15        | Karin Mayr-Krifka          | Salzburg           | GBR          | 10.99        | Dina Asher-Smith           | London 25 Jul 15                  |
| AZE               | 11.71        | Yelena Chebanu             | Río de Janeiro     | GBS          | 12.54        | Sténia Betuncal            | Lisboa 29 May 10                  |
| BAH               | 10.84        | Chandra Sturup             | Lausanne           | GEO          | 11.08        | Maya Azarashvili           | Kyiv 14 Aug 88                    |
| BAN               | 11.99        | Shirin Akter               | Guwahati           | GEQ          | 12.18        | Teresa Mangué Eyene        | Alcobendas 18 Jun 16              |
| BAR               | 11.26        | Shakera Reese              | Guadalajara        | GER          | 10.81        | Marlies Göhr               | Berlin 8 Jun 83                   |
| BDI               | 12.73        | Françoise Bucumi           | Al-Qâhira          | GHA          | 11.14        | Vida Anim                  | Athína 20 Aug 04                  |
| BEL               | 11.04        | Kim Gevaert                | Bruxelles          | GIB          | 12.55        | Sharon Mifsud              | Mariehamn 24 Jun 91               |
| BEN               | 11.55        | Fabiënne Féraez            | Doha               | GRE          | 10.83        | Katerína Thánou            | Sevilla 22 Aug 99                 |
| BER               | 11.46        | Debbie Jones               | Knoxville          | GRN          | 11.18        | Sherry Fletcher            | Río de Janeiro 23 Jul 07          |
| BHU               | 14.41        | Sangay Wangmo              | Ho Chi Minh        | GUA          | 11.92        | Christa Schumann           | Kobe 29 Aug 85                    |
| BIH               | 12.17        | Kanita Bilic               | Zenica             | GUI          | 12.02        | M'Mah Touré                | Dakar 1 Jun 97                    |
| <b>BIZ</b>        | <b>11.46</b> | <b>Kaina Martínez</b>      | <b>Bradenton</b>   | GUM          | 12.26        | Regine Tugade              | Dededo 17 Apr 15                  |
| BLR               | 10.92        | Yuliya Nesterenko          | Athína             | GUY          | 11.14        | Brenessa Thompson          | Leonora 18 Jun 16                 |
| BOL               | 11.90        | Leslie Fernanda Arnéz      | Cochabamba         | HAI*         | 11.18        | Barbara Pierre             | San Angelo 21 May 09              |
| <b>BOT</b>        | <b>11.39</b> | <b>Lydia Jele</b>          | <b>Francistown</b> | HKG          | 11.73        | Chan Sau Ying              | Los Angeles 5 Mar 94              |
| BRA               | 11.01        | Ana Cláudia Silva          | Walnut             |              | 11.73        | Wan Kin Yee                | Kaohsiung 29 May 99               |
| BRN               | 11.12        | Rakia Al-Gasara            | Milano             | HON          | 12.10        | Pastora E. Chávez          | Atlanta 26 Jul 96                 |
| BRU               | 12.02        | Alinawati Ali Akbar        | B. S. Begawan      | HUN          | 11.41        | Enikő Szabó                | Budapest 14 Jul 04                |
| BUL               | 10.77        | Ivet Lalova                | Plovdiv            | INA          | 11.56        | Irene Truitje Joseph       | B. S. Begawan 8 Aug 99            |
| BUR               | 11.47        | Kadidatou Traoré           | Castres            | <b>IND*</b>  | <b>11.30</b> | <b>Dutee Chand</b>         | <b>New Delhi</b> <b>15 May 17</b> |
| CAF               | 11.93        | Emmanuelle Kogalama        | Tergnier           | IRI          | 11.45        | Maryam Toosi               | Tehran 15 May 14                  |
| CAM               | 12.72        | Meas Kheng                 | München            | IRL          | 11.40        | Ailis McSweeney            | Naimette 13 Jul 10                |
| CAN*              | 10.98        | Angela Bailey              | Budapest           |              | 11.40        | Amy Foster                 | Clermont 10 May 14                |
| CAY               | 11.08        | Cydonie Mothersill         | Salamanca          | <b>IRQ</b>   | <b>11.85</b> | <b>Bizan Khoshfi Ahmed</b> | <b>Baku</b> <b>16 May 17</b>      |
| CGO               | 11.39        | Lorène Dorcas Bazolo       | Lisboa             | ISL          | 11.63        | Sunna Gestsdóttir          | Reykjavík 24 Jul 04               |
| CHA               | 11.54        | Kaltouma Nadjina           | Calgary            | ISR          | 11.45        | Esther Shakhamorov         | München 1 Sep 72                  |
| CHI               | 11.33        | Isidora Jiménez            | Toronto            | ISV          | 11.07        | LaVerne Jones-Ferrette     | London 3 Aug 12                   |
| CHN               | 10.79        | Li Xuemei                  | Shanghai           | ITA          | 11.14        | Manuela Levorato           | Lausanne 4 Jul 01                 |
| CIV               | 10.78        | Murielle Houré             | Montverde          | IVB          | 11.13        | Tahesia Harrigan           | El Paso 14 Apr 06                 |
| CMR               | 10.98        | Myriam Léonie Mani         | Athína             |              | 11.13        | Tahesia Harrigan           | Fayetteville 14 May 06            |
| COD*              | 11.86        | Cynthia Maduangele Bolingo | Herve              | JAM          | 10.70        | Shelly-Ann Fraser-Pryce    | Kingston 29 Jun 12                |
| <b>COK</b>        | <b>12.20</b> | <b>Patricia Taea</b>       | <b>Suva</b>        |              | 10.70        | Elaine Thompson            | Kingston 1 Jul 16                 |
|                   | <b>12.20</b> | <b>Patricia Taea</b>       | <b>Townsville</b>  | JOR          | 11.97        | Basma Al O'Shoush          | Alger 6 Oct 04                    |
| COL               | 11.18        | Felipa Palacios            | Armenia            | JPN          | 11.21        | Chisato Fukushima          | Hiroshima 29 Apr 10               |
| COM               | 11.59        | Féta Ahamada               | Angers             | KAZ          | 11.12        | Olga Bludova               | Tashkent 1 Jun 12                 |
| CPV               | 12.38        | Lídiãne Gomes Lopes        | Río de Janeiro     | KEN          | 11.47        | Eunice Kadogo              | Brazzaville 14 Sep 15             |
| CRC               | 11.46        | Sharolyn Joseph            | Toronto            | KGZ*         | 11.37        | Yelena Bobrovskaya         | Tashkent 20 May 04                |
| CRO               | 11.30        | Andrea Ivančević           | Varaždin           | KIR          | 13.07        | Kaitinano Mwemweata        | Athína 20 Aug 04                  |
| CUB               | 11.10        | Liliana Allen              | Salamanca          | KOR          | 11.49        | Lee Young-Sook             | Seoul 17 Jun 94                   |
| CYP               | 11.25        | Ramona Papaioannou         | Nicosia            | KOS          | 12.61        | Vijona Kryeziu             | Istanbul 1 Jun 13                 |
| CZE               | 11.09        | Jarmila Kratochvílová      | Bratislava         | <b>KSA</b>   | <b>14.50</b> | <b>Dana Al-Sheri</b>       | <b>Baku</b> <b>16 May 17</b>      |
| DEN               | 11.42        | Dorthe A. Rasmussen        | Helsinki           | KUW          | 12.47        | Madhawi Saad Al-Shammari   | Muscat 13 Mar 15                  |
| DJI               | 13.45        | Fathia Ali Bouraleh        | Addis Ababa        | LAO          | 12.64        | Manivanh Chanthavong       | Vientiane 18-20 Sep 14            |
| DMA               | 11.29        | Hermin Joseph              | Victoria, BC       | LAT          | 11.34        | Vineta Ikauniece           | Tsakhkadzor 22 May 87             |
| DOM               | 11.24        | Mariely Sánchez            | Morelia            | LBA          | 13.15        | Hala Abdesselam Gezah      | Porto Novo 27 Jun 12              |
| ECU               | 10.99        | Ángela Tenorio             | Toronto            | LBN          | 11.84        | Gretta Taslakian           | Guangzhou 21 Nov 10               |
| EGY               | 11.67        | Basant Mohamed Awad        | Al-Qâhira          | LBR          | 11.34        | Ada Udaya                  | Westfield 10 May 14               |
|                   |              |                            |                    | LCA          | 11.44        | Jineill Vite               | Normal 17 Apr 04                  |
|                   |              |                            |                    | LES          | 12.09        | Mpinane Mafantiri          | Maputo 2 Jul 11                   |
|                   |              |                            |                    | LIE          | 11.84        | Manuela Marxer             | Luxembourg 31 May 95              |



| COUNTRY    | MARK         | NAME                            | VENUE             | DATE             | COUNTRY    | MARK         | NAME                        | VENUE                | DATE             |
|------------|--------------|---------------------------------|-------------------|------------------|------------|--------------|-----------------------------|----------------------|------------------|
| LTU        | 11.19        | Lina Grinčikaitė                | London            | 3 Aug 12         | SSD        | 12.18        | Eva Cosmos Elia Endili      | Durban               | 22 Jun 16        |
| LUX        | 11.65        | Tiffany Tshilumba               | Tbilisi           | 21 Jun 14        | STP*       | 11.61        | Severina Cravid             | Lisboa               | 20 Jun 98        |
| <b>MAC</b> | <b>11.81</b> | <b>Loi Im Lan</b>               | <b>Hongkong</b>   | <b>25 Jun 17</b> | SUD        | 12.39        | Amal Gubara                 | Kampala              | 30 May 07        |
| MAD        | 11.32        | Lalao Ravaonirina               | Limoges           | 6 Jul 91         |            | 12.39        | Amal Gubara                 | Kampala              | 3 Jun 07         |
|            | 11.32        | Hanitriniaina Rakotondrabe      | Dijon             | 26 May 96        | SUI        | 11.07        | Mujinga Kambundji           | Beijing              | 24 Aug 15        |
| MAR        | 11.45        | Assia Raziki                    | Durban            | 22 Jun 16        | <b>SUR</b> | <b>11.42</b> | <b>Sunayna Wahi</b>         | <b>Gunnison</b>      | <b>9 May 17</b>  |
| MAS        | 11.50        | Govindasamy Shanti              | Kuala Lumpur      | 7 May 93         | SVK        | 11.29        | Eva Glesková                | Cd. de México        | 14 Oct 68        |
| MAW        | 12.25        | Susan Tengatenga                | Carshalton        | 3 Aug 08         | SWE        | 11.16        | Linda Haglund               | Moskva               | 26 Jul 80        |
| MDA        | 11.58        | Irina Grigoryeva                | Tallinn           | 28 Jun 85        | SWZ        | 11.35        | Phumlile Ndzinisa           | Forbach              | 29 May 16        |
| MDV        | 12.27        | Shamha Ahmed                    | Edmonton          | 5 Aug 01         | SYR        | 11.93        | Mounira Al-Saleh            | Damascus             | 7 Oct 09         |
| MEX        | 11.09        | Liliana Allen                   | Cd. de México     | 19 Jun 99        | TAN        | 11.63        | Nzaeli Kyomo                | Tampere              | 29 Aug 89        |
| MGL        | 12.26        | Jatansuren Otgonchimeg          | Tokyo             | 26 Aug 91        | TGA        | 12.19        | Latai Sikuvea               | Cairns               | 9 Dec 04         |
| MHL        | 12.79        | Mariana Cress                   | Burnsville        | 9 May 15         | THA        | 11.33        | Supavadee Khawpeak          | Kuala Lumpur         | 12 Sep 01        |
| MKD        | 11.74        | Aleksandra Vojneska             | Istanbul          | 3 Jul 04         | TJK        | 11.77        | Vladislava Ovcharenko       | Almaty               | 30 Jun 12        |
| MLI        | 11.39        | Kadiatou Camara                 | Dakar             | 30 Mar 08        | TKM        | 11.56        | Valentina Nazarova          | Almaty               | 7 Jun 08         |
| <b>MLT</b> | <b>11.54</b> | <b>Charlotte Wingfield</b>      | <b>Marsa</b>      | <b>13 May 17</b> | <b>TKS</b> | <b>12.14</b> | <b>Helcy-Ann Sauver</b>     | <b>Kingston</b>      | <b>11 Mar 17</b> |
| MNE        | 12.24        | Chilena Milašević               | Osaka             | 26 Aug 07        | TLS        | 13.57        | Jesaltina de Jesus Guterres | Darwin               | 21 May 01        |
| MNT        | 13.17        | Tenecia Pollard                 | St. John's        | 28 May 05        | TOG        | 12.01        | Sandrine Thiébaud-Kangni    | Nemours              | 6 Jun 04         |
| <b>MON</b> | <b>12.71</b> | <b>Charlotte Afriat</b>         | <b>Monaco</b>     | <b>26 Apr 17</b> | TPE        | 11.22        | Chi Cheng                   | Wien                 | 18 Jul 70        |
| MOZ        | 11.61        | Elisa Cossa                     | Girona            | 21 Aug 00        | <b>TTO</b> | <b>10.82</b> | <b>Michelle-Lee Ahye</b>    | <b>Port-of-Spain</b> | <b>24 Jun 17</b> |
| MRI        | 11.72        | Jane Thondojee                  | Montgeron         | 2 Jul 94         | TUN        | 11.68        | Awatef Hamrouni             | Alger                | 8 Jun 00         |
| MTN        | 12.73        | Badia Kamara                    | Doha              | 11 May 12        | TUR        | 11.25        | Nora Güner                  | Radès                | 11 Sep 01        |
| MYA        | 11.66        | Than Than Htay                  | Jakarta           | 14 Oct 97        | TUV        | 13.48        | Asenate Manoa               | London               | 3 Aug 12         |
| NAM        | 11.38        | Globine Mayova                  | Germiston         | 16 Mar 13        | UAE        | 13.22        | Maryam Shah Murad           | Manama               | 7 Mar 13         |
| NCA        | 12.15        | Auxiliadora Lacayo              | Managua           | 4 Mar 06         | UGA        | 11.64        | Oliver Acii                 | Auckland             | 28 Jan 90        |
| NED        | 10.81        | Dafne Schippers                 | Beijing           | 24 Aug 15        | UKR        | 10.82        | Zhanna Pintusevich-Block    | Edmonton             | 6 Aug 01         |
| NEP        | 12.19        | Devi Maya Paneru                | Kathmandu         | 26 Sep 99        | URU        | 11.54        | Claudia Acerenza            | Cd. de México        | 22 Jul 88        |
| NFI        | 12.94        | Zinta Flitten                   | Auckland          | Feb 95           | USA        | 10.49        | Florence Griffith Joyner    | Indianapolis         | 16 Jul 88        |
| NGR        | 10.79        | Blessing Okagbare               | London            | 27 Jul 13        | UZB        | 11.04        | Lyubov Perepelova           | Bishkek              | 3 Jun 00         |
| NIG        | 12.74        | Nafissa Souleymane              | Daegu             | 27 Aug 11        | VAN        | 12.58        | Leitaou Essaou              | Suva                 | 31 Aug 79        |
| NMI        | 12.37        | Yvonne Bennett                  | Pocatello         | 23 Apr 11        | VEN        | 11.29        | Andrea Purica               | Xalapa               | 25 Nov 14        |
| NOR        | 11.10        | Ezinne Okparaebo                | London            | 4 Aug 12         | VIE        | 11.34        | Vu Thi Huong                | Vientiane            | 13 Dec 09        |
| NRU        | 12.22        | Chrissa Lovelite Detenamo       | Mata-Utu          | 4 Sep 13         | VIN        | 11.09        | Natasha Mayers              | Walnut               | 21 Apr 02        |
| NZL        | 11.32        | Michelle Seymour                | Melbourne         | 25 Feb 93        |            | 11.09        | Natasha Mayers              | Walnut               | 19 Apr 03        |
| <b>OMA</b> | <b>12.02</b> | <b>Mazoon Khalfan Al-Alaoui</b> | <b>Baku</b>       | <b>16 May 17</b> | YEM        | 13.35        | Fatima Suleiman Al-Dahman   | Aleppo               | 22 Jul 09        |
| PAK        | 11.81        | Sadaf Siddiqui                  | Lahore            | 22 Apr 08        | ZAM        | 11.57        | Mupopo Kabange              | Weinheim             | 28 May 16        |
|            | 11.81        | Naseem Hameed                   | Dhaka             | 8 Feb 10         | ZIM        | 11.36        | Winnet Dube                 | Durban               | 11 Apr 03        |
| PAN        | 11.55        | Yasmin Woodruff                 | Chula Vista       | 26 Jun 16        |            |              |                             |                      |                  |
| PAR        | 12.23        | Ana Camila Pirelli              | Asunción          | 15 Jun 13        |            |              |                             |                      |                  |
| PER        | 11.78        | Carmela Bolívar                 | Santiago/CHI      | 28 Oct 78        |            |              |                             |                      |                  |
| PHI        | 11.28        | Lydia de Vega                   | Jakarta           | 16 Sep 87        |            |              |                             |                      |                  |
| PLE        | 13.07        | Ghadir Mahmoud Gharouf          | Beijing           | 16 Aug 08        |            |              |                             |                      |                  |
| PLW        | 12.64        | Ngerak Florencio                | Helsinki          | 7 Aug 05         |            |              |                             |                      |                  |
| <b>PNG</b> | <b>11.29</b> | <b>Toea Wisil</b>               | <b>Canberra</b>   | <b>18 Feb 17</b> |            |              |                             |                      |                  |
|            | 11.29        | Toea Wisil                      | Canberra          | 18 Feb 17        |            |              |                             |                      |                  |
| POL        | 10.93        | Ewa Kasprzyk                    | Grudziadz         | 27 Jun 86        |            |              |                             |                      |                  |
| POR        | 11.21        | Lorène Dorcas Bazolo            | Salamanca         | 4 Jun 16         |            |              |                             |                      |                  |
| PRK        | 11.80        | Li Yong Ae                      | Pyongyang         | 25 Apr 91        |            |              |                             |                      |                  |
| PUR        | 11.28        | Carol Rodríguez                 | New York          | 30 May 09        |            |              |                             |                      |                  |
| PYF        | 11.95        | Albertine An                    | Le Touquet        | 24 Jul 88        |            |              |                             |                      |                  |
| QAT        | 12.61        | Noor Hussain Al-Malki           | Zgorzelec         | 7 Jul 12         |            |              |                             |                      |                  |
| ROU        | 11.30        | Ionela Tirlea                   | Paris             | 19 Jun 99        |            |              |                             |                      |                  |
| RSA        | 11.06        | Evette de Klerk                 | Germiston         | 20 Apr 90        |            |              |                             |                      |                  |
|            | 11.06†       | Carina Horn                     | Madrid            | 11 Jul 15        |            |              |                             |                      |                  |
| RUS        | 10.77        | Irina Privalova                 | Lausanne          | 6 Jul 94         |            |              |                             |                      |                  |
| RWA        | 12.95        | Jeannette Uwera                 | Kampala           | 4/5 May 12       |            |              |                             |                      |                  |
| SAM        | 11.94        | Talava Tavui                    | San Mateo         | 26 Apr 06        |            |              |                             |                      |                  |
| SEN        | 11.24        | Aminata Diouf                   | La Chaux-de-Fonds | 15 Aug 99        |            |              |                             |                      |                  |
| SEY        | 11.86        | Joanne Lou-Toy                  | Bambous           | 28 Jun 14        |            |              |                             |                      |                  |
| SGP        | 11.80        | Shanti Veronica Pereira         | Singapore         | 4 Apr 15         |            |              |                             |                      |                  |
| SKN        | 11.21        | Virgil Hodge                    | Fort Worth        | 17 May 08        |            |              |                             |                      |                  |
| SLE        | 11.61        | Hafsatu Kamara                  | Northridge        | 11 May 13        |            |              |                             |                      |                  |
|            | 11.61        | Hafsatu Kamara                  | Phoenix           | 21 May 16        |            |              |                             |                      |                  |
| SLO        | 11.09        | Merlene Ottey                   | Naimette          | 3 Aug 04         |            |              |                             |                      |                  |
| SMR        | 12.02        | Martina Pretelli                | Schaan            | 1 Jun 11         |            |              |                             |                      |                  |
| SOL        | 12.64        | Jenny Keni                      | Paris (St. Denis) | 23 Aug 03        |            |              |                             |                      |                  |
| SOM        | 13.23        | Hawa Abdullahi Ahmed            | Nairobi           | 7 Aug 87         |            |              |                             |                      |                  |
| SRB        | 11.34        | Kornelija Šinković              | Beograd           | 17 Jun 87        |            |              |                             |                      |                  |
| SRI        | 11.04        | Susanthika Jayasinghe           | Yokohama          | 9 Sep 00         |            |              |                             |                      |                  |

## Notes (\*)

ARM 11.54 Gayane Chiloyan Artashat, 28 May 16 – questionable

CAN 10.97 Angella Issajenko Köln 16 Aug 87 – no longer ratified by federation due to her admission of doping

COD Bolingo became a Belgian citizen in July 2011

HAI Pierre transferred to USA from 25 Mar 10

IND 11.24 Dutee Chand Almaty 25 Jun 16 – questionable

11.26 Rachita Mistry Bangalore 5 Jul 00 – no doping control

KGZ 11.35 Yelena Bobrovskaya Bishkek 22 Jul 04 – unknown irregularity

STP Cravid became a Portuguese citizen on 17 Jul 98

## 200 Metres

|            |              |                            |                |                  |
|------------|--------------|----------------------------|----------------|------------------|
| AFG        | 30.39        | Kimia Yousofi              | Guwahati       | 11 Feb 16        |
| <b>AIA</b> | <b>24.53</b> | <b>Artesha Richardson</b>  | <b>El Paso</b> | <b>13 May 17</b> |
| ALB*       | 23.27        | Klodiana Shala             | Ohrid          | 17 Jun 12        |
| ALG        | 23.38        | Yasmina Azzizi             | Brescia        | 16 May 92        |
| AND        | 25.53        | Estefania Sebastian        | Barcelona      | 11 Jun 14        |
| <b>ANG</b> | <b>24.61</b> | <b>Adriana Alves</b>       | <b>Lisboa</b>  | <b>17 Jun 17</b> |
| ANT        | 23.20        | Heather Samuel             | Atlanta        | 22 May 94        |
| ARG        | 22.94        | Beatriz Allocco            | La Paz         | 11 Nov 78        |
| ARM*       | 24.50        | Gayane Chiloyan            | Artashat       | 18 May 15        |
| ARU        | 25.20        | Jelissa Nedd               | Oranjestad     | 23 Jun 11        |
| ASA        | 28.72        | Tafailagi Niusulu          | Apia           | 6 Jun 03         |
| AUS        | 22.23        | Melinda Gainsford-Taylor   | Stuttgart      | 13 Jul 97        |
| AUT‡       | 22.70        | Karin Mayr                 | Linz           | 7 Jul 02         |
| <b>AZE</b> | <b>23.76</b> | <b>Zakiya Hasanova</b>     | <b>Baku</b>    | <b>18 May 17</b> |
| <b>BAH</b> | <b>21.91</b> | <b>Shaunae Miller-Uibo</b> | <b>Eugene</b>  | <b>27 May 17</b> |
| BAN        | 25.04        | Nazmun Nahar Beauty        | Colombo        | 24 Aug 06        |
| BAR        | 22.61        | Sada Williams              | Bridgetown     | 18 Mar 16        |
| BDI        | 26.50        | Phydia Inamahoro           | Durban         | 25 Jun 93        |
| BEL        | 22.20        | Kim Gevaert                | Bruxelles      | 9 Jul 06         |



| COUNTRY    | MARK         | NAME                                  | VENUE               | DATE             | COUNTRY    | MARK         | NAME                       | VENUE             | DATE             |
|------------|--------------|---------------------------------------|---------------------|------------------|------------|--------------|----------------------------|-------------------|------------------|
| BEN        | 22.81        | Fabiënne Féraez                       | Angers              | 16 Jul 05        | HON        | 25.02        | Heidy Palacios             | Managua           | 16 Jun 12        |
| BER        | 23.05        | Debbie Jones                          | Los Angeles (W)     | 10 Jun 77        | HUN        | 23.06        | Irén Orosz                 | Budapest          | 29 Jul 81        |
| BHU        | 30.87        | Sangay Wangmo                         | Nanjing             | 22 Aug 14        | INA        | 23.86        | Irene Truitje Joseph       | Kuantan           | 17 Jul 99        |
| BIH        | 24.43        | Dijana Kojić                          | Komotini            | 25 Jul 99        | IND        | 22.82        | Saraswati Saha             | Ludhiana          | 28 Aug 02        |
| BIZ        | 22.98        | Emma Wade                             | Gainesville         | 28 May 04        | IRI        | 23.46        | Maryam Toosi               | Almaty            | 1 Jul 12         |
| BLR        | 22.68        | Natalya Safronnikova                  | Bremen              | 24 Jun 01        | IRL        | 23.02        | Sarah Reilly               | Edmonton          | 8 Aug 01         |
| BOL        | 24.33        | Leslie Fernanda Arnéz                 | Cochabamba          | 27 May 12        | IRQ        | 23.96        | Dana Hussein Abdulrazzak   | Wuhan             | 6 Jun 15         |
| BOT        | 22.89        | Amantle Montsho                       | Fukuroi             | 3 May 12         | ISL‡       | 23.81        | Guðrún Arnardóttir         | Odense            | 29 Jun 97        |
| BRA        | 22.48        | Ana Cláudia Silva                     | São Paulo           | 6 Aug 11         | ISR        | 23.15        | Irina Lenskiy              | Beograd           | 23 Jun 02        |
| BRN        | 22.65        | Rakia Al-Gasara                       | Roma                | 11 Jul 08        | ISV        | 22.46        | LaVerne Jones-Ferrette     | Hengelo           | 1 Jun 09         |
| BRU        | 25.22        | Alinawati Ali Akbar                   | Kuala Lumpur        | 15 Sep 01        | ITA        | 22.56        | Libania Grenot             | Tampa             | 27 May 16        |
| BUL        | 22.01        | Anelia Nuneva                         | Sofia               | 16 Aug 87        | IVB        | 22.98        | Tahesia Harrigan           | Donnas            | 15 Jul 07        |
| BUR        | 23.34        | Sarah Tondé                           | Ouagadougou         | 24 Jul 05        | JAM        | 21.64        | Merlene Ottey              | Bruxelles         | 13 Sep 91        |
| CAF        | 23.97        | Emmanuelle Kogalama                   | Viry-Châtillon      | 21 Jun 98        | JOR        | 25.25        | Basma Al O'Shoush          | Doha              | 9 Dec 05         |
| CAM        | 25.05        | Meas Kheng                            | Kuala Lumpur        | 14 Dec 71        | JPN        | 22.88        | Chisato Fukushima          | Nagoya            | 26 Jun 16        |
| CAN*       | 22.62        | Marita Payne                          | Edmonton            | 10 Jul 83        | KAZ        | 22.66        | Viktoriya Zybkina          | Almaty            | 26 Jun 16        |
| CAY        | 22.39        | Cydonie Mothersill                    | Nassau              | 10 Jul 05        | KEN        | 23.37        | Ruth Waithera              | Los Angeles       | 8 Aug 84         |
| CGO        | 23.34        | Lorène Dorcas Bazolo                  | Schiffange          | 2 Aug 15         | KGZ        | 23.08        | Mariya Kulchunova          | Erfurt            | 11 Sep 76        |
| CHA        | 22.73        | Kaltouma Nadjina                      | Edmonton            | 22 Jun 02        | KIR        | 27.24        | Kaitinano Mwemweata        | Apia              | 5 Sep 07         |
| CHI        | 22.95        | Isidora Jiménez                       | Toronto             | 23 Jul 15        | KOR        | 23.69        | Kim Ha-Na                  | Daejeon           | 21 Oct 09        |
| CHN        | 22.01        | Li Xuemei                             | Shanghai            | 22 Oct 97        | KOS        | 24.61        | Vijona Kryeziu             | Tiranë            | 10 Jun 15        |
| CIV        | 22.21        | Marie Josée Ta Lou                    | Rio de Janeiro      | 17 Aug 16        | KUW        | 25.73        | Madhawi Saad Al-Shammari   | Manama            | 30 Oct 13        |
| CMR        | 22.41        | Myriam Léonie Mani                    | Kourou              | 21 May 00        | LAO        | 26.43        | Phetsamone Paseuthxay      | Bangkok           | 17 Dec 98        |
| COD        | 24.26        | Cynthia Maduangele Bolingo            | Oordegem            | 4 Jun 11         | LAT        | 22.49        | Vineta Ikauniece           | Tsakhkadzor       | 23 May 87        |
| COK        | 25.13        | Patricia Taea                         | Mata-Utu            | 6 Sep 13         | LBA        | 26.76        | Najla Aqdeir Ali Salem     | Milano            | 4 Oct 15         |
| COL        | 22.85        | Felipa Palacios                       | Armenia             | 20 Aug 05        | LBN        | 23.56        | Gretta Taslakian           | Al-Qâhira         | 24 Nov 07        |
| COM        | 24.08        | Féta Ahamada                          | Porto Novo          | 30 Jun 12        | LBR        | 23.27        | Kia Davis                  | Ponce             | 17 May 08        |
| CPV        | 25.07        | Lídiane Gomes Lopes                   | Bambolim            | 25 Jan 14        | LCA        | 23.33        | Nyanka Joseph              | Storrs            | 17 May 15        |
| CRC        | 23.70        | Sharolyn Joseph                       | Toronto             | 23 Jul 15        | LES        | 24.73        | Lineo Florence Shoai       | Molepolole        | 15 Jun 02        |
| CRO        | 23.14        | Jelica Pavličić                       | Sofia               | 3 Aug 74         | LIE        | 24.10        | Yvonne Hasler              | Zug               | 14 Aug 88        |
| CUB        | 22.68        | Roxana Díaz                           | Salamanca           | 4 Jul 07         | LTU        | 23.22        | Agnė Visockaitė            | Tuscaloosa        | 25 Mar 00        |
| CYP        | 22.61        | Eleni Artymata                        | Barcelona           | 31 Jul 10        |            | 23.22        | Agnė Visockaitė-Eggerth    | Gosier            | 8 May 04         |
| CZE        | 21.97        | Jarmila Kratochvílová                 | Bratislava          | 6 Jun 81         | LUX*       | 23.96        | Mirjam Hess                | Basel             | 4 Jul 04         |
| DEN        | 23.36        | Dorthe A. Rasmussen                   | Potsdam             | 9 Jun 83         | <b>MAC</b> | <b>24.82</b> | <b>Loi Im Lan</b>          | <b>Macao</b>      | <b>22 Jan 17</b> |
| <b>DJI</b> | <b>27.83</b> | <b>Hasna Idriss Goumanes Djibouti</b> |                     | <b>25 Mar 17</b> | MAD        | 23.09        | Rosa Rakotozafy            | Pretoria          | 10 Apr 99        |
| DMA        | 23.58        | Hermin Joseph                         | Raleigh             | 28 May 94        | MAR        | 23.29        | Nezha Bidouane             | Rieti             | 30 Aug 98        |
| DOM        | 23.01        | Mariely Sánchez                       | Edmonton            | 29 Jun 13        | MAS        | 23.37        | Govindasamy Shanti         | Fukuoka           | 22 Jul 98        |
| ECU        | 22.84        | Ángela Tenorio                        | Cuenca              | 31 May 15        | MAW        | 24.75        | Ambwene Simukonda          | Cardiff           | 27 May 12        |
| EGY        | 23.62        | Basant Mohamed Awad                   | Tunis               | 4 Jun 16         | MDA        | 23.54        | Jana Burtasenkova          | Rotterdam         | 13 Jun 93        |
| ERI        | 27.49        | Winta Berhane                         | Khartoum            | 11 May 10        | MDV        | 24.96        | Afa Ismail                 | Rio de Janeiro    | 15 Aug 16        |
| ESA        | 24.91        | Verónica Quijano                      | San Salvador        | 21 Oct 01        | MEX        | 23.13        | Liliana Allen              | Cd. de México     | 1 Apr 01         |
| ESP        | 22.38        | Sandra Myers                          | Split               | 30 Aug 90        |            | 23.13        | Liliana Allen              | Cd. de Guatemala  | 21 Jul 01        |
| EST        | 23.05        | Ksenija Balta                         | Arlés               | 1 Jul 06         | MGL        | 25.48        | Jatansuren Otgonchimeg     | Tokyo             | 29 Aug 91        |
| ETH        | 23.84        | Tegest Tamangnu Yuma                  | Addis Ababa         | 8 Mar 15         | MHL        | 26.47        | Mariana Cress              | Burnsville        | 9 May 15         |
| FIJ        | 23.22        | Makelesi Batimala                     | Heusden             | 20 Jul 08        | MKD        | 24.06        | Vera Veljanovska           | Sofia             | 3 Aug 74         |
| FIN        | 22.39        | Mona Lisa Pursiainen                  | Moskva              | 20 Aug 73        | MLI        | 22.70        | Kadiatou Camara            | Addis Ababa       | 4 May 08         |
| FRA        | 21.99        | Marie-José Pérec                      | Lille               | 2 Jul 93         | <b>MLT</b> | <b>23.78</b> | <b>Charlotte Wingfield</b> | <b>San Marino</b> | <b>3 Jun 17</b>  |
| FSM        | 27.44        | Angie Nedelec                         | Kolonia             | 24 Jul 02        | MNE        | 25.02        | Kristina Dubak             | Sérres            | 6 Jul 14         |
|            | 27.44        | Lihen Jones                           | Cairns              | 10 May 15        | MNT        | 26.69        | Jenalyn Weekes             | Vieux-Fort        | 28 Feb 16        |
| GAB        | 23.54        | Ruddy Zang Milama                     | Nairobi             | 31 Jul 10        | MON        | 27.57        | Marie Cattalano            | Hyères            | 12 Jun 10        |
| GAM        | 22.92        | Gina Bass                             | Durban              | 26 Jun 16        | MOZ        | 23.86        | Maria Mutola               | Langenthal        | 20 Jul 94        |
| GBR        | 22.07        | Dina Asher-Smith                      | Beijing             | 28 Aug 15        | MRI        | 23.83        | Jane Thondojee             | Chapel Hill       | 14 Apr 94        |
| GBS        | 25.69        | Artimiza Sá                           | Lisboa              | 11 Jun 03        | MTN        | 27.67        | Badia Kamara               | Doha              | 25 Apr 12        |
| GEO        | 22.24        | Maya Azarashvili                      | Kyiv                | 16 Aug 88        | MYA        | 23.38        | Kay Khine Lwin             | Penang            | 24 Sep 05        |
| GEQ‡       | 25.14        | Teresa Mangue Eyene                   | Valladolid          | 20 Jul 14        | NAM        | 23.34        | Globine Mayova             | Pretoria          | 9 Mar 13         |
| GER        | 21.71        | Marita Koch                           | Karl-Marx-Stadt     | 10 Jun 79        | NCA        | 24.93        | Marisol B. García          | Cd. de Guatemala  | 9 Jan 86         |
|            | 21.71        | Marita Koch                           | Potsdam             | 21 Jul 84        | NED        | 21.63        | Dafne Schippers            | Beijing           | 28 Aug 15        |
|            | 21.71        | Heike Drechsler                       | Jena                | 29 Jun 86        | NEP        | 25.00        | Devi Maya Paneru           | Kathmandu         | 28 Sep 99        |
|            | 21.71        | Heike Drechsler                       | Stuttgart           | 29 Aug 86        | NFI        | 26.29        | Zinta Flitten              | Hastings          | 22 Mar 97        |
| GHA        | 22.80        | Vida Nsiah                            | Clemson             | 17 May 97        | NGR        | 22.07        | Mary Onyali                | Zürich            | 14 Aug 96        |
| GIB        | 25.55        | Sharon Mifsud                         | Mariehamn           | 27 Jun 91        | NIG        | 25.09        | Halima Issoufou            | Niamey            | 29 May 05        |
| GRE        | 22.67        | Ekateríni Kóffa                       | Athína              | 16 Jun 96        | NMI‡       | 24.82        | Yvonne Bennett             | Boise             | 26 Apr 13        |
| GRN        | 22.67        | Sherry Fletcher                       | Sacramento          | 9 Jun 07         | NOR        | 23.30        | Ezinne Okparaebo           | Florø             | 2 Jun 12         |
| GUA        | 24.50        | Christa Schumann                      | Kobe                | 31 Aug 85        |            | 23.30        | Ezinne Okparaebo           | London            | 6 Aug 12         |
| GUI*       | 24.40        | Asta Dramé                            | Reims               | 15 Jul 12        | NRU        | 25.50        | Chrissa Lovelite Detenamo  | Mata-Utu          | 6 Sep 13         |
| GUM        | 25.28        | Regine Tugade                         | Cairns              | 10 May 15        | NZL        | 22.90        | Monique Williams           | Berlin            | 20 Aug 09        |
| <b>GUY</b> | <b>22.94</b> | <b>Brenessa Thompson</b>              | <b>Columbia, SC</b> | <b>11 May 17</b> | OMA        | 25.40        | Shanoona Salah Al-Habsi    | Manama            | 9 Mar 13         |
| HAI        | 23.06        | Marlena Wesh                          | Charlottesville     | 21 Apr 12        | PAK        | 24.36        | Sadaf Siddiqui             | Lahore            | 23 Apr 08        |
| HKG        | 23.79        | Wan Kin Yee                           | Xian                | 16 May 99        | PAN        | 23.49        | Yasmin Woodruff            | San Salvador      | 18 Jun 16        |

| COUNTRY    | MARK         | NAME                        | VENUE           | DATE             | COUNTRY | MARK  | NAME                     | VENUE        | DATE      |
|------------|--------------|-----------------------------|-----------------|------------------|---------|-------|--------------------------|--------------|-----------|
| PAR        | 24.31        | Ana Camila Pirelli          | Asunción        | 16 Apr 16        | ISL     | 23.79 | Silja Úlfarsdóttir       | Fayetteville | 12 Mar 04 |
| PER        | 23.55        | Carmela Bolívar             | La Paz          | 11 Nov 78        | NMI     | 24.69 | Yvonne Bennett           | Nampa        | 8 Feb 13  |
| PHI        | 23.35        | Lydia de Vega               | Walnut          | 10 May 86        | SLE     | 23.83 | Maggie Barrie            | Geneva, OH   | 27 Feb 16 |
| PLE        | 26.90        | Ghadi Mahmoud Gharouf       | Al-Qâhira       | 3 Nov 06         | TOG     | 24.34 | Sandrine Thiébaud-Kangni | Reims        | 15 Feb 03 |
| PLW        | 26.18        | Ngerak Florencio            | Hamilton        | 12 Nov 05        |         |       |                          |              |           |
| <b>PNG</b> | <b>23.13</b> | <b>Toea Wirose</b>          | <b>Canberra</b> | <b>12 Mar 17</b> |         |       |                          |              |           |
| POL        | 22.13        | Ewa Kasprzyk                | Moskva          | 8 Jul 86         |         |       |                          |              |           |
| POR        | 22.88        | Lucrécia Jardim             | Atlanta         | 31 Jul 96        |         |       |                          |              |           |
| PRK        | 25.10        | Kim Chun Hwa                | Pyongyang       | 17 Oct 91        |         |       |                          |              |           |
| PUR        | 22.23        | Carol Rodríguez             | Provo           | 27 May 06        |         |       |                          |              |           |
| PYF        | 24.60        | Albertine An                | Colombes        | 8 Jul 87         |         |       |                          |              |           |
| QAT        | 26.28        | Mariam Mamdouh Ferid        | Doha            | 2 Mar 16         |         |       |                          |              |           |
| ROU        | 22.35        | Ionela Tîrlea               | Doha            | 13 May 99        |         |       |                          |              |           |
| RSA        | 22.06†       | Evette de Klerk             | Pietersburg     | 8 Apr 89         |         |       |                          |              |           |
| RUS        | 21.87        | Irina Privalova             | Monaco          | 25 Jul 95        |         |       |                          |              |           |
| RWA        | 26.76        | Sophie Kanakuzé             | Nairobi         | 31 Jul 10        |         |       |                          |              |           |
| SAM        | 24.99        | Talava Tavui                | Stanford        | 31 Mar 06        |         |       |                          |              |           |
| SEN        | 22.64        | Aïda Diop                   | Cd. de México   | 1 Jul 00         |         |       |                          |              |           |
| SEY        | 24.67        | Joanna Hoareau              | Johannesburg    | 17 Sep 99        |         |       |                          |              |           |
| SGP        | 23.60        | Shanti Veronica Pereira     | Singapore       | 10 Jun 15        |         |       |                          |              |           |
| SKN        | 22.68        | Virgil Hodge                | Des Moines      | 25 May 07        |         |       |                          |              |           |
| SLE†       | 23.83        | Hafsatu Kamara              | Northridge      | 10 May 13        |         |       |                          |              |           |
| SLO        | 22.72        | Merlene Ottey               | Athína          | 23 Aug 04        |         |       |                          |              |           |
| SMR        | 24.94        | Martina Pretelli            | Schaan          | 3 Jun 11         |         |       |                          |              |           |
|            | 24.94        | Martina Pretelli            | Schaan          | 4 Jun 11         |         |       |                          |              |           |
| SOL        | 26.35        | Liza Flory                  | Pune            | 15 Oct 08        |         |       |                          |              |           |
| SOM        | 28.43        | Fowizia Ibrahim Jilalow     | Athína          | 18 Jul 86        |         |       |                          |              |           |
| SRB        | 23.28        | Marina Filipović            | Bari            | 17 Jun 97        |         |       |                          |              |           |
| SRI        | 22.28        | Susanthika Jayasinghe       | Sydney          | 28 Sep 00        |         |       |                          |              |           |
| SSD        | 26.95        | Viola Lado                  | Durban          | 25 Jun 16        |         |       |                          |              |           |
| STP        | 24.33        | Glória Diogo Santo          | Salamanca       | 8 Jul 09         |         |       |                          |              |           |
| SUD        | 23.75        | Nawal El Jack               | Khartoum        | 21 May 09        |         |       |                          |              |           |
| SUI        | 22.38        | Léa Sprunger                | Genève          | 17 Jul 16        |         |       |                          |              |           |
| SUR        | 23.47        | Kirsten Nieuwendam          | State College   | 4 May 12         |         |       |                          |              |           |
| SVK        | 23.06        | Lucia Ivanová               | Praha           | 31 May 03        |         |       |                          |              |           |
| SWE        | 22.82        | Linda Haglund               | Sittard         | 1 Jul 79         |         |       |                          |              |           |
| SWZ        | 23.47        | Phumlile Ndzinisa           | Brazzaville     | 16 Sep 15        |         |       |                          |              |           |
| SYR        | 23.78        | Ghada Shouaa                | Götztis         | 25 May 96        |         |       |                          |              |           |
| TAN        | 23.92        | Nzaeli Kyomo                | Dakar           | 2 Aug 79         |         |       |                          |              |           |
| TGA        | 24.51        | Latai Sikuvea               | Cairns          | 11 Dec 04        |         |       |                          |              |           |
| THA        | 23.30        | Supavadee Khawpeak          | Kuala Lumpur    | 15 Sep 01        |         |       |                          |              |           |
| TJK        | 23.98        | Vladislava Ovcharenko       | Almaty          | 1 Jul 12         |         |       |                          |              |           |
| TKM        | 23.70        | Alyona Litvinova            | Almaty          | 8 Jun 08         |         |       |                          |              |           |
| TKS        | 24.12        | Akia Guerrier               | St George's     | 27 Mar 16        |         |       |                          |              |           |
| TLS        | 28.30        | Jesaltina de Jesus Guterres | Darwin          | 20 May 01        |         |       |                          |              |           |
| TOG†       | 24.49        | Sandrine Thiébaud-Kangni    | Lomé            | 14 May 06        |         |       |                          |              |           |
| TPE        | 22.56        | Wang Hui-Chen               | Yilain          | 30 Oct 92        |         |       |                          |              |           |
| TTO        | 22.25        | Michelle-Lee Ahye           | Río de Janeiro  | 16 Aug 16        |         |       |                          |              |           |
| TUN        | 23.95        | Awatef Benhassine           | Ninove          | 27 Jul 02        |         |       |                          |              |           |
| TUR        | 22.71        | Nora Güner                  | Izmir           | 12 May 02        |         |       |                          |              |           |
| TUV        | 28.75        | Asenate Manoa               | Nikao           | 25 Sep 09        |         |       |                          |              |           |
| UAE        | 27.93        | Maryam Shah Murad           | Manama          | 9 Mar 13         |         |       |                          |              |           |
| UGA        | 23.46        | Justine Bayigga             | Khartoum        | 24 May 07        |         |       |                          |              |           |
| UKR        | 22.17        | Zhanna Pintusevich          | Monachil        | 9 Jul 97         |         |       |                          |              |           |
| URU        | 23.78        | Claudia Acerenza            | Cd. de México   | 23 Jul 88        |         |       |                          |              |           |
| USA        | 21.34        | Florence Griffith Joyner    | Seoul           | 29 Sep 88        |         |       |                          |              |           |
| UZB        | 22.27        | Elvira Barbashina           | Moskva          | 8 Jul 86         |         |       |                          |              |           |
| VAN        | 24.85        | Mary Estelle Kapalu         | Pirae           | 22 Aug 95        |         |       |                          |              |           |
| VEN        | 22.53        | Nercely Soto                | Caracas         | 12 May 12        |         |       |                          |              |           |
| VIE        | 23.27        | Vu Thi Huong                | Da Nang         | 29 Dec 10        |         |       |                          |              |           |
| VIN        | 22.80        | Natasha Mayers              | Baton Rouge     | 29 May 02        |         |       |                          |              |           |
| YEM        | 27.53        | Fatima Suleiman Al-Dahman   | Al-Qâhira       | 24 Nov 07        |         |       |                          |              |           |
| <b>ZAM</b> | <b>23.03</b> | <b>Mupopo Kabange</b>       | <b>Lusaka</b>   | <b>8 Apr 17</b>  |         |       |                          |              |           |
| ZIM        | 23.23        | Winnet Dube                 | Pretoria        | 4 Apr 03         |         |       |                          |              |           |

## Notes (\*)

ALB 23.27 Shala with doubtful timing, alternative best – 23.55 Shala Göteborg 10 Aug 06

ARM 23.16 Gayane Chiloyan Artshat 29 May 16 – questionable

CAN 22.25 Angella Taylor/Issajenko Colorado Springs 20 Jul 82 – no longer ratified by federation due to her admission of doping

GUI Dramé transferred to GUI from March 2010

LUX Hess has dual citizenship of Luxembourg and Switzerland

## 400 Metres

|             |              |                              |                   |                  |
|-------------|--------------|------------------------------|-------------------|------------------|
| <b>AFG†</b> | <b>76.98</b> | <b>Yalda Amini</b>           | <b>Helsinki</b>   | <b>1 Jun 17</b>  |
| <b>AIA</b>  | <b>55.41</b> | <b>Artesha Richardson</b>    | <b>El Paso</b>    | <b>13 May 17</b> |
| ALB         | 52.86        | Klodiana Shala               | Göteborg          | 8 Aug 06         |
| ALG         | 52.98        | Zahra Bouras                 | Rehlingen         | 1 Jun 09         |
| AND†        | 60.07        | Carme Domenjó                | Barcelona         | 13 Aug 00        |
| ANG         | 55.34        | Guilhermina Cruz             | Stuttgart         | 15 Aug 93        |
| ANT         | 52.49        | Afia Charles                 | Houston           | 12 May 13        |
| ARG         | 52.50        | Olga Conte                   | Buenos Aires      | 22 Mar 97        |
| ARM         | 53.48        | Amaliya Sharoyan             | Sochi             | 28 May 15        |
| ARU         | 57.78        | Jelissa Nedd                 | Willemstad        | 8 Jul 11         |
| ASA         | 61.62        | Jordan Mageo                 | San Diego         | 19 Apr 12        |
| AUS         | 48.63        | Cathy Freeman                | Atlanta           | 29 Jul 96        |
| AUT         | 50.62        | Karoline Käfer               | Klagenfurt        | 18 Jun 77        |
| AZE         | 55.97        | Shafa Mammadova              | Baku              | 21 Jun 15        |
| BAH         | 49.07        | Tonique Darling              | Berlin            | 12 Sep 04        |
| BAN         | 55.46        | Nazmun Nahar Beauty          | Islamabad         | 5 Apr 04         |
| BAR         | 51.04        | Lorna Forde                  | Los Angeles (W)   | 10 Jun 78        |
| BDI         | 56.52        | Spéciose Gakobwa             | Quimper           | 19 May 02        |
| BEL         | 51.45        | Kim Gevaert                  | Gent              | 8 May 05         |
| BEN         | 51.47        | Fabiënne Féraez              | Roma              | 14 Jul 06        |
| BER         | 53.30        | Debbie Jones                 | Montréal          | 27 Jun 76        |
| BHU         | 68.2         | Khandu Lhamo                 | Phuntsholing      | 12 Dec 01        |
| BIH         | 54.28        | Dijana Kojić                 | Komotini          | 24 Jul 99        |
| BIZ         | 53.19        | Samantha Dirks               | Irvine            | 30 Apr 16        |
| BLR         | 50.31        | Ilona Usovich                | Osaka             | 27 Aug 07        |
| <b>BOL</b>  | <b>54.37</b> | <b>Cecilia Gómez</b>         | <b>Asunción</b>   | <b>23 Jun 17</b> |
| BOT         | 49.33        | Amantle Montsho              | Monaco            | 19 Jul 13        |
| BRA         | 50.62        | Maria Magnólia S. Figueiredo | Rovereto          | 21 Aug 90        |
| BRN         | 50.72        | Kemi Adekoya                 | Río de Janeiro    | 13 Aug 16        |
| BRU         | 59.20        | Maziah binti Mahusin         | Bandar Labuan     | 8 Dec 14         |
| BUL         | 49.53        | Vanya Stambolova             | Rieti             | 27 Aug 06        |
| BUR         | 53.81        | Aïssata Soulama              | Bamako            | 6 Apr 05         |
| CAF         | 54.61        | Emmanuelle Kogalama          | St. Étienne       | 30 Jun 01        |
| CAM         | 63.56        | Seyha Chan                   | Jakarta           | 17 Jun 11        |
| CAN         | 49.91        | Marita Payne                 | Los Angeles       | 6 Aug 84         |
|             | 49.91        | Jillian Richardson           | Seoul             | 25 Sep 88        |
| CAY         | 52.18        | Cydonie Mothersill           | Ponce             | 16 May 09        |
| CGO         | 54.13        | Natacha Ngoye Akamabi        | Brazzaville       | 26 Jul 14        |
| CHA         | 50.38        | Kaltouma Nadjina             | Edmonton          | 6 Aug 01         |
| CHI         | 53.49        | María Fernanda Mackenna      | Santiago/CHI      | 14 Mar 14        |
| CHN         | 49.81        | Ma Yuqin                     | Beijing           | 11 Sep 93        |
| CIV         | 52.04        | Célestine N'Drin             | Seoul             | 24 Sep 88        |
| CMR         | 50.69        | Mireille Nguimgo             | La Chaux-de-Fonds | 13 Aug 00        |
| COD         | 55.82        | Kungu Bakombo                | Nairobi           | 7 Aug 87         |
| COK         | 61.65        | Attina Sawtell               | Apia              | 13 Sep 83        |
| COL         | 49.64        | Ximena Restrepo              | Barcelona         | 5 Aug 92         |
| COM         | 55.91        | Salhate Djamalidine          | Radès             | 28 Jun 03        |
| CPV         | 54.50        | Vera Barbosa                 | Osaka             | 9 May 09         |
| CRC         | 52.57        | Zoila Rosa Stewart           | Ponce             | 25 Nov 93        |
| CRO         | 50.78        | Danijela Grgić               | Beijing           | 17 Aug 06        |
| CUB         | 49.61        | Ana Quirot                   | La Habana         | 5 Aug 91         |
| CYP         | 52.02        | Dora Kyriakou                | Bari              | 17 Jun 97        |
| CZE         | 47.99        | Jarmila Kratochvílová        | Helsinki          | 10 Aug 83        |

Superior (or identical) indoor bests not ratified by federation as absolute records (†)

|     |       |                     |          |          |
|-----|-------|---------------------|----------|----------|
| AUT | 22.70 | Karin Mayr          | Wien     | 2 Mar 02 |
| GEQ | 25.05 | Teresa Mangue Eyene | Valencia | 9 Mar 14 |

| COUNTRY     | MARK         | NAME                     | VENUE             | DATE             | COUNTRY    | MARK         | NAME                       | VENUE              | DATE             |
|-------------|--------------|--------------------------|-------------------|------------------|------------|--------------|----------------------------|--------------------|------------------|
| DEN‡        | 52.84        | Rikke Rønholt            | Århus             | 6 Jul 06         | MDA        | 52.00        | Olesea Cojuhari            | Bucureşti          | 15 Jun 12        |
| DJI         | 62.51        | Choukri Moussa Omar      | Djibouti          | 19 May 16        | MDV        | 60.33        | Mirfath Ahmed              | New Delhi          | 6 Oct 10         |
| DMA         | 53.40        | Dawn Williams            | Jonesboro         | 13 Apr 96        | MEX        | 48.89        | Ana Guevara                | Paris (St. Denis)  | 27 Aug 03        |
| DOM         | 52.33        | Raysa Sánchez            | Medellín          | 28 Apr 12        | MGL        | 57.53        | Batgerel Munguntuya        | Beijing            | 22 May 08        |
| ECU         | 53.15        | Lucy Jaramillo           | Cuenca            | 31 May 12        | MHL        | 58.96        | Haley Nemra                | Cairns             | 28 Jun 12        |
| EGY         | 53.38        | Karima Miskin Saad       | Istanbul          | 15 Jul 95        | MKD        | 53.77        | Elizabeta Božinovska       | Nova Gorica        | 14 Jun 83        |
| ERI         | 54.99        | Nazret Weldu Ghebrehiwet | Khartoum          | 24 May 07        | MLI        | 52.24        | Djénébou Danté             | Colmar             | 10 Jun 16        |
| ESA         | 54.72        | Verónica Quijano         | Cd. de Guatemala  | 29 Nov 01        | MLT        | 54.29        | Tanya Blake                | Eagle Rock         | 8 May 04         |
| ESP         | 49.67        | Sandra Myers             | Oslo              | 6 Jul 91         | MNE        | 56.47        | Danijela Srdanović         | Beograd            | 4 Jul 92         |
| EST         | 51.91        | Egle Uljas               | Athina            | 21 Aug 04        | MNT        | 61.80        | Jenalyn Weekes             | Vieux-Fort         | 28 Feb 16        |
| ETH         | 52.09        | Fantu Magiso             | Gaborone          | 13 May 11        | MON        | 60.58        | Marie-Cécile Rivetta       | Nicosia            | 20 May 89        |
| FIJ         | 51.89        | Makelesi Bulikiobo       | Brisbane          | 26 Jun 04        | MOZ        | 51.37        | Maria Mutola               | Monaco             | 2 Aug 94         |
| FIN         | 50.14        | Riitta Salin             | Roma              | 4 Sep 74         | MRI        | 54.62        | Sandra Govinden            | Belle Vue          | 25 Jun 92        |
| FRA         | 48.25        | Marie-José Pérec         | Atlanta           | 29 Jul 96        | MTN        | 69.6         | Khoury Keita               | Nouakchott         | 8 May 08         |
| FSM         | 64.41        | Adiriana Jack            | Tumon             | 5 Aug 75         | MYA        | 52.69        | Yin Yin Khine              | Manila             | 29 Nov 05        |
| GAB         | 56.73        | Marlyse N'Sourou Menene  | Avellino          | 13 Jun 07        | NAM        | 51.24        | Tjipekapor Herunga         | Pretoria           | 4 May 12         |
| GAM         | 55.32        | Adama Njie               | Bakau             | 12 May 01        | NCA        | 55.89        | Xiomara Larios             | La Habana          | 24 May 80        |
| GBR         | 49.41        | Christine Ohuruogu       | Moskva            | 12 Aug 13        | NED        | 51.35        | Ester Goossens             | Malmö              | 6 Jun 98         |
| GBS*        | 57.02        | Artimiza Sá              | Guarda            | 5 Jul 03         | NEP        | 59.90        | Pramila Rijal              | Dhaka              | 6 Feb 10         |
| GEO         | 52.13        | Maya Azarashvili         | Leningrad         | 11 Jun 88        | NFI        | 62.54        | April Quintal              | Suva               | 1 Sep 79         |
| GEQ         | 56.37        | Frida Pilar Ondo Mbang   | Madrid            | 20 Jul 03        | NGR        | 49.10        | Falilat Ogunkoya           | Atlanta            | 29 Jul 96        |
| GER         | 47.60        | Marita Koch              | Canberra          | 6 Oct 85         | NIG        | 54.32        | Mariamah Mahamadou Itatou  | Río de Janeiro     | 13 Aug 16        |
| GHA         | 52.08        | Mercy Addy               | Lagos             | 17 Aug 89        | NMI        | 56.24        | Yvonne Bennett             | Ogden              | 13 Apr 13        |
| GIB         | 57.66        | Sharon Mifsud            | Mariehamn         | 25 Jun 91        | <b>NOR</b> | <b>51.81</b> | <b>Amalie Iuel</b>         | <b>Los Angeles</b> | <b>18 Mar 17</b> |
| GRE         | 50.56        | Fani Halkiá              | Berlin            | 12 Sep 04        | NRU        | 66.80        | Trudy Duburiya             | Koror              | 6 Aug 98         |
| GRN         | 50.64        | Hazel-Ann Regis          | Oxford, MS        | 16 May 04        | NZL        | 51.60        | Kim Robertson              | Christchurch       | 19 Jan 80        |
| GUA         | 55.64        | Patricia Meigham         | Los Angeles       | 4 Aug 84         | <b>OMA</b> | <b>60.83</b> | <b>Hena Juma Al-Qasimi</b> | <b>Baku</b>        | <b>18 May 17</b> |
| GUI         | 54.50        | Asta Dramé               | Aix-les-Bains     | 20 May 12        | PAK        | 55.02        | Erum Khanum                | Madras             | 23 Dec 95        |
| GUM         | 57.89        | Regine Tugade            | Dededo            | 6 May 16         | PAN        | 54.24        | Irina Ambulo               | Nassau             | 25 Aug 84        |
| GUY         | 50.71        | Aliann Pompey            | Berlin            | 16 Aug 09        | PAR        | 56.94        | Ana Camila Pirelli         | Asunción           | 13 Jul 13        |
| HAI         | 51.23        | Marlena Wesh             | Irapuato          | 7 Jul 12         | <b>PER</b> | <b>53.86</b> | <b>Maitte Torres</b>       | <b>Cuenca</b>      | <b>20 May 17</b> |
| HKG         | 55.03        | Wan Kin Yee              | Zhuhai            | 20 Mar 99        | <b>PHI</b> | <b>53.81</b> | <b>Kayla Richardson</b>    | <b>Torrance</b>    | <b>14 Apr 17</b> |
| HON         | 55.24        | Heidy Palacios           | Managua           | 17 Jun 12        | PLE        | 69.69        | Maram Kabakali             | Latakia            | 18 Aug 92        |
| HUN*        | 51.50        | Ilona Pál                | Budapest          | 11 Aug 80        | PLW        | 59.31        | Christina Wicker           | Oak Harbor         | 13 May 11        |
| INA         | 54.46        | Sri Mayasari             | Bogor             | 24 Sep 16        | PNG        | 53.19        | Toea Wisil                 | Gold Coast         | 14 Aug 10        |
| IND         | 51.05        | Manjeet Kaur             | Chennai           | 16 Jun 04        | POL        | 49.28        | Irena Szewińska            | Montréal           | 29 Jul 76        |
| IRI         | 52.95        | Manjram Toosi            | Bangkok           | 8 May 12         | POR        | 51.63        | Cátia Azevedo              | Madrid             | 23 Jun 16        |
| IRL         | 50.73        | Joanne Cuddihy           | Osaka             | 27 Aug 07        | PRK        | 56.23        | Chi Jong Ok                | Pyongyang          | 15 Oct 91        |
| IRQ         | 53.44        | Kolestane Mahmoud Ileso  | Guangzhou         | 21 Nov 10        | PUR        | 51.39        | Carol Rodríguez            | Los Angeles (W)    | 3 May 08         |
| ISL         | 52.83        | Gudrún Arnardóttir       | London            | 17 Aug 97        |            | 51.39        | Carol Rodríguez            | Des Moines         | 14 Jun 08        |
| ISR         | 52.06        | Anna Tkach               | Paris (St. Denis) | 24 Aug 03        | PYF        | 57.39        | Cécile Tiatia              | Pirae              | 30 May 04        |
| ISV         | 51.47        | LaVerne Jones            | Lawrence          | 21 Apr 07        | QAT        | 61.92        | Jyothi Janardhanan         | Doha               | 23 Apr 09        |
| ITA         | 50.30        | Libania Grenot           | Pescara           | 2 Jul 09         | ROU        | 49.88        | Ionela Tîrlea              | Palma de Mallorca  | 12 Jul 99        |
| IVB         | 52.29        | Ashley Kelly             | Road Town         | 2 Jul 16         | RSA        | 50.05        | Heide Seyerling            | Sydney             | 25 Sep 00        |
| JAM         | 49.30        | Lorraine Fenton          | Monaco            | 19 Jul 02        | RUS        | 49.11        | Olga Nazarova              | Seoul              | 25 Sep 88        |
| <b>JOR</b>  | <b>56.73</b> | <b>Aliya Boshnak</b>     | <b>Bangkok</b>    | <b>20 May 17</b> | RWA        | 58.26        | Épiphanie Uwintije         | Alger              | 18 Jul 07        |
| JPN         | 51.75        | Asami Tanno              | Fukuroi           | 3 May 08         | SAM        | 56.32        | Kim Peterson               | Auckland           | 10 Feb 90        |
| KAZ         | 50.68        | Tatyana Roslanova        | Almaty            | 5 Jun 04         | SEN        | 49.86        | Ami Mbacké Thiam           | Edmonton           | 7 Aug 01         |
| <b>KEN*</b> | <b>51.18</b> | <b>Maximilla Imali</b>   | <b>Nairobi</b>    | <b>10 Jun 17</b> | SEY        | 57.05        | Mirenda Francourt          | LaGrange           | 4 Apr 93         |
| KGZ         | 51.80        | Mariya Kulchunova        | Kyiv              | 24 Jun 76        | SGP        | 55.08        | Chee Swee Lee              | Tehran             | 15 Sep 74        |
| KIR         | 67.01        | Kaingae David            | Cairns            | 23 Sep 10        | SKN        | 50.83        | Tiandra Ponteen            | Sacramento         | 11 Jun 05        |
| KOR         | 53.67        | Lee Yun-Kyung            | Taebaek           | 12 Aug 03        | <b>SLE</b> | <b>52.27</b> | <b>Maggie Barrie</b>       | <b>Lexington</b>   | <b>26 May 17</b> |
| KOS         | 54.30        | Vijona Kryeziu           | Río de Janeiro    | 13 Aug 16        | SLO        | 52.02        | Brigita Langerholc         | Ljubljana          | 14 Aug 00        |
| KUW         | 61.32        | Dana Yousef Al-Nasrallah | Adrien            | 14 Apr 12        | SMR        | 59.44        | Martina Pretelli           | Tbilisi            | 21 Jun 14        |
| LAO         | 60.42        | Boudsady Vongdala        | Oudomxay          | 15 Dec 14        | SOL        | 58.88        | Samantha Rofo              | Suva               | 7 Jul 16         |
| LAT         | 50.71        | Vineta Ikauniece         | Moskva            | 4 Sep 88         | SOM        | 64.89        | Jamad Ismail Abdi          | Nairobi            | 7 Aug 87         |
| LBA         | 56.89        | Najla Aqdeir Ali Salem   | Lodi              | 21 May 16        | SRB        | 51.89        | Tamara Salaški             | Stara Zagora       | 9 Jun 16         |
| LBN         | 53.43        | Gretta Taslakian         | Pune              | 4 Jul 13         | SRI        | 51.05        | Damayanthi Dharsha         | Jakarta            | 30 Aug 00        |
| LBR         | 51.55        | Kia Davis                | Ponce             | 17 May 08        | SSD        | 61.72        | Margret Rumat Hassan       | Nanjing            | 23 Aug 14        |
| LCA         | 52.21        | Vernetta Lesforis        | Bridgetown        | 25 Jun 99        | STP        | 56.15        | Severina Cravid            | Funchal            | 12 Jul 97        |
| LES         | 56.69        | Sekonyela Pulane         | Harare            | 2 May 01         | SUD        | 51.19        | Nawal El Jack              | Marrakech          | 15 Jul 05        |
| LIE         | 54.47        | Maria Ritter             | Zürich            | 20 Aug 78        | SUI        | 51.32        | Anita Protti               | Lausanne           | 19 Sep 90        |
| LTU         | 51.12        | Dalia Matusevičienė      | Kyiv              | 22 Jun 84        | SUR        | 52.01        | Letitia Vriesde            | Papendal           | 12 Jul 97        |
| LUX         | 54.05        | Frédérique Hansen        | Rieti             | 18 Jul 13        | SVK        | 51.98        | Jozefína Čerchlanová       | Edinburgh          | 27 Jul 74        |
| MAC         | 57.07        | Leong Ka Man             | Incheon           | 27 Sep 14        | SWE        | 51.13        | Moa Hjelmelmer             | Helsinki           | 29 Jun 12        |
| MAD         | 52.05        | Ony Paule Ratsimbazafy   | Paris             | 19 Jul 98        | SWZ        | 53.02        | Phumlile Ndzinisa          | Brazzaville        | 14 Sep 15        |
| MAR         | 51.67        | Nezha Bidouane           | Berlin            | 1 Sep 98         | SYR        | 53.55        | Ghofrane Al-Mohamed        | Algier             | 10 Sep 06        |
| MAS         | 52.56        | Rabia Abdul Salam        | Manila            | 3 Dec 93         | TAN        | 54.99        | Leticia Athanas            | Nairobi            | 7 Aug 87         |
| MAW         | 54.20        | Ambwene Simukonda        | London            | 3 Aug 12         | TGA        | 57.98        | Vasa Tulahe                | Sydney             | 30 Jan 94        |



| COUNTRY    | MARK         | NAME                       | VENUE             | DATE             | COUNTRY    | MARK           | NAME                           | VENUE             | DATE             |
|------------|--------------|----------------------------|-------------------|------------------|------------|----------------|--------------------------------|-------------------|------------------|
| THA        | 52.60        | Noodang Phimphoo           | Singapore         | 14 Jun 93        | BUL        | 1:55.42        | Nikolina Shtereva              | Montréal          | 26 Jul 76        |
| <b>TJK</b> | <b>54.70</b> | <b>Kristina Pronzhenko</b> | <b>Bishkek</b>    | <b>17 Jun 17</b> | BUR        | 2:13.30        | Honorine Yaméogo               | Ouagadougou       | 20 Jul 03        |
| TKM        | 52.10        | Alyona Petrova             | Almaty            | 24 Jun 01        | CAF        | 2:11.70        | Victoire Elisabeth Mandaba     | Río de Janeiro    | 17 Aug 16        |
| TKS        | 57.85        | Akia Guerrier              | Basseterre        | 3 Apr 15         | CAM        | 2:17.86        | Sem Sophalnara                 | Moskva            | 7 Jun 87         |
| TLS        | 59.48        | Odete Belo                 | Jakarta           | 15 Sep 96        | CAN        | 1:57.02        | Melissa Bishop                 | Río de Janeiro    | 20 Aug 16        |
| TOG        | 52.50        | Sandrine Thiébaud-Kangni   | Paris (St. Denis) | 24 Aug 03        | CAY        | 2:16.24        | Sandra Wellington              | Bridgetown        | 9 Apr 85         |
| TPE        | 52.74        | Chi Cheng                  | Stockholm         | 29 Jul 70        | CGO        | 2:04.08        | Léontine Tsiba                 | Sydney            | 22 Sep 00        |
| TTO        | 51.83        | Janeil Bellille            | Port-of-Spain     | 21 Jun 14        | CHA        | 2:11.15        | Kaltouma Nadjina               | Walnut            | 15 Apr 00        |
| TUN        | 52.22        | Awatef Benhassine          | Radès             | 8 Aug 02         | CHI        | 2:00.20        | Alejandra Ramos                | Jerez             | 3 Sep 90         |
| TUR        | 51.53        | Pinar Saka                 | Ankara            | 30 Jul 11        | CHN        | 1:55.54        | Liu Dong                       | Beijing           | 9 Sep 93         |
| TUV        | 71.71        | Asenate Manoa              | Mata-Utu          | 4 Sep 13         | CIV        | 2:02.99        | Célestine N'Drin               | Durham            | 30 May 90        |
| UAE        | 56.92        | Bethlem Desalegn           | Muscat            | 13 Mar 15        | CMR        | 2:03.9         | Stéphanie Zanga                | Yaoundé           | 9 Jun 01         |
| UGA        | 52.48        | Justine Bayigga            | Khartoum          | 26 May 08        | COD        | 2:06.17        | Noëly Bibiche Mankatu          | Paris (St. Denis) | 23 Jul 04        |
| UKR        | 48.27        | Olga Vladykina             | Canberra          | 6 Oct 85         | COK        | 2:17.06        | Attina Sawtell                 | Avarua            | 3 Aug 85         |
| URU        | 52.53        | Déborah Rodríguez          | Montevideo        | 3 Oct 14         | COL        | 1:59.38        | Rosibel García                 | Beijing           | 16 Aug 08        |
| USA        | 48.70        | Sanya Richards             | Athína            | 16 Sep 06        | COM        | 2:10.53        | Salhate Djamalidine            | Montgeron         | 14 May 06        |
| UZB        | 50.52        | Marina Shmonina            | Kyiv              | 6 Jul 90         | CPV        | 2:17.9         | Carla Rodrigues                | Lisboa            | 18 Jun 02        |
| VAN        | 53.92        | Mary Estelle Kapalu        | Göteborg          | 5 Aug 95         | CRC        | 2:05.98        | Maureen Stewart                | San Juan          | 5 Jun 88         |
| VEN        | 51.94        | Nercely Soto               | Trujillo          | 26 Nov 13        | CRO        | 1:56.51        | Slobodanka Čolović             | Beograd           | 17 Jun 87        |
| VIE        | 51.83        | Nguyen Thi Tinh            | Hanoi             | 8 Dec 03         | CUB        | 1:54.44        | Ana Quirot                     | Barcelona         | 9 Sep 89         |
| VIN        | 51.23        | Kineke Alexander           | San Marcos        | 26 Apr 14        | CYP        | 2:02.10        | Natalia Evangelidou            | Oordegem          | 28 May 16        |
| YEM        | 65.22        | Fatima Suleiman Al-Dahman  | Amman             | 10 Oct 08        | CZE        | 1:53.28        | Jarmila Kratochvílová          | München           | 26 Jul 83        |
| ZAM        | 50.22        | Mupopo Kabange             | Brazzaville       | 15 Sep 15        | DEN        | 2:00.97        | Karen Gydesen                  | Helsinki          | 29 Jun 94        |
| ZIM        | 53.09        | Larissa Bakasa             | College Station   | 29 May 04        | <b>DJI</b> | <b>2:11.02</b> | <b>Souhra Ali Mohamed Baku</b> | <b>Baku</b>       | <b>16 May 17</b> |

Superior indoor bests not ratified by federation as absolute records (‡)

|     |       |                     |                        |           |
|-----|-------|---------------------|------------------------|-----------|
| AFG | 73.37 | Somayeh Rezaei      | Tehran                 | 15 Feb 13 |
| AND | 59.83 | Sandra Vidal        | Vilafranca del Penedès | 2 Feb 97  |
| DEN | 52.59 | Sara Slott Petersen | Växjö                  | 13 Feb 16 |

#### Notes (\*)

GBS Artimiza Sá transferred to Portugal in 2005

HUN 51.50 Barbara Petráhn Xalapa 12 May 06 – not ratified due to missing doping control

KEN 51.14 Joyce Zakari Nairobi 11 Jul 15– annulled because of doping violation

#### 800 Metres

|      |         |                         |                |           |            |                |                                |                   |                  |
|------|---------|-------------------------|----------------|-----------|------------|----------------|--------------------------------|-------------------|------------------|
| AFG* | 2:38.28 | Mehrangiz Bijanpoor     | Oslo           | 19 Aug 07 | BUL        | 1:55.42        | Nikolina Shtereva              | Montréal          | 26 Jul 76        |
| AIA  | 2:19.72 | Jonicia Richardson      | Fort-de-France | 21 Apr 14 | BUR        | 2:13.30        | Honorine Yaméogo               | Ouagadougou       | 20 Jul 03        |
| ALB  | 2:01.31 | Luiza Gega              | Tbilisi        | 21 Jun 14 | CAF        | 2:11.70        | Victoire Elisabeth Mandaba     | Río de Janeiro    | 17 Aug 16        |
| ALG  | 1:58.72 | Hassiba Boulmerka       | Roma           | 17 Jul 91 | CAM        | 2:17.86        | Sem Sophalnara                 | Moskva            | 7 Jun 87         |
| AND  | 2:13.04 | Natália Gallego         | Castres        | 11 Aug 07 | CAN        | 1:57.02        | Melissa Bishop                 | Río de Janeiro    | 20 Aug 16        |
| ANG  | 2:06.53 | Lílian Silva            | Luso           | 15 Jun 06 | CAY        | 2:16.24        | Sandra Wellington              | Bridgetown        | 9 Apr 85         |
| ANT  | 2:06.36 | Charmaine Thomas        | Bloomington    | 13 May 95 | CGO        | 2:04.08        | Léontine Tsiba                 | Sydney            | 22 Sep 00        |
| ARG  | 2:02.88 | Marta Orellána          | Mar del Plata  | 24 Mar 95 | CHA        | 2:11.15        | Kaltouma Nadjina               | Walnut            | 15 Apr 00        |
| ARM  | 2:04.0  | Tsovik Grigorian        | Tbilisi        | 15 Oct 87 | CHI        | 2:00.20        | Alejandra Ramos                | Jerez             | 3 Sep 90         |
| ARU  | 2:30.59 | Anya Montilla           | Willemstad     | 19 Jun 04 | CHN        | 1:55.54        | Liu Dong                       | Beijing           | 9 Sep 93         |
| ASA  | 2:39.11 | Paula Stevenson         | Nouméa         | 10 Dec 87 | CIV        | 2:02.99        | Célestine N'Drin               | Durham            | 30 May 90        |
| AUS  | 1:59.0  | Charlene Rendina        | Melbourne      | 28 Feb 76 | CMR        | 2:03.9         | Stéphanie Zanga                | Yaoundé           | 9 Jun 01         |
| AUT‡ | 1:56.64 | Stephanie Graf          | Sydney         | 25 Sep 00 | COD        | 2:06.17        | Noëly Bibiche Mankatu          | Paris (St. Denis) | 23 Jul 04        |
| AZE  | 2:02.50 | Anastasiya Komarova     | Baku           | 22 Jun 15 | COK        | 2:17.06        | Attina Sawtell                 | Avarua            | 3 Aug 85         |
| BAH  | 2:04.82 | Vernetta Rolle          | Atlanta        | 23 May 98 | COL        | 1:59.38        | Rosibel García                 | Beijing           | 16 Aug 08        |
| BAN  | 2:13.3  | Sharmila Ray Chakma     | Dhaka          | 22 Dec 85 | COM        | 2:10.53        | Salhate Djamalidine            | Montgeron         | 14 May 06        |
| BAR  | 2:03.59 | Sheena Gooding          | Nassau         | 11 Jul 05 | CPV        | 2:17.9         | Carla Rodrigues                | Lisboa            | 18 Jun 02        |
| BDI  | 1:56.24 | Francine Niyonsaba      | Monaco         | 15 Jul 16 | CRC        | 2:05.98        | Maureen Stewart                | San Juan          | 5 Jun 88         |
| BEL  | 1:58.31 | Sandra Stals            | Hechtel        | 1 Aug 98  | CRO        | 1:56.51        | Slobodanka Čolović             | Beograd           | 17 Jun 87        |
| BEN  | 1:59.12 | Noëlie Yarigo           | Río de Janeiro | 17 Aug 16 | CUB        | 1:54.44        | Ana Quirot                     | Barcelona         | 9 Sep 89         |
| BER  | 2:04.40 | Tamika Williams         | Stanford       | 30 Apr 04 | CYP        | 2:02.10        | Natalia Evangelidou            | Oordegem          | 28 May 16        |
| BHU  | 2:41.7  | Goma Pradhan            | Thimphu        | 8 Jul 16  | CZE        | 1:53.28        | Jarmila Kratochvílová          | München           | 26 Jul 83        |
| BIH  | 2:03.02 | Biba Kajan              | Zagreb         | 22 Jun 85 | DEN        | 2:00.97        | Karen Gydesen                  | Helsinki          | 29 Jun 94        |
| BIZ  | 2:05.33 | Sharette García         | Irvine         | 25 Apr 92 | <b>DJI</b> | <b>2:11.02</b> | <b>Souhra Ali Mohamed Baku</b> | <b>Baku</b>       | <b>16 May 17</b> |
| BLR  | 1:56.1  | Ravilya Agletdinova     | Podolsk        | 21 Aug 82 | DMA        | 1:59.06        | Dawn Williams                  | Atlanta           | 27 Jul 96        |
| BOL  | 2:03.98 | Niusha Mansilla         | Ámbato         | 15 Sep 01 | DOM        | 2:03.61        | Alexis Panisse                 | Jacksonville      | 30 May 14        |
| BOT  | 2:05.32 | Tshotlego Morama        | Germiston      | 9 Jun 02  | ECU        | 2:06.90        | Mercy Colorado                 | Mar del Plata     | 6 Apr 97         |
| BRA  | 1:58.27 | Luciana Paula Mendes    | Hechtel        | 30 Jul 94 | EGY        | 2:07.7         | Wala Mohamed Ahmed             | El Maadi          | 6 Apr 07         |
| BRN  | 1:57.80 | Maryam Yusuf Jamal      | Zürich         | 29 Aug 08 | ERI        | 2:04.37        | Lemlem Bereket                 | Montréal          | 28 Jun 06        |
| BRU  | 2:26.12 | Shana Marie Mobo Holmes | B. S. Begawan  | 25 Nov 15 | ESA        | 2:07.87        | Gladys Landaverde              | Managua           | 15 Jun 12        |
|      |         |                         |                |           | ESP        | 1:57.45        | María Teresa Zúñiga            | Sevilla           | 1 Jun 88         |
|      |         |                         |                |           | EST        | 2:02.1         | Raissa Ruus                    | Moskva            | 20 Jul 72        |
|      |         |                         |                |           | ETH        | 1:57.48        | Fantu Magiso                   | New York          | 9 Jun 12         |
|      |         |                         |                |           | FIJ        | 2:08.81        | Makelesi Batimala              | Brisbane          | 30 May 08        |
|      |         |                         |                |           | FIN        | 2:00.59        | Tuuli Merikoski                | Helsinki          | 27 Jun 91        |
|      |         |                         |                |           | FRA        | 1:56.53        | Patricia Djaté-Taillard        | Monaco            | 9 Sep 95         |
|      |         |                         |                |           | FSM        | 2:34.64        | Adiriana Jack                  | Tumon             | 4 Aug 75         |
|      |         |                         |                |           | GAB        | 2:11.89        | Marlyse N'Sourou Menene        | Celle Ligure      | 27 Jun 07        |
|      |         |                         |                |           | GAM        | 2:05.41        | Adama Njie                     | Lagos             | 28 Jun 01        |
|      |         |                         |                |           | GBR        | 1:56.21        | Kelly Holmes                   | Monaco            | 9 Sep 95         |
|      |         |                         |                |           | GBS        | 2:13.59        | Anhel Alberta Capé             | Braga             | 16 Jul 00        |
|      |         |                         |                |           | GEO        | 2:05.8         | Yelena Shapovalova             | Tbilisi           | 12 May 83        |
|      |         |                         |                |           | GEQ        | 2:15.72        | Emilia Mikue Ondo              | Osaka             | 25 Aug 07        |
|      |         |                         |                |           | GER        | 1:55.26        | Sigrun Wodars                  | Roma              | 31 Aug 87        |
|      |         |                         |                |           | GHA        | 1:59.60        | Akosua Serwah                  | Roma              | 2 Jul 04         |
|      |         |                         |                |           | GIB        | 2:15.56        | Kim Baglietto                  | Marihamn          | 3 Jul 09         |
|      |         |                         |                |           | GRE        | 1:59.79        | María Papadopoulou             | Athína            | 14 Jun 05        |
|      |         |                         |                |           | GRN        | 1:59.60        | Neisha Bernard-Thomas          | Kingston          | 1 May 10         |
|      |         |                         |                |           | GUA        | 2:08.7         | Ana Lucía Hurtado              | Cd. de Guatemala  | 17 May 01        |
|      |         |                         |                |           | GUI        | 2:14.97        | Aïssata Bangoura               | Casablanca        | 13 Jul 89        |
|      |         |                         |                |           | GUM        | 2:18.53        | Amy Atkinson                   | London            | 8 Aug 12         |
|      |         |                         |                |           | GUY        | 1:59.47        | Marian Burnett                 | Stanford          | 31 May 04        |
|      |         |                         |                |           | HAI        | 2:04.26        | Ginou Étienne                  | Greensboro        | 27 May 06        |
|      |         |                         |                |           | HKG        | 2:11.92        | Li Yin Yee                     | Hongkong          | 3 Nov 96         |
|      |         |                         |                |           | HON        | 2:22.4         | Olga M. Zepeda                 | San José/CRC      | 22 Jul 89        |
|      |         |                         |                |           | HUN        | 1:59.46        | Judit Varga                    | Ostrava           | 12 Jun 03        |
|      |         |                         |                |           | INA        | 2:06.11        | Esther Sumah                   | Singapore         | 16 Jun 93        |
|      |         |                         |                |           | IND        | 1:59.17        | Tintu Luka                     | Split             | 4 Sep 10         |
|      |         |                         |                |           | IRI‡       | 2:12.81        | Mina Poorseifi                 | Almaty            | 14 Sep 06        |
|      |         |                         |                |           | IRL        | 2:00.58        | Rose-Ann Galligan              | London            | 26 Jul 13        |
|      |         |                         |                |           | IRQ        | 2:04.92        | Eiman Sabeeh Hussain           | Casablanca        | 5 Aug 85         |
|      |         |                         |                |           | <b>ISL</b> | <b>2:00.05</b> | <b>Aníta Hinriksdóttir</b>     | <b>Oslo</b>       | <b>15 Jun 17</b> |
|      |         |                         |                |           | ISR        | 2:04.05        | Edna Lankri                    | La Chaux-de-Fonds | 8 Aug 93         |
|      |         |                         |                |           | ISV        | 2:08.43        | Ninfa Barnard                  | Atlanta           | 11 May 13        |
|      |         |                         |                |           | ITA        | 1:57.66        | Gabriella Dorio                | Pisa              | 5 Jul 80         |
|      |         |                         |                |           | IVB        | 2:06.64        | Samantha John                  | Port-of-Spain     | 2 Aug 09         |
|      |         |                         |                |           | JAM        | 1:57.88        | Kenia Sinclair                 | Réthymno          | 21 Jul 06        |
|      |         |                         |                |           | JOR        | 2:10.01        | Tamara Armoush                 | Oxford            | 23 Jul 16        |
|      |         |                         |                |           | JPN        | 2:00.45        | Miho Sugimori                  | Tokyo             | 5 Jun 05         |



| COUNTRY    | MARK           | NAME                      | VENUE             | DATE             | COUNTRY   | MARK           | NAME                            | VENUE             | DATE            |
|------------|----------------|---------------------------|-------------------|------------------|---|----------------|---------------------------------|-------------------|-----------------|
| KAZ        | 1:56.0         | Valentina Gerasimova      | Kyiv              | 12 Jun 76        | SEN   | 2:07.25        | Raïssa Laval                    | La Roche-sur-Yon  | 23 Jul 14       |
| KEN        | 1:54.01        | Pamela Jelimo             | Zürich            | 29 Aug 08        | SEY   | 2:13.50        | Natasha Bibi                    | Victoria/SEY      | 12 Aug 11       |
| KGZ        | 1:58.85        | Lyudmila Derevyankina     | Kyiv              | 30 Jul 88        | SGP   | 2:07.4         | Chee Swee Lee                   | San Diego         | 31 May 76       |
| KIR        | 2:38.3         | Ruute Keakea              | Bairiki           | 9 Jul 99         | SKN   | 2:12.9         | Rosalie Pringle                 | Vieux Fort        | 22 Jun 13       |
| KOR        | 2:04.12        | Huh Yeon-Jung             | Kawasaki          | 19 Sep 10        | SLE   | 2:07.53        | Agness Mansaray                 | Shippensburg      | 29 May 16       |
| KOS*       | 2:11.66        | Vijona Kryeziu            | Skopje            | 12 Sep 15        | SLO   | 1:55.19        | Jolanda Čeplak                  | Heusden           | 20 Jul 02       |
| <b>KSA</b> | <b>2:39.41</b> | <b>Miznah Al-Nassar</b>   | <b>Baku</b>       | <b>16 May 17</b> | SMR   | 2:11.9         | Monica Randi                    | Cesena            | 15 Sep 96       |
| KUW        | 2:08.91        | Dana Yousef Al-Nasrallah  | Windsor, ON       | 21 May 16        | SOL   | 2:19.94        | Dorothy Daonanita               | Auckland          | 24 Feb 94       |
| LAO        | 2:15.75        | Lodkeo Inthakoumman       | Singapore         | 15 Jul 16        | SOM   | 2:22.1         | Qaali Haagi Aden                | Mogadiscio        | 6 Sep 79        |
| LAT        | 1:58.64        | Marita Årente             | Moskva            | 19 Jul 84        | SRB   | 1:59.90        | Amela Terzić                    | Stara Zagora      | 20 Jun 15       |
| LBA        | 2:08.12        | Najla Aqdeir Ali Salem    | Pavia             | 8 May 16         | <b>SRI</b>  | <b>2:02.55</b> | <b>Gayanthika T. Abeyrathne</b> | <b>Diyagama</b>   | <b>9 Apr 17</b> |
| LBN        | 2:11.49        | Sara Traboulsi            | Beyrouth          | 25 Jul 13        | SSD   | 2:16.64        | Rose Nathike Lokonyen           | Río de Janeiro    | 17 Aug 16       |
| LBR        | 2:01.89        | Fatimoh Muhammed          | Sacramento        | 9 Jun 07         | STP   | 2:09.38        | Eurídice Semedo Borges          | Alger             | 13 Jul 00       |
| LCA        | 2:06.30        | Augustina Charles         | Bridgetown        | 26 Jun 99        | SUD   | 2:02.42        | Muna Jabir Ahmed Adam           | Rabat             | 23 May 09       |
| LES        | 2:09.41        | Tsepang Sello             | Bloemfontein      | 6 May 16         | SUI   | 1:57.95        | Selina Büchel                   | Paris (St. Denis) | 4 Jul 15        |
| LIE        | 2:02.82        | Maria Ritter              | Koblenz           | 27 Aug 80        | SUR   | 1:56.68        | Letitia Vriesde                 | Göteborg          | 13 Aug 95       |
| LTU        | 1:56.7         | Dalia Matusevičienė       | Kyiv              | 25 Jun 88        | SVK   | 1:58.37        | Gabriela Sedláková              | Berlin            | 21 Aug 87       |
| LUX        | 2:01.30        | Charline Mathias          | Bellinzona        | 21 Jul 15        | SWE   | 1:59.20        | Abeba Aregawi                   | Hengelo           | 8 Jun 13        |
| MAC        | 2:19.82        | Liang Chia Wen            | Tianjin           | 15 Sep 12        | SWZ   | 2:11.48        | Bongiwe Mndzebele               | Germiston         | 9 Jun 02        |
| MAD        | 2:02.87        | Fanjanteino Félix         | Albertville       | 10 Jul 08        | SYR   | 2:10.3         | Hala el Moughrabi               | Damascus          | 25 Jun 87       |
| MAR        | 1:56.43        | Hasna Benhassi            | Athína            | 23 Aug 04        | TAN   | 1:59.58        | Lwiza John                      | Yokohama          | 9 Sep 00        |
| MAS        | 2:07.44        | Josephine Mary Singarayar | Seoul             | 30 Sep 86        | TGA   | 2:14.07        | Vasa Tulahe                     | Pirae             | 22 Aug 95       |
| MAW        | 2:09.16        | Gertrude Banda            | Abuja             | 14 Oct 03        | THA   | 2:03.46        | Sasithorn Chantanuhong          | Jakarta           | 26 Sep 85       |
| MDA        | 1:59.3         | Lyubov Ivanova            | Podolsk           | 12 Aug 78        | TJK   | 2:01.8         | Alla Libutina                   | Tashkent          | 30 May 82       |
| MDV        | 2:28.00        | Aishath Reesha            | Berlin            | 16 Aug 09        | TKM   | 2:06.84        | Svetlana Sots                   | Donetsk           | 7 Sep 84        |
| MEX        | 2:01.12        | Ana Guevara               | Maracaibo         | 19 Aug 98        | TKS   | 2:22.01        | Sally Gonzales                  | Nassau            | 1 Apr 02        |
| MGL        | 2:10.5         | Chuluunkhuu Shinetsetseg  | Ulan Ude          | 4/5 Jul 09       | TLS   | 2:08.07        | Jeseltina                       | Bali              | 26 Jan 91       |
| MHL        | 2:13.83        | Haley Nemra               | Pasco             | 23 May 08        | TOG   | 2:07.29        | Sandrine Thiébaud-Kangni        | Tomblaine         | 21 Jul 06       |
| MKD        | 2:09.8         | Elizabeta Božinovska      | Skopje            | 17 May 81        | TPE   | 2:04.74        | Li Ya-Hui                       | Fukuoka           | 21 Jul 98       |
| MLI        | 2:05.38        | Matata Sanogo             | Paris (St. Denis) | 8 Jul 06         | TTO   | 2:02.27        | Melissa de Leon                 | Atlanta           | 14 May 05       |
| MLT        | 1:59.56        | Tanya Blake               | Eugene            | 24 May 03        | TUN   | 2:00.70        | Abir Nakhli                     | Namur             | 26 Jul 02       |
| MNE        | 2:10.34        | Slađana Perunović         | Berane            | 11 Jul 12        | TUR   | 2:00.23        | Merve Aydin                     | Minsk             | 12 Jun 12       |
| MNT        | 2:31.5         | Estelle Furlonge          | Road Town         | 5 Jul 92         | TUV   | 2:43.4         | Milineta Lepeni                 | Suva              | 8/9 Jul 05      |
| MON        | 2:23.17        | Marie-Cécile Rivetta      | Nicosia           | 18 May 89        | UAE   | 2:06.81        | Bethlem Desalegn                | Sollentuna        | 5 Aug 13        |
| MOZ        | 1:55.19        | Maria Mutola              | Zürich            | 17 Aug 94        | UGA   | 1:58.63        | Winnie Nanyondo                 | Monaco            | 18 Jul 14       |
| MRI        | 2:03.62        | Sheila Seebaluck          | Sarreguemines     | 2 Jul 88         | UKR   | 1:53.43        | Nadezhda Olizarenko             | Moskva            | 27 Jul 80       |
| MTN        | 2:27.97        | Aichetou Bilal Fall       | London            | 8 Aug 12         | URU   | 2:01.46        | Déborah Rodríguez               | Lima              | 14 Jun 15       |
| MYA        | 2:01.8         | Myint Myint Aye           | Yangon            | 13 Feb 05        | USA   | 1:56.40        | Jearl Miles-Clark               | Zürich            | 11 Aug 99       |
| NAM        | 1:59.15        | Agnes Samaria             | Manchester        | 29 Jul 02        | UZB   | 1:56.21        | Zamira Zaytseva                 | Leningrad         | 27 Jul 83       |
| NCA        | 2:07.1         | Xiomara Larios            | Santiago/CUB      | 6 Jun 80         | VAN   | 2:13.69        | Mary Estelle Kapalu             | Pirae             | 22 Aug 95       |
| NED        | 1:55.54        | Ellen van Langen          | Barcelona         | 3 Aug 92         | VEN   | 2:04.93        | Yenny Mejías                    | Cali              | 24 Jul 05       |
| NEP        | 2:11.05        | Raj Kumari Pandey         | Islamabad         | 23 Oct 89        | VIE   | 2:00.91        | Truong Thanh Hang               | Guangzhou         | 25 Nov 10       |
| NFI        | 2:26.0         | Naomi Gillett             | Middlegate        | 10 Oct 92        | VIN   | 2:11.93        | Bigna Samuel                    | San Angelo        | 10 Apr 93       |
| NGR        | 2:02.04        | Grace Ebor                | Abuja             | 15 Oct 03        | YEM   | 2:36.28        | Sally Ahmad Hanif               | Aleppo            | 23 Jul 09       |
| NIG        | 2:12.8         | Ramatoulaye Moumouni      | Grasse            | 11 Jul 80        | ZAM   | 2:05.57        | Elizet Banda                    | Beijing           | 16 Aug 06       |
| NMI        | 2:29.70        | Jennybree Tollestrup      | Santa Rita        | 3 Jul 99         | ZIM   | 2:00.49        | Julia Sakara                    | Kuala Lumpur      | 18 Sep 98       |
| NOR        | 1:59.82        | Ingvill Måkestad Bovim    | Zagreb            | 1 Sep 10         | <i>Superior indoor bests not ratified by federation as absolute records (‡)</i> |                |                                 |                   |                 |
| NRU*       | 2:47.3         | Damaris Porte             | Aiwo              | 15 May 07        | AUT   | 1:55.85        | Stephanie Graf                  | Wien              | 3 Mar 02        |
| NZL        | 1:58.25        | Toni Hodgkinson           | Atlanta           | 27 Jul 96        | IRI   | 2:11.38        | Mina Pourseifi                  | Macao             | 31 Oct 07       |
| OMA        | 2:39.51        | Samira Al-Harrasi         | Al-Qâhira         | 6 May 10         | QAT   | 2:31.67        | Maroua Mustapha                 | Doha              | 26 Feb 10       |
| PAK        | 2:08.04        | Bushra Parveen            | Colombo           | 26 Aug 06        | <b>Notes (*)</b>  |                |                                 |                   |                 |
| PAN        | 2:01.63        | Andrea María Ferris       | Ponce             | 12 May 12        | <i>AFG Bijanpoor became a Norwegian citizen on 27 Sep 07</i>                    |                |                                 |                   |                 |
| PAR        | 2:06.38        | María Caballero           | Trujillo          | 28 Nov 13        | <i>KOS 2:11.09 Gresa Bakrač Bar 1 May 13 – actually only 2:17.09</i>            |                |                                 |                   |                 |
| PER        | 2:07.04        | Faustina Huamaní          | Concepción        | 23 Oct 99        | <i>NRU 2:44.6 Tawaieta Lausaveve Meneng 12 Jun 71 – not a Nauru citizen</i>     |                |                                 |                   |                 |
| PHI        | 2:06.75        | Jessica Barnard           | Portland          | 12 Jun 16        | <b>1500 Metres</b>  |                |                                 |                   |                 |
| PLE        | 2:29.0         | Wesam Abdul Razak Bakheet | Al-Qâhira         | 2 Apr 03         | AFG   | 5:27.35        | Mehrangiz Bijanpoor             | Asker             | 3 Jun 07        |
| PLW        | 2:16.57        | Christina Wicker          | Tacoma            | 24 May 13        | AIA*  | 5:16.2         | Julie Lake                      | Kingston          | 21 Apr 90       |
| PNG        | 2:03.53        | Salome Dell               | New Delhi         | 10 Oct 10        | ALB   | 4:02.63        | Luiza Gega                      | Doha              | 15 May 15       |
| POL        | 1:56.95        | Jolanta Januchta          | Budapest          | 11 Aug 80        | ALG   | 3:55.30        | Hassiba Boulmerka               | Barcelona         | 8 Aug 92        |
| POR        | 1:58.94        | Carla Sacramento          | Zürich            | 13 Aug 97        | AND   | 4:38.90        | Sílvia Felipo                   | Mataró            | 4 Jul 02        |
| PRK        | 1:58.0         | Shin Geum Dan             | Pyongyang         | 5 Sep 64         | ANG   | 4:20.87        | Rosa Albana Saúl                | Castellón         | 16 Jul 03       |
| PUR        | 2:01.31        | Ángelita Lind             | Walnut            | 25 Jul 84        | ANT   | 4:27.51        | Janil Williams                  | Montréal          | 19 Jul 00       |
| PYF        | 2:13.62        | Marie-Line Marraud        | Pirae             | 5 May 88         | ARG   | 4:11.71        | Carolina Lozano                 | Río de Janeiro    | 16 May 16       |
| QAT‡       | 2:32.45        | Nada Nabil Abdullah       | Singapore         | 1 Jul 09         | ARM   | 4:22.8         | Lyudmila Artyomova              | Moskva            | 12 Jul 76       |
| ROU        | 1:55.05        | Doina Melinte             | București         | 1 Aug 82         | ARU   | 5:14.58        | Jennelaine Vrolijk              | Vieux Fort        | 11 Apr 09       |
| RSA        | 1:55.28        | Caster Semenya            | Río de Janeiro    | 20 Aug 16        | ASA   | 5:33.80        | Paula Stevenson                 | Nouméa            | 14 Dec 87       |
| RUS        | 1:54.81        | Olga Mineyeva             | Moskva            | 27 Jul 80        |   |                |                                 |                   |                 |
| RWA        | 2:07.7         | Honorine Iribagiza        | Dar-es-Salaam     | 30 Apr 16        |   |                |                                 |                   |                 |
| SAM        | 2:17.60        | Kim Peterson              | Christchurch      | 1 Apr 84         |   |                |                                 |                   |                 |

| COUNTRY    | MARK           | NAME                      | VENUE             | DATE             | COUNTRY    | MARK           | NAME                            | VENUE                    | DATE             |
|------------|----------------|---------------------------|-------------------|------------------|------------|----------------|---------------------------------|--------------------------|------------------|
| AUS        | 4:00.93        | Sarah Jamieson            | Stockholm         | 25 Jul 06        | GUM        | 4:36.13        | Debbie Cardenas                 | Fayetteville             | 13 Apr 02        |
| AUT        | 4:03.02        | Theresia Kiesl            | Atlanta           | 3 Aug 96         | GUY        | 4:17.91        | Marian Burnett                  | Río de Janeiro           | 27 Jul 07        |
| AZE        | 4:15.72        | Gezashign Safarova        | Novi Sad          | 24 Jul 09        | HAI        | 5:08.60        | Dieunise Désir                  | Baltimore                | 11 Apr 15        |
| <b>BAH</b> | <b>4:36.37</b> | <b>Jennaya Hield</b>      | <b>Greensboro</b> | <b>6 May 17</b>  | HKG        | 4:21.60        | Chan Man Yee                    | Palma de Mallorca        | 8 Jul 99         |
| BAN        | 4:50.3         | Rawshanara Putul          | Dhaka             | 3 Apr 09         | HON        | 4:38.77        | Magda Milady Castillo           | La Habana                | 23 Apr 04        |
| BAR        | 4:32.64        | Sheena Gooding            | Baton Rouge       | 29 Mar 08        | HUN        | 4:01.26        | Judit Varga                     | Zürich                   | 16 Aug 02        |
| BDI        | 4:20.95        | Diane Nukuri              | San Diego         | 17 Mar 07        | INA        | 4:18.69        | Rini Budiarti                   | Bangkok                  | 9 Aug 07         |
| BEL        | 4:05.05        | Veerle Dejaeghere         | Roma              | 12 Jul 02        | IND        | 4:06.03        | Sunita Rani                     | Busan                    | 10 Oct 02        |
| BEN        | 4:27.21        | Noëlie Yarigo             | Merksem           | 23 Aug 14        | IRI‡       | 4:27.73        | Leila Ebrahimi                  | Guangzhou                | 23 Nov 10        |
| BER        | 4:10.48        | Ashley Couper             | Melbourne         | 21 Mar 06        | IRL        | 3:58.85        | Sonia O'Sullivan                | Monaco                   | 25 Jul 95        |
| BHU        | 5:21.3         | Tandin Pema               | Phuntsholing      | 22 Dec 02        | IRQ        | 4:23.5         | Maisaa Hussein Matrood          | Baghdad                  | 15 May 95        |
| BIH        | 4:12.19        | Marica Mršić              | Nova Gorica       | 14 Jun 83        | <b>ISL</b> | <b>4:06.43</b> | <b>Aníta Hinriksdóttir</b>      | <b>Hengelo</b>           | <b>11 Jun 17</b> |
| BIZ        | 4:29.29        | Sharette García           | Walnut            | 17 Apr 92        | ISR        | 4:14.18        | Edna Lankri                     | Stockholm                | 5 Jul 93         |
| BLR        | 3:58.40        | Ravilya Agletdinova       | Moskva            | 18 Aug 85        | ISV        | 4:37.41        | Ninfa Barnard                   | San Marcos               | 28 Mar 14        |
| BOL        | 4:16.64        | Niusha Mansilla           | Sevilla           | 7 Jun 03         | ITA        | 3:58.65        | Gabriella Dorio                 | Tirrenia                 | 25 Aug 82        |
| BOT        | 4:22.08        | Onneile Dintwe            | Port Elizabeth    | 20 Feb 09        | IVB        | 4:50.50        | Lakeisha Warner                 | Road Town                | 20 Mar 12        |
| BRA        | 4:07.30        | Juliana Gomes dos Santos  | San Fernando      | 5 Jun 10         | JAM        | 4:01.84        | Yvonne Graham                   | Monaco                   | 25 Jul 95        |
| BRN        | 3:56.18        | Maryam Yusuf Jamal        | Rieti             | 27 Aug 06        | <b>JOR</b> | <b>4:18.25</b> | <b>Tamara Armoush</b>           | <b>Watford</b>           | <b>24 Jun 17</b> |
| BRU        | 5:08.08        | Ho Kui Hui                | Kuching           | 19 Jul 86        | JPN        | 4:07.86        | Yuriko Kobayashi                | Yokohama                 | 24 Sep 06        |
| BUL        | 3:57.4a        | Totka Petrova             | Athína            | 11 Aug 79        | KAZ        | 4:10.26        | Galina Reznikova                | Moskva                   | 22 Jun 83        |
| BUR        | 4:39.4         | Zanata Domo               | Cotonou           | 18 Jul 97        | KEN        | 3:56.41        | Faith Kipyegon                  | Eugene                   | 28 May 16        |
| CAF        | 4:33.57        | Brigitte Nganaye          | Barcelona         | 5 Aug 92         | KGZ        | 4:05.89        | Lyudmila Derevyankina           | Kyiv                     | 2 Aug 88         |
| CAM        | 5:12.9         | Sem Sophalnara            | Riga              | 3 Jun 89         | KIR        | 5:30.0         | Siaroka Kaiea                   | Port Vila                | 14 Jul 01        |
| CAN        | 4:00.27        | Lyn Williams              | Bruxelles         | 30 Aug 85        | KOR        | 4:14.18        | Lee Mi-Kyung                    | Seoul                    | 20 Sep 92        |
| CAY‡       | 4:48.10        | Tabitha Parchment         | Kingston          | 10 Apr 82        | KOS        | 4:35.22        | Gresa Bakraqi                   | Istanbul                 | 2 Jun 11         |
| CGO        | 4:21.60        | Léontine Tsiba            | Dakar             | 22 Aug 98        | KSA        | 5:30.51        | Sarah Attar                     | Fullerton                | 10 Mar 12        |
| CHA        | 4:44.98        | Achita Yorassem           | Yamoussoukro      | 30 May 97        | <b>KUW</b> | <b>4:36.21</b> | <b>Dana Yousef Al-Nasrallah</b> | <b>Columbus, OH</b>      | <b>21 Apr 17</b> |
| CHI        | 4:13.07        | Alejandra Ramos           | Manaus            | 15 Sep 90        | LAO        | 4:39.61        | Lodkeo Inthakoumman             | Singapore                | 11 Jun 15        |
| CHN        | 3:50.46        | Qu Yunxia                 | Beijing           | 11 Sep 93        | LAT        | 4:09.8         | Rita Vilciņa                    | Sochi                    | 8 Jun 79         |
| CIV*       | 4:38.3         | Caroline Aba              | Kumasi            | 17 May 91        | <b>LBA</b> | <b>4:32.42</b> | <b>Najla Aqdeir Ali Salem</b>   | <b>Cinisello Balsamo</b> | <b>24 Jun 17</b> |
| CMR        | 4:13.57        | Florence Djépé            | Bron              | 3 Jul 03         | LBN        | 4:32.44        | Nadia Dagher                    | Berlin                   | 25 Jun 15        |
| COD        | 4:30.56        | Francine Nzilampa         | Berlin            | 18 Aug 09        | LBR        | 4:22.31        | Fatimoh Muhammed                | Stanford                 | 29 Apr 07        |
| COK        | 4:49.21        | Attina Sawtell            | Avarua            | 9 Aug 85         | LCA        | 4:39.38        | Nessa Paul                      | Bloomington              | 5 May 06         |
| COL        | 4:06.99        | Muriel Coneo              | Huelva            | 3 Jun 16         | LES        | 4:25.49        | Blandina Makatisi               | Polokwane                | 27 Mar 14        |
| COM        | 4:54.9         | Oumoukhoultoum Moustoifa  | Fomboni           | 29 Dec 13        | LIE        | 4:16.2+        | Helen Ritter                    | Auckland                 | 26 Jan 80        |
| CPV        | 4:33.81        | Sónia Lopes               | Villafranca       | 30 Jun 07        | LTU        | 4:00.24        | Laimutė Baikauskaitė            | Seoul                    | 1 Oct 88         |
| CRC        | 4:31.46        | Marcela Jackson           | La Habana         | 16 May 97        | <b>LUX</b> | <b>4:12.57</b> | <b>Charline Mathias</b>         | <b>Oordegem</b>          | <b>27 May 17</b> |
| CRO        | 4:09.14        | Slobodanka Čolović        | Celje             | 21 Jul 87        | MAC        | 4:55.63        | Hoi Long                        | Macao                    | 13 Mar 10        |
| CUB        | 4:09.57        | Adriana Muñoz             | Santo Domingo     | 7 Aug 03         | MAD        | 4:15.13        | Marie-Éliane Saholinirina       | Oordegem                 | 28 May 16        |
| CYP        | 4:11.28        | Natalia Evangelidou       | Louvain           | 30 Jul 16        | MAR        | 3:59.35        | Btissam Lakhoud                 | Lausanne                 | 8 Jul 10         |
| CZE        | 4:01.84        | Ivana Walterová           | Budapest          | 11 Aug 86        | MAS        | 4:23.49        | Palaniappan Jayanthi            | New Delhi                | 14 Sep 93        |
| DEN        | 4:07.18        | Heidi Jensen              | Kassel            | 14 Jun 02        | MAW        | 4:26.83        | Lucia Chandamale                | Velletri                 | 22 Jun 08        |
| <b>DJI</b> | <b>4:39.41</b> | <b>Sabad Elmi Gabobeh</b> | <b>Djibouti</b>   | <b>25 Mar 17</b> | MDA        | 3:57.05        | Svetlana Guskova                | Kyiv                     | 27 Jul 82        |
| DMA        | 4:42.00        | Dawn Williams             | San Diego         | 1 May 93         | MDV        | 5:16.29        | Mariyam Inaya Farooq            | Moncton                  | 23 Jul 10        |
| DOM        | 4:18.72        | María Mancebo             | Ponce             | 12 May 12        | MEX        | 4:11.26        | Nora Rocha                      | Richmond                 | 23 May 98        |
| ECU        | 4:17.70        | Janeth Caizalitin         | Manaus            | 15 Sep 90        | MGL        | 4:31.9         | Chuluunkhuu Shinetsetseg        | Ulan Ude                 | 4/5 Jul 09       |
| EGY        | 4:33.07        | Noha Ahmad Mohamad        | Al Ain            | 29 Oct 11        | MHL        | 4:52.24        | Haley Nemra                     | Davis                    | 14 Mar 09        |
| ERI        | 4:05.11        | Meraf Bahta               | Heusden           | 13 Jul 13        | MKD        | 4:24.90        | Daniela Kuleska                 | Bydgoszcz                | 17 Jul 03        |
| ESA        | 4:18.26        | Gladys Landaverde         | London            | 6 Aug 12         | MLI        | 4:38.06        | Matata Sanogo                   | Franconville             | 4 May 03         |
| ESP        | 3:59.51        | Natalia Rodríguez         | Rieti             | 28 Aug 05        | MLT        | 4:29.01        | Tanya Blake                     | Marsa                    | 7 Jun 03         |
| EST        | 4:11.44        | Liina Tsernov             | Bruxelles         | 19 Jun 16        | MNE        | 4:23.73        | Sladana Perunović               | Bar                      | 8 Jun 14         |
| ETH        | 3:50.07        | Genzabe Dibaba            | Monaco            | 17 Jul 15        | MNT        | 5:48.3         | Magdalena O'Brien               | Road Town                | 9 Jul 77         |
| FIJ        | 4:39.1         | Salome Tabuatalei         | Suva              | 8 Jul 95         | MON        | 5:23.92        | Marie-Cécile Rivetta            | Athína                   | 11 Jul 91        |
| FIN        | 4:06.01        | Sinikka Tyynelä           | Helsinki          | 14 Aug 77        | MOZ        | 4:01.50        | Maria Mutola                    | Roma                     | 12 Jul 02        |
| FRA        | 3:59.76        | Hind Déhiba Chahyd        | Paris (St. Denis) | 16 Jul 10        | MRI        | 4:19.59        | Josiane Nairac-Boullé           | Annaba                   | 30 Aug 88        |
| FSM        | 5:26.15        | Jaceleen Pluhs            | Kolonia           | 26 Jul 02        | MTN        | 5:32.0         | Magatte Fall                    | Nouakchott               | May 00           |
| GAB        | 4:32.40        | Josiane Aboungone         | Paris             | 23 Jul 00        | MYA        | 4:12.21        | Khin Khin Htwe                  | Tokyo                    | 29 Aug 91        |
| <b>GAM</b> | <b>4:45.3</b>  | <b>Sokhna Saho</b>        | <b>Conakry</b>    | <b>12 May 17</b> | NAM        | 4:05.30        | Agnes Samaria                   | Monaco                   | 29 Jul 08        |
| GBR        | 3:55.22        | Laura Muir                | Paris (St. Denis) | 27 Aug 16        | NCA        | 4:46.1         | Xiomara Larios                  | Managua                  | 2 Dec 79         |
| GBS        | 4:59.15        | Suaila Sá                 | Trento            | 15 Jul 14        | NED        | 3:56.05        | Sifan Hassan                    | Monaco                   | 17 Jul 15        |
| GEO        | 4:13.84        | Yelena Shapovalova        | Moskva            | 11 Jun 83        | NEP        | 4:33.94        | Saraswati Bhattarai             | Río de Janeiro           | 12 Aug 16        |
| GEQ        | 5:03.2         | Marina Ayeme Nvo          | Malabo            | 3 Jul 10         | NFI        | 5:00.01        | Naomi Gillett                   | Sydney                   | 5 Dec 88         |
| GER        | 3:57.71        | Christiane Wartenberg     | Moskva            | 1 Aug 80         | NGR        | 4:17.1         | Victoria Moradeyo               | Lagos                    | 30 Jul 99        |
| <b>GHA</b> | <b>4:17.75</b> | <b>Agnes Abu</b>          | <b>Auburn</b>     | <b>21 Apr 17</b> | NIG        | 4:46.8         | Ramatoulaye Moumouni            | La Seyne-sur-Mer         | 6 Jul 80         |
| GIB        | 4:47.0         | Kim Baglietto             | Gibraltar         | 3 Oct 08         | NMI        | 5:01.54        | Noriko Jim-Nasuhara             | Susupe                   | 28 Jun 06        |
| GRE        | 4:05.63        | Konstadina Efedáki        | Madrid            | 17 Jul 04        | NOR        | 4:00.55        | Grete Waitz                     | Praha                    | 3 Sep 78         |
| GRN        | 4:23.00        | Neisha Bernard-Thomas     | Waltham           | 13 Jun 09        | NRU        | 5:44.21        | Belista Hartman                 | Nuku'alofa               | 30 Aug 89        |
| GUA        | 4:29.0         | Cristina Girón            | Miami             | 8 Jun 86         | NZL        | 4:04.82        | Nikki Hamblin                   | Barcelona                | 22 Jul 11        |
| GUI        | 4:36.70        | Aïssata Bangoura          | Casablanca        | 18 Jul 89        | <b>OMA</b> | <b>6:04.56</b> | <b>Tasnim Nile Al-Riyami</b>    | <b>Doha</b>              | <b>11 Mar 17</b> |

| COUNTRY   | MARK     | NAME                    | VENUE          | DATE       | COUNTRY            | MARK     | NAME                     | VENUE                          | DATE                   |
|---|----------|-------------------------|----------------|------------|--------------------|----------|--------------------------|--------------------------------|------------------------|
| PAK   | 4:31.41  | Sumaira Zahoor          | Islamabad      | 5 Apr 04   | <b>Notes (*)</b>   |          |                          |                                |                        |
| PAN   | 4:15.22  | Andrea María Ferris     | Trujillo       | 26 Nov 13  | AIA                | 5:12.02  | Myisha L'etang           | St Martin                      | 18 Apr 15 – mixed race |
| PAR   | 4:20.93  | María Caballero         | Trujillo       | 26 Nov 13  | CIV                |          | Sabine Sobo-Blay,        | listed previously – from Ghana |                        |
| PER   | 4:13.53  | Yéssica Quispe          | Lima           | 16 Oct 04  | <b>3000 Metres</b> |          |                          |                                |                        |
| PHI   | 4:24.87  | Marietta Tabangin-Magno | Changhua       | 27 May 89  | AFG                | 11:51.02 | Mehrangiz Bijanpoor      | Nadderud                       | 17 Jun 07              |
| PLW‡  | 5:06.4   | Rana Masood             | Ramallah       | 2 Apr 08   | AIA                | 11:38.21 | Jonicia Richardson       | Road Town                      | 29 Jun 08              |
| PLW   | 4:43.70  | Christina Wicker        | Cambridge, MA  | 19 Apr 14  | ALB‡               | 8:53.78  | Luiza Gega               | Elbasan                        | 21 May 16              |
| PNG   | 4:27.77  | Salome Dell             | Brisbane       | 11 Feb 11  | ALG                | 8:47.99  | Souad Ait Salem          | Alger                          | 22 Jun 06              |
| POL   | 3:59.22  | Lidia Chojecka          | Oslo           | 28 Jul 00  | AND                | 10:00.55 | Sílvia Felipo            | L'Hospitalet                   | 24 Jul 02              |
| POR   | 3:57.71  | Carla Sacramento        | Monaco         | 8 Aug 98   | ANG                | 9:28.35  | Rosa Albana Saúl         | L'Hospitalet                   | 22 May 04              |
| PRK   | 4:14.76  | Choi Ok Son             | Shanghai       | 13 May 93  | ANT                | 9:49.89  | Janil Williams           | Port-of-Spain                  | 10 May 98              |
| PUR   | 4:09.92  | Beverly Ramos           | Burnaby        | 1 Jul 11   | ARG                | 9:10.24  | Rosa Godoy               | San Fernando                   | 6 Jun 10               |
| PYF   | 4:36.13  | Stéphanie Nonotte       | Suva           | 12 Jul 03  | ARM                | 9:50.04  | Nune Avagian             | Krasnodar                      | 23 Jun 91              |
| QAT   | 5:25.61  | Nada Nabil Abdullah     | Bydgoszcz      | 17 Jul 10  | ARU‡               | 11:50.11 | Jennelaine Vrolijk       | George Town                    | 4 Apr 10               |
| ROU   | 3:53.96  | Paula Ivan              | Seoul          | 1 Oct 88   | ASA                | 12:15.9  | Georgine Tomisato        |                                | May 83                 |
| RSA   | 4:01.81† | Zola Budd               | Port Elizabeth | 21 Mar 84  | AUS                | 8:38.06  | Benita Johnson           | Gateshead                      | 13 Jul 03              |
| RUS   | 3:52.47  | Tatyana Kazankina       | Zürich         | 13 Aug 80  | AUT                | 8:47.04  | Susanne Pumper           | Linz                           | 8 Aug 00               |
| RWA   | 4:08.75  | Béatha Nishimwe         | Durban         | 24 Jun 16  | AZE‡               | 8:55.33  | Layes Abdullayeva        | Moncton                        | 19 Jul 10              |
| SAM   | 5:25.3   | Mele Steiner            | Napier         | 12 Feb 83  | BAH‡               | 10:26.39 | Hughnique Rolle          | Williamsburg                   | 7 Apr 12               |
| SEN   | 4:20.03  | Raïssa Laval            | Angers         | 26 Jun 16  | BAN                | 11:07.1  | Rawshanara Putul         | Dhaka                          | 4 Apr 09               |
| SEY   | 4:37.89  | Margaret Morel          | Moskva         | 30 Jul 80  | BAR                | 10:18.48 | Elizabeth Williams       | St George's                    | 27 Mar 16              |
| SGP   | 4:31.2   | Kandasamy Jayamani      | Aachen         | 12 Sep 82  | BDI                | 9:07.23  | Cavaline Nahimana        | Nanjing                        | 20 Aug 14              |
| SKN   | 4:53.0   | Vernice Wattley         | St. John's     | 8 Jul 95   | BEL                | 8:49.31  | Veerle Dejaeghere        | Helsinki                       | 15 Jun 00              |
| SLE   | 4:33.5   | Agness Mansaray         | Freetown       | 26 Dec 12  | BEN                | 10:11.02 | Kabiratu Nassam Alassani | Ertvelde                       | 11 Jul 16              |
| SLO   | 4:02.13  | Sonja Roman             | Roma           | 10 Jul 09  | BER                | 9:48.65  | Merernette Bean          | Santo Domingo                  | 12 Jul 81              |
| SMR   | 4:35.59  | Monica Randi            | Bologna        | 9 May 98   | BHU                | 12:01.1  | Ugyen Pema               | Phuntsholing                   | 12 Dec 01              |
| SOL   | 4:52.63  | Sharon Firisua          | Melbourne      | 31 Oct 15  | BIH                | 9:05.42  | Marica Mršić             | Izmir                          | 25 Jun 83              |
| SOM   | 4:41.6   | Hacha Nour Hassan       | Al-Qâhira      | 28 Aug 82  | BIZ                | 10:13.5  | Sharette García          | Long Beach                     | 17 Feb 96              |
| SRB   | 4:04.77  | Amela Terzić            | Tallinn        | 12 Jul 15  | BLR                | 8:32.89  | Alesya Turova            | Paris                          | 6 Jul 01               |
| SRI   | 4:16.42  | Champika Dilrukshi      | Colombo        | 15 Nov 12  | BOL                | 9:16.03  | Niusha Mansilla          | Sevilla                        | 8 Jun 02               |
| STP   | 4:30.87  | Eurídice Semedo Borges  | Barcelona      | 25 Jul 00  | BOT                | 9:45.58  | Idah Simon Phorisa       | Maputo                         | 30 May 10              |
| SUD   | 4:12.01  | Ehsan Gibril Arbab      | Dar-es-Salaam  | 3/4 Jun 11 | BRA                | 9:02.37  | Delirde Maria Bernardi   | Linz                           | 4 Jul 94               |
| SUI   | 3:58.20  | Anita Weyermann         | Monaco         | 8 Aug 98   | BRN                | 8:28.87  | Maryam Yusuf Jamal       | Oslo                           | 29 Jul 05              |
| SUR   | 4:05.67  | Letitia Vriesde         | Tokyo          | 31 Aug 91  | BRU                | 11:36.5  | Roziah Lahing            | B. S. Begawan                  | 20 Mar 88              |
| SVK   | 4:02.99  | Lucia Klocová           | London         | 8 Aug 12   | BUL                | 8:30.59  | Daniela Yordanova        | Paris                          | 6 Jul 01               |
| SWE   | 3:56.60  | Abeba Aregawi           | Doha           | 10 May 13  | BUR                | 10:45.27 | Haygouma Bognanan        | Ouagadougou                    | 3/4 Jun 00             |
| SWZ   | 4:35.64  | Alphocinah Simelane     | Roma           | 3 Sep 87   | CAF                | 10:08.59 | Martine Bayo Hirchenhahn | Homburg                        | 1 Jun 00               |
| SYR   | 4:26.70  | Imane Mounir Al-Jallad  | Rabat          | 2 Aug 04   | CAM                | 11:43.8  | Sem Sophalnara           | Ho Chi Minh                    | 25 Oct 86              |
| TAN   | 4:09.71  | Anna Ndege              | Cork           | 6 Jul 02   | CAN                | 8:32.17  | Angela Chalmers          | Victoria, BC                   | 23 Aug 94              |
| TGA   | 4:40.33  | Vasa Tulahe             | Sydney         | 17 Feb 96  | CAY‡               | 9:35.52  | Michelle Bush            | Indianapolis                   | 16 Aug 87              |
| THA   | 4:22.58  | Sasithorn Chantanuhong  | Bangkok        | 10 Dec 85  | CGO                | 9:43.8   | Perpétue Malanda-Senda   | Pointe-Noire                   | 11 Aug 98              |
| TJK   | 4:06.42  | Alla Libutina           | Kyiv           | 26 Jul 82  | CHA                | 10:20.79 | Bibiro Ali Taher         | Bondoufle                      | 24 May 15              |
| TKM   | 4:23.44  | Marina Tutinina         | Moskva         | 10 Jun 91  | CHI‡               | 9:15.31  | Alejandra Ramos          | Valencia                       | 28 Jun 92              |
| TKS   | 5:06.60  | Beatrice Delancy        | Edmonton       | 11 Aug 78  | CHN                | 8:06.11  | Wang Junxia              | Beijing                        | 13 Sep 93              |
| TLS   | 4:37.30  | Agueda Fátima Amaral    | Jakarta        | 16 Jul 88  | CIV                | 10:09.1  | Caroline Aba             | Bouaké                         | 24 May 89              |
| TOG   | 4:36.08  | Direma Banasso          | Lagos          | 30 Jun 01  | CMR                | 9:15.43  | Florence Djépé           | Lisboa                         | 25 May 02              |
| TPE   | 4:22.8   | Lee Chiu-Hsia           | Bakersfield    | 17 May 75  | COD‡               | 10:13.84 | Francine Nzilampa        | Dreux                          | 13 Jul 01              |
| TTO   | 4:13.21  | Pilar McShine           | Ninove         | 27 Jul 13  | COK                | 11:06.03 | Akakoromaki Matepi       | Suva                           | 1 Sep 79               |
| TUN   | 4:06.38  | Habiba Ghribi           | Zagreb         | 2 Sep 14   | COL                | 9:04.79  | Muriel Coneo             | Río de Janeiro                 | 14 May 16              |
| TUR   | 3:55.33  | Süreyya Ayhan           | Bruxelles      | 5 Sep 03   | COM                | 11:37.22 | Tamra Ibouroi            | St Denis/REU                   | 18 Apr 15              |
| TUV   | 6:14.8   | Eleni Taulealea         | Funafuti       | 4 May 05   | CPV                | 10:01.09 | Sónia Lopes              | Ferrara                        | 19 Jun 03              |
| UAE   | 4:03.70  | Bethem Desalegn         | Beijing        | 18 May 16  | CRC                | 9:50.56  | Gabriela Traña           | Huelva                         | 8 Aug 04               |
| UGA   | 4:05.52  | Janet Achola            | Hengelo        | 27 May 12  | CRO                | 9:08.49  | Matea Parlov             | Zagreb                         | 8 Sep 15               |
| UKR   | 3:56.63  | Nadezhda Ralldugina     | Praha          | 18 Aug 84  | CUB                | 9:17.7   | Yudelkis Martínez        | Santa Clara                    | 1 Jul 04               |
| URU   | 4:12.61  | María Pía Fernández     | Río de Janeiro | 16 May 16  | CYP                | 9:02.18  | Andri Avraam             | Seoul                          | 23 Sep 88              |
| USA   | 3:56.29  | Shannon Rowbury         | Monaco         | 17 Jul 15  | CZE‡               | 8:51.69  | Kristiina Mäki           | Braunschweig                   | 21 Jun 14              |
| UZB   | 3:56.14  | Zamira Zaytseva         | Kyiv           | 27 Jul 82  | DEN                | 8:42.3   | Loa Olafsson             | Oslo                           | 27 Jun 78              |
| VAN   | 4:59.49  | Lilly Hunai             | Santa Rita     | 11 Jun 99  | DJI                | 11:17.00 | Madina Mahamoud Djama    | Djibouti                       | 10 Mar 16              |
| VEN   | 4:18.31  | María Osorio            | Río de Janeiro | 16 May 16  | DMA                | 10:51.83 | Dawn Williams            | Les Abymes                     | 30 Mar 86              |
| VIE   | 4:09.58  | Truong Thanh Hang       | Guangzhou      | 23 Nov 10  | DOM                | 9:25.60  | María Mancebo            | Ponce                          | 17 May 14              |
| VIN   | 4:20.78  | Bigna Samuel            | Walnut         | 17 Apr 94  | ECU‡               | 9:18.1   | Martha Tenorio           | Victoria, BC                   | 3 Jun 92               |
| YEM   | 5:20.14  | Bilqis Ahmed Sharaf     | Amman          | 12 Apr 08  | EGY                | 9:40.94  | Doha Hamdi Abbas         | El Maadi                       | 3 Aug 06               |
| ZAM   | 4:16.8   | Evelyn Musonda          | Luanshya       | 18 Aug 90  | ERI                | 8:58.55  | Meraf Bahta              | Lapinlahti                     | 21 Jul 13              |
| ZIM   | 4:07.82  | Julia Sakara            | Kuala Lumpur   | 21 Sep 98  | ESA                | 9:42.28  | Kriscia Lorena García    | Los Angeles                    | 8 Aug 84               |
| <i>Superior indoor bests not ratified by federation as absolute records (‡)</i> |          |                         |                |            | ESP                | 8:28.80  | Marta Domínguez          | Zürich                         | 11 Aug 00              |
| CAY   | 4:18.80  | Michelle Bush-Cuke      | New York       | 2 Mar 87   | EST                | 8:55.75  | Ille Kukk                | Donetsk                        | 8 Sep 84               |
| IRI   | 4:26.10  | Leila Ebrahimi          | Hanoi          | 31 Oct 09  | ETH‡               | 8:22.22  | Almaz Ayana              | Rabat                          | 14 Jun 15              |
| PLE   | 4:38.47  | Mayada Al-Sayad         | Berlin         | 24 Jan 15  |                    |          |                          |                                |                        |



| COUNTRY    | MARK            | NAME                          | VENUE             | DATE             | COUNTRY    | MARK            | NAME                      | VENUE             | DATE             |
|------------|-----------------|-------------------------------|-------------------|------------------|------------|-----------------|---------------------------|-------------------|------------------|
| FIJ        | 10:18.7         | Salome Tabuatalei             | Auckland          | 9 Feb 94         | MON        | 11:04.6         | Marie-Cécile Rivetta      | Nice              | 9 May 90         |
| FIN        | 8:41.30         | Päivi Tikkanen                | Tokyo             | 26 Aug 91        | MOZ        | 9:27.37         | Maria Mutola              | Springfield       | 8 Jun 91         |
| FRA        | 8:35.41         | Bouchra Ghezielle             | Paris (St. Denis) | 1 Jul 05         | MRI        | 9:14.37         | Josiane Nairac-Boullé     | Annaba            | 1 Sep 88         |
| FSM        | 11:52.84        | Atrian Ladore                 | Kolonia           | 24 Jul 02        | MTN        | 11:31.8         | Binta Dem                 | Nouakchott        | 27 Jul 12        |
| GAB        | 9:51.83         | Josiane Aboungone             | St. Maur          | 19 Jul 00        | MYA        | 9:04.56         | Khin Khin Htwe            | Hiroshima         | 11 Oct 94        |
| GAM        | 10:39.20        | Mam Touray                    | Banjul            | 11 Jun 16        | NAM        | 9:20.34         | Beata Naigambo            | Windhoek          | 14 Jan 12        |
| GBR        | 8:22.20         | Paula Radcliffe               | Monaco            | 19 Jul 02        | NCA        | 10:30.1         | Reyna Obando              | London            | 30 Aug 02        |
| GBS        | 10:48.7         | Suaila Sá                     | Caprino Veronese  | 4 Jul 12         | NED        | 8:29.38         | Sifan Hassan              | Bruxelles         | 5 Sep 14         |
| GEO        | 9:06.64         | Yelena Shapovalova            | Moskva            | 18 Jun 83        | NEP        | 9:48.14         | Raj Kumari Pandey         | Beijing           | 1 Oct 90         |
| GEQ        | 11:15.03        | Dolores Ángela Okenve Moyong  | Amposta           | 1 May 10         | NFI        | 10:26.80        | Naomi Gillett             | Suva              | 12 Jul 90        |
| GER        | 8:30.39         | Irina Mikitenko               | Zürich            | 11 Aug 00        | NGR        | 9:41.28         | Itsemhike Anwalimhobor    | Benin City        | 22 Mar 89        |
| GHA        | 9:31.97         | Lydia Moto                    | Lincoln           | 9 May 15         | NIG        | 10:28.09        | Rachida Mamane            | Bouaké            | 20 Jul 95        |
| GIB        | 10:18.7         | Emma Montiel                  | Walton            | 21 Jun 14        | NMI        | 12:23.2         | Danbi Choi                | Susupe            | 12 May 07        |
| GRE        | 8:53.95i        | Konstadína Efedáki            | Birmingham        | 18 Feb 05        | NOR        | 8:31.75         | Grete Waitz               | Oslo              | 17 Jul 79        |
| GRN        | 10:08.2         | Geraldine McQueen             | Port-of-Spain     | 31 Mar 91        | NRU        | 14:18.9         | Bianca Ika                | Bairiki           | 15 Jun 07        |
| GUA        | 9:42.33         | Elsa Monteroso                | Mar del Plata     | 30 Oct 94        | NZL        | 8:35.31         | Kim Smith                 | Monaco            | 25 Jul 07        |
| GUI        | 10:20.8         | Aïssata Bangoura              | Conakry           | 4 Aug 88         | <b>PAK</b> | <b>11:01.95</b> | <b>Myra Nur Lakdawala</b> | <b>Fresno</b>     | <b>22 Apr 17</b> |
| GUM†       | 10:02.77        | Debbie Cardenas               | Fayetteville      | 22 Apr 00        | PAN†       | 9:45.00         | Andrea María Ferris       | Uberlândia        | 26 May 10        |
| GUY        | 10:03.27        | Cassey George                 | Fort-de-France    | 20 Apr 14        | PAR        | 9:42.88         | María Caballero           | Asunción          | 30 Jan 16        |
| HAI        | 11:40.13        | Annie Lolagne                 | Orlando           | 29 Apr 06        | PER        | 9:18.45         | Soledad Torre             | Río de Janeiro    | 14 May 16        |
| HKG        | 9:14.00         | Chan Man Yee                  | Walnut            | 16 Apr 99        | PHI        | 9:48.5          | Marietta Tabangin-Magno   | Manila            | 27 Apr 90        |
| HON        | 10:46.3         | Gina L. Coello                | San José/CRC      | 9 Sep 89         | PLE        | 9:38.85         | Mayada Al-Sayad           | Berlin            | 24 Apr 16        |
| HUN        | 8:32.70         | Katalin Szentgyörgyi          | Paris             | 6 Jul 01         | PLW        | 9:55.83i        | Christina Wicker          | Boston            | 30 Jan 15        |
| INA        | 9:30.17         | Supriyati Sutono              | Manila            | 8 Jun 98         | PNG        | 10:12.7         | Rosemary Turare           | Exeter            | 2 Aug 93         |
| IND        | 9:04.5          | Suriya Loganathan             | New Delhi         | 24 Apr 16        | POL        | 8:31.69         | Lidia Chojecka            | Bruxelles         | 30 Aug 02        |
| IRI†       | 10:06.01        | Leila Ebrahimi                | Tehran            | 13 May 10        | POR        | 8:30.22         | Carla Sacramento          | Monaco            | 4 Aug 99         |
| IRL        | 8:21.64         | Sonia O'Sullivan              | London            | 15 Jul 94        | PRK        | 8:57.63         | Kim Chun Mae              | Beijing           | 1 Oct 90         |
| IRQ        | 9:30.0          | Maisaa Hussein Matrood        | Baghdad           | 27 Aug 93        | PUR        | 8:57.68         | Beverly Ramos             | Ponce             | 17 May 14        |
| ISL        | 8:58.00         | Ragnheidur Ólafsdóttir        | Baton Rouge       | 5 Jun 87         | PYF        | 9:34.63         | Stéphanie Nonotte         | Tourlaville       | 22 May 05        |
| ISR        | 9:19.52         | Nili Avramski                 | Beograd           | 22 Jun 02        | ROU        | 8:21.42         | Gabriela Szabo            | Monaco            | 19 Jul 02        |
| ISV        | 10:00.34i       | Ninfa Barnard                 | Birmingham, AL    | 22 Feb 14        | RSA        | 8:32.00†        | Elana Meyer               | Durban            | 29 Apr 91        |
| ITA        | 8:35.65         | Roberta Brunet                | Monaco            | 16 Aug 97        | RUS        | 8:22.62         | Tatyana Kazankina         | Leningrad         | 26 Aug 84        |
| IVB        | 10:53.1         | Lakeisha Warner               | Road Town         | 16 Mar 12        | RWA        | 8:59.90         | Marcianne Mukamurenzi     | Dijon             | 27 Jul 91        |
| JAM        | 8:37.07         | Yvonne Graham                 | Zürich            | 16 Aug 95        | SAM        | 13:07.16        | Faaofofia Siliato         | Apia              | 10 Sep 83        |
| JOR†       | 9:36.28         | Tamara Armoush                | Swansea           | 4 Jun 16         | SEN        | 10:07.31        | Mame Daba Mbengue         | Jesolo            | 18 Jun 16        |
| JPN        | 8:44.40         | Kayoko Fukushi                | Paris (St. Denis) | 5 Jul 02         | SEY        | 10:17.8         | Margaret Morel            | Victoria/SEY      | 15 Nov 81        |
| KAZ        | 8:48.2          | Natalya Sorokivskaya          | Odessa            | 20 Aug 88        | SGP        | 9:56.6          | Kandasamy Jayamani        | Köln              | 18 Aug 82        |
| KEN        | 8:20.68         | Hellen Obiri                  | Doha              | 9 May 14         | SKN        | 10:26.0         | Elvina Huggins            | Basseterre        | 25 Jun 93        |
| KGZ        | 9:05.18         | Irina Bogachova               | Bryansk           | 17 Jul 87        | SLE        | 10:10.9         | Hannah Bantamoi           | Freetown          | 26 Dec 81        |
| KIR        | 12:31.2         | Banrenga Baikia               | Bairiki           | 8 Jul 04         | SLO†       | 8:50.71         | Helena Javornik           | Bydgoszcz         | 8 Jul 00         |
| KOR        | 9:00.30         | Jung Young-Im                 | Seoul             | 19 Sep 92        | SMR        | 10:35.7         | Monica Randi              | Bologna           | 20 Jul 95        |
| <b>KOS</b> | <b>10:22.75</b> | <b>Luljeta Zhegrova-Shala</b> | <b>Elbasan</b>    | <b>24 May 17</b> | SOL        | 10:26.01        | Sharon Firisua            | Melbourne         | 6 Feb 16         |
| KSA        | 11:27.30        | Sarah Attar                   | Northridge        | 16 Mar 13        | SOM        | 10:15.2         | Hacha Nour Hassan         | Al-Qâhira         | 26 Aug 82        |
| KUW        | 12:17.1         | Dana Yousef Al-Nasrallah      | Southridge        | 20 Apr 05        | SRB        | 8:53.78         | Breda Pergar              | Bucureşti         | 26 Jul 81        |
| LAO        | 10:51.73        | Lodkeo Inthakoumman           | Oudomxay          | 12 Dec 14        | SRI        | 9:41.44         | Kusumalatha Samarakoon    | Colombo           | 22 Oct 95        |
| LAT        | 8:42.86         | Jelena Prokopčuka             | Stockholm         | 25 Jul 06        | STP†       | 9:56.5          | Celma Bonfim Soares       | Lisboa            | 24 Apr 16        |
| LBA        | 11:46.7         | Khawla Marzouk Souihi         | Tripoli           | 10 Jun 03        | SUD        | 9:13.77         | Kalamaya Mana Durka       | Rovereto          | 1 Sep 09         |
| LBN†       | 9:48.00         | Nadia Dagher                  | Berlin            | 19 May 16        | SUI        | 8:35.83         | Anita Weyermann           | Roma              | 7 Jul 99         |
| LBR        | 9:58.73         | Fatimoh Muhammed              | San Diego         | 15 Mar 08        | SUR†       | 9:15.64         | Letitia Vriesde           | Leiden            | 18 May 91        |
| LCA        | 10:14.14        | Nessa Paul                    | Bloomington       | 6 May 04         | SVK        | 8:56.49         | Jana Kuceríková           | Cork              | 8 Jul 86         |
| LES        | 9:33.75         | Blandina Makatisi             | Parow             | 14 Dec 13        | SWE†       | 8:43.08         | Meraf Bahta               | Doha              | 6 May 16         |
| LIE        | 9:23.12         | Helen Ritter                  | Koblentz          | 29 Aug 84        | SWZ        | 9:59.2          | Dudu Simelane             | Maputo            | 9 Jun 07         |
| LTU        | 8:39.25         | Regina Čistiakova             | Moskva            | 6 Jul 86         | SYR        | 9:55.9          | Imane Mounir Al-Jallad    | Al-Qâhira         | 2 Nov 06         |
| LUX        | 9:12.87         | Danièle Kaber                 | Koblentz          | 6 Aug 86         | TAN        | 8:39.91         | Zakia Mohamed Mrisho      | Zürich            | 19 Aug 05        |
| MAC        | 10:39.99        | Hoi Long                      | Macao             | 20 Jul 13        | TGA        | 10:47.2         | Vasa Tulahe               | Canberra          | 23 Jan 96        |
| MAD†       | 9:32.04         | Marie-Éliane Saholinirina     | Sotteville        | 6 May 12         | THA†       | 10:04.41        | Saifon Piawong            | Jakarta           | 16 Jun 96        |
| MAR        | 8:26.48         | Zahra Ouaziz                  | Zürich            | 11 Aug 99        | TJK        | 8:35.74         | Alla Libutina             | Kyiv              | 25 Jul 82        |
| MAS        | 9:18.42         | Palaniappan Jayanthi          | Stuttgart         | 14 Aug 93        | TKM        | 9:36.36         | Marina Tutinina           | Alma Ata          | 7 Sep 91         |
| MAW        | 9:11.89         | Catherine Chikwakwa           | Stockholm         | 25 Jul 06        | TKS        | 10:59.56        | Shannika Williams         | Providenciales    | 8 Apr 07         |
| MDA        | 8:29.36         | Svetlana Guskova              | Kyiv              | 25 Jul 82        | TLS        | 9:41.94         | Agueda Fátima Amaral      | Jakarta           | 3 Dec 91         |
| MDV        | 12:03.2         | Fathmath Hashma Abdul Aziz    | Malé              | 28 Dec 05        | TOG        | 10:06.67        | Ablavi Adoki Atchadé      | Abidjan           | 3 Apr 12         |
| MEX        | 8:53.53         | Adriana Fernández             | Portland          | 25 Jun 00        | TPE        | 9:37.68         | Lee Su-Mei                | Bloomington       | 24 Jun 79        |
| MGL        | 9:57.6          | Chuluunkhuu Shinetsetseg      | Ulaanbaatar       | 26 Jul 10        | TTO        | 9:18.29         | Pilar McShine             | Tallahassee       | 9 Apr 10         |
| MHL        | 13:24.3         | Emy Trumbell                  | Laura             | 5-7 May 05       | TUN†       | 8:52.06         | Habiba Ghribi             | Franconville      | 28 Apr 13        |
| MKD        | 9:49.83         | Daniela Kuleska               | Thiva             | 12 Jul 03        | TUR        | 8:31.94         | Elvan Abeylegesse         | Bruxelles         | 30 Aug 02        |
| MLI        | 10:36.80        | Mamou Diallo                  | Banjul            | 11 Jun 16        | TUV        | 15:32.2         | Florida Jiro              | Vaitupu           | 8 Apr 11         |
| MLT        | 9:39.97         | Mamul Galea                   | Dublin            | 11 Jun 94        | UAE†       | 8:53.75         | Bethem Desalegn           | Stockholm         | 30 Jul 15        |
| MNE        | 9:24.69         | Sladana Perunović             | Stara Zagora      | 27 Jul 13        | UGA        | 8:46.29         | Dorcus Inzikuru           | Paris (St. Denis) | 4 Jul 03         |
| MNT        | 11:31.8         | Judith Allen                  | St. John's        | 8 May 88         | UKR        | 8:26.53         | Tatyana Samolyenko        | Seoul             | 25 Sep 88        |



| COUNTRY  | MARK            | NAME                      | VENUE             | DATE             | COUNTRY | MARK     | NAME                     | VENUE             | DATE      |
|--|-----------------|---------------------------|-------------------|------------------|---------|----------|--------------------------|-------------------|-----------|
| URU  | 9:38.71         | Elena Guerra              | Mar del Plata     | 11 Apr 04        | BOL     | 16:14.03 | Niusha Mansilla          | Santiago/CHI      | 29 Apr 00 |
| USA  | 8:25.83         | Mary Slaney               | Roma              | 7 Sep 85         | BOT     | 16:24.10 | Onneile Dintwe           | Durban            | 6 Feb 09  |
| UZB  | 8:26.78         | Svetlana Ulmasova         | Kyiv              | 25 Jul 82        | BRA     | 15:18.85 | Simone Alves da Silva    | São Paulo         | 20 May 11 |
| VAN  | 11:09.2         | Lily lawantak             | Port Vila         | 4 Sep 01         | BRN     | 14:51.68 | Maryam Yusuf Jamal       | Hengelo           | 29 May 05 |
| VEN  | 9:34.93         | Joselyn Daniely Brea      | Vigo              | 27 Mar 16        | BRU     | 23:51.32 | Safria Fahanina Yayan    | B. S. Begawan     | 22 Jun 08 |
| VIE‡   | 9:50.3          | Nguyen Thi Xuan Thanh     | Hanoi             | 2 May 97         | BUL     | 14:56.95 | Daniela Yordanova        | Sydney            | 25 Sep 00 |
| VIN  | 9:31.37         | Bigna Samuel              | Walnut            | 16 Apr 94        | BUR     | 17:43.7  | Samatou Tindé            | Ouagadougou       | 11 Jul 15 |
| YEM  | 11:35.0         | Bilqis Ahmed Sharaf       | Aleppo            | 22 Jul 09        | CAF     | 17:48.09 | Martine Bayo Hirchenhahn | Obernal           | 1 Jul 00  |
| ZAM‡   | 9:40.8+         | Miriam Kaumba             | Austin            | 7 Apr 05         | CAM     | 20:02.90 | Mey Jou Heng             | Singapore         | 14 Jul 16 |
| ZIM  | 8:57.69         | Julia Sakara              | Stuttgart         | 14 Aug 93        | CAN     | 14:54.98 | Courtney Babcock         | Paris (St. Denis) | 30 Aug 03 |
| <i>Alternative outdoor bests for federation ratifying indoor marks as absolute records (i)</i> |                 |                           |                   |                  |         |          |                          |                   |           |
| GRE  | 8:55.77         | Konstadína Efedáki        | Linz              | 23 Aug 05        | CAY     | 19:03.4  | Nicola Jordan            | Visby             | 30 Jun 99 |
| ISV  | 10:11.44        | Jackie Morgan             | San Diego         | 10 Apr 99        | CGO     | 17:14.27 | Jodelle Ossou Wakeyi     | Brazzaville       | 20 May 12 |
| PLW  | 12:36.74        | Avon Grace Mazo           | Koror             | 26 Apr 03        | CHA     | 17:32.71 | Bibiro Ali Taher         | Durban            | 23 Jun 16 |
| <i>Superior indoor bests not ratified by federation as absolute records (‡)</i>                |                 |                           |                   |                  |         |          |                          |                   |           |
| <b>ALB</b>   | <b>8:52.53</b>  | <b>Luiza Gega</b>         | <b>Eaubonne</b>   | <b>10 Feb 17</b> | CHI     | 15:51.45 | Erika Olivera            | Río de Janeiro    | 20 May 00 |
| ARU  | 10:24.79        | Cornelia Melis            | Indianapolis      | 7 Mar 87         | CHN     | 14:28.09 | Jiang Bo                 | Shanghai          | 23 Oct 97 |
| AZE  | 8:49.65         | Layes Abdullayeva         | Doha              | 12 Mar 10        | CIV     | 17:51.8  | Maferima Traoré          | Bouaké            | 3 Jun 95  |
| <b>BAH</b>   | <b>10:25.22</b> | <b>Jennaya Hield</b>      | <b>Landover</b>   | <b>18 Feb 17</b> | CMR     | 16:31.08 | Thérèse Ngono Etoundi    | Beyrouth          | 5 Oct 09  |
| CAY  | 9:28.99         | Michelle Bush             | West Point        | 22 Feb 87        | COD     | 17:07.87 | Francine Nzilampa        | Edwardsville      | 23 May 09 |
| CHI  | 9:15.22         | Alejandra Ramos           | Toronto           | 13 Mar 93        | COK     | 20:57.39 | Serena Francis           | Middlegate        | 12 Dec 01 |
| <b>COD</b>   | <b>9:50.07</b>  | <b>Francine Nzilampa</b>  | <b>Seattle</b>    | <b>14 Jan 17</b> | COL     | 15:35:30 | Carolina Tabares         | Trujillo          | 28 Nov 13 |
| CZE  | 8:49.15         | Andrea Šuldesová          | Erfurt            | 3 Feb 99         | COM     | 21:30.12 | Frahaty Ali M'Sa         | Victoria/SEY      | 11 Aug 11 |
| ECU  | 9:13.68         | Janeth Caizalitin-Alder   | Indianapolis      | 9 Mar 96         | CPV     | 17:41.29 | Sónia Lopes              | Mestre            | 6 Jun 04  |
| ETH  | 8:16.60         | Genzebe Dibaba            | Stockholm         | 6 Feb 14         | CRC     | 17:15.20 | Gabriela Traña           | Huelva            | 7 Aug 04  |
| GUM  | 9:51.76         | Sloan Siegrist            | Boston            | 10 Feb 06        | CRO     | 15:59.48 | Lisa Stubić              | Pula              | 2 Mar 13  |
| IRI  | 9:51.08         | Leila Ebrahimi            | Hanoi             | 2 Nov 09         | CUB*    | 15:59.44 | Yudileyvis Castillo      | Toronto           | 21 Jul 15 |
| <b>JOR</b>   | <b>9:27.68</b>  | <b>Tamara Armoush</b>     | <b>Sheffield</b>  | <b>11 Feb 17</b> | CYP     | 16:13.25 | Andri Avraam             | Hengelo           | 14 Aug 88 |
| LBN  | 9:52.98         | Maria Pia Nehmé           | Montreal          | 23 Jan 15        | CZE     | 15:31.15 | Kristiina Mäki           | Sligo             | 23 Jun 16 |
| MAD  | 9:32.02         | Marie-Éliane Saholinirina | Eaubonne          | 10 Feb 15        | DEN*    | 15:08.8  | Loa Olafsson             | København (S)     | 30 May 78 |
| PAN  | 9:19.39         | Rolanda Bell              | Boston            | 30 Jan 15        | DOM     | 16:22.28 | María Mancebo            | Ponce             | 11 Apr 14 |
| SLO  | 8:47.49         | Helena Javornik           | Stuttgart         | 3 Feb 02         | ECU     | 15:49.33 | María Balvina Pastuñá    | Lima              | 14 Jun 15 |
| STP  | 9:48.97         | Celma Bonfim Soares       | Espinho           | 3 Feb 08         | EGY     | 17:12.2  | Sarah Ahmed Abou Hassan  | Damascus          | 12 Sep 04 |
| SUR  | 9:07.08         | Letitia Vriesde           | Den Haag          | 31 Jan 93        | ERI     | 15:16.25 | Simret Sultan            | Beijing           | 19 Aug 08 |
| <b>SWE</b>   | <b>8:43.00</b>  | <b>Meraf Bahta</b>        | <b>Birmingham</b> | <b>18 Feb 17</b> | ESA     | 16:37.88 | Elizabeth Guerrini       | Des Moines        | 22 Apr 04 |
| THA  | 9:46.55         | Jane Vangvorachoti        | New York          | 15 Feb 13        | ESP     | 14:44.95 | Julia Vaquero            | Oslo              | 5 Jul 96  |
| TUN  | 8:46.61         | Habiba Ghribi             | Birmingham        | 21 Feb 15        | EST     | 15:30.84 | Ille Kukk                | Leningrad         | 1 Aug 85  |
| UAE  | 8:46.54         | Bethem Desalegn           | Hangzhou          | 16 Feb 14        | ETH     | 14:11.15 | Tirunesh Dibaba          | Oslo              | 6 Jun 08  |
| VIE  | 9:36.38         | Bui Thi Hien              | Macao             | 1 Nov 07         | FIJ     | 18:22.6  | Salome Tabuatalei        | Suva              | 27 May 95 |
| ZAM  | 9:15.43         | Miriam Kaumba             | Lincoln           | 17 Feb 06        | FIN     | 14:56.22 | Annemari Sandell         | Stockholm         | 8 Jul 96  |
| <b>5000 Metres</b>   |                 |                           |                   |                  |         |          |                          |                   |           |
| AFG‡   |                 | See indoor footnote       |                   |                  | FRA     | 14:43.90 | Margaret Maury           | Bruxelles         | 3 Sep 04  |
| ALB  | 15:46.89        | Luiza Gega                | Tiranë            | 11 Jun 14        | FSM     | 21:52.2  | Monie Wesner             | San Antonio/NMI   | 12 Jul 90 |
| ALG  | 15:07.49        | Souad Ait Salem           | Paris (St. Denis) | 8 Jul 06         | GAB     | 17:04.70 | Josiane Aboungone        | St. Maur          | 12 Jul 00 |
| AND  | 17:19.43        | Silvia Felipo             | Igualada          | 29 Jun 02        | GBR     | 14:29.11 | Paula Radcliffe          | Bydgoszcz         | 20 Jun 04 |
| ANG  | 16:02.0         | Ernestina Paulino         | Luanda            | 3 Aug 08         | GBS     | 19:11.59 | Suaila Sá                | Trento            | 22 Jul 14 |
| ANT  | 16:56.42        | Janil Williams            | Victoria, BC      | 11 Aug 00        | GEO     | 16:38.8  | Nana Gatanaidze          | Tbilisi           | 18 Jul 00 |
| ARG  | 15:43.36        | Rosa Godoy                | Buenos Aires      | 2 Jun 11         | GEQ     | 19:07.4  | Susana Esono Edu         | Malabo            | 7 Feb 98  |
| ARM  | 17:18.12        | Nune Avagian              | Kyiv              | 15 Sep 90        | GER     | 14:42.03 | Irina Mikitenko          | Berlin            | 7 Sep 99  |
| ARU*   | 18:39.6         | Cornelia Melis            | Middelburg        | 6 Jul 91         | GHA     | 16:31.8  | Millicent Boadi          | Kumasi            | 30 Jul 99 |
| ASA  | 21:07.8         | Paula Stevenson           | Pago Pago         | May 91           | GIB     | 18:03.98 | Kim Baglietto            | St Clement        | 3 Jul 15  |
| AUS  | 14:47.60        | Benita Johnson            | Berlin            | 6 Sep 02         | GRE     | 15:04.03 | Maria Protópappa         | Bruxelles         | 25 Aug 06 |
| AUT  | 15:10.54        | Susanne Pumper            | London            | 22 Jul 01        | GUA‡    | 17:03.41 | Elsa Monterroso          | San Salvador      | 5 Dec 02  |
| AZE  | 15:29.47        | Layes Abdullayeva         | Ostrava           | 17 Jul 11        | GUI     | 21:58.24 | Kenza Marques-Sylla      | Kumasi            | 9 Jun 00  |
| BAH  | 18:05.25        | Hughnique Rolle           | Bethlehem         | 28 Apr 12        | GUM     | 17:13.33 | Debbie Cardenas          | Stanford          | 29 Mar 02 |
| BAN  | 21:17.60        | Sumi Akter                | Guwahati          | 9 Feb 16         | GUY     | 17:42.52 | Abidemi Charles          | Macomb            | 3 May 03  |
| BAR  | 18:40.00        | Yvette Mayers             | New Orleans       | 17 Apr 98        | HAI‡    | 22:34.28 | Mathilde Saint-Hilaire   | San Salvador      | 21 Jun 08 |
| <b>BDI</b>   | <b>15:41.94</b> | <b>Cavoline Nahimana</b>  | <b>Carquefou</b>  | <b>23 Jun 17</b> | HKG     | 15:45.87 | Chan Man Yee Ropper      | Stanford          | 3 May 02  |
| BEL  | 15:10.24        | Almenesh Belete           | London            | 7 Aug 12         | HON     | 17:58.96 | Magda Milady Castillo    | La Habana         | 25 Apr 04 |
| BEN  | 17:00.05        | Kabiratu Nassam Alassani  | Bruxelles         | 26 Jun 16        | HUN     | 15:02.00 | Katalin Szentgyörgyi     | Hengelo           | 2 Jun 02  |
| BER  | 16:40.31        | Ashley Estwanik           | Hamilton          | 15 Jun 12        | INA     | 15:54.32 | Triyaningsih             | Nakhon Ratchasima | 8 Dec 07  |
| BIH  | 15:53.45        | Mirsada Burić-Adam        | Walnut            | 14 Apr 95        | IND     | 15:15.89 | Preeja Sreedharan        | Guangzhou         | 26 Nov 10 |
| BIZ  | 19:40.28        | Melissa Henderson         | San José/CRC      | 3 Jun 05         | IRI     | 17:40.01 | Leila Ebrahimi           | Kobe              | 9 Jul 11  |
| BLR  | 14:47.75        | Olga Kravtsova            | Helsinki          | 13 Aug 05        | IRL     | 14:41.02 | Sonia O'Sullivan         | Sydney            | 25 Sep 00 |
|  |                 |                           |                   |                  | IRQ     | 16:39.3  | Maisaa Hussein Matrood   | Baghdad           | 6 May 94  |
|  |                 |                           |                   |                  | ISL*    | 15:55.91 | Martha Ernstsóttir       | Hechtel           | 30 Jul 94 |
|  |                 |                           |                   |                  | ISR‡    | 16:08.83 | Maor Tiyouri             | Walnut            | 17 Apr 15 |
|  |                 |                           |                   |                  | ISV     | 17:31.37 | Jackie Morgan            | Tampa             | 10 Jul 99 |
|  |                 |                           |                   |                  | ITA     | 14:44.50 | Roberta Brunet           | Köln              | 16 Aug 96 |
|  |                 |                           |                   |                  | JAM     | 15:07.91 | Yvonne Graham            | Berlin            | 1 Sep 95  |
|  |                 |                           |                   |                  | JOR     | 17:44.8  | Amal Al-Matari           | Baghdad           | 23 Apr 97 |
|  |                 |                           |                   |                  | JPN     | 14:53.22 | Kayoko Fukushi           | Roma              | 8 Jul 05  |

| COUNTRY    | MARK            | NAME                       | VENUE                | DATE             | COUNTRY   | MARK  | NAME                      | VENUE             | DATE             |
|------------|-----------------|----------------------------|----------------------|------------------|---|---|---------------------------|-------------------|------------------|
| KAZ        | 15:16.83        | Natalya Sorokivskaya       | Moskva               | 5 Sep 88         | SSD   | 18:27.53  | Falicia Oyo               | Durban            | 23 Jun 16        |
| <b>KEN</b> | <b>14:18.37</b> | <b>Hellen Obiri</b>        | <b>Roma</b>          | <b>8 Jun 17</b>  | STP   | 17:25.99  | Celma Bonfim Soares       | Beijing           | 19 Aug 08        |
| <b>KGZ</b> | <b>15:00.42</b> | <b>Darya Maslova</b>       | <b>Baku</b>          | <b>18 May 17</b> | SUD   | 16:01.25  | Hind Roko Musa            | Alger             | 24 Jun 04        |
| KIR        | 21:09.36        | Ruti Ioneba                | Nikao                | 22 Sep 09        | SUI   | 14:59.28  | Anita Weyermann           | Roma              | 5 Jun 96         |
| KOR        | 15:38.60        | Youm Ko-Eun                | Changwon             | 10 May 10        | SUR   | 19:01.53  | Ilsida Toemere            | Río de Janeiro    | 22 Jul 11        |
| KOS        | 17:54.5         | Myrvete Përvetica          | Mitrovicë            | 14/15 Jun 03     | SVK   | 15:43.67  | Alena Močariová           | Gruziadz          | 21 Jun 88        |
| LAO        | 17:45.55        | Lodkeo Inthakoumman        | Nay Pyi Taw          | 17 Dec 13        | SWE   | 14:49.95  | Meraf Bahta               | Rabat             | 22 May 16        |
| LAT        | 14:47.71        | Jelena Čelnova-Prokopčuka  | Stockholm            | 1 Aug 00         | SWZ   | 17:30.04  | Priscilla Mamba           | Sydney            | 22 Sep 00        |
| LBN        | 16:53.89        | Nadia Dagher               | Koblenz              | 25 May 16        | SYR   | 17:03.6   | Zeinab Bakour             | Damascus          | 16 Aug 00        |
| LBR        | 18:35.02        | Eunice Jones               | Winston-Salem        | 16 Mar 12        | TAN   | 14:43.87  | Zakia Mohamed Mrisho      | Helsinki          | 13 Aug 05        |
| LCA        | 18:13.22        | Nessa Paul                 | Louisville           | 29 May 04        | TGA   | 19:34.12  | Vasa Tulahe               | Townsville        | 30 Nov 96        |
| LES        | 16:47.24        | Blandina Makatisi          | Sasolburg            | 15 Mar 14        | THA   | 17:09.59  | Patcharee Chaitongsri     | Hanoi             | 10 Dec 03        |
| LIE*       | 18:35.42        | Carmen Senti               | Reykjavík            | 6 Jun 97         | <b>TJK</b>  | <b>17:47.55</b>   | <b>Mehrangez Nazarova</b> | <b>Almaty</b>     | <b>25 Jun 17</b> |
| LTU        | 15:28.66        | Inga Juodeškienė           | Heusden              | 5 Aug 00         | TKM   | 16:59.1   | Anna Markelova            | Ashkhabad         | 25 Apr 98        |
| LUX        | 15:42.38        | Danièle Kaber              | Bruxelles            | 5 Sep 86         | TLS   | 17:08.87  | Agueda Fátima Amaral      | Jakarta           | 24 Oct 89        |
| MAC        | 18:28.6         | Hoi Long                   | Taipei               | 4 Oct 15         | TOG   | 17:10.11  | Ablavi Adoki Atchadé      | Lomé              | 15 May 11        |
| MAD        | 16:20.30        | Clarisse Rasoarizay        | St. Paul/REU         | 13 Aug 98        | TPE   | 16:25.21  | Hsu Yu-Fang               | Taichung          | 27 Oct 09        |
| MAR        | 14:32.08        | Zahra Ouaziz               | Berlin               | 1 Sep 98         | TTO‡  | 16:19.17  | Tonya Nero                | Wichita           | 16 Apr 11        |
| MAS        | 16:18.12        | Yuan Yufang                | Jakarta              | 13 Oct 97        | TUN   | 15:59.98  | Soulef Bouguerra          | Radès             | 12 Jul 03        |
| MAW        | 15:36.22        | Catherine Chikwakwa        | Grosseto             | 13 Jul 04        | TUR   | 14:24.68  | Elvan Abeylegesse         | Bergen            | 11 Jun 04        |
| MDA        | 15:02.12        | Svetlana Guskova           | Tallinn              | 21 Jun 86        | <b>UAE</b>  | <b>15:00.45</b>   | <b>Alia Mohamed Saeed</b> | <b>Baku</b>       | <b>18 May 17</b> |
| MDV        | 20:45.7         | Mariyam Inaya Farooq       | Faluahmalah          | 9 Jun 10         | UGA   | 15:05.30  | Dorcus Inzikuru           | Heusden           | 31 Jul 04        |
| MEX        | 15:04.32        | Adriana Fernández          | Gresham              | 17 May 03        | UKR   | 14:59.26  | Natalya Berkut            | Moskva            | 12 Jun 04        |
| MGL        | 16:11.10        | Munkhaya Bayartsogt        | Incheon              | 2 Oct 14         | URU   | 16:46.65  | Elena Guerra              | Montevideo        | 18 Apr 04        |
| MHL        | 21:32.75        | Haley Nemra                | Koror                | 5 Aug 10         | USA   | 14:38.92  | Shannon Rowbury           | Bruxelles         | 9 Sep 16         |
| MKD        | 18:36.46        | Katerina Dimeska           | Kavala               | 1 Jul 00         | UZB   | 15:05.50  | Svetlana Ulmasova         | Moskva            | 8 Jul 86         |
| MLI        | 18:18.40        | Sitan Bouaré               | Niamey               | 16 May 10        | VAN   | 20:26.9   | Serah Kausir              | Lenakel           | 22 Aug 03        |
| MLT        | 16:43.8         | Carol Galea                | Marsa                | 8 Apr 95         | VEN   | 16:13.80  | Joselyn Daniely Brea      | Gijón             | 24 Jul 16        |
| MNE        | 16:25.91        | Slađana Perunović          | Reykjavík            | 19 Jun 11        | VIE   | 16:12.73  | Doan Nu Truc Van          | Hanoi             | 10 Dec 03        |
| MOZ        | 16:58.22        | Leonor Piuza               | Maia                 | 12 Jul 03        | YEM   | 20:22.02  | Malayeen Al-Shalabi       | Sharjah           | 4 Feb 14         |
| MRI        | 17:05.1         | Josiane Nairac-Boullé      | Réduit               | 10 Apr 89        | ZAM   | 15:47.58  | Miriam Kaumba             | Stanford          | 1 May 05         |
| MYA        | 16:06.01        | Phyu War Thet              | Nay Pyi Taw          | 17 Dec 13        | ZIM   | 15:40.43  | Samukeliso Moyo           | Adelaide          | 8 Mar 00         |
| NAM        | 15:44.53        | Helalia Johannes           | Gaborone             | 2 Jun 13         | <i>Alternative outdoor best for federation ratifying indoor marks as absolute records (i)</i> |   |                           |                   |                  |
| NCA        | 18:01.70        | Aldy Villalobos            | Managua              | 30 Aug 09        | NZL   | 14:45.93  | Kim Smith                 | Roma              | 11 Jul 08        |
| <b>NED</b> | <b>14:41.24</b> | <b>Sifan Hassan</b>        | <b>Eugene</b>        | <b>26 May 17</b> | <i>Superior indoor bests not ratified by federation as absolute records (‡)</i>               |   |                           |                   |                  |
| NEP        | 16:49.98        | Kanchi Maya Koju           | Guangzhou            | 26 Nov 10        | <b>AFG</b>  | <b>25:40.14</b>   | <b>Yalda Amini</b>        | <b>Helsinki</b>   | <b>9 Apr 17</b>  |
| NFI        | 25:35.0         | Virginia Christian-Bailey  | Middlegate           | 7 Nov 92         | <b>GUA</b>  | <b>16:58.96</b>   | <b>Evelyn Chávez</b>      | <b>Notre Dame</b> | <b>3 Feb 17</b>  |
| NGR        | 15:47.6         | Aminat Olowora             | Portland             | 23 Jun 16        | HAI   | 20:43.87  | Dieunise Désir            | Collegeville      | 6 Dec 14         |
| NIG        | 18:15.7         | Rachida Mamane             | Cotonou              | 20 May 95        | ISR   | 16:07.77  | Maor Tiyouri              | Seattle           | 12 Feb 16        |
| NMI        | 19:24.18        | Noriko Jim-Nasuhara        | Susupe               | 26 Jun 06        | TTO   | 16:01.69  | Tonya Nero                | Ames              | 12 Feb 11        |
| NOR        | 14:37.33        | Ingrid Kristiansen         | Stockholm            | 5 Aug 86         | <b>Notes (*)</b>  |   |                           |                   |                  |
| NZL        | 14:39.89i       | Kim Smith                  | New York             | 27 Feb 09        | ARU   | 18:01.0 Cornelia Melis Vlissingen 31 May 89 – mixed race                                      |                           |                   |                  |
| <b>PAK</b> | <b>19:01.95</b> | <b>Myra Nur Lakdawala</b>  | <b>San Francisco</b> | <b>25 Feb 17</b> | CUB   | 15:34.94 Yesenia Centeno Sevilla 7 Jul 03 – not ratified by federation                        |                           |                   |                  |
| PAN        | 16:24.75        | Rolanda Bell               | Philadelphia         | 26 Apr 14        | DEN   | Official record set in mixed race. Alternative best: 15:22.95 Gitte Karlshøj Berlin 27 Aug 93 |                           |                   |                  |
| PAR        | 16:13.28        | Carmen Patricia Martínez   | São Paulo            | 3 Aug 14         | ISL   | 15:53.5 Martha Ernsdóttir Essen 4 Aug 91 – mixed race   |                           |                   |                  |
| PER        | 15:30.63        | Inés Melchor               | Trujillo             | 28 Nov 13        | LIE   | 18:12.53 Nicole Klingler Friedrichshafen 25 Jul 14 – mixed race                               |                           |                   |                  |
| PHI        | 16:40.81        | Mercedita Manipol          | Hanoi                | 10 Dec 03        | PNG   | 18:09.30 Rosemary Omundsen Flein 26 Jul 95 – mixed race                                       |                           |                   |                  |
| <b>PLE</b> | <b>16:18.34</b> | <b>Mayada Al-Sayad</b>     | <b>Berlin</b>        | <b>29 Apr 17</b> | SGP   | Thought to be a mixed race  |                           |                   |                  |
| PLW        | 18:21.79        | Christina Wicker           | Cambridge, MA        | 4 Apr 15         | <b>10,000 Metres</b>  |   |                           |                   |                  |
| PNG*       | 18:18.1         | Rosemary Omundsen          | Lae                  | 30 Jun 95        | <b>ALB</b>  | <b>33:31.00</b>   | <b>Luiza Gega</b>         | <b>Elbasan</b>    | <b>25 Apr 17</b> |
| POL        | 15:04.88        | Lidia Chojecka             | Berlin               | 6 Sep 02         | ALG   | 32:13.15  | Souad Ait Salem           | Mataró            | 23 Jul 04        |
| POR        | 14:36.45        | Fernanda Ribeiro           | Hechtel              | 22 Jul 95        | AND   | 36:38.60  | Sílvia Felipo             | Mataró            | 19 Mar 05        |
| PRK        | 15:37.5         | Ham Bong Sil               | Pyongyang            | 30 Apr 02        | ANG   | 35:06.9   | Ernestina Paulino         | Luanda            | 2 Aug 08         |
| PUR        | 15:46.65        | Beverly Ramos              | Stanford             | 4 Apr 14         | ARG   | 32:51.10  | Rosa Godoy                | Buenos Aires      | 5 Jun 11         |
| PYF        | 18:05.66        | Vaité Bounhoure            | Dunedin              | 21 Mar 03        | ARM   | 36:12.00  | Nune Avagian              | Krasnodar         | 30 May 91        |
| ROU        | 14:31.48        | Gabriela Szabo             | Berlin               | 1 Sep 98         | ARU   | 38:23.0   | Cornelia Melis            | Indianapolis      | 13 Aug 87        |
| RSA        | 14:44.05        | Elana Meyer                | Hechtel              | 22 Jul 95        | ASA   | 45:34.6   | Rose Siaoosi              | Utulei            | 11 Apr 92        |
| RUS        | 14:23.75        | Liliya Shobukhova          | Kazan                | 19 Jul 08        | AUS   | 30:37.68  | Benita Johnson            | Paris (St. Denis) | 23 Aug 03        |
| <b>RWA</b> | <b>15:34.91</b> | <b>Salomé Nyirarukundo</b> | <b>Nijmegen</b>      | <b>2 Jun 17</b>  | AUT   | 32:12.33  | Susanne Pumper            | Salzburg          | 7 May 05         |
| SAM        | 19:42.0         | Mele Steiner               | Auckland             | 15 Feb 83        | AZE   | 32:18.05  | Layes Abdullayeva         | Ostrava           | 15 Jul 11        |
| SEN        | 17:41.37        | Raïssa Djihounouck         | Dakar                | 18 Jun 10        | BAH   | 45:50.79  | Jennaya Hield             | Towson            | 29 Mar 15        |
| SEY        | 18:17.7         | Phylis Labonne             | Victoria/SEY         | 14 Apr 07        | BDI   | 31:28.69  | Diane Nukuri              | Río de Janeiro    | 12 Aug 16        |
| SGP*       | 17:35.3         | Yvonne Danson Tan          | Singapore            | 2 Mar 97         |   |   |                           |                   |                  |
| SLE        | 17:19.9         | Mamie Konneh-Lahun         | Freetown             | 26 Dec 12        |   |   |                           |                   |                  |
| SLO        | 15:15.40        | Helena Javornik            | Hechtel              | 7 Aug 99         |   |   |                           |                   |                  |
| SMR        | 18:38.17        | Monica Randi               | San Marino           | 12 Jun 04        |   |   |                           |                   |                  |
| SOL        | 18:01.62        | Sharon Firisua             | Río de Janeiro       | 16 Aug 16        |   |   |                           |                   |                  |
| SRB        | 15:11.25        | Olivera Jevtić             | Sydney               | 22 Sep 00        |   |   |                           |                   |                  |
| SRI        | 16:21.18        | Sujeewa Nilmini Jayasena   | Colombo              | 25 Jul 03        |   |   |                           |                   |                  |

| COUNTRY    | MARK            | NAME                         | VENUE           | DATE             | COUNTRY    | MARK            | NAME                          | VENUE             | DATE             |
|------------|-----------------|------------------------------|-----------------|------------------|------------|-----------------|-------------------------------|-------------------|------------------|
| BEL        | 31:03.60        | Marleen Renders              | Heusden         | 5 Aug 00         | KIR        | 54:59.74        | Ruute Keakea                  | Koror             | 1 Aug 98         |
| BER*       | 38:47.61        | Ashley Estwanik              | Hamilton/BER    | 15 Jul 13        | KOR        | 32:43.35        | Lee Eun-Jung                  | Fukagawa          | 29 Jun 05        |
| BIH        | 34:03.23        | Luciah Kimani                | Istanbul        | 12 Apr 08        | <b>KOS</b> | <b>37:53.47</b> | <b>Luljeta Zhegrova-Shala</b> | <b>Skopje</b>     | <b>29 Apr 17</b> |
| BLR        | 31:42.02        | Yekaterina Khramenkova       | Kyiv            | 2 Aug 88         | LAO        | 37:41.96        | Lodkeo Inthakoumman           | Nay Pyi Taw       | 19 Dec 13        |
| BOL        | 34:47.44        | Sandra Cortéz                | Sevilla         | 18 Jul 92        | LAT        | 30:38.78        | Jeļena Prokopčuka             | Göteborg          | 7 Aug 06         |
| BOT        | 39:41.52        | Onkemetse Solotata           | Windhoek        | 6 Sep 03         | LBN        | 36:55.42        | Maria Pia Nehmé               | Québec            | 31 Jul 15        |
| BRA        | 31:47.76        | Carmen Souza de Oliveira     | Stuttgart       | 21 Aug 93        | LES        | 36:00.2         | Mamokete Lechela              | Maseru            | 31 Mar 00        |
| BRN        | 30:47.25        | Shitaye Eshete               | London          | 3 Aug 12         | LIE*       |                 | See footnote                  |                   |                  |
| BUL        | 32:40.23        | Daniela Yordanova            | Sofia           | 28 May 06        | LTU        | 32:30.48        | Živilė Balčiūnaitė            | Tula              | 14 Jun 05        |
| CAF        | 39:10.2         | Martine Bayo Hirchenhahn     | Strasbourg      | 22 Sep 96        | LUX        | 32:16.97        | Danièle Kaber                 | Stuttgart         | 30 Aug 86        |
| CAM        | 43:45.92        | Mey Jou Heng                 | Singapore       | 16 Jul 16        | MAC        | 38:57.94        | Hoi Long                      | Taipei            | 7 Sep 09         |
| CAN        | 31:41.59        | Natasha Wodak                | Stanford        | 2 May 15         | MAD        | 33:52.25        | Clarisse Rasoarizay           | St Paul/REU       | 11 Aug 98        |
| CAY        | 34:21.19        | Michelle Bush                | Philadelphia    | 27 Apr 89        | MAR        | 31:16.94        | Asmae Leghzaoui               | Radès             | 12 Sep 01        |
| CGO        | 37:19.0         | Jodelle Ossou Wakeyi         | Yaoundé         | 7-9 Aug 15       | MAS        | 33:50.80        | Palaniappan Jayanthi          | Bruxelles         | 16 Jul 94        |
| CHI        | 33:23.12        | Erika Olivera                | Concepción      | 30 Nov 96        | MAW        | 35:03.6         | Catherine Chikwakwa           | Harare            | 3 Jul 05         |
| CHN        | 29:31.78        | Wang Junxia                  | Beijing         | 8 Sep 93         | MDA        | 31:42.43        | Svetlana Guskova              | Stuttgart         | 30 Aug 86        |
| CIV        | 38:27.14        | Maférima Traoré              | Bouaké          | 22 Jul 95        | MDV        | 45:12.36        | Shamha Ahmed                  | St Paul/REU       | 2 Aug 15         |
| CMR        | 36:47.3         | Tatou Tchinda                | Yaoundé         | 31 May 10        | MEX        | 31:10.12        | Adriana Fernández             | Brunswick         | 1 Jul 00         |
| COD        | 37:39.9         | Kungu Bakombo                | Angoulême       | 10 Apr 93        | MGL        | 33:31.11        | Munkhzaya Bayartsogt          | Incheon           | 27 Sep 14        |
| COL        | 32:24.24        | Carolina Tabares             | Stanford        | 2 May 15         | MKD        | 40:37.10        | Vesna Kiradjieva              | Skopje            | 23 Apr 16        |
| COM        | 48:48.0         | Frahaty Ali M'Sa             | Fomboni         | 29 Dec 13        | MLT*       | 34:25.1         | Carol Galea                   | Watford           | 30 Apr 97        |
| CPV        | 37:46.59        | Sónia Lopes                  | Lumezzane       | 11 May 03        | MNE        | 34:57.0         | Slađana Perunović             | Bar               | 13 Apr 14        |
| CRC        | 35:06.98        | Vilma Peña                   | Tokyo           | 27 Aug 91        | MON        | 48:02.7         | Adrienne Pastorelly           | Nice              | 30 Apr 88        |
| CRO        | 33:17.91        | Lisa Christina Stubic        | Sinj            | 5 Apr 14         | MOZ        | 36:49.02        | Teresa Domingos               | Beira             | 24 Jun 02        |
| CUB        | 33:45.76        | Yudileyvis Castillo          | Toronto         | 23 Jul 15        | MRI        | 36:29.25        | Maryse Justin                 | Annaba            | 30 Aug 88        |
| CYP        | 32:59.30        | Andri Avraam                 | Seoul           | 26 Sep 88        | MYA        | 33:52.2         | Win Win Mar                   | Rangoon           | 20 Jul 97        |
| CZE        | 32:27.68        | Alena Peterková              | Plzen           | 15 Jul 00        | NAM        | 33:42.19        | Elizabeth Mongudhi            | Windhoek          | 25 Jul 99        |
| DEN*       | 31:45.4         | Loa Olafsson                 | København (Ø)   | 6 Apr 78         | NCA        | 40:13.2         | Martha Portobanco             | Granada/NCA       | 22 Oct 93        |
| DOM        | 34:52.28        | Andreina De La Rosa          | Ponce           | 11 Apr 08        | NED        | 30:12.53        | Lornah Kiplagat               | Paris (St. Denis) | 23 Aug 03        |
| ECU        | 32:42.25        | Martha Tenorio               | Vancouver       | 31 May 92        | NEP        | 35:03.43        | Kanchi Maya Koju              | Colombo           | 25 Aug 06        |
| EGY        | 36:17.1         | Sarah Ahmed Abou Hassan      | El Maadi        | 5 Apr 07         | NFI        | 47:13.9         | Virginia Christian-Bailey     | Middlegate        | 7 Nov 92         |
| ERI        | 32:58.28        | Nazret Weldu Ghebrehiwet     | Hengelo         | 29 Jun 16        | NGR        | 33:43.00        | Aminat Olowora                | San Diego         | 4 Apr 15         |
| ESA        | 36:08.05        | Debora Leonor Magaña         | Edwardsville    | 22 May 97        | NMI        | 47:40.2         | Carol Lynn Pierce             | Mangilao          | 27 Mar 94        |
| ESP        | 30:51.69        | Marta Domínguez              | Göteborg        | 7 Aug 06         | NOR        | 30:13.74        | Ingrid Kristiansen            | Oslo              | 5 Jul 86         |
| EST        | 32:47.86        | Sirje Eichelmann             | Kyiv            | 2 Aug 88         | NZL        | 30:35.54        | Kim Smith                     | Stanford          | 4 May 08         |
| ETH        | 29:17.45        | Almaz Ayana                  | Río de Janeiro  | 12 Aug 16        | PAK        | 40:42.7         | Rabia Ashiq                   | Lahore            | 21 Apr 11        |
| FIJ        | 38:49.6         | Salome Tabuatalei            | Suva            | 2 Oct 93         | PAN        | 37:14.99        | María Teresia Ferris          | Cd. de Panamá     | 16 Apr 11        |
| FIN        | 31:40.42        | Annemari Sandell             | Atlanta         | 27 Jul 96        | PAR        | 34:04.0         | Carmen Patricia Martínez      | London (PH)       | 21 May 16        |
| FRA        | 31:35.81        | Christelle Daunay            | Bilbao          | 3 Jun 12         | PER        | 31:56.62        | Inés Melchor                  | Stanford          | 2 May 15         |
| FSM        | 48:10.03        | Belinda Renmog               | Santa Rita      | 4 Jun 99         | PHI        | 34:40.3         | Christabel Martes             | Manila            | 17 May 01        |
| GAB        | 41:33.49        | Véronique Bingouma           | Ibadan          | 23 Aug 97        | PLE        | 34:48.07        | Mayada Al-Sayad               | Celle             | 7 May 16         |
| GBR        | 30:01.09        | Paula Radcliffe              | München         | 6 Aug 02         | PLW        | 56:35.0         | Dannette Ricky                | Koror             | 15 Mar 95        |
| GEQ        | 43:24.5         | Mercedes Asue Elo            | Mongomo         | 5 Jul 02         | PNG        | 38:01.73        | Rosemary Turare               | Port Vila         | 11 Dec 93        |
| GER        | 31:03.62        | Kathrin Ullrich              | Frankfurt       | 30 Jun 91        | POL        | 31:43.51        | Karolina Jarzynska            | Ostrava           | 27 Jun 13        |
| GHA        | 35:27.23        | Lydia Mato                   | Hutchinson      | 14 May 15        | POR        | 30:22.88        | Fernanda Ribeiro              | Sydney            | 30 Sep 00        |
| GIB        | 36:23.35        | Kim Baglietto                | St Clement      | 1 Jul 15         | PRK        | 32:02.0         | Hong Myong Hui                | Pyeongyang        | 20 Jun 97        |
| GRE        | 31:36.16        | Alexi Pappas                 | Río de Janeiro  | 12 Aug 16        | <b>PUR</b> | <b>32:36.03</b> | <b>Beverly Ramos</b>          | <b>Stanford</b>   | <b>5 May 17</b>  |
| <b>GUA</b> | <b>35:11.85</b> | <b>Evelyn Chávez</b>         | <b>Stanford</b> | <b>31 Mar 17</b> | PYF        | 38:48.45        | Sophie Gardon                 | Apia              | 5 Sep 07         |
| GUI*       |                 | See footnote                 |                 |                  | ROU        | 31:11.24        | Mihaela Botezan               | Athína            | 27 Aug 04        |
| GUM        | 37:12.43        | Sloan Siegrist-Palmore       | San Francisco   | 26 Mar 10        | RSA        | 30:52.51        | Elana Meyer                   | London            | 10 Sep 94        |
| GUY        | 37:21.71        | Abidemi Charles              | Macomb          | 15 May 03        | RUS        | 30:23.07        | Alla Zhilyayeva               | Paris (St. Denis) | 23 Aug 03        |
| HKG        | 32:39.88        | Chan Man Yee Ropper          | Walnut          | 19 Apr 02        | RWA        | 31:45.82        | Salomé Nyirarukundo           | Durban            | 25 Jun 16        |
| HON        | 38:56.52        | Edith Ramírez                | San Pedro Sula  | 11 Dec 97        | SEY        | 41:07.8         | Simone Zapha                  | Victoria/SEY      | 28 Apr 06        |
| HUN        | 31:40.31        | Anikó Kálovics               | Watford         | 5 Jul 03         | SGP        | 36:27.39        | Yvonne Danson Tan             | Chiangmai         | 11 Dec 95        |
| INA        | 32:49.47        | Triyaningsih                 | Vientiane       | 17 Dec 09        | SLO        | 31:06.63        | Helena Javornik               | Athína            | 27 Aug 04        |
| IND        | 31:50.47        | Preeja Sreedharan            | Guangzhou       | 21 Nov 10        | SMR        | 50:09.4         | Mona Bucci Fistrad            | San Marino        | 12 Apr 03        |
| IRI        | 37:28.73        | Parisa Arab                  | Tehran          | 30 Sep 16        | SOL        | 38:33.04        | Sharon Firisua                | Port Moresby      | 15 Jul 15        |
| IRL        | 30:47.59        | Sonia O'Sullivan             | München         | 6 Aug 02         | SRB        | 31:29.65        | Olivera Jevtić                | Sydney            | 30 Sep 00        |
| IRQ        | 35:44.93        | Maisaa Hussein Matrood       | Athína          | 2 Aug 97         | SRI        | 33:57.96        | Sujeewa Nilmini Jayasena      | Colombo           | 26 Jul 03        |
| ISL        | 32:47.40        | Martha Ernstsóttir           | Dublin          | 12 Jun 94        | SSD        | 37:55.31        | Falicia Oyo                   | Durban            | 25 Jun 16        |
| <b>ISR</b> | <b>32:43.89</b> | <b>Lonah Chemtai Korlima</b> | <b>Tel Aviv</b> | <b>20 Apr 17</b> | SUD        | 33:20.09        | Amina Bakhit                  | Dubai             | 23 Apr 16        |
| ISV        | 36:27.71        | Jackie Morgan                | Walnut          | 16 Apr 99        | SUI        | 31:35.96        | Daria Nauer                   | Helsinki          | 13 Aug 94        |
| ITA        | 31:05.57        | Maura Viceconte              | Heusden         | 5 Aug 00         | SUR        | 41:11.21        | Ilsida Toemere                | Río de Janeiro    | 20 Jul 11        |
| JAM        | 36:53.89        | Twishana Williams            | Hays            | 4 May 13         | SVK        | 32:47.24        | Ludmila Melicherová           | Stuttgart         | 30 Aug 86        |
| JOR        | 37:50.28        | Amal Al-Matari               | Troisdorf       | 26 Aug 94        | <b>SWE</b> | <b>31:13.06</b> | <b>Meraf Bahta</b>            | <b>Stanford</b>   | <b>5 May 17</b>  |
| JPN        | 30:48.89        | Yoko Shibui                  | Stanford        | 3 May 02         | SWZ        | 36:46.75        | Priscilla Mamba               | Johannesburg      | 17 Sep 99        |
| KAZ        | 31:46.43        | Natalya Sorokivskaya         | Kyiv            | 2 Aug 88         | SYR        | 36:11.94        | Zeinab Bakour                 | Bangkok           | 14 Dec 98        |
| KEN        | 29:32.53        | Vivian Cheruiyot             | Río de Janeiro  | 12 Aug 16        | TAN        | 31:32.02        | Restituta Joseph              | Lille             | 13 Jun 99        |
| KGZ        | 31:36.90        | Darya Maslova                | Río de Janeiro  | 12 Aug 16        | THA        | 34:46.61        | Jane Vongvorachoti            | Philadelphia      | 25 Apr 13        |



| COUNTRY | MARK     | NAME                 | VENUE          | DATE         | COUNTRY | MARK      | NAME                   | VENUE       | DATE      |
|---------|----------|----------------------|----------------|--------------|---------|-----------|------------------------|-------------|-----------|
| TJK     | 37:01.22 | Nadima Mirzoyeva     | Dushanbe       | 12/13 Jun 16 | CGO     | 3:20:56   | Ida Brunelle Kiyindou  | Paris       | 4 Apr 04  |
| TKM     | 35:54.7  | Anna Markelova       | Ashkhabad      | 16 May 99    | CHA     | 2:57:22   | Bibiro Ali Taher       | La Rochelle | 27 Nov 16 |
| TLS     | 37:04.17 | Agueda Fátima Amaral | Jakarta        | Sep 88       | CHI     | 2:32:23   | Erika Olivera          | Rotterdam   | 18 Apr 99 |
| TOG     | 40:45.2  | Hélène Banasso       | Lomé           | May 08       | CHN     | 2:19:39   | Sun Yingjie            | Beijing     | 19 Oct 03 |
| TPE     | 34:16.09 | Hsu Yu-Fang          | Taichung       | 25 Oct 09    | CIV     | 4:10:09   | Isabelle Konaté        | Barcelona   | 7 Mar 10  |
| TTO     | 33:11.71 | Tonya Nero           | Stanford       | 25 Mar 11    | CMR     | 2:58:47dh | Immaculate Tari Wirngo | Boston      | 21 Apr 08 |
| TUN     | 33:12.98 | Soulef Bouguerra     | Bucureşti      | 9 Aug 03     | COD     | 3:29:10   | Kungu Bakombo          | Barcelona   | 1 Aug 92  |
| TUR*    | 30:21.67 | Elvan Abeylegesse    | Antalya        | 15 Apr 06    | COK     | 3:32:33   | Kiki Atonia            | Avarua      | 3 May 80  |
| UAE     | 31:10.25 | Alia Mohamed Saeed   | Dubai          | 23 Apr 16    | COL     | 2:29:36   | Kelly Arias            | Hamburg     | 17 Apr 16 |
| UGA     | 31:37.99 | Juliet Chekwel       | Rubiera        | 24 Apr 16    | COM     | 3:30:00   | Frahaty Ali M'Sa       | Moroni      | 3 Jun 12  |
| UKR     | 31:08.89 | Natalya Berkut       | Tula           | 25 Jun 04    | CPV     | 2:58:00   | Sónia Lopes            | Padova      | 27 Apr 03 |
| URU     | 36:07.7  | Elena Guerra         | Montevideo     | 16 Apr 04    | CRC     | 2:38:22   | Gabriela Traña         | Berlin      | 25 Sep 11 |
| USA     | 30:13.17 | Molly Huddle         | Río de Janeiro | 12 Aug 16    | CRO     | 2:25:44   | Lisa Christina Stubić  | Zürich      | 7 Apr 13  |
| UZB     | 31:57.77 | Sitora Khamidova     | Río de Janeiro | 12 Aug 16    | CUB     | 2:36:35   | Emperatriz Wilson      | Caracas     | 13 Dec 92 |
| VAN     | 48:29.0  | Marie Rose           | Luganville     | 12-14 Dec 16 | CYP     | 2:39:19   | Andri Avraam           | Auckland    | 31 Jan 90 |
| VEN     | 34:10.71 | Joselyn Daniely Brea | Maia           | 9 Apr 16     | CZE     | 2:25:19dh | Alena Peterková        | Boston      | 18 Apr 94 |
| VIE     | 34:48.28 | Doan Nu Truc Van     | Hanoi          | 8 Dec 03     | DEN     | 2:29:34   | Dorthe S. Rasmussen    | London      | 23 Apr 89 |
| ZAM     | 34:46.4  | Mirriam Kaumba       | Wichita        | 16 Apr 05    | DMA     | 4:14:59   | Janelle Prevost        | Paris       | 12 Apr 15 |
| ZIM     | 33:20.16 | Julia Sakara         | Stuttgart      | 19 Aug 93    | DOM     | 2:46:46   | Sandra Natal           | Frankfurt   | 29 Oct 95 |

**Notes (\*)**

|     |          |  |  |
|-----|----------|--|--|
| BER | 37:44.9  | Anna Eatherley Hamilton  | BER 4 Jul 93 – mixed race                                      |
| DEN |          | Official record set in mixed race. Alternative best – 32:02.89 | Dorthe S. Rasmussen, Knarvik 4 Sep 83                          |
| GUI | 46:08.97 | Aïda Diallo-Camara   | La Seyne-sur-Mer 29 Mar 14 – mixed race                        |
| LIE | 36:57.24 | Kerstin Mennenga   | München 24 Aug 06 – falsified                                  |
|     | 39:43.65 | Kerstin Mennenga   | Dornbirn 2 Apr 05 – mixed race                                 |
| MLT |          | Official record set in mixed race. Alternative best – 34:55.78 | Galea San Marino 1 Jun 01                                      |
| TUR | 29:56.34 | Elvan Abeylegesse  | Beijing 15 Aug 08 – subsequently annulled for doping violation |

**Marathon**

Several federations ratify records set on courses (such as Boston) which are aided according to IAAF rule 260.21

|            |                |                          |                |                  |            |                |                           |                |                  |
|------------|----------------|--------------------------|----------------|------------------|------------|----------------|---------------------------|----------------|------------------|
| AFG        | 3:24:07        | Sahar Zamir              | Bismarck       | 15 Sep 07        | ETH        | 2:17:56        | <b>Tirunesh Dibaba</b>    | <b>London</b>  | <b>23 Apr 17</b> |
| ALB        | 3:00:05        | Lena Josifi              | Chicago        | 7 Oct 12         | FIJ        | 4:31:34        | Nau Dakuiliga             | Suva           | 8 Aug 15         |
| ALG        | 2:25:08        | Souad Ait Salem          | Roma           | 18 Mar 07        | FIN        | 2:28:00        | Ritva Lemettinen          | London         | 2 Apr 95         |
| <b>AND</b> | <b>3:11:11</b> | <b>Anna Achon</b>        | <b>Sevilla</b> | <b>19 Feb 17</b> | FRA        | 2:24:22        | Christelle Daunay         | Paris          | 11 Apr 10        |
| ANG        | 3:48:29        | Cristina Saraiva         | Porto          | 2 Nov 14         | FSM        | 4:13:21        | Renee Haragsim            | Chicago        | 13 Oct 13        |
| ARG        | 2:30:32        | Griselda González        | Torino         | 11 May 97        | GAB        | 2:49:14        | Josiane Aboungone         | Paris          | 9 Apr 00         |
| ARM        | 2:56:57        | Alexa Babakhanian        | Edmonton       | 12 Aug 01        | GAM        | 2:45:00        | Mariama T. Jallow         | Kassel         | 18 Sep 16        |
| ARU        | 2:53:24        | Cornelia Melis           | Seoul          | 23 Sep 88        | GBR        | 2:15:25        | Paula Radcliffe           | London         | 13 Apr 03        |
| ASA        | 3:57:15        | Faye Ondelacy            | Anchorage      | 19 Jun 99        | GER        | 2:19:19        | Irina Mikitenko           | Berlin         | 28 Sep 08        |
| AUS        | 2:22:36        | Benita Johnson           | Chicago        | 22 Oct 06        | GHA        | 2:42:12        | Sakat Lariba              | Accra          | 21 Sep 15        |
| AUT        | 2:30:43        | Andrea Mayr              | Wien           | 19 Apr 09        | GIB        | 3:05:43        | Emma Montiel              | London         | 24 Apr 16        |
| AZE        | 2:43:35        | Gezashign Safarova       | Madrid         | 28 Apr 13        | GRE        | 2:33:40        | Maria Políizou            | Budapest       | 23 Aug 98        |
| BAH        | 2:54:37        | Giselle Pyfrom           | Jacksonville   | 16 Dec 95        | GRN        | 3:22:40        | Jennifer Boca             | New York       | 4 Nov 90         |
| BAR        | 3:06:07        | Caroline Moorat          | Port-of-Spain  | 7 Jun 87         | GUA        | 2:49:39        | Dina Cruz Velázquez       | Miami          | 30 Jan 11        |
| BDI        | 2:27:50        | Diane Nukuri-Johnson     | London         | 26 Apr 15        | GUI        | 3:20:11        | Aïda Diallo-Camara        | Carqueiranne   | 23 Nov 03        |
| BEL        | 2:23:05        | Marleen Renders          | Paris          | 7 Apr 02         | GUM*       | 2:59:43        | Jen Allred                | Pensacola      | 29 Feb 92        |
| BEN        | 2:54:46        | Bentille Aïassane        | Parakou        | 6 Feb 16         | GUY        | 3:01:08        | Abidemi Charles           | Port-of-Spain  | 30 Jan 00        |
| BER        | 2:54:18        | Deborah Butterfield      | Hamilton       | 14 Jan 90        | HAI        | 3:10:51        | Bertine Lainé             | Miami          | 2 Feb 14         |
| BHU        | 3:29:21        | Deki Yangzom             | New York       | 6 Nov 16         | HKG*       | 2:36:11        | Yiu Kit Ching             | Río de Janeiro | 14 Aug 16        |
| BIH        | 2:34:57        | Luciah Kimani            | Zagreb         | 9 Oct 11         | HON        | 2:57:17        | Magda Milady Castillo     | Edmonton       | 12 Aug 01        |
| BIZ        | 3:05:13        | Melissa Henderson        | Houston        | 15 Jan 06        | HUN*       | 2:28:50        | Judith Nagy               | Berlin         | 29 Sep 96        |
| BLR*       | 2:23:54        | Volha Mazuronak          | London         | 24 Apr 16        | INA        | 2:31:49        | Triyaningsih              | Guangzhou      | 27 Nov 10        |
| BOL        | 2:43:47        | Rosmery Quispe           | Hamburg        | 17 Apr 16        | IND        | 2:34:43        | Orchatteri Puthiya Jaisha | Beijing        | 30 Aug 15        |
| BOT        | 2:51:32        | Onkemetse Solotata       | Durban         | 10 Feb 08        | IRI        | 3:12:56        | Mersedeh Chegini          | Dubai          | 23 Jan 15        |
| BRA        | 2:27:41dh      | Carmen Souza de Oliveira | Boston         | 18 Apr 94        | IRL        | 2:22:23        | Catherina McKiernan       | Amsterdam      | 1 Nov 98         |
| <b>BRN</b> | <b>2:21:17</b> | <b>Eunice Kirwa</b>      | <b>Nagoya</b>  | <b>12 Mar 17</b> | <b>IRQ</b> | <b>3:22:23</b> | <b>Yasmin Wadhai</b>      | <b>Dubai</b>   | <b>20 Jan 17</b> |
| BRU        | 3:56:11        | Jacqueline Teo Cheng Nee | Singapore      | 7 Dec 08         | ISL        | 2:35:15        | Martha Ernstsdtóttir      | Berlin         | 26 Sep 99        |
| BUL        | 2:35:02        | Galina Goranova          | Houston        | 21 Jan 96        | ISR        | 2:35:59        | Yelena Dolinin            | Berlin         | 25 Sep 16        |
| BUR        | 4:00:37        | Nicole Badolo            | Ouagadougou    | 29 May 10        | ISV        | 2:43:59        | Lisha Hamilton            | San Diego      | 6 Jun 04         |
| CAF        | 3:28:41        | Virginie Gloum           | Bondoufle      | 11 Jul 94        | ITA        | 2:23:44        | Valeria Straneo           | Rotterdam      | 15 Apr 12        |
| CAM        | 2:59:42        | Nary Ly                  | Valencia       | 15 Nov 15        | IVB        | 4:24:44        | Anna Kinkead              | Orlando        | 10 Jan 16        |
| CAN        | 2:28:00        | Lanni Marchant           | Toronto        | 20 Oct 13        | JAM        | 3:08:47        | Jill Vincent              | San Diego      | 4 Jun 00         |
| CAY        | 2:37:41        | Michelle Bush-Cuke       | Sacramento     | 8 Dec 91         | JOR        | 3:23:12        | Samah Al-Najjar           | Amman          | 9 Oct 15         |
|            |                |                          |                |                  | JPN        | 2:19:12        | Mizuki Noguchi            | Berlin         | 25 Sep 05        |
|            |                |                          |                |                  | KAZ        | 2:27:57        | Zoya Ivanova              | Tokyo          | 15 Nov 87        |
|            |                |                          |                |                  | <b>KEN</b> | <b>2:17:01</b> | <b>Mary Keitany</b>       | <b>London</b>  | <b>23 Apr 17</b> |
|            |                |                          |                |                  | KGZ        | 2:26:27dh      | Irina Bogachova           | Boston         | 17 Apr 00        |
|            |                |                          |                |                  | KOR        | 2:26:12        | Kwon Eun-Ju               | Chuncheon      | 26 Oct 97        |
|            |                |                          |                |                  | KOS        | 3:21:05        | Myrvete Përvetica         | Podgorica      | 29 Oct 06        |
|            |                |                          |                |                  | KSA        | 3:11:27        | Sarah Attar               | Chicago        | 11 Oct 15        |
|            |                |                          |                |                  | KUW        | 3:32:26        | Taiba Al-Nouri            | Al-Kuwait      | 16 Jan 16        |
|            |                |                          |                |                  | LAO        | 3:25:16        | Sirivanh Ketavong         | Atlanta        | 28 Jul 96        |
|            |                |                          |                |                  | LAT        | 2:22:56        | Jeřena Prokopčuka         | Osaka          | 30 Jan 05        |
|            |                |                          |                |                  | LBN        | 2:44:19        | Chirine Njeim             | Houston        | 17 Jan 16        |





| COUNTRY    | MARK            | NAME                          | VENUE             | DATE             | COUNTRY    | MARK            | NAME                           | VENUE            | DATE             |
|------------|-----------------|-------------------------------|-------------------|------------------|------------|-----------------|--------------------------------|------------------|------------------|
| BOL        | 10:40.7         | Niusha Mansilla               | Ambato            | 14 Sep 01        | NCA        | 11:41.0         | Yelka Mairena                  | Managua          | 17 Apr 11        |
| BOT        | 10:32.15        | Onneile Dintwe                | Durban            | 9 Apr 11         | NED        | 9:38.40         | Miranda Boonstra               | Nijmegen         | 29 May 09        |
| BRA        | 9:38.63         | Juliana Paula dos Santos      | Praha             | 6 Jun 16         | NOR        | 9:33.19         | Karoline Bjerkeli Grøvdal      | Neerpelt         | 2 Jun 07         |
| BRN        | 8:52.78         | Ruth Jebet                    | Paris (St. Denis) | 27 Aug 16        | NZL        | 9:32.54         | Kate McLroy                    | Heusden          | 22 Jul 06        |
| BUL        | 9:33.41         | Silvia Danekova               | Pitești           | 1 Aug 15         | PAN        | 9:47.16         | Rolanda Bell                   | New York         | 13 Jun 15        |
| CAN        | 9:30.24         | Geneviève Lalonde             | Río de Janeiro    | 13 Aug 16        | PAR        | 10:39.2         | María Caballero                | Asunción         | 27 Jul 13        |
| CHI        | 10:39.82        | Ingrid Galloso                | Lima              | 6 Sep 08         | PER        | 9:52.88         | Zulema Arenas                  | Huelva           | 3 Jun 16         |
| CHN        | 9:26.25         | Liu Nian                      | Wuhan             | 2 Nov 07         | PHI        | 10:22.49        | Jessica Barnard                | Stanford         | 1 May 16         |
| COL        | 9:42.71         | Ángela Figueroa               | Río de Janeiro    | 20 May 12        | PLW        | 11:51.13        | Christina Wicker               | Troy             | 5 Apr 14         |
| CPV*       | 10:58.77        | Sónia Lopes                   | Marcon            | 19 May 07        | PNG        | 11:10.48        | Rama Kumilgo                   | Cairns           | 10 May 15        |
| CRC        | 10:59.80        | Gabriela Traña                | Ponce             | 26 May 06        | POL        | 9:17.15         | Wioletta Janowska              | Athína           | 3 Jul 06         |
| CRO        | 10:09.56        | Lisa Christina Stubić         | Ljubljana         | 1 Jun 09         | POR        | 9:18.54         | Jéssica Augusto                | Huelva           | 9 Jun 10         |
| CUB        | 9:58.7          | Yoslín Ocampo                 | La Habana         | 30 May 09        | PRK        | 10:04.83        | Pak Kum Hyang                  | Tianjin          | 9 Oct 13         |
| CYP        | 10:40.79        | Stella Christophorou          | Athens, GA        | 23 Apr 11        | PUR        | 9:39.33         | Beverly Ramos                  | Sotteville       | 10 Jul 12        |
| CZE        | 9:41.73         | Marcela Lustigová             | Praha             | 13 Jun 11        | PYF        | 11:07.55        | Heiata Brinkfield              | Nouméa           | 6 Sep 11         |
| DEN        | 9:32.68         | Anna Emilie Møller            | Río de Janeiro    | 13 Aug 16        | ROU        | 9:16.85         | Cristina Casandra              | Beijing          | 17 Aug 08        |
| DOM        | 9:45.84         | María Mancebo                 | São Paulo         | 1 Aug 14         | RSA        | 9:54.19         | Tebogo Masehla                 | Oordegem         | 4 Jun 11         |
| ECU        | 10:11.98        | Mónica Amboya                 | Huelva            | 6 Aug 04         | RUS        | 8:58.81         | Gulnara Samitova               | Beijing          | 17 Aug 08        |
| EGY        | 11:15.9         | Sarah Ahmed Abou Hassan       | El Maadi          | 23 Mar 08        | SEN        | 11:06.74        | Ramata Thiam                   | Reims            | 20 Jul 03        |
| ERI        | 10:25.2         | Yohana Zemuy                  | Asmara            | 1-3 Apr 11       | <b>SGP</b> | <b>11:42.20</b> | <b>Cheryl Chan Xue Rou</b>     | <b>Singapore</b> | <b>28 Apr 17</b> |
| ESA        | 10:38.25        | Zuna Portillo-Rodríguez       | Baton Rouge       | 21 Apr 12        | SLO        | 9:35.10         | Maruša Mišmaš                  | Bratislava       | 9 May 15         |
| ESP        | 9:09.39         | Marta Domínguez               | Barcelona         | 25 Jul 09        | SOL        | 11:27.42        | Sharon Firisua                 | Cairns           | 10 May 15        |
| EST        | 9:50.15         | Jekaterina Patjuk             | Tallinn           | 21 Jun 14        | SRB        | 10:02.24        | Biljana Jović                  | Debrecen         | 13 Jul 07        |
| <b>ETH</b> | <b>9:07.06</b>  | <b>Sofia Assefa</b>           | <b>Hengelo</b>    | <b>11 Jun 17</b> | <b>SRI</b> | <b>10:03.94</b> | <b>U. K. Nilani Rathnayake</b> | <b>Diyagama</b>  | <b>9 Apr 17</b>  |
| FIN        | 9:24.70         | Sandra Eriksson               | Glasgow           | 12 Jul 14        | STP        | 10:42.48        | Celma Bonfim Soares            | Lisboa           | 31 May 08        |
| FRA        | 9:25.62         | Sophie Duarte                 | Roma              | 10 Jul 09        | SUD        | 9:47.41         | Kalamaya Mana Durka            | Barcelona        | 19 Jul 08        |
| GBR        | 9:24.24         | Barbara Parker                | Eugene            | 2 Jun 12         | <b>SUI</b> | <b>9:21.65</b>  | <b>Fabienne Schlumpf</b>       | <b>Oslo</b>      | <b>15 Jun 17</b> |
| GBS*       | 12:03.75        | Suaila Sá                     | Spilimbergo       | 28 Sep 14        | SUR        | 11:44.33        | Letitia Vriesde                | Utrecht          | 26 May 06        |
| GEO        | 11:10.24        | Natia Gelashvili              | Istanbul          | 18 Jun 05        | SVK        | 10:34.02        | Kristína Protičová             | Louisville       | 29 May 04        |
| <b>GER</b> | <b>9:15.70</b>  | <b>Gesa-Felicitas Krause</b>  | <b>Doha</b>       | <b>5 May 17</b>  | SWE        | 9:23.96         | Charlotta Fougberg             | Glasgow          | 12 Jul 14        |
| GRE        | 9:30.72         | Iríni Kokkiniariou            | Athína            | 13 Jul 08        | SYR        | 11:17.79        | Fatima Ghassan Rayya           | Palembang        | 26 Sep 13        |
| GUA        | 10:51.55        | Evonne Marroquín              | Mayagüez          | 30 Jul 10        | THA        | 11:15.94        | Sonthiya Saiwaew               | Khon Kaen        | 7 Mar 12         |
| GUM        | 11:43.00        | Amy Atkinson                  | Tumon             | 23 Jul 11        | TJK        | 11:26.68        | Mehrangez Nazarova             | Ho Chi Minh      | 5 Jun 16         |
| GUY        | 11:32.82        | Jennifer Chichester           | Greensboro        | 8 May 10         | TLS        | 11:42.94        | Nélia Martins                  | Ho Chi Minh      | 5 Jun 16         |
| HAI        | 11:55.57        | Dieunise Désir                | York, PA          | 3 May 15         | TPE        | 10:37.54        | Chen Chao-Chun                 | Taipei           | 23 Mar 13        |
| HKG        | 10:25.81        | Yiu Kit Ching                 | Tianjin           | 9 Oct 13         | TTO        | 10:57.0         | Scarla Nero                    | Cedar Falls      | 14 May 11        |
| HON        | 11:28.96        | Aldy González                 | Tegucigalpa       | 20 Jun 14        | TUN        | 9:05.36         | Habiba Ghribi                  | Bruxelles        | 11 Sep 15        |
| HUN        | 9:30.20         | Livia Tóth                    | Monaco            | 9 Sep 05         | TUR        | 9:13.53         | Gülcan Mingir                  | Sofia            | 9 Jun 12         |
| INA        | 9:49.46         | Rini Budiarti                 | Incheon           | 27 Sep 14        | UAE        | 9:53.19         | Bethem Desalegn                | Stockholm        | 21 Aug 14        |
| IND        | 9:19.76         | Lalita Babar                  | Río de Janeiro    | 13 Aug 16        | UGA        | 9:15.04         | Dorcus Inzikuru                | Athína           | 14 Jun 05        |
| IRI        | 11:16.27        | Leila Ebrahimi                | Kuala Lumpur      | 11 Oct 09        | UKR        | 9:27.26         | Valentyna Horpynych            | Yalta            | 7 Jun 08         |
| IRL        | 9:28.29         | Róisín McGettigan             | Heusden           | 28 Jul 07        | URU        | 11:22.31        | Aldana Machado                 | Montevideo       | 27 Apr 14        |
| IRQ        | 13:34.4         | Dalya Ahmed Mohammed          | Baghdad           | 25-27 Apr 12     | USA        | 9:07.63         | Emma Coburn                    | Río de Janeiro   | 15 Aug 16        |
| ISL        | 10:42.25        | Íris Anna Skúladóttir         | Tallinn           | 21 Jun 08        | UZB        | 10:32.89        | Irina Moroz                    | Incheon          | 27 Sep 14        |
| <b>ISR</b> | <b>10:12.95</b> | <b>Adva Cohen</b>             | <b>Tel Aviv</b>   | <b>24 Jun 17</b> | VEN        | 10:21.93        | Joselyn Daniely Brea           | Palencia         | 9 Jul 16         |
| ITA        | 9:27.48         | Elena Romagnolo               | Beijing           | 15 Aug 08        | VIE        | 10:02.98        | Nguyen Thi Phuong              | Da Nang          | 29 Dec 10        |
| <b>JAM</b> | <b>9:19.29</b>  | <b>Aisha Praught Leer</b>     | <b>Doha</b>       | <b>5 May 17</b>  | ZIM        | 9:52.98         | Letiwe Marakurwa               | Sacramento       | 13 Jun 03        |
| JOR        | 11:15.97        | Ala Ziad Khalifah             | Irbid             | 20 Mar 10        |            |                 |                                |                  |                  |
| JPN        | 9:33.93         | Minori Hayakari               | Heusden           | 20 Jul 08        |            |                 |                                |                  |                  |
| KAZ        | 10:47.48        | Yelena Gofman                 | Almaty            | 19 Jun 12        |            |                 |                                |                  |                  |
| <b>KEN</b> | <b>8:58.78</b>  | <b>Celliphine Chespol</b>     | <b>Eugene</b>     | <b>26 May 17</b> |            |                 |                                |                  |                  |
| KOR        | 10:17.63        | Shin Sa-Hin                   | Jinju             | 10 Oct 10        |            |                 |                                |                  |                  |
| LAO        | 12:24.30        | Souksavanh Malivanh           | Bangkok           | 4 Sep 13         |            |                 |                                |                  |                  |
| LAT        | 9:27.21         | Pojina Jelizarova             | London            | 4 Aug 12         |            |                 |                                |                  |                  |
| <b>LBA</b> | <b>10:57.55</b> | <b>Najla Aqdeir Ali Salem</b> | <b>Bergamo</b>    | <b>6 May 17</b>  |            |                 |                                |                  |                  |
| LBN        | 11:53.87        | Hoda El Awadi                 | Jamhour           | 15 Jul 11        |            |                 |                                |                  |                  |
| LTU        | 9:30.21         | Rasa Troup                    | Beijing           | 15 Aug 08        |            |                 |                                |                  |                  |
| LUX        | 10:58.58        | Véronique Hansen              | Dudelange         | 13 Jun 08        |            |                 |                                |                  |                  |
| MAD        | 9:44.50         | Marie-Éliane Saholinirina     | Durban            | 26 Jun 16        |            |                 |                                |                  |                  |
| MAR        | 9:20.64         | Salima El Ouali Alami         | Monaco            | 17 Jul 15        |            |                 |                                |                  |                  |
| MAS        | 10:55.31        | Melinder Kaur                 | Malacca           | 17 Jun 10        |            |                 |                                |                  |                  |
| MDA        | 9:36.63         | Oksana Juravel                | Berlin            | 15 Aug 09        |            |                 |                                |                  |                  |
| MEX        | 9:48.33         | Ana Narváez                   | Eagle Rock        | 14 May 15        |            |                 |                                |                  |                  |
| <b>MKD</b> | <b>12:09.82</b> | <b>Marija Stojanovska</b>     | <b>Marsa</b>      | <b>24 Jun 17</b> |            |                 |                                |                  |                  |
| <b>MLT</b> | <b>11:19.60</b> | <b>Mona Lisa Camilleri</b>    | <b>Marsa</b>      | <b>24 Jun 17</b> |            |                 |                                |                  |                  |
| MNE        | 10:40.1         | Sladana Perunović             | Bar               | 8 Jun 13         |            |                 |                                |                  |                  |
| MRI        | 11:57.32        | Rachel Michel                 | St Paul/REU       | 4 Aug 15         |            |                 |                                |                  |                  |
| MYA        | 10:52.75        | Khin Mar Se                   | Singapore         | 12 Jun 15        |            |                 |                                |                  |                  |
| NAM        | 11:17.84        | Shiivomwene Shilongo          | Windhoek          | 28 Apr 12        |            |                 |                                |                  |                  |

## Notes (\*)

CPV Lopes gained Italian citizenship on 1 Aug 07

GBS Sá became an Italian citizen in 2015

## 100 Metres Hurdles

|     |       |                    |                |           |
|-----|-------|--------------------|----------------|-----------|
| AIA | 14.97 | Dee-Ann Rogers     | Kazan          | 10 Jul 13 |
| ALB | 14.18 | Anila Meta         | München        | 8 Aug 02  |
| ALG | 13.02 | Yasmina Azzizi     | Brescia        | 16 May 92 |
| AND | 16.42 | Montserrat Pujol   | Torremolinos   | 10 Jul 99 |
| ANG | 14.01 | Witney Barata      | Lisboa         | 17 Jun 12 |
| ANT | 15.77 | Elma Camacho       | Murfreesboro   | 10 May 09 |
| ARG | 13.28 | Verónica Depaoli   | Winnipeg       | 30 Jul 99 |
| ARM | 14.13 | Nadezhda Karyakina | Bernhausen     | 19 Jun 77 |
| ARU | 15.84 | Julianne Dorothal  | Ottawa         | 1 Jun 13  |
| ASA | 15.83 | Jordan Mageo       | San Diego      | 12 May 15 |
| AUS | 12.28 | Sally Pearson      | Daegu          | 3 Sep 11  |
| AUT | 12.82 | Beate Schrott      | Luzern         | 17 Jul 12 |
| AZE | 13.85 | Ella Kolesnikova   | Sverdlovsk     | 6 Jul 90  |
| BAH | 12.64 | Pedrya Seymour     | Río de Janeiro | 17 Aug 16 |
| BAN | 13.99 | Sumita Rani        | Dhaka          | 7 Feb 10  |

| COUNTRY    | MARK         | NAME                       | VENUE                   | DATE             | COUNTRY    | MARK         | NAME                       | VENUE           | DATE             |
|------------|--------------|----------------------------|-------------------------|------------------|------------|--------------|----------------------------|-----------------|------------------|
| BAR        | 12.88        | Kierre Beckles             | Beijing                 | 27 Aug 15        | HAI        | 12.74        | Nadine Faustin             | Athina          | 23 Aug 04        |
| BEL        | 12.71        | Anne Zagré                 | Heusden                 | 18 Jul 15        | HKG        | 13.14        | Chan Sau Ying              | Walnut          | 17 Apr 94        |
| <b>BEN</b> | <b>13.35</b> | <b>Odile Ahouanwanou</b>   | <b>Kladno</b>           | <b>17 Jun 17</b> | HON        | 13.83        | Jeimy Julissa Bernárdez    | Toluca          | 19 Jul 08        |
| BER        | 14.27        | Shianne Smith              | Morelia                 | 5 Jul 13         | HUN        | 12.76        | Xénia Siska                | Budapest        | 20 Aug 84        |
| BIH        | 13.80        | Emina Pilav                | Athina                  | 26 Aug 73        | INA        | 13.18        | Dedeh Erawati              | Taipei          | 26 May 12        |
| BIZ        | 14.35        | Alexia Neal                | Williamsburg            | 1 May 15         | IND        | 13.38        | Anuradha Biswal            | New Delhi       | 26 Aug 02        |
| BLR        | 12.63        | Alina Talay                | Regensburg              | 5 Jun 16         |            | 13.38        | Anuradha Biswal            | New Delhi       | 8 Sep 02         |
| BOL        | 15.23        | Violeta Gareca             | Cochabamba              | 4 Oct 09         | IRI        | 14.15        | Elnaz Kompani              | Shiraz          | 27 Aug 15        |
| BOT        | 13.66        | Oarabile Babolayi          | Normal                  | 16 May 15        | IRL        | 12.65        | Derval O'Rourke            | Barcelona       | 31 Jul 10        |
| BRA        | 12.71        | Maurren Higa Maggi         | Manaus                  | 19 May 01        | <b>IRQ</b> | <b>14.86</b> | <b>Delsoz Obaid Najim</b>  | <b>Baku</b>     | <b>18 May 17</b> |
| BRN        | 13.34        | Fatmata Fofanah            | Cork                    | 4 Jul 09         | ISL        | 13.18        | Gudrún Arnardóttir         | Lexington       | 19 May 96        |
| BRU        | 17.08        | Norhayati Hj Yassin        | Kuching                 | 19 Jul 86        | ISR        | 12.80        | Irina Lenskiy              | Réthymno        | 7 Jul 02         |
| BUL        | 12.21        | Yordanka Donkova           | Stara Zagora            | 20 Aug 88        | ISV        | 13.33        | Flora Hyacinth             | Tuscaloosa      | 17 May 87        |
| <b>BUR</b> | <b>13.25</b> | <b>Marthe Koala</b>        | <b>Ouagadougou</b>      | <b>25 Jul 15</b> | ITA        | 12.76        | Veronica Borsi             | Orvieto         | 2 Jun 13         |
|            | <b>13.25</b> | <b>Marthe Koala</b>        | <b>Kladno</b>           | <b>17 Jun 17</b> | IVB        | 14.09        | Deya Erickson              | Carolina        | 21 Mar 15        |
| CAF        | 13.51        | Maria-Joëlle Conjungo      | Paris (St. Denis)       | 25 Aug 03        | JAM        | 12.45        | Brigitte Foster            | Eugene          | 24 May 03        |
| CAM        | 17.9         | Khong Yoem                 | Phnom Penh              | 30 May 69        | JOR        | 14.49        | Basma Al O'Shoush          | Alger           | 7 Oct 04         |
|            | 17.9         | Kim Mom                    | Bangkok                 | 12 Dec 70        | JPN        | 13.00        | Yvonne Kanazawa            | Sapporo         | 16 Jul 00        |
| CAN        | 12.46        | Perdita Félicien           | Eugene                  | 19 Jun 04        | KAZ        | 12.44        | Olga Shishigina            | Luzern          | 27 Jun 95        |
| CAY        | 14.69        | Amelia Gillispie           | Hamilton/BER            | 16 Jul 13        | KEN        | 14.08        | Priscilla Tabunda          | Nairobi         | 11 Jul 15        |
| CGO        | 14.40        | Christiane Diabakana       | Lyon                    | 13 Jul 03        | KGZ        | 14.10        | Lyudmila Vlasova           | Moskva          | 1 Aug 82         |
| CHI        | 13.30        | Francisca Guzmán           | Cochabamba              | 11 May 03        | KIR        | 18.14        | Kaitinano Mwemweata        | Apia            | 5 Sep 07         |
| CHN        | 12.64        | Zhang Yu                   | Beijing                 | 9 Sep 93         | KOR        | 13.00        | Lee Yeon-Kyong             | Daegu           | 7 Jun 10         |
| CIV*       | 13.14        | Rosvitha Okou              | Reims                   | 12 Jul 14        | KOS*       | 18.0         | Remzije Shala              | Mitrovicë       | 25 May 85        |
| CMR        | 13.41        | Caroline Kaboud Mebam      | Strasbourg              | 2 Jul 08         | KUW        | 16.60        | Salsabeel Khaled Al-Sayyar | Muscat          | 13 Mar 15        |
| COD        | 13.97        | Cynthia Maduangele Bolingo | Herve                   | 21 May 11        | LAO        | 14.51        | Manivanh Chanthavong       | Singapore       | 11 Jun 15        |
| COK        | 16.54        | Suzanne Estall             | Hamilton                | 10 Mar 88        |            | 14.51        | Manivanh Chanthavong       | Singapore       | 15 Jul 16        |
| COL        | 12.89        | Brigith Merlano            | Mayagüez                | 17 Jul 11        | LAT        | 12.90        | Ludmila Olijare            | Bryansk         | 8 Sep 89         |
| COM        | 13.83        | Féta Ahamada               | Bondoufle               | 11 Jul 09        | LBN*       | 14.88        | Sandra Gabrael             | Campbelltown    | 15 Feb 03        |
| CPV        | 14.97        | Cláudia Moreira            | Lisboa                  | 14 Jul 02        | LBR        | 13.21        | Hannah Cooper              | Baton Rouge     | 30 May 02        |
| <b>CRC</b> | <b>13.53</b> | <b>Andrea Vargas</b>       | <b>La Habana</b>        | <b>26 May 17</b> | LCA        | 13.52        | Makeba Alcide              | Eugene          | 6 Jun 13         |
| CRO        | 12.87        | Andrea Ivančević           | Székesfehérvár          | 7 Jul 15         | LES        | 14.62        | Selloane Ts'oaeli          | Maputo          | 13 Sep 11        |
| CUB        | 12.61        | Anay Tejeda                | Cali                    | 5 Jul 08         | LIE        | 13.38        | Manuela Marxer             | Jona            | 17 Jul 94        |
| CYP        | 13.25        | Evmorfia Baourda           | Nicosia                 | 6 Jun 09         | LTU        | 13.10        | Sonata Tamošaitytė         | Beograd         | 10 Jul 09        |
| CZE        | 12.73        | Lucie Škrobáková           | Kladno                  | 5 Jul 09         |            | 13.10        | Sonata Tamošaitytė         | Kaunas          | 17 Jul 09        |
| DEN        | 13.45        | Dorthe A. Rasmussen        | Oslo                    | 26 Jun 81        |            | 13.10        | Sonata Tamošaitytė         | Tartu           | 28 May 11        |
|            | 13.45        | Dorthe A. Rasmussen        | Frederiksberg           | 18 Aug 84        | LUX        | 13.36        | Véronique Linster          | Oordegem        | 30 Jun 96        |
|            | 13.45        | Mette Graversgaard         | Espoo                   | 21 Aug 16        | <b>MAC</b> | <b>15.49</b> | <b>Cheng Ut I</b>          | <b>Hongkong</b> | <b>23 Apr 17</b> |
| DJI        | 19.3         | Kadra Ahmed Saleh          | Addis Ababa             | 25 Apr 09        | MAD        | 12.84        | Rosa Rakotozafy            | Niort           | 31 Jul 99        |
| DMA        | 14.03        | Thea LaFond                | East Lansing            | 16 May 15        | MAR        | 13.44        | Yamina Hajjaji             | Fès             | 16 Jun 12        |
| DOM        | 12.77        | LaVonne Idlette            | Montverde               | 8 Jun 13         | MAS        | 13.27        | Moh Siew Wei               | Kassel          | 11 Jun 04        |
| ECU        | 13.16        | Nancy Vallecilla           | Indianapolis            | 13 Aug 87        | MAW        | 19.77        | Juliet Komwa               | Westminster, MD | 26 Apr 16        |
| EGY        | 13.64        | Lina Ahmed Amr Gaber       | Bydgoszcz               | 22 Jul 16        | MDA        | 12.81        | Maria Kemenchezhi          | Cottbus         | 26 Jun 82        |
| ERI        | 18.8         | Awet Elos                  | Asmara                  | 24-26 Jun 11     | MDV        | 19.84        | Nashfa Amira               | Bangkok         | 30 Oct 02        |
| ESA        | 14.53        | Beatriz Flamenco           | San José/CRC            | 7 Aug 15         | MEX        | 13.20        | Sandra Tavares             | Cd. de México   | 19 May 90        |
| ESP        | 12.50        | Josephine Onyia            | Berlin                  | 1 Jun 08         | MGL        | 15.4         | Batsuur Niamsouren         | Ulan Bator      | 29 Jul 72        |
| EST        | 12.93        | Mirjam Liimask             | Erfurt                  | 17 Jul 05        | MKD        | 13.36        | Elizabeta Pavlovska        | Sofia           | 24 May 94        |
| ETH        | 15.34        | Teshome Gebremedhin Konjit | Bambous                 | 30 Aug 13        | MLI        | 13.21        | Rahamatou Dramé            | Chambéry        | 4 Jul 10         |
| FIJ        | 13.62        | Rachel Rogers              | Canberra                | 8 Feb 98         | MLT        | 15.25        | Marija Sciberras           | Marsa           | 20 Jun 10        |
| FIN        | 12.81        | Nooralotta Nezirri         | Kuortane                | 25 Jun 16        | MNE        | 14.20        | Sanja Tripković            | Istanbul        | 27 Jun 99        |
| FRA        | 12.56        | Monique Ewanjé-Épée        | Lille                   | 29 Jun 90        | MNT        | 18.6         | Lynette Lee                | London (Enf)    | 25 Apr 70        |
|            | 12.56        | Cindy Billaud              | Reims                   | 12 Jul 14        | MON        | 15.09        | Carine Cresto              | Bondoufle       | 14 Jun 94        |
| FSM        | 17.84        | Ashley Apiner              | Kolonia                 | 21 Jul 14        | MOZ        | 14.09        | Telma Cossa                | Macao           | 12 Oct 06        |
| GAB        | 14.49        | Ruddy Zang Milama          | La Roche-sur-Yon        | 26 Oct 08        | MRI        | 14.10        | Stéphanie Domaingue        | Val-de-Reuil    | 23 Jun 01        |
| GAM        | 14.70        | Nusrat Ceessay             | Huelva                  | 12 Jun 13        | MYA        | 14.35        | Nwe Nwe Yee                | Manila          | 13 Dec 81        |
| GBR        | 12.51        | Tiffany Porter             | Marrakech               | 14 Sep 14        | NAM        | 14.34        | Steffi van Wyk             | Johannesburg    | 27 Apr 12        |
| GBS*       | 14.25        | Sténia Betuncal            | Setúbal                 | 3 Jul 10         | NCA        | 15.61        | Maria Inaly Morazán        | Cd. de Panamá   | 16 Apr 10        |
| GEO        | 14.47        | Tamara Kidiashvili         | Moskva                  | 25 Jul 79        | NED        | 12.77        | Marjan Olyslager           | Lille           | 25 Jun 89        |
| <b>GEQ</b> | <b>15.93</b> | <b>Teresa Mangué Eyene</b> | <b>Granada</b>          | <b>4 Jun 17</b>  | NEP        | 17.61        | Keshari Chaudhari          | Pune            | 4 Jul 13         |
| GER        | 12.42        | Bettina Jahn               | Berlin                  | 8 Jun 83         | NFI        | 18.00        | Zinta Flitten              | Auckland        | 25 Jan 97        |
| GHA        | 13.02        | Vida Nsiah                 | Philadelphia            | 27 Apr 01        | NGR        | 12.44        | Glory Alozie               | Monaco          | 8 Aug 98         |
|            | 13.02        | Vida Nsiah                 | Philadelphia            | 28 Apr 01        |            | 12.44        | Glory Alozie               | Bruxelles       | 28 Aug 98        |
| GIB        | 19.68        | Bernice Tighe              | Gibraltar               | 18 Jul 95        |            | 12.44        | Glory Alozie               | Sevilla         | 28 Aug 99        |
| GRE        | 12.64        | Paraskeví Patoulídou       | Barcelona               | 6 Aug 92         | NMI        | 17.50        | Rachel Abrams              | Kolonia         | 21 Jul 14        |
| GRN        | 13.76        | Ruthlyn Granger            | Columbia                | 12 May 01        | NOR        | 12.74        | Christina Vukicevic        | Hengelo         | 1 Jun 09         |
| <b>GUA</b> | <b>15.05</b> | <b>Rosa Balazar</b>        | <b>Cd. de Guatemala</b> | <b>5 Mar 17</b>  | NRU        | 21.0         | Dana Thoma                 | Bairiki         | 15 Jun 07        |
| GUI        | 12.96        | Fatmata Fofanah            | Sacramento              | 8 Jun 07         | NZL        | 13.10        | Andrea Miller              | Gênève          | 6 Jun 09         |
| GUM        | 15.65        | Stephani Loisel            | Yona                    | 18 May 12        |            | 13.10        | Andrea Miller              | Oordegem        | 4 Jul 09         |
| <b>GUY</b> | <b>13.48</b> | <b>Jenea McCammon</b>      | <b>Atlanta</b>          | <b>21 Apr 17</b> |            | 13.10        | Rochelle Coster            | Sydney          | 3 Apr 16         |







| COUNTRY    | MARK         | NAME                    | VENUE               | DATE             | COUNTRY          | MARK  | NAME                        | VENUE               | DATE             |
|------------|--------------|-------------------------|---------------------|------------------|------------------|---|-----------------------------|---------------------|------------------|
| FSM        | 78.47        | Mihner Wendolin         | Abay                | 25 Jul 01        | NIG              | 67.39   | Rachidatou Seïni Maïkido    | Niamey              | 15 May 10        |
| GAB        | 64.81        | Geneviève Obone         | Belle Vue           | 27 Jun 92        | NMI              | 72.97   | Jackie Wonenberg            | Gold Coast          | 4 Aug 09         |
| GAM*       | 57.24        | Nusrat Ceesay           | Azusa               | 20 Apr 12        | <b>NOR</b>       | <b>55.38</b>  | <b>Amalie luel</b>          | <b>Baton Rouge</b>  | <b>8 Apr 17</b>  |
| GBR        | 52.74        | Sally Gunnell           | Stuttgart           | 19 Aug 93        | NRU              | 78.8  | Ifrica Detabene             | Bairiki             | 16 Jun 07        |
| GBS        | 62.09        | Graciela Martins        | Bambolim            | 25 Jan 14        | NZL              | 56.25   | Rebecca Wardell             | Dunedin             | 23 Mar 03        |
| GEO        | 58.20        | Zhorena Ontyashvili     | Moskva              | 11 Jun 83        | <b>OMA</b>       | <b>66.77</b>  | <b>Hanaa Al-Qasimi</b>      | <b>Doha</b>         | <b>10 Mar 17</b> |
| GEQ        | 64.46        | Teresa Mangue Eyene     | Valencia            | 17 May 14        | PAK              | 61.50   | Nadia Nazir                 | Lahore              | 22 Apr 08        |
| GER        | 53.24        | Sabine Busch            | Potsdam             | 21 Aug 87        | <b>PAN</b>       | <b>55.76</b>  | <b>Gianna Woodruff</b>      | <b>Tucson</b>       | <b>20 May 17</b> |
| GHA        | 59.13        | Ruky Abdulai            | Abbotsford          | 4 Jun 06         | <b>PAR</b>       | <b>61.89</b>  | <b>Fátima Amarilla</b>      | <b>Asunción</b>     | <b>24 Jun 17</b> |
| GRE        | 52.77        | Fani Halkiá             | Athina              | 22 Aug 04        | PER              | 60.18   | Maitte Torres               | Lima                | 16 May 15        |
| GRN        | 58.37        | Kishara George          | Baton Rouge         | 29 May 04        | PHI              | 57.57   | Elma Muros                  | Singapore           | 4 Aug 91         |
| GUA        | 59.79        | Larissa Soto Midena     | Xalapa              | 26 Jul 91        | PLE              | 79.42   | Amina Dubeib                | Latakia             | 5 Sep 90         |
| GUM        | 64.00        | Christina Francisco     | Corvallis           | 30 Apr 16        | PLW              | 75.51   | Ruby Joy Gabriel            | Kolonia             | 23 Jul 14        |
| GUY        | 58.46        | Jenea McCammon          | Clermont            | 14 May 16        | PNG              | 58.02   | Betty Burua                 | Brisbane            | 29 Mar 15        |
| HAI        | 56.87        | Jessica Gélibert        | Jacksonville        | 29 May 14        | POL              | 53.86   | Anna Jesieñ                 | Osaka               | 28 Aug 07        |
| HKG        | 61.04        | Wan Kin Yee             | Busan               | 17 May 97        | POR              | 55.22   | Vera Barbosa                | London              | 5 Aug 12         |
| HON        | 70.70        | Miriam Ávila            | San Juan            | 27 Jul 89        | PRK              | 61.39   | Kim Ji Ok                   | New Delhi           | 25 Nov 82        |
| HUN        | 54.02        | Judit Szekeres          | Roodepoort          | 23 Jan 98        | PUR              | 55.03   | Yvonne Harrison             | Poznan              | 29 Jun 03        |
| INA        | 59.64        | Mellissa Hetharie Viera | Palembang           | 15 Nov 11        | PYF              | 59.42   | Katia Sanford               | Créteil             | 9 Jul 89         |
| IND        | 55.42        | P. T. Usha              | Los Angeles         | 8 Aug 84         | <b>QAT</b>       | <b>68.54</b>  | <b>Kinza El Aloui-Susi</b>  | <b>Doha</b>         | <b>10 Mar 17</b> |
| IRI        | 62.23        | Samira Asemani          | Tehran              | 15 Aug 14        | ROU              | 53.25   | Ionela Tîrlea               | Roma                | 7 Jul 99         |
| IRL        | 54.31        | Susan Smith             | Zürich              | 12 Aug 98        | RSA              | 53.74†  | Myrtle Bothma               | Johannesburg        | 18 Apr 86        |
| IRQ        | 60.15        | Dina Mohammed Saadoun   | New Delhi           | 15 Nov 89        | RUS              | 52.34   | Yuliya Pechonkina           | Tula                | 8 Aug 03         |
| ISL        | 54.37        | Gudrún Arnardóttir      | London              | 5 Aug 00         | SAM              | 59.27   | Kim Peterson                | Auckland            | 20 Jan 90        |
| ISR        | 56.09        | Irina Lenskiy           | Kyiv                | 18 Jun 00        | SEN              | 54.75   | Mame Tacko Diouf            | Athina              | 16 Jun 99        |
| ISV        | 57.55        | Flora Hyacinth          | Santiago/DOM        | 30 Jun 86        | SEY              | 62.55   | Mirenda Francourt           | Seoul               | 16 Sep 92        |
| ITA        | 54.54        | Yadisleidy Pedroso      | Shanghai            | 18 May 13        | SGP              | 59.24   | Dipna Lim Prasad            | Singapore           | 10 Jun 15        |
| IVB        | 58.14        | Lakeisha Warner         | St George's         | 27 Mar 16        | <b>SKN</b>       | <b>59.09</b>  | <b>Reanda Richards</b>      | <b>Columbus, OH</b> | <b>10 Jun 17</b> |
| JAM        | 52.42        | Melaine Walker          | Berlin              | 20 Aug 09        | SLE*             | 57.84   | Aisha Naibe-Wey             | Tallahassee         | 15 May 16        |
| JOR        | 63.13        | Rania Shoukri Al-Qebali | Amman               | 28 Aug 08        | SLO              | 56.63   | Meta Mačus                  | Ljubljana           | 1 Jun 02         |
| JPN        | 55.34        | Satomi Kubokura         | Osaka               | 26 Jun 11        | <b>SMR</b>       | <b>65.31</b>  | <b>Beatrice Berti</b>       | <b>Marsa</b>        | <b>24 Jun 17</b> |
| KAZ        | 54.50        | Natalya Torshina        | VR de Santo António | 27 May 00        | SRB              | 57.55   | Mila Andrić                 | Novi Sad            | 26 Jul 09        |
| KEN*       | 55.84        | Francisca Koki          | Marrakech           | 14 Aug 14        | SRI              | 56.45   | Christine Merrill           | Chula Vista         | 8 Jun 13         |
| KGZ        | 56.16        | Galina Pedan            | Almaty              | 15 Jul 04        | STP              | 61.36   | Inicia Fonseca Coelho       | Mataró              | 1 Jul 97         |
| KIR        | 74.85        | Kimaia Dan Murdoch      | Susupe              | 26 Jun 06        | SUD              | 54.93   | Muna Jabir Ahmed Adam       | Alger               | 22 Jul 07        |
| KOR        | 57.34        | Choi Eun-Ju             | Ansan               | 3 May 13         | SUI              | 54.25   | Anita Protti                | Tokyo               | 29 Aug 91        |
| KOS        | 71.8         | Remzije Shala           | Mitrovicë           | 26 May 85        | SVK              | 56.96   | Lucia Slanicková            | Ostrava             | 2 Aug 14         |
| KUW        | 74.26        | Lina Samir Al-Qallaf    | Muscat              | 14 Mar 15        | SWE              | 54.15   | Ann-Louise Skoglund         | Stuttgart           | 30 Aug 86        |
| LAO        | 68.12        | Toly Phengphalang       | Vientiane           | 18-20 Sep 14     | SYR              | 56.89   | Ghofrane Al-Mohamed         | Almaty              | 5 Jul 16         |
| LAT        | 55.46        | Lana Jēkabsons          | Tallinn             | 9 Jun 96         | TAN              | 66.9  | Thea Antony                 | Dar-es-Salaam       | 16 Nov 02        |
| LBA        | 61.54        | Najla Aqdeir Ali Salem  | Rieti               | 14 Jun 15        | TGA              | 67.72   | Lata Manoa                  | Nuku'alofa          | 28 Aug 98        |
| LBN        | 60.96        | Diala Chab              | Busan               | 8 Oct 02         | THA              | 56.25   | Reawadee Watanasin          | Hiroshima           | 14 Oct 94        |
| LBR        | 55.55        | Kou Luogon-Wright       | Baie Mahault        | 1 May 09         | <b>TJK</b>       | <b>59.34</b>  | <b>Kristina Pronzhenko</b>  | <b>Bishkek</b>      | <b>18 Jun 17</b> |
| LCA        | 60.62        | Kassandra Pierre        | High Point, NC      | 14 May 15        | TKM              | 58.47   | Merjen Ishankuliyeva        | Almaty              | 14 Jun 09        |
| LIE        | 64.08        | Claudia Fantina         | Colombier           | 6 Sep 92         | TOG              | 61.14   | Sandrine Thiébaud-Kangni    | St. Étienne         | 19 May 02        |
| LTU        | 54.02        | Ana Ambrazienė          | Moskva              | 11 Jun 83        | TPE              | 55.71   | Hsu Pei-Chin                | Bangkok             | 17 Dec 98        |
| LUX        | 59.19        | Kim Reuland             | Ninove              | 23 Jul 16        | TTO              | 53.20   | Josanne Lucas               | Berlin              | 20 Aug 09        |
| MAC        | 68.44        | Tse Ioi San             | Lisboa              | 3 May 97         | TUN              | 57.69   | Hend Kebaoui                | Lindau              | 28 Jul 95        |
| MAD        | 56.49        | Cendrino Razaïrimalala  | St. Étienne         | 1 Jul 01         | TUR              | 55.09   | Nagehan Karadere            | Ankara              | 31 Jul 11        |
| MAR        | 52.90        | Nezha Bidouane          | Sevilla             | 25 Aug 99        | UAE              | 73.98   | Muhra Jassem Abdullah       | Manama              | 8 Mar 13         |
| MAS        | 56.02        | Norasheela Mohd Khalid  | Regensburg          | 17 Jun 06        | UGA              | 57.02   | Ruth Kyalisima              | Los Angeles         | 6 Aug 84         |
| MAW        | 64.26        | Ambwene Simukonda       | Swansea             | 5 Jun 11         | UKR              | 53.37   | Tatyana Tereshchuk-Antipova | Athina              | 22 Aug 04        |
| MDA        | 56.11        | Natalia Dudina          | Tallinn             | 5 Jul 88         | URU              | 56.30   | Déborah Rodríguez           | Beijing             | 23 Aug 15        |
| MEX        | 55.78        | Zudikéy Rodríguez       | Cd. de México       | 16 Aug 14        | USA              | 52.47   | Lashinda Demus              | Daegu               | 1 Sep 11         |
| MGL        | 64.0         | Baatar Hurelceceg       | Ulan Bator          | 22 Aug 84        | UZB              | 54.43   | Tatyana Zubova              | Kyiv                | 22 Jun 84        |
| <b>MKD</b> | <b>59.33</b> | <b>Drita Islami</b>     | <b>Ohrid</b>        | <b>10 Jun 17</b> | VAN              | 58.68   | Mary Estelle Kapalu         | Atlanta             | 28 Jul 96        |
| MLI        | 60.90        | Oumou Keïta             | Reims               | 15 Jul 12        | VEN              | 56.65   | Magdalena Mendoza           | Lima                | 13 Jun 15        |
| MLT        | 64.87        | Marilyn Grech           | Baku                | 21 Jun 15        | VIE              | 56.15   | Nguyen Thi Huyen            | Singapore           | 10 Jun 15        |
| MNE        | 58.36        | Sanja Tripković         | Beograd             | 28 Jun 98        | VIN              | 58.89   | Yvette Haynes               | Odessa, TX          | 18 May 91        |
| MON        | 76.45        | Virginie Gollino        | Nice                | 6 Jun 92         | YEM              | 64.70   | Fatima Suleiman Al-Dahman   | Aleppo              | 24 Jul 09        |
| MOZ        | 63.01        | Telma Cossa             | Germiston           | 25 Jan 02        | ZAM              | 70.65   | Exhildah Bunda              | Windhoek            | 20 Oct 90        |
| MRI        | 60.08        | Sandra Govinden         | Belle Vue           | 27 Jun 92        | ZIM              | 59.76   | Yvonne Ntini                | Germiston           | 20 Jun 98        |
| MYA        | 59.38        | Cherry                  | Kuala Lumpur        | 14 Sep 01        | <b>Notes (*)</b> |   |                             |                     |                  |
| NAM        | 58.68        | Lilanne Klaasman        | Brazzaville         | 17 Sep 15        | <i>ARM</i>       | 56.15 Lili Harutyunyan Artashat 29 May 16 – questionable                      |                             |                     |                  |
| NCA        | 62.74        | Jéssica Aguilera        | Managua             | 18 Feb 06        | <i>GAM</i>       | N Ceesay transferred to Gambia from 31 May 11                                 |                             |                     |                  |
| NED        | 54.62        | Ester Goossens          | Budapest            | 21 Aug 98        | <i>KEN</i>       | 55.82 Francisca Koki Nairobi 11 Jul 15 – annulled because of doping violation |                             |                     |                  |
| NEP        | 70.78        | Chandra Kala Kamat      | Singapore           | 24 Jul 87        | <i>SLE</i>       | 57.26 Aisha Naibe-Wey Lokeren, 25 May 15 – before she opted for Sierra Leone  |                             |                     |                  |
| NFI        | 74.88        | Zinta Flitten           | Auckland            | 15 Nov 97        |                  |   |                             |                     |                  |
| NGR        | 54.40        | Ajoke Odumosu           | London              | 6 Aug 12         |                  |   |                             |                     |                  |

| COUNTRY          | MARK | NAME                               | VENUE        | DATE      | COUNTRY    | MARK        | NAME                       | VENUE              | DATE                |
|------------------|------|------------------------------------|--------------|-----------|------------|-------------|----------------------------|--------------------|---------------------|
| <b>High Jump</b> |      |                                    |              |           | DOM        | 1.97        | Juana Arrendel             | San Salvador       | 2 Dec 02            |
| AFG              | 1.11 | Asma Mohammadi                     | Rjukan       | 22 Sep 16 | ECU        | 1.82        | Nancy Vallecilla           | Mainz              | 11 May 85           |
| AIA              | 1.77 | Shinelle Proctor                   | Columbia, MO | 11 Apr 14 | EGY        | 1.82        | Basnet Moussad Ali Ibrahim | Al-Qâhira          | 13 Apr 16           |
|                  | 1.77 | Shinelle Proctor                   | Fayetteville | 31 May 14 | ERI        | 1.51        | Hayat Abdelkadir           | Asmara             | 1 Jun 99            |
| ALB              | 1.92 | Klodeta Gjini                      | Tiranë       | 22 Aug 89 | ESA        | 1.74        | María Gabriela Carrillo    | San Salvador       | 17 Mar 07           |
| ALG              | 1.85 | Sara Bouaoudia                     | Almería      | 1 Jul 05  | ESP        | 2.02        | Ruth Beitia                | San Sebastián      | 4 Aug 07            |
| AND              | 1.83 | Margarida Moreno                   | Monzón       | 1 Jun 91  | EST        | 1.96        | Anna Iljuštšenko           | Viljandi           | 9 Aug 11            |
| ANG              | 1.65 | Xênia Fortes                       | Viseu        | 25 Apr 96 | ETH        | 1.80        | Ariyat Dibo Ubang          | Brazzaville        | 14 Sep 15           |
| ANT              | 1.91 | Priscilla Frederick                | Toronto      | 22 Jul 15 | FIJ        | 1.70        | Mereani White              | Pirae              | 17 Aug 95           |
| ARG              | 1.96 | Solange Witteveen                  | Oristano     | 8 Sep 97  | FIN        | 1.93        | Linda Sandblom             | Kuortane           | 25 Jun 16           |
| ARM              | 1.80 | Olga Vichuzhanina                  | Yerevan      | 20 Jun 83 | FRA        | 1.97i       | Melanie Skotnik            | Aubièrre           | 18 Feb 07           |
|                  | 1.80 | Djana Zutlevitse                   | Yerevan      | 20 Sep 84 | FSM        | 1.36        | Jessica Rablung            | Abay               | 23 Jul 01           |
| ARU              | 1.66 | Jessica Piña                       | Kingston     | 7 Apr 96  | GAB        | 1.75        | Fernande Agnentchoué       | Vichy              | 28 Jul 82           |
| ASA              | 1.52 | Jordan Mageo                       | San Diego    | 2 May 13  | GAM        | 1.65        | Mama Gassama               | Bakau              | 11 May 01           |
| AUS              | 1.98 | Vanessa Ward                       | Perth        | 12 Feb 89 |            | 1.65        | Mama Gassama               | Abuja              | 12 Oct 03           |
|                  | 1.98 | Alison Inverarity                  | Ingolstadt   | 17 Jul 94 |            | 1.65        | Mama Gassama               | Dakar              | 10 Jul 04           |
| AUT              | 1.97 | Sigrid Kirchmann                   | Stuttgart    | 21 Aug 93 | GBR        | 1.98        | Katarina Johnson-Thompson  | Río de Janeiro     | 12 Aug 16           |
| AZE              | 1.80 | Nina Brintseva                     | Baku         | 15 May 69 | GBS        | 1.61        | Sandra Turpin              | Lisboa             | 12 May 90           |
| BAH†*            | 1.81 | Kenya Culmer                       | Wichita      | 12 May 12 |            | 1.61        | Plácida Miroelho           | Abrantes           | 21 Jun 03           |
| BAN              | 1.67 | Sathi Parveen                      | Mirpur       | 12 Mar 02 | GEO        | 1.92        | Valentyna Liashenko        | Berdychev          | 27 Jun 15           |
| BAR†             | 1.95 | Akela Jones                        | Azusa        | 13 Apr 16 | GEQ        | 1.56        | Bibiana-Martina Olanan     | Malabo             | 25-27 Oct 12        |
| BDI              | 1.55 | Niyonsaba                          | Bururi       | 15 Mar 87 | GER†       | 2.06        | Ariane Friedrich           | Berlin             | 14 Jun 09           |
| BEL†             | 2.05 | Tia Hellebaut                      | Beijing      | 23 Aug 08 | GHA        | 1.85        | Margaret Simpson           | Göztis             | 28 May 05           |
| BEN†             | 1.72 | Odile Ahouanwanou                  | Brazzaville  | 15 Sep 15 |            | 1.85        | Ruky Abdulai               | Abbotsford         | 24 Jul 05           |
| BER              | 1.80 | Zindzi Swan                        | Atlanta      | 14 May 05 |            | 1.85        | Ruky Abdulai               | Fresno             | 26 May 07           |
|                  | 1.80 | Zindzi Swan                        | Nassau       | 10 Jul 05 | GIB        | 1.42        | Caroline Tante             | Gibraltar          | 20 Jul 91           |
|                  | 1.80 | Sakari Famous                      | Hamilton/BER | 30 Apr 16 | GRE        | 2.03        | Niki Bakoyiánni            | Atlanta            | 3 Aug 96            |
| BHU              | 1.36 | Dawa Palden                        | Thimphu      | 8 Jul 16  | GRN†       | 1.86        | Patricia Sylvester         | Toronto            | 11 Jun 13           |
| BIH              | 1.94 | Amra Temim                         | Varaždin     | 15 Aug 87 | GUA        | 1.79        | Ana Regina Quiñónez        | Kingston           | 19 Jul 91           |
| BIZ†             | 1.70 | Kay de Vaughn                      | Managua      | 25 Sep 04 | GUI†*      | 1.60        | Fatoumata Balley           | Bruay-la-Buissière | 19 May 13           |
|                  | 1.70 | Katy Sealy                         | Colchester   | 3 May 15  |            | 1.60        | Fatoumata Balley           | Compiègne          | 14 May 14           |
| BLR              | 2.00 | Tatyana Shevchik                   | Gomel        | 14 May 93 |            | 1.60        | Fatoumata Balley           | Beauvais           | 27 Jun 14           |
| BOL              | 1.72 | Claribel Salinas                   | La Paz       | 12 Nov 00 |            | 1.60        | Fatoumata Balley           | Reims              | 6 Jul 14            |
| BOT              | 1.71 | Titose Chilume                     | Lusaka       | 13 Dec 12 | GUM        | 1.54        | Linda Babao                | Tumon              | 30 Mar 90           |
| BRA              | 1.92 | Orlane dos Santos                  | Bogotá       | 11 Aug 89 | GUY        | 1.90        | Najuma Fletcher            | Knoxville          | 3 Jun 95            |
| BRN              | 1.70 | Maryam Mohd Al-Ansari              | Doha         | 17 Dec 11 |            | 1.90        | Najuma Fletcher            | Göteborg           | 11 Aug 95           |
|                  | 1.70 | Maryam Mohd Al-Ansari              | Manama       | 9 Mar 13  | HAI        | 1.86        | Vanessa Jules              | Chula Vista        | 22 May 15           |
|                  | 1.70 | Maryam Mohd Al-Ansari              | Muscat       | 15 Mar 15 | <b>HKG</b> | <b>1.88</b> | <b>Yeung Man Wai</b>       | <b>Taipei</b>      | <b>30 Apr 17</b>    |
| BRU              | 1.60 | Alinawati Ali Akbar                | Manila       | 28 Apr 99 | HON        | 1.50        | Francis Orellána           | San Pedro Sula     | 28 Sep 08           |
| BUL              | 2.09 | Stefka Kostadinova                 | Roma         | 30 Aug 87 | HUN        | 2.00        | Dóra Györfy                | Nyiregyháza        | 26 Jul 01           |
| BUR              | 1.94 | Irène Tiendrébéogo                 | Niort        | 1 Aug 99  | INA        | 1.79        | Nadia Anggraini            | Singapore          | 28 Apr 16           |
| CAF              | 1.62 | Christiane Yamayélé                | Bangui       | 15 Mar 72 | IND        | 1.92        | Sahana Kumari              | Hyderabad          | 23 Jun 12           |
| CAM              | 1.53 | Our Kim Leang                      | Phnom Penh   | 19 Jul 68 | IRI        | 1.83        | Sepideh Tavakoli           | Incheon            | 28 Sep 14           |
| CAN†             | 1.98 | Debbie Brill                       | Rieti        | 2 Sep 84  | IRL        | 1.95        | Deirdre Ryan               | Daegu              | 1 Sep 11            |
| CAY              | 1.75 | Ashleigh Nalty                     | Hamilton/BER | 17 Jul 13 | <b>IRQ</b> | <b>1.73</b> | <b>Mariam Abdul Hameed</b> | <b>Baghdad</b>     | <b>16-18 Mar 17</b> |
| CGO              | 1.70 | Addo Ndala                         | Quimper      | 16 Jun 90 |            | <b>1.73</b> | <b>Mariam Abdul Hameed</b> | <b>Bangkok</b>     | <b>21 May 17</b>    |
|                  | 1.70 | Tania Matshoko                     | Antony       | 8 May 16  | ISL†       | 1.88        | Thórdís Gísladóttir        | Grimsby            | 19 Aug 90           |
| CHA              | 1.60 | Christine Koumnobégué IyéN'Djamena |              | Mar 91    | ISR†       | 1.92        | Danial Frenkel             | Barcelona          | 30 Jul 10           |
| CHI              | 1.80 | Alejandra Chomali                  | Santiago/CHI | 28 Aug 94 |            | 1.92        | Maayan Furman              | Neurim             | 9 Aug 11            |
|                  | 1.80 | Kerstin Weiss                      | Cochabamba   | 3 Jun 01  |            | 1.92        | Maayan Shahaf              | Tel Aviv           | 17 Jul 13           |
|                  | 1.80 | Kerstin Weiss                      | Cochabamba   | 1 Jun 05  | ISV        | 1.75        | Wanetta Kirby              | West Long Branch   | 6 Jun 15            |
| CHN              | 1.97 | Jin Ling                           | Hamamatsu    | 7 May 89  |            | 1.75        | Wanetta Kirby              | New York           | 11 Jul 15           |
| CIV              | 1.95 | Lucienne N'Da                      | Belle Vue    | 28 Jun 92 | ITA†       | 2.03        | Antonietta Di Martino      | Milano             | 24 Jun 07           |
| CMR              | 1.80 | Cécile Ngambi                      | Moskva       | 24 Jul 80 |            | 2.03        | Antonietta Di Martino      | Osaka              | 2 Sep 07            |
|                  | 1.80 | Lolita Nack                        | Yaoundé      | 16 Jun 96 | IVB        | 1.65        | Takola Creque              | Road Town          | 21 Mar 94           |
| COD              | 1.68 | Mimi Mwéma                         | Wetzlar      | 18 May 85 |            | 1.65        | Chantel Malone             | Road Town          | 29 Jun 08           |
| COK              | 1.67 | Vicki Keil                         | Avarua       | 3 Jun 91  |            | 1.65        | Z'Niah Hutchinson          | Road Town          | 4 Mar 16            |
| COL              | 1.93 | Caterine Ibarguén                  | Cali         | 22 Jul 05 | JAM*       | 1.93        | Sheree Franics             | Spanish Town       | 15 May 10           |
| COM              | 1.67 | Nadia Mladjao                      | Dreux        | 11 Jul 98 | JOR        | 1.73        | Souhad Haddad              | Irbid              | 26 Aug 93           |
| CPV              | 1.62 | Vera Barbosa                       | Lisboa       | 21 Jan 06 | JPN        | 1.96        | Miki Imai                  | Yokohama           | 15 Sep 01           |
| CRC              | 1.76 | Alejandra Gómez                    | Toluca       | 18 Jul 08 | KAZ        | 2.01        | Olga Turchak               | Moskva             | 7 Jul 86            |
| CRO              | 2.08 | Blanka Vlašić                      | Zagreb       | 31 Aug 09 | KEN        | 1.75        | Caroline Cherotich         | Nairobi            | 13 May 14           |
| CUB              | 2.04 | Silvia Costa                       | Barcelona    | 9 Sep 89  | KGZ        | 1.97        | Tatyana Efimenko           | Roma               | 11 Jul 03           |
| CYP†             | 1.93 | Leontia Kallenou                   | Starkville   | 15 May 15 | KIR        | 1.50        | Kimaia Dan Murdoch         | Bairiki            | 11 May 05           |
| CZE              | 2.00 | Zuzana Kováčiková-Hlavová          | Praha        | 5 Jun 00  | KOR        | 1.93        | Kim Hee-Sun                | Seoul              | 10 Jun 90           |
| DEN              | 1.94 | Pia Zinck                          | Athína       | 8 Aug 97  | <b>KOS</b> | <b>1.40</b> | <b>Merlinda Kryeziu</b>    | <b>Skopje</b>      | <b>23 Apr 17</b>    |
| DJI              | 1.30 | Neima Awaleh Ahmed                 | Djibouti     | 8 May 03  | KUW        | 1.53        | Sarah Nasser Al-Sabea      | Muscat             | 15 Mar 15           |
| DMA†             | 1.85 | Thea LaFond                        | Gainesville  | 3 Apr 15  | LAO        | 1.58        | Phommasane Khammone        | Vientiane          | 6 Nov 00            |
|                  |      |                                    |              |           |            | 1.58        | Somkhit Bounsith           | Vientiane          | 17 Dec 12           |





| COUNTRY    | MARK        | NAME                  | VENUE            | DATE             | COUNTRY     | MARK        | NAME                        | VENUE                | DATE             |
|------------|-------------|-----------------------|------------------|------------------|-------------|-------------|-----------------------------|----------------------|------------------|
| GER        | 2.07        | Heike Henkel          | Karlsruhe        | 8 Feb 92         | COD         | 2.52        | Prisca Kizito               | Huizingen            | 28 Jun 14        |
| GRN        | 1.89        | Patricia Sylvester    | Fayetteville     | 9 Mar 07         | COL         | 4.21        | Milena J. Agudelo           | Armenia              | 19 Aug 05        |
| GUI        | 1.62        | Fatoumata Balley      | Bordeaux         | 1 Feb 14         | CPV‡        | 2.40        | Kidline Gomes               | Fátima               | 1 Jun 14         |
| ISL        | 1.90        | Thórdís Gísladóttir   | Pontiac          | 12 Mar 83        | CRC         | 2.70        | Maureen Calvo               | Desampa              | 4 Mar 01         |
| ISR        | 1.94        | Daniel Frenkel        | Paris            | 5 Mar 11         |             | 2.70        | Nicole Soto                 | San José/CRC         | 30 Jul 16        |
| ITA        | 2.04        | Antonietta Di Martino | Banská Bystrica  | 9 Feb 11         | CRO‡        | 4.05        | Ivona Jerković              | Zagreb               | 29 Jul 05        |
| <b>LBR</b> | <b>1.60</b> | <b>Maya Neal</b>      | <b>Nashville</b> | <b>24 Feb 17</b> | CUB         | 4.91        | Yarisley Silva              | Beckum               | 2 Aug 15         |
| MTN        | 1.52        | Badia Kamara          | Doha             | 23 Jan 12        | CYP         | 4.45        | Marianna Zahariadi          | Pescara              | 30 Jun 09        |
| POR        | 1.88        | Enezenaide Gomes      | Budapest         | 5 Mar 04         | CZE         | 4.76        | Jirina Svobodová            | Plzeň                | 4 Sep 13         |
| QAT        | 1.45        | Faysa Abdulnaser      | Doha             | 26 Feb 10        | DEN‡        | 4.36        | Caroline Bonde Holm         | Cardiff              | 18 Jul 12        |
| ROU        | 2.03        | Monica Iagăr-Dinescu  | București        | 23 Feb 99        | DOM         | 3.53        | Hiyadilis Melo              | Santo Domingo        | 31 May 14        |
| SEN        | 1.84        | Awa Dioum-Ndiaye      | Paris            | 8 Mar 86         | ECU         | 3.90        | Ana Quiñónez                | Concordia            | 13 Nov 16        |
| SLO        | 2.00        | Britta Bilač          | Frankfurt        | 9 Feb 94         | EGY         | 3.80        | Nesrine Ahmed Hasan Eman    | Damascus             | 8 Oct 09         |
| SVK        | 1.96        | Maria Melová          | Banská Bystrica  | 12 Feb 97        | ESA         | 3.73        | Michelle Rivera             | Van Nuys             | 10 May 02        |
|            | 1.96        | Maria Melová          | Otterberg        | 27 Feb 99        | ESP         | 4.56i       | Naroa Agirre                | Sevilla              | 17 Feb 07        |
| SWE        | 2.08        | Kajsa Bergqvist       | Arnstadt         | 4 Feb 06         | EST         | 4.31i       | Reena Koll                  | Tartu                | 9 Feb 16         |
| TTO        | 1.93        | Natasha Alleyne       | Lexington        | 11 Feb 95        | ETH         | 1.60        | Aynalem Testa               | Alicante             | 4 Jun 16         |
|            |             |                       |                  |                  | <b>FIJ</b>  | <b>3.60</b> | <b>Eseta Finau</b>          | <b>Los Gatos</b>     | <b>22 Apr 17</b> |
|            |             |                       |                  |                  | FIN         | 4.71i       | Wilma Murto                 | Zweibrücken          | 31 Jan 16        |
|            |             |                       |                  |                  | FRA         | 4.71i       | Marion Fiack                | Aubièrre             | 10 Jan 15        |
|            |             |                       |                  |                  | GAM         | 1.50        | Hadja Fanta Sidibeh Jambo   | Castellar del Vallès | 19 Apr 09        |
|            |             |                       |                  |                  | <b>GBR‡</b> | <b>4.80</b> | <b>Holly Bradshaw</b>       | <b>Manchester</b>    | <b>26 May 17</b> |
|            |             |                       |                  |                  | GBS         | 2.55        | Plácida Miroelho            | Almada               | 15 Jun 03        |
|            |             |                       |                  |                  |             | 2.55        | Plácida Miroelho            | Abrantes             | 22 Jun 03        |
|            |             |                       |                  |                  | GEO‡        | 3.10        | Diana Zolotukhina           | Tbilisi              | 29 Jul 15        |
|            |             |                       |                  |                  | GER         | 4.82        | Silke Spiegelburg           | Monaco               | 20 Jul 12        |
|            |             |                       |                  |                  | GHA         | 2.50        | Margaret Simpson            | Rédout               | 19 Apr 07        |
|            |             |                       |                  |                  | GRE         | 4.90i       | Ekateríni Stefanídi         | New York             | 20 Feb 16        |
|            |             |                       |                  |                  | GUA         | 3.50        | Peggy Ovalle                | St. Charles          | 15 May 05        |
|            |             |                       |                  |                  | HAI         | 2.00        | Roselyne Plaisimond         | Versailles           | 8 May 16         |
|            |             |                       |                  |                  | <b>HKG</b>  | <b>3.55</b> | <b>Choi Sin Ting</b>        | <b>Hongkong</b>      | <b>23 Apr 17</b> |
|            |             |                       |                  |                  | HON         | 2.60        | Glenda Aguilar              | Cd. de México        | 5 Jul 98         |
|            |             |                       |                  |                  | HUN         | 4.55        | Krisztina Molnár            | Beckum               | 20 Aug 06        |
|            |             |                       |                  |                  | INA         | 4.10        | Desy Margawati              | Colombo              | 10 Aug 02        |
|            |             |                       |                  |                  | IND         | 4.15        | V. Suresh Surekha           | New Delhi            | 4 Nov 14         |
|            |             |                       |                  |                  | <b>IRI</b>  | <b>3.50</b> | <b>Mahsa Mirzatabibi</b>    | <b>Shiraz</b>        | <b>11 Apr 17</b> |
|            |             |                       |                  |                  | IRL         | 4.60        | Tori Pena                   | Chula Vista          | 6 Jun 13         |
|            |             |                       |                  |                  | IRQ         | 2.65        | Zahraa Jamal Al-Dulaimeh    | Amman                | 24 Oct 13        |
|            |             |                       |                  |                  | ISL         | 4.60        | Thórey Edda Elísadóttir     | Madrid               | 17 Jul 04        |
|            |             |                       |                  |                  | ISR         | 4.03        | Olga Dogadko                | Tel Aviv             | 4 Jul 07         |
|            |             |                       |                  |                  | ISV         | 2.74        | Zhondra Carty               | Cedar Hill           | 2 Apr 11         |
|            |             |                       |                  |                  | ITA‡        | 4.60        | Anna Giordano Bruno         | Milano               | 2 Aug 09         |
|            |             |                       |                  |                  | JAM         | 3.40        | Maria Newton                | Ashford              | 10 May 98        |
|            |             |                       |                  |                  |             | 3.40        | Maria Newton                | Wigan                | 6 Jun 99         |
|            |             |                       |                  |                  | JOR         | 3.20        | Fatima Al-Zahra Barshi      | Damascus             | 12 Sep 04        |
|            |             |                       |                  |                  | JPN         | 4.40        | Tomomi Abiko                | Osaka                | 9 Jun 12         |
|            |             |                       |                  |                  | KAZ         | 4.20        | Olga Lapina                 | Busan                | 17 May 14        |
|            |             |                       |                  |                  | KEN         | 3.20        | Caroline Cherotich          | Nairobi              | 9-11 Jul 15      |
|            |             |                       |                  |                  | KOR         | 4.41        | Choi Yun-Hee                | Gimcheon             | 8 May 12         |
|            |             |                       |                  |                  | KUW         | 1.80        | Fatima Mathni Taoufik       | Al-Kuwait            | 11 Sep 12        |
|            |             |                       |                  |                  | LAO‡        | 2.40        | Soutsada Siliophonphanh     | Bangkok              | 8 Sep 15         |
|            |             |                       |                  |                  | LAT         | 4.20        | Krista Obizajeva            | Liepaja              | 7 Jul 12         |
|            |             |                       |                  |                  | LBN         | 2.10        | Jana Majed                  | Beyrouth             | 8 Jul 10         |
|            |             |                       |                  |                  | LCA         | 2.10        | Kelia Antoine               | Mon Repos            | 21 Feb 10        |
|            |             |                       |                  |                  | LIE‡        | 2.30        | Hannah Meier                | Götzis               | 5 Jul 14         |
|            |             |                       |                  |                  | LTU         | 3.91        | Rolanda Demčenko            | Kaunas               | 8 Jul 12         |
|            |             |                       |                  |                  | LUX‡        | 4.30        | Gina Reuland                | Reykjavík            | 4 Jun 15         |
|            |             |                       |                  |                  | MAD         | 2.45        | Ange Rajaonah               | Antananarivo         | 27 Aug 00        |
|            |             |                       |                  |                  | MAR         | 4.05        | Nisrine Dinar               | Rabat                | 16 Jul 06        |
|            |             |                       |                  |                  | MAS         | 4.40        | Roslinda Samsu              | Mataró               | 10 Jul 06        |
|            |             |                       |                  |                  | <b>MDA‡</b> | <b>3.60</b> | <b>Ecaterina Abramova</b>   | <b>Tiraspol</b>      | <b>27 May 11</b> |
|            |             |                       |                  |                  |             | 3.60        | Irina Tverdochlebova        | Brest                | 16 May 15        |
|            |             |                       |                  |                  |             | <b>3.60</b> | <b>Irina Tverdochlebova</b> | <b>Tiraspol</b>      | <b>26 May 17</b> |
|            |             |                       |                  |                  |             | <b>3.60</b> | <b>Irina Tverdochlebova</b> | <b>Tel Aviv</b>      | <b>24 Jun 17</b> |
|            |             |                       |                  |                  | MEX‡        | 4.35        | Carmelita Correa            | Cd. de México        | 19 Mar 16        |
|            |             |                       |                  |                  | MLI‡        | 2.40        | Dianabou Diarra             | Savigny-le-Temple    | 29 May 16        |
|            |             |                       |                  |                  | <b>MLT</b>  | <b>3.50</b> | <b>Peppyna Dalli</b>        | <b>San Marino</b>    | <b>30 May 17</b> |
|            |             |                       |                  |                  | <b>MON</b>  | <b>2.70</b> | <b>Sarah Seggiaro</b>       | <b>Nice</b>          | <b>28 May 17</b> |
|            |             |                       |                  |                  | MRI         | 3.71        | Nancy Chekoussen            | Rédout               | 25 Jul 04        |

## Notes (\*)

- BAH Atkinson-Grier, listed previously – from Jamaica  
 GUI Balley became a French citizen in November 2014  
 JAM 1.95 Marisa Cadienhead San Angelo 24 May 02 – not ratified by federation, she opted to compete for Canada from 3 July 02  
 MAD 1.68 Ashley Rambo Santhia 26 May 11 – citizenship unclear  
 MTN Badia Kamara became a Qatari citizen in 2013  
 QAT Kamara became a Qatari citizen in 2013  
 UZB 1.98 Svetlana Radzivil Tashkent 22-23 May 08 & 1.98 Nadezhda Dusanova Tashkent 17 Jul 08 – unknown irregularity

## Pole Vault

|            |             |                          |                      |                 |
|------------|-------------|--------------------------|----------------------|-----------------|
| ALB        | 2.60        | Alma Dhespollari         | Patra                | 8 May 10        |
| ALG*       | 3.70        | Lynda Méziani            | Franconville         | 7 May 00        |
|            | 3.70        | Sonia Halliche           | Alger                | 24 Jul 06       |
|            | 3.70        | Sonia Halliche           | Alger                | 5 Jul 10        |
|            | 3.70        | Sonia Halliche           | Alger                | 28 Jul 11       |
| AND        | 2.90        | María Martínez           | el Prat de Llobregat | 18 May 08       |
| ANG        | 3.60        | Lídia Nicole Alberto     | Vagos                | 14 Jun 15       |
| ARG        | 4.43        | Alejandra García         | Santa Fe             | 3 Apr 04        |
| AUS        | 4.81        | Alana Boyd               | Sippy Downs          | 2 Jul 16        |
| AUT‡       | 4.45        | Kira Grünberg            | Zürich               | 12 Aug 14       |
| AZE‡       | 3.80        | Yelena Gladkova          | Baku                 | 1 Jun 14        |
|            | 3.80        | Yelena Gladkova          | Saransk              | 6 Aug 15        |
|            | 3.80        | Yelena Gladkova          | Kazan                | 26 Jun 16       |
| BDI‡       | 3.70        | Laëtitia Berthier        | Feyzin               | 29 Jun 07       |
|            | 3.70        | Laëtitia Berthier        | Addis Ababa          | 1 May 08        |
|            | 3.70        | Laëtitia Berthier        | Pierre-Bénite        | 13 Jun 08       |
|            | 3.70        | Laëtitia Berthier        | Annecy               | 14 Jun 08       |
|            | 3.70        | Laëtitia Berthier        | Vénissieux           | 28 Jun 08       |
| BEL        | 4.42        | Chloé Henry              | Waremmes             | 22 Aug 15       |
| BIH        | 2.40        | Mehdija Suljić           | Istanbul             | 18 Jun 05       |
|            | 2.40        | Aldijana Bogučanin       | Castellón            | 16 Sep 06       |
|            | 2.40        | Ajla Šišić               | Banská Bystrica      | 21 Jun 08       |
| BIZ        | 2.63        | Stephaun Martínez        | Tallahassee          | 12 Mar 11       |
| BLR        | 4.65        | Anastasiya Shvedova      | Barcelona            | 30 Jul 10       |
| BOL        | 2.55        | María del Carmen Paredes | Cochabamba           | 14 May 06       |
| BRA        | 4.87        | Fabiana Murer            | São Bernardo         | 3 Jul 16        |
| BUL‡       | 4.45        | Tanya Koleva             | Velenje              | 21 Jun 03       |
| BUR        | 2.80        | Lynda Ouédraogo          | Dreux                | 11 May 08       |
|            | 2.80        | Lynda Ouédraogo          | Aix-en-Provence      | 18 May 08       |
| CAF        | 2.00        | Chancela Moundo          | Marseille            | 25 May 06       |
|            | 2.00        | Chancela Moundo          | Miramas              | 18 Jun 06       |
| CAM*       | 2.81        | Hélène Kong              | Forbach              | 27 Jun 07       |
| <b>CAN</b> | <b>4.71</b> | <b>Alysha Newman</b>     | <b>Coral Gables</b>  | <b>8 Apr 17</b> |
| CGO        | 2.40        | Carine Golom Mbem        | Brazzaville          | 15 Jul 04       |
| CHA        | 1.80        | Amina Mahamat            | St. Jean-de-Luz      | 1 May 03        |
| CHI        | 4.30        | Carolina Torres          | Santo Domingo        | 9 Aug 03        |
| CHN‡       | 4.66        | Li Ling                  | Wuhan                | 6 Jun 15        |
| CIV        | 3.80        | Sinali Alima Ouattara    | Aulnay-sous-Bois     | 9 Jul 14        |
| CMR        | 2.60        | Manuella Cancade         | Bourg-en-Bresse      | 16 Jun 13       |



| COUNTRY  | MARK        | NAME                           | VENUE             | DATE                | COUNTRY  | MARK  | NAME                   | VENUE              | DATE             |
|--|-------------|--------------------------------|-------------------|---------------------|--|---|------------------------|--------------------|------------------|
| MYA  | 3.40        | Hnin Yee Wai                   | Nay Pyi Taw       | 28 Jan 15           | <i>Superior (or identical) indoor bests not ratified by federation as absolute records (‡)</i> |   |                        |                    |                  |
| NAM  | 2.30        | Chene de Wet                   | Windhoek          | 6 Apr 13            | AUT  | 4.45  | Kira Grünberg          | Praha              | 6 Mar 15         |
| NCA  | 2.65        | Yescarleth Rodríguez           | Alajuela          | 21 Jan 10           | <b>AZE</b>   | <b>3.90</b>   | <b>Yelena Gladkova</b> | <b>Chelyabinsk</b> | <b>11 Jan 17</b> |
| NED  | 4.55        | Femke Pluim                    | Amsterdam         | 1 Aug 15            | BDI  | 3.71  | Laëtitia Berthier      | Epinal             | 9 Feb 08         |
| NGR  | 3.20        | Victoria Itodo                 | Lagos             | 17 May 07           | BUL  | 4.50  | Tanya Stefanova        | Athina             | 16 Feb 05        |
|  | 3.20        | Maureen Williams               | Kaduna            | 19 Feb 09           | CHN  | 4.70  | Li Ling                | Doha               | 19 Feb 16        |
| NOR‡   | 4.40        | Cathrine Larsåsen              | København (Ø)     | 6 Aug 11            | CPV  | 2.40  | Cleisa Tavares         | Pombal             | 30 Jan 10        |
| <b>NZL</b>   | <b>4.82</b> | <b>Eliza McCartney</b>         | <b>Auckland</b>   | <b>26 Feb 17</b>    | <b>CRO</b>   | <b>4.05</b>   | <b>Martina Fileš</b>   | <b>Beograd</b>     | <b>25 Feb 17</b> |
| OMA  | 2.70        | Rasha Mohamed Al-Malki         | Dubai             | 13 Dec 12           | DEN  | 4.43  | Caroline Bonde Holm    | Bad Oeynhausen     | 28 Feb 14        |
|  | 2.70        | Rasha Mohamed Al-Malki         | Al-Qâhira         | 22 Jun 13           | GBR  | 4.87  | Holly Bleasdale        | Villeurbanne       | 20 Jan 12        |
| PAK  | 3.07        | Sidra Bashir                   | Islamabad         | 3 Apr 15            | GEO  | 3.10  | Diana Zolotukhina      | Tbilisi            | 7/8 Feb 15       |
| PAN  | 2.20        | Meelany Jaén                   | Managua           | 15 Jun 12           | ITA  | 4.60  | Roberta Bruni          | Ancona             | 17 Feb 13        |
| PAR  | 3.75        | Catalina Amarilla              | Wipperfurth       | 3 Jun 15            | LAO  | 3.00  | Toukta Khamboonheung   | Hanoi              | 31 Oct 09        |
| PER  | 3.90        | Alejandra Arévalo              | Lima              | 8 Sep 16            | LIE  | 2.50  | Kathrin Berginz        | Dornbirn           | 25 Jan 14        |
| PHI‡*  | 4.11        | Deborah Samson                 | Cerritos          | 22 Mar 08           | LUX  | 4.30  | Gina Reuland           | Praha              | 6 Mar 15         |
| PNG  | 2.30        | Delilah Kami                   | Brisbane          | 14 Jun 15           | MDA  | 3.60  | Ecaterina Abramova     | Chişinău           | 5 Feb 12         |
| POL  | 4.85i       | Anna Rogowska                  | Paris             | 6 Mar 11            |  | 3.60  | Ecaterina Abramova     | Chişinău           | 5 Feb 13         |
| POR‡   | 4.50        | Leonor Tavares                 | Albi              | 29 Jul 11           |  | 3.60  | Irina Tverdochlebova   | Istanbul           | 23 Feb 13        |
|  | 4.50        | Leonor Tavares                 | Franconville      | 6 Jul 16            |  | 3.60  | Irina Tverdochlebova   | Chişinău           | 9 Jan 16         |
| PRK  | 3.60        | Ri Myong Sim                   | Pyongyang         | 4 Oct 11            |  | 3.60  | Irina Tverdochlebova   | Chişinău           | 6 Feb 16         |
| PUR  | 4.50        | Diamara Planell                | Norwalk           | 16 Apr 16           |  | 3.60  | Irina Tverdochlebova   | Istanbul           | 27 Feb 16        |
| PYF  | 3.01        | Lucie Tepea                    | Punaruu           | 30 May 09           | MEX  | 4.41  | Carmelita Correa       | Flagstaff          | 12 Feb 16        |
| <b>QAT</b>   | <b>2.10</b> | <b>Fatima Othman Al-Absi</b>   | <b>Doha</b>       | <b>9 Mar 17</b>     | MLI  | 2.82  | Aminata Sanoko         | Cercy-la-Tour      | 13 Jan 96        |
| ROU‡   | 4.22        | Gabriela Mihalcea              | Dreux             | 11 Jun 99           | NOR  | 4.41  | Cathrine Larsåsen      | Steinkjer          | 11 Feb 12        |
| RSA  | 4.42        | Elmarie Gerryts                | Wesel             | 12 Jun 00           | PHI  | 4.11  | Deborah Samson         | Seattle            | 16 Feb 08        |
| RUS  | 5.06        | Yelena Isinbaeva               | Zürich            | 28 Aug 09           | POR  | 4.51  | Marta Onofre           | Pombal             | 6 Mar 16         |
| SAM  | 1.50        | Hi Fesili                      | Apia              | 30 Nov 98           | ROU  | 4.25  | Gabriela Mihalcea      | Piräus             | 13 Feb 99        |
| SEN  | 3.71        | Fatoumata Gnacko               | Aulnay-sous-Bois  | 26 Jun 13           | SLO  | 4.71  | Tina Šutej             | Moskva             | 2 Feb 14         |
| <b>SGP</b>   | <b>3.91</b> | <b>Rachel Yang Bing Jie</b>    | <b>Bangkok</b>    | <b>13 Jun 17</b>    | SUI  | 4.80  | Nicole Büchler         | Portland           | 17 Mar 16        |
| SLO‡   | 4.61        | Tina Šutej                     | Athens, GA        | 14 May 11           | SVK  | 4.12  | Slavomira Slůková      | Budapest           | 2 Feb 08         |
| <b>SMR</b>   | <b>3.50</b> | <b>Martina Muraccini</b>       | <b>Modena</b>     | <b>21 May 17</b>    | SWE  | 4.70  | Angelica Bengtsson     | Praha              | 8 Mar 15         |
| SRB  | 4.25        | Jelena Radinović Vasić         | Sremska Mitrovica | 20 Aug 11           | <b>TUR</b>   | <b>4.32</b>   | <b>Buse Arıkan</b>     | <b>Istanbul</b>    | <b>17 Feb 17</b> |
| <b>SRI</b>   | <b>3.46</b> | <b>Aniththa Jegatheeswaran</b> | <b>Diyagama</b>   | <b>1 Jun 17</b>     | UKR  | 4.60  | Hanna Shelekh          | Donetsk            | 11 Feb 12        |
| STP  | 2.80        | Nair Varela                    | Seixal            | 18 Jun 05           | USA  | 5.03  | Jenn Suhr              | Brockport          | 30 Jan 16        |
| SUI‡   | 4.78        | Nicole Büchler                 | Doha              | 6 May 16            | UZB  | 3.00  | Viktoriya Okhilova     | Tashkent           | 6 Mar 05         |
| SVK‡   | 4.10        | Slavomíra Slůková              | Novo Mesto        | 12 Jul 06           | <b>Notes (*)</b>   |   |                        |                    |                  |
|  | 4.10        | Slavomíra Slůková              | Dubnica           | 30 Jun 07           | ALG  | 4.10 Lynda Méziani 99 – for France  |                        |                    |                  |
|  | 4.10        | Slavomíra Slůková              | Dubnica           | 27 May 12           | CAM  | Hélène Kong became a French citizen in September 07                       |                        |                    |                  |
| SWE‡   | 4.70        | Angelica Bengtsson             | Beijing           | 26 Aug 15           | PHI  | 4.12 Deborah Samson 30 May 03 – before she transferred to the Philippines |                        |                    |                  |
| SYR  | 3.15        | Rihane Shiha                   | Latakia           | 25/26 Mar 11        | <b>Long Jump</b>   |   |                        |                    |                  |
|  | 3.15        | Rihane Shiha                   | Damascus          | 16/17 Sep 11        | AFG‡   | 2.70  | Lola Vallelian         | Le Mouret          | 28 Aug 10        |
| TGA  | 2.50        | Melesia Mafile'o               | Auckland          | 22 Feb 03           | AIA  | 6.71  | Shara Proctor          | Berlin             | 23 Aug 09        |
| THA  | 4.21        | Sukanya Chomchuendee           | Nay Pyi Taw       | 15 Dec 13           | ALB  | 6.53  | Vera Bregu             | Tiranë             | 20 May 89        |
| TPE  | 4.10        | Chang Ko-Hsin                  | Kaohsiung         | 12 Apr 03           | ALG  | 6.70  | Baya Rahouli           | Rieti              | 5 Sep 99         |
|  | 4.10        | Chang Ko-Hsin                  | Incheon           | 2 Sep 05            | AND  | 5.75  | Montserrat Pujol       | Andorra            | 2 Jun 05         |
|  | 4.10        | Chang Ko-Hsin                  | Macao             | 2 Nov 05            | ANG  | 5.84  | Ungudi Quiawacana      | Lisboa             | 29 Jul 07        |
| TTO  | 2.36        | Ayana Riviere                  | Baltimore         | 2 May 08            | ANT  | 6.22  | Amy Harris             | Basseterre         | 6 Jul 14         |
| TUN  | 4.30        | Leïla Ben Youssef              | Los Gatos         | 19 Jun 08           | ARG  | 6.61  | Andrea Ávila           | Buenos Aires       | 23 May 93        |
| TUR‡   | 4.30        | Demet Parlak                   | Mersin            | 28 May 16           |  | 6.61  | Andrea Ávila           | Mar del Plata      | 10 Apr 99        |
| UGA  | 2.20        | Lucy Angucia                   | Kampala           | 12 May 12           | ARM*   | 6.46  | Nadezhda Karyakina     | Kyiv               | 22 Jun 76        |
| UKR‡   | 4.65        | Maryna Kylypko                 | Trani             | 3 Sep 16            | ARU‡   | 5.86  | Sylvienne Krozendijk   | Johnson City       | 12 May 07        |
| URU  | 4.23        | Déborah Gyurcsék               | Cochabamba        | 23 Jul 00           | ASA  | 4.50  | Lela Waetin            | Nikao              | 16 Oct 07        |
| USA‡   | 5.00        | Sandi Morris                   | Bruxelles         | 9 Sep 16            | AUS  | 7.05  | Brooke Stratton        | Perth              | 12 Mar 16        |
| <b>UZB‡</b>  | <b>3.00</b> | <b>Viktoriya Okhilova</b>      | <b>Tashkent</b>   | <b>25 May 07</b>    | AUT  | 7.09  | Ljudmila Ninova        | Sevilla            | 5 Jun 94         |
|  | <b>3.00</b> | <b>Farida Madiyarova</b>       | <b>Andijan</b>    | <b>24-26 Apr 17</b> | AZE*   | 6.41  | Galina Tumasova        | Baku               | 22 Sep 85        |
| <b>VEN</b>   | <b>4.65</b> | <b>Rosbelys Peinado</b>        | <b>Stockholm</b>  | <b>18 Jun 17</b>    | BAH  | 6.83  | Bianca Stuart          | Nassau             | 26 Jun 15        |
| VIE  | 4.20        | Le Thi Phuong                  | Palembang         | 15 Nov 11           | BAN  | 6.07  | Foujia Huda            | Islamabad          | 2 Apr 04         |
| ZIM  | 2.60        | Margaret Odendaal              |                   | 00                  |  | 6.07  | Foujia Huda            | Ipoh               | 12 Jun 04        |
| <i>Alternative outdoor bests for federation ratifying indoor marks as absolute records (i)</i> |             |                                |                   |                     |  | 6.07  | Foujia Huda            | Colombo            | 25 Aug 06        |
| ESP  | 4.51        | Naroa Agirre                   | Valladolid        | 10 May 14           | BAR‡   | 6.75  | Akela Jones            | Fort Worth         | 14 May 16        |
| EST  | 4.20        | Reena Koll                     | Eugene            | 24 Jul 14           | BDI  | 5.10  | Dévote Barajenguye     | Bujumbura          | 81               |
| FIN  | 4.60        | Minna Nikkanen                 | Kuortane          | 8 Aug 15            | BEL  | 6.63  | Sandrine Hennart       | Ninove             | 9 Jun 96         |
|  | 4.60        | Minna Nikkanen                 | Beijing           | 26 Aug 15           | BEN  | 6.12  | Anne Abossèdè Okafor   | Porto Novo         | 18 Jul 10        |
| FRA  | 4.70        | Vanessa Boslak                 | Malaga            | 28 Jun 06           | BER*   | 6.50  | Arantxa King           | Austin             | 31 Mar 12        |
|  | 4.70        | Vanessa Boslak                 | Osaka             | 28 Aug 07           |  |   |                        |                    |                  |
| GRE  | 4.86        | Ekateríni Stefanídi            | Athina            | 8 Jun 16            |  |   |                        |                    |                  |
| POL  | 4.83        | Anna Rogowska                  | Bruxelles         | 26 Aug 05           |  |   |                        |                    |                  |

| COUNTRY    | MARK        | NAME                        | VENUE            | DATE             | COUNTRY    | MARK        | NAME                      | VENUE                | DATE            |
|------------|-------------|-----------------------------|------------------|------------------|------------|-------------|---------------------------|----------------------|-----------------|
| BHU        | 5.47        | Tashi Dema                  | Thimphu          | 22 Jan 03        | HAI        | 6.05        | Linda Louissaint          | New Orleans          | 14 May 05       |
| BIH        | 5.98        | Tanja Marković              | Zenica           | 9 Jun 13         | HKG        | 6.06        | Cheung Lai Yee            | Hongkong             | 3 Apr 11        |
| BIZ        | 5.97        | Tricia Flores               | Cd. de Panamá    | 16 Apr 10        | HON        | 5.40        | Pastora E. Chávez         | Cd. de Guatemala     | 16 Mar 96       |
| BLR        | 7.39        | Yelena Belevskaya           | Bryansk          | 18 Jul 87        | HUN        | 6.86        | Tünde Vaszi               | Edmonton             | 7 Aug 01        |
| <b>BOL</b> | <b>6.09</b> | <b>Valeria Quispe</b>       | <b>Tarija</b>    | <b>4 Jun 17</b>  | INA        | 6.70        | Maria Natalia Londa       | Singapore            | 10 Jun 15       |
| BOT        | 6.36        | Tsoseletso Nkala            | Harare           | 18 Jul 98        | IND        | 6.83        | Anju Bobby George         | Athina               | 27 Aug 04       |
| BRA        | 7.26        | Maurren Higa Maggi          | Bogotá           | 26 Jun 99        | IRI        | 6.14        | Touran Shadpour           | Tehran               | 14 May 77       |
| BRN        | 5.73        | Mary Emiata Otuaruah        | Mungyeong        | 8 Oct 15         | IRL†       | 6.60        | Kelly Proper              | Bruxelles            | 8 Aug 10        |
| BRU        | 5.14        | Rose Chong Sin Keng         | Kuching          | 14 Jul 62        | IRQ        | 5.60        | Eiman Nouri Fathi         | Baghdad              | 13 Jul 77       |
| BUL        | 7.00        | Silvia Khristova-Moneva     | Sofia            | 3 Aug 86         | ISL        | 6.62        | Hafðís Sigurdardóttir     | Hilversum            | 9 Jul 16        |
| BUR        | 6.33        | Chantal Ouaba               | Dakar            | 22 Apr 01        | ISR        | 6.52        | Hanna Minenko             | Tel Aviv             | 17 Jul 14       |
|            | 6.33        | Chantal Ouaba               | Ouagadougou      | 19 May 01        | ISV        | 6.72        | Flora Hyacinth            | Cd. de México        | 23 May 98       |
| CAF        | 5.65        | Nicole Tombézogo            | Bangui           | 22 May 83        | ITA        | 7.11        | Fiona May                 | Budapest             | 22 Aug 98       |
| CAM        | 5.85        | Kim Mom                     | Phnom Penh       | 19 Jul 68        | IVB        | 6.69        | Chantel Malone            | San José/CRC         | 9 Aug 15        |
| CAN‡       | 6.99        | Christabel Netty            | Eugene           | 29 May 15        | JAM        | 7.16        | Elva Goulbourne           | Cd. de México        | 22 May 04       |
| CAY        | 5.64        | Anissa Owen                 | Santo Domingo    | 4 Jul 10         | JOR        | 6.01        | Rima Farid Taha           | Amman                | 18 May 07       |
| <b>CGO</b> | <b>6.10</b> | <b>Marie Mbuya Mala</b>     | <b>Moulins</b>   | <b>24 Jun 17</b> | JPN        | 6.86        | Kumiko Ikeda              | Osaka                | 6 May 06        |
| CHA        | 5.20        | Mariam Mahamat              | N'Djamena        | 5 Feb 77         | KAZ        | 7.31        | Yelena Kokonova           | Alma Ata             | 12 Sep 85       |
| CHI        | 6.60        | Macarena Reyes              | Santiago/CHI     | 2 Jun 12         | KEN        | 6.39        | Ruth Onsarigo             | Nairobi              | 23 Dec 89       |
| CHN        | 7.01        | Yao Weili                   | Jinan            | 5 Jun 93         | KGZ        | 7.06        | Tatyana Kolpakova         | Moskva               | 31 Jul 80       |
| CIV‡       | 6.38        | Patricia Soman              | Des Moines       | 26 Apr 03        | KIR        | 4.86        | Taati Eria                | Adelaide             | 25 Aug 00       |
| CMR        | 6.55        | Françoise Mbango            | Johannesburg     | 16 Sep 99        | KOR        | 6.76        | Jung Soon-Ok              | Daegu                | 4 Jun 09        |
| COD        | 5.88        | Carine Kanda                | Vénissieux       | 13 Jul 96        | KOS        | 5.50        | Remzije Shala             | Mitrovicë            | Jul 85          |
| COK        | 5.37        | Erin Tierney                | Dunedin          | 23 Jun 88        | KUW        | 4.87        | Nadia Mohammed Al-Haqqa   | Muscat               | 15 Mar 15       |
| COL        | 6.73        | Caterine Ibarguén           | Bogotá           | 30 Jun 12        | LAO        | 5.69        | Laenly Phouthavong        | Singapore            | 4 Apr 15        |
| COM        | 5.60        | Fatouma Kari                | Nice             | 26 Jun 05        | LAT        | 6.92        | Ineta Radēviča            | Barcelona            | 28 Jul 10       |
| CPV‡       | 5.50        | Claudina Borges             | Lisboa           | 27 Jun 10        | LBA        | 5.12        | Hedil Fathi Aboud         | Radès                | 7 Jun 15        |
|            | 5.50        | Claudina Borges             | Setúbal          | 4 Jul 10         | LBN        | 5.69        | Sandra Gabriela           | Sydney               | 14 Mar 03       |
|            | 5.50        | Claudina Borges             | Lisboa           | 11 Jul 10        | LBR        | 6.20        | Decontee Kaye             | San Diego            | 11 May 07       |
| CRC        | 5.95        | Ana María Porras            | Tegucigalpa      | 26 Sep 13        | LCA        | 6.47        | Michelle Baptiste         | Springfield          | 4 May 96        |
| CRO        | 6.68        | Silvija Babić               | Beograd          | 24 Jun 90        | LES        | 6.02        | Selloane Ts'oaeli         | Maputo               | 14 Sep 11       |
| CUB        | 6.99        | Lisset Cuza                 | Jena             | 3 Jun 00         | LIE        | 6.13        | Manuela Marxer            | Helsinki             | 9 Aug 94        |
| CYP        | 6.80        | Maria Lambrou-Teloni        | Limassol         | 24 Mar 85        | LTU        | 7.20        | Irena Ozenko              | Budapest             | 12 Sep 86       |
| CZE        | 6.89        | Jarmila Strejčková          | Praha            | 18 Sep 82        | LUX        | 6.01        | Claudia Czerwonka         | Siegen               | 10 Jun 00       |
| DEN        | 6.96        | Renata Nielsen              | Sevilla          | 5 Jun 94         | MAC        | 5.52        | Ng Sou Peng               | Singapore            | 15 Aug 92       |
| DJI        | 4.75        | Fatouma Abdallah Mohamed    | Khartoum         | 9 May 06         | MAD        | 6.12        | Brigitte Rampizafy        | Antananarivo         | 26 Jul 97       |
| DMA‡       | 6.16        | Thea LaFond                 | East Lansing     | 16 May 15        | MAR        | 6.53        | Jamaâ Chnaïk              | Meknès               | 1 May 10        |
| DOM        | 6.31        | María Spencer               | Santo Domingo    | 5 Aug 03         | MAS        | 6.29        | Noor Amira Mohd Nafiah    | Palembang            | 15 Dec 14       |
|            | 6.31        | Fabiola Taylor              | Santo Domingo    | 5 Apr 09         |            | 6.29        | Noor Amira Mohd Nafiah    | Wuhan                | 3 Jun 15        |
| ECU        | 6.50        | Yuliana Angulo              | Medellín         | 10 May 15        | MAW        | 5.05        | Rose Mjojo                | Blantyre             | 26 Aug 73       |
| EGY        | 6.28        | Ines Mohamed Gherib Mansour | El Maadi         | 7 Apr 12         | MDA        | 6.53        | Lyubov Ratsu              | Kishinyov            | 28 Aug 83       |
| ERI        | 4.59        | Salina Tukabo               | Asmara           | 27-29 Jun 14     | MDV        | 4.75        | Nashfa Amira              | Malé                 | Feb 00          |
| ESA        | 6.04        | Maria Gabriela Carrillo     | San Salvador     | 18 Mar 06        | <b>MEX</b> | <b>6.74</b> | <b>Jessamyn Saucedo</b>   | <b>Cd. de México</b> | <b>6 May 17</b> |
| ESP        | 7.06        | Niurka Montalvo             | Sevilla          | 23 Aug 99        | MGL        | 6.08        | Baatarchu Odonchimeg      | Ulan Bator           | 30 Jun 87       |
| EST        | 6.87i       | Ksenija Balta               | Torino           | 7 Mar 09         | MHL        | 3.76        | Cherith Alyse Fisher      | Laura                | 16 Sep 06       |
|            | 6.87        | Ksenija Balta               | Tallinn          | 8 Aug 10         | MKD        | 6.17        | Marina Mihajlova          | Skopje               | 5 Oct 87        |
| ETH        | 6.23        | Hiwot Sisaye                | Durban           | 23 Jun 93        | MLI        | 6.53        | Kadiatou Camara           | Bamako               | 6 Apr 03        |
| FIJ        | 6.12        | Miriama Chambault           | Nouméa           | 30 Nov 79        | MLT        | 6.41        | Rebecca Camilleri         | Marsa                | 1 Jun 14        |
| FIN        | 6.85        | Ringa Ropo                  | Lahti            | 9 Aug 90         | MNE        | 6.23        | Milena Milašević          | Bar                  | 7 Jun 08        |
| FRA        | 7.05        | Eunice Barber               | Monaco           | 14 Sep 03        | MNT        | 5.62        | Lynette Lee               | London (Hurlingham)  | 23 May 71       |
| FSM        | 4.82        | Angie Nedelec               | Kolonia          | 26 Jul 02        | MON        | 5.35        | Carine Cresto             | Innsbruck            | 7 Jun 93        |
| GAB        | 5.88        | Anne-Lise Montoulieu        | Ermont           | 15 Jul 83        | MOZ        | 6.40        | Elisa Cossa               | Pretoria             | 24 Mar 00       |
| GAM        | 5.73        | Fatou Tiyana                | Bakau            | 29 Jun 07        | MRI        | 5.94        | Jenna Rima                | Rédout               | 22 May 10       |
| GBR        | 7.07        | Shara Proctor               | Beijing          | 28 Aug 15        | MTN        | 5.19        | Badia Kamara              | Doha                 | 24 Apr 12       |
| <b>GBS</b> | <b>5.69</b> | <b>Fatumata Baldé</b>       | <b>Braga</b>     | <b>3 Jun 17</b>  | MYA        | 6.00        | Soe Soe Nyein             | Yangon               | 30 Jan 01       |
| GEO*       | 6.25        | Nadezhda Dvalishvili        | Tbilisi          | 16 May 54        | NAM        | 6.05        | Ronel Moolman             | Windhoek             | 9 Apr 94        |
|            | 6.25        | Lyudmila Iyevleva           | Kharkov          | 26 Jul 60        | NCA        | 5.44        | Ana Patricia Trana        | San Pedro Sula       | 11 Dec 97       |
| GEQ        | 5.29        | Marlene Mevong Mba          | Zaragoza         | 5 Jul 08         | NED        | 6.78        | Dafne Schippers           | Amsterdam            | 26 Jul 14       |
|            | 5.29        | Marlene Mevong Mba          | Zaragoza         | 30 May 09        | NEP        | 5.36        | Keshari Chaudhari         | Kathmandu            | 10 Apr 13       |
| GER        | 7.48        | Heike Drechsler             | Neubrandenburg   | 9 Jul 88         | NFI        | 4.80        | Alice Donaldson           | Middlegate           | 10 Mar 95       |
| GHA        | 6.70        | Ruky Abdulai                | Fresno           | 24 May 07        | NGR        | 7.12        | Chioma Ajunwa             | Atlanta              | 2 Aug 96        |
| GIB        | 4.53        | Alison Cano                 | Gibraltar        | 10 Jun 92        | NIG        | 5.21        | Yahanatou Ibrahim         | Niamey               | 27-29 May 05    |
| GRE        | 7.03        | Niki Xánthou                | Bellinzona       | 18 Aug 97        | NMI        | 4.97        | Jackie Wonenberg          | Susupe               | 11/12 May 07    |
| GRN        | 6.71        | Patricia Sylvester          | Atlanta          | 29 Mar 08        | NOR        | 6.68        | Margrethe Renstrøm        | Barcelona            | 27 Jul 10       |
| GUA        | 6.00        | Estefany Cruz               | Cd. de Guatemala | 22 May 10        | NRU        | 4.90        | Chrissa Lovelite Detenamo | Aiwo                 | 2 May 09        |
| GUI        | 5.72        | Bountouraby Soumah          | Conakry          | 15 Sep 90        | NZL        | 6.68        | Chantal Brunner           | Melbourne            | 1 Mar 97        |
| GUM        | 5.34        | Pollara Cobb                | Chicago          | 26 Apr 14        |            | 6.68        | Chantal Brunner           | Brisbane             | 25 Mar 01       |
| GUY        | 6.82        | Jennifer Innis              | Nice             | 14 Aug 82        | OMA        | 5.45        | Buthayna Ayed Al-Yacoobi  | Budapest             | 14 Jul 12       |

| COUNTRY    | MARK        | NAME                          | VENUE           | DATE             | COUNTRY  | MARK         | NAME  | VENUE               | DATE             |
|------------|-------------|-------------------------------|-----------------|------------------|--|--------------|---|---------------------|------------------|
| PAK        | 6.31        | Shabana Akhtar                | Madras          | 22 Dec 95        | <i>Superior (or identical) indoor bests not ratified by federation as absolute records (‡)</i> |              |   |                     |                  |
| PAN*       | 6.42        | Jennifer Clayton              | Jacksonville    | 26 Apr 14        | AFG  | 3.59         | Mehrangiz Bijanpoor   | Oslo                | 9 Apr 05         |
| PAR        | 5.91        | Natália Toledo                | Asunción        | 29 Jun 92        | ARU  | 5.89         | Krozendijk  | Johnson City        | 29 Feb 08        |
|            | 5.91        | Natália Toledo                | Asunción        | 27 Mar 93        | BAR  | 6.80         | Akela Jones   | Birmingham, AL      | 11 Mar 16        |
| PER        | 6.48        | Paola Mautino                 | Lima            | 13 Jun 15        | CAN  | 6.99         | Christabel Nettey   | Stockholm           | 19 Feb 15        |
| PHI        | 6.72        | Marestella Sunang             | Almaty          | 4 Jul 16         | CIV  | 6.44         | Patricia Soman  | Muncie              | 21 Feb 03        |
| PLE        | 5.20        | Ghadir Mahmoud Gharouf        |                 | May 07           | CPV  | 5.66         | Evelise Veiga   | Pombal              | 27 Jan 12        |
| PLW        | 4.62        | Felicia Saburo                | Susupe          | 15 Dec 05        | DMA  | 6.17         | Thea LaFond   | Geneva              | 27 Feb 15        |
| <b>PNG</b> | <b>6.39</b> | <b>Relle Kaputin</b>          | <b>Amarillo</b> | <b>23 Apr 17</b> | IRL  | 6.62         | Kelly Proper  | Wien                | 23 Jan 10        |
| POL        | 6.97        | Agata Karczmarek              | Lublin          | 6 Aug 88         | SLE  | 6.86         | Eunice Barber   | Bordeaux            | 14 Feb 98        |
| POR        | 7.12        | Enezenaide Gomes              | Monaco          | 29 Jul 08        | <b>SRB</b>   | <b>7.24</b>  | <b>Ivana Španovic</b>   | <b>Beograd</b>      | <b>5 Mar 17</b>  |
| PRK        | 6.79        | Li Yong Ae                    | Kuala Lumpur    | 21 Oct 91        | STP  | 6.36         | Enezenaide Gomes  | Espinho             | 17 Feb 01        |
| PUR        | 6.96        | Madeline de Jesús             | Cd. de México   | 24 Jul 88        | UZB  | 6.82         | Vera Olenchenko   | Volgograd           | 21 Jan 90        |
| PYF        | 5.94        | Véronique Boyer               | Pirae           | 7 Apr 01         | <b>Notes (*)</b>   |              |   |                     |                  |
| QAT        | 5.22        | Reyma Alen Thomas             | Amman           | 16 May 12        | ARM  | 6.72         | Amalia Sharoyan, Elbasani, 21 May 16 – questionable                         |                     |                  |
| ROU        | 7.43        | Anișoara Cușmir               | București       | 4 Jun 83         | AZE  | 6.42         | Grete Adiants Sumgait 21 Jun 80 – not ratified by federation                |                     |                  |
| RSA        | 6.93        | Karen Mey                     | Bad Langensalza | 7 Jul 07         | BER  | 6.59         | Zindzi Swan Gainesville 6 Apr 07 – was only 5.59                            |                     |                  |
|            | 6.93        | Karen Mey                     | Bad Langensalza | 7 Jun 08         | GEO  | 6.67         | Maiko Gogoladze Sofiya 2 May 12 – questionable                              |                     |                  |
| RUS        | 7.52        | Galina Chistyakova            | Leningrad       | 11 Jun 88        | PAN  |              | Clayton transferred to Panama from 1 Jun 13                                 |                     |                  |
| RWA        | 5.10        | Béatrice Nyiraguhirwa         | Kicukiro        | 15 May 88        | SAM  | 5.91         | Slade Provo 6 Apr 02 – as a US citizen                                      |                     |                  |
| SAM*       | 5.80        | Kristy Tufola Slade           | Sacramento      | 29 Mar 03        | STP  |              | Gomes became a Portuguese citizen in June 01                                |                     |                  |
| SEN        | 6.64        | Kène Ndoye                    | Brazzaville     | 16 Jul 04        | UKR  | 7.37         | Inessa Kravets Kiyev 13 Jun 92 – not ratified by federation (no wind gauge) |                     |                  |
| SEY        | 6.57        | Céline Laporte                | Melbourne       | 24 Mar 06        | <b>Triple Jump</b>   |              |   |                     |                  |
| SGP        | 6.18        | Eugena Tan Yan Ning           | Singapore       | 10 Jun 15        | AIA‡   | 13.74        | Shara Proctor   | Greensboro          | 30 May 09        |
| SKN        | 6.67        | Tanika Liburd                 | Houston         | 20 May 10        | ALB  | 13.50        | Vera Bregu  | Durrësi             | 10 May 96        |
| SLE‡       | 6.75        | Eunice Barber                 | Pierre-Bénite   | 5 Jun 98         | ALG  | 14.98        | Baya Rahouli  | Almería             | 1 Jul 05         |
| SLO        | 6.78        | Nina Kolaric                  | Ptuj            | 29 Jun 08        | AND‡   | 12.21        | Montserrat Pujol  | Andorra             | 1 Jul 07         |
| SMR        | 5.69        | Barbara Rustignoli            | Nicosia         | 4 Jun 09         | ANG‡*  | 13.49        | Teresa N'Zola   | Angers              | 27 Jul 02        |
| SOL        | 5.02        | Miriam Waleilia               | Honiara         | 2 Mar 99         | ANT  | 11.35        | Janicia Charles   | Orlando             | 10 May 03        |
| SOM        | 5.05        | Nadifa Sheikh Aboker          | Mogadiscio      | 15 Sep 77        | ARG  | 13.91        | Andrea Ávila  | Lima                | 4 Jul 93         |
|            | 5.05        | Nasteho Essa Mohamud          | Mogadiscio      | 7 May 06         | ARM  | 13.15        | Haykanush Beklaryan   | Artashat            | 21 May 11        |
| SRB‡       | 7.10        | Ivana Španović                | Beograd         | 11 Sep 16        | ARU‡   | 11.48        | Sylvienne Krozendijk  | Johnson City        | 12 May 07        |
| SRI        | 6.43        | N. Chamali D. Priyadharshani  | Diyagama        | 19 Dec 15        | ASA  | 8.72         | Iva Ripine  | Utulei              | 9 Apr 92         |
| SSD        | 4.34        | Ashwel Shoal                  | Khartoum        | 13/14 Jun 15     | AUS  | 14.04        | Nicole Mladenis   | Hobart              | 9 Mar 02         |
| STP‡*      | 6.36        | Enezenaide Gomes              | Rio Maior       | 9 May 01         |  | 14.04        | Nicole Mladenis   | Perth               | 6 Dec 03         |
| SUD        | 6.34        | Yamilé Aldama                 | Amman           | 18 May 07        | AUT  | 13.75        | Ljudmila Ninova   | Linz                | 9 Jul 97         |
| SUI        | 6.84        | Irène Pusterla                | Chiasso         | 20 Aug 11        | AZE  | 13.56        | Yekaterina Sariyeva   | Baku                | 6 Jun 15         |
| SUR        | 5.77        | Lilian Tholen                 | Georgetown      | 7 Oct 79         | <b>BAH</b>   | <b>14.03</b> | <b>Tamara Myers</b>   | <b>Philadelphia</b> | <b>29 Apr 17</b> |
| SVK        | 7.01        | Eva Murková                   | Bratislava      | 26 May 84        | BAR  | 13.35        | Seidre Forde  | Austin              | 4 Apr 08         |
| SWE        | 6.99        | Erica Johansson               | Lausanne        | 5 Jul 00         | BDI  | 10.89        | Amisa Noëlla  | Butare              | 21 Aug 15        |
| SWZ        | 5.56        | Portia Gimindza               | Mbabane         | 17 Apr 04        | BEL  | 14.55        | Svetlana Bolshakova   | Barcelona           | 31 Jul 10        |
| SYR        | 6.77        | Ghada Shouaa                  | Göztis          | 26 May 96        | BEN  | 12.68        | Sonya Agbéssi   | Lille               | 19 Jun 94        |
| TAN        | 5.64        | Leticia Athanas               | Mwanza          | 2 May 83         | BER‡   | 13.08        | Jasmine Brunson   | Orlando             | 24 Mar 12        |
| TGA        | 6.23        | Siulolo Liku                  | Sydney          | 11 Feb 95        | BHU  | 9.80         | Tenzin Choden   | Thimphu             | 8 Jul 16         |
| THA        | 6.36        | Wacharee Ritthiwat            | Bangkok         | 10 May 02        | BIH  | 12.92        | Anđela Kovačević  | Sokolac             | 3 Jul 10         |
| TJK        | 6.19        | Zhanna Matsola                | Frunze          | 22 Apr 89        | BIZ  | 12.79        | Althea Gilharry-Moses   | Los Angeles (W)     | 4 May 96         |
| TKM        | 6.22        | Galina Brigadnaya             | Ashkhabad       | 19 May 85        | BLR  | 14.76        | Kseniya Dzetsuk   | Brest               | 26 May 12        |
| TKS        | 4.98        | Tashy Forbes                  | Kew             | 04               | BOL  | 12.93        | Daysi Ugarte  | Cochabamba          | 30 May 04        |
| TOG        | 6.42        | Désirée Agblami               | Viry-Châtillon  | 20 Jun 98        |  | 12.93        | Valeria Quispe  | Tarija              | 31 Jul 16        |
| TPE        | 6.56        | Wang Kuo-Huei                 | Bangkok         | 5 Nov 97         | BOT  | 12.70        | Titose Chilume  | Gaborone            | 22 May 16        |
| TTO        | 6.82        | Rhonda Watkins                | Eugene          | 25 May 07        | BRA  | 14.58        | Keila Costa   | São Paulo           | 7 Jun 13         |
| TUN        | 6.21        | Awatef Hamrouni               | Tunis           | 12 Jun 05        | BRN  | 13.32        | Mary Amiata Otuaruah  | Manama              | 27 Apr 15        |
| TUR        | 6.87        | Karin Melis Mey               | Leverkusen      | 31 Jul 09        | BRU  | 10.58        | Nuramalina Binti Bakir  | B. S. Begawan       | 2 Dec 09         |
| TUV        | 4.99        | Asenate Manoa                 | Mata-Utu        | 5 Sep 13         | BUL  | 15.20        | Tereza Marinova   | Sydney              | 24 Sep 00        |
| UAE        | 5.09        | Ayda Saeed Moussa Al-Baloochi | Sharjah         | 6-8 Feb 12       | BUR  | 13.63        | Chantal Ouaba   | Ouagadougou         | 20 May 01        |
| UGA        | 6.43        | Sarah Nambawa                 | Nashville       | 9 Apr 11         | CAF  | 12.12        | Marie-Joëlle Conjunjo   | Réduit              | 5 Apr 99         |
| UKR*       | 7.24        | Larysa Berezhnaya             | Granada         | 5 Jun 91         | CAM  | 9.48         | Sokunthea Kuen  | Singapore           | 10 Jun 07        |
| URU        | 6.52        | Mónica Falcioni               | Bogotá          | 26 Jun 99        | CAN‡   | 13.99        | Tabia Charles   | Eugene              | 3 Jul 10         |
| USA        | 7.49        | Jackie Joyner-Kersey          | New York        | 22 May 94        | CAY  | 11.11        | Opal Bodden   | George Town         | 19 Mar 05        |
|            | 7.49        | Jackie Joyner-Kersey          | Sestriere       | 31 Jul 94        | CGO  | 12.73        | Brianie Massaka-Youlou  | Johannesburg        | 18 Sep 99        |
| UZB‡       | 6.81        | Yuliya Tarasova               | Tashkent        | 5 Jun 10         | CHA  | 10.98        | Haoua Nouta Mantangor   | N'Djamena           | 7 Apr 96         |
| VAN        | 5.45        | Anna Lemus-Bihu               | Port Vila       | 12 Nov 77        | CHI  | 13.40        | Norka Moretic   | Bydgoszcz           | 23 Jul 16        |
| <b>VEN</b> | <b>6.58</b> | <b>Jhoanmy Luque</b>          | <b>Austin</b>   | <b>26 May 17</b> | CHN  | 14.90        | Xie Limei   | Urumqi              | 20 Sep 07        |
| VIE        | 6.65        | Bui Thi Thu Thao              | Singapore       | 10 Jun 15        | CIV  | 13.35        | Celia-Christelle M'Boua   | Paris               | 12 Jul 13        |
| VIN        | 6.21        | Marvette Collis               | San Diego       | 7 May 94         | CMR  | 15.39        | Françoise Mbango  | Beijing             | 17 Aug 08        |
| YEM        | 4.50        | Amal Kala                     | Aden            | 28 Nov 84        |  |              |   |                     |                  |
| ZAM        | 5.89        | Caromella Mumbi               | Zanzibar        | 28 May 76        |  |              |   |                     |                  |
| ZIM        | 6.15        | Dafros Mudyirwa               | Pittsburgh      | 6 May 00         |  |              |   |                     |                  |



| COUNTRY     | MARK         | NAME                       | VENUE                | DATE             | COUNTRY      | MARK                              | NAME                           | VENUE              | DATE             |
|-------------|--------------|----------------------------|----------------------|------------------|--------------|-----------------------------------|--------------------------------|--------------------|------------------|
| COD         | 12.99        | Carine Kanda               | Vénissieux           | 14 Jul 96        | LCA          | 13.50                             | Sandisha Antoine               | San José/CRC       | 7 Aug 15         |
| COK         | 10.73        | Erin Tierney               | Suva                 | 24 Jun 93        | <b>LES</b>   | <b>12.98</b>                      | <b>Lerato Sechele</b>          | <b>Forbach</b>     | <b>28 May 17</b> |
| COL         | 15.31        | Caterine Ibarguén          | Monaco               | 18 Jul 14        | LTU          | 14.23                             | Dovile Dzindaletaite           | Tallinn            | 10 Jul 15        |
| <b>COM†</b> | <b>11.32</b> | <b>Fatouma Kari</b>        | <b>Marseille</b>     | <b>11 Jun 17</b> | LUX          | 12.43                             | Claudia Czerwonka              | Schaan             | 26 May 99        |
| CPV†        | 11.85        | Luciliana Évora            | Almada               | 4 Aug 00         | MAD          | 13.41                             | Rapitsaravolazandry            | Antananarivo       | 15 Aug 07        |
| CRC         | 11.84        | Sharon Ruiz                | Cd. de Guatemala     | 11 May 06        | MAR          | 13.75                             | Jamaâ Chnaïk                   | Porto Novo         | 1 Jul 12         |
| CRO         | 13.71        | Silvija Mrakovčić          | Ljubljana            | 21 May 95        | MAS          | 13.90                             | Noor Amira Mohd Nafiah         | Kuala Lumpur       | 6 Oct 12         |
| CUB*        | 15.28        | Yargelis Savigne           | Osaka                | 31 Aug 07        | MAW          | 10.25                             | Kachali                        | Blantyre           | 20 Jul 68        |
| CYP         | 13.94        | Nina Serbezova-Mitkova     | Limassol             | 5 Jul 12         | MDA          | 14.24                             | Olga Bolshova                  | Alcalá             | 28 Jun 03        |
| CZE         | 15.20        | Šárka Kašpárková           | Athína               | 4 Aug 97         | MDV          | 9.81                              | Shain Rasheed                  | Malé               | Nov 96           |
| DEN         | 13.84        | Dorthe Jensen              | Catania              | 29 Aug 97        | MEX          | 13.61                             | Yessenia Villarreal            | Guanajuato         | 11 Jul 09        |
| <b>DMA</b>  | <b>14.20</b> | <b>Thea LaFond</b>         | <b>Philadelphia</b>  | <b>29 Apr 17</b> | MGL          | 11.55                             | E. Oyundari                    | Ulaanbaatar        | 24-26 Jul 16     |
| DOM         | 14.22        | Ana José Tima              | Madrid               | 23 Jun 16        | MKD          | 12.25                             | Vasilka Stojcevska             | Skopje             | 25 May 91        |
| ECU         | 13.23        | Mayra Pachito              | La Habana            | 24 Mar 12        | MLI          | 12.94                             | Yah Koita                      | Niamey             | 11 Dec 05        |
| <b>EGY</b>  | <b>13.24</b> | <b>Asma Mohamed Gherib</b> | <b>Al-Qâhira</b>     | <b>16 Mar 17</b> | MLT          | 12.42                             | Rebecca Sare                   | Marsa              | 25 Jun 16        |
| ERI         | 9.71         | Yordanos Michael           | Asmara               | 29 Apr 11        | MNE          | 12.33                             | Milena Milašević               | Sremska Mitrovica  | 23 May 09        |
| ESA         | 12.81        | María Gabriela Carrillo    | San Salvador         | 9 Apr 06         | <b>MON</b>   | <b>9.31</b>                       | <b>Marie-Charlotte Gastaud</b> | <b>Aubagne</b>     | <b>21 May 17</b> |
| ESP         | 14.64i       | Carlota Castrejana         | Birmingham           | 4 Mar 07         | MOZ          | 11.85                             | Telma Cossa                    | Brazzaville        | 14 Jul 04        |
| EST         | 14.43        | Kaire Leibak               | Beijing              | 17 Aug 06        | MRI          | 12.55                             | Karina Jolicoeur               | Réduit             | 12 Jun 15        |
| <b>ETH</b>  | <b>12.94</b> | <b>Ariyat Dibo Ubang</b>   | <b>Addis Ababa</b>   | <b>16 May 17</b> | MYA          | 12.72                             | Soe Soe Nyein                  | Yangon             | 30 Mar 01        |
| FIJ         | 12.86        | Milika Tuivanuvou          | Pomona               | 13 Apr 13        | NAM          | 11.77                             | Jolene O'Conner                | Harare             | 2 May 01         |
| FIN         | 14.39        | Heli Koivula-Kruger        | Lappeenranta         | 3 Aug 03         | NCA          | 11.95                             | Ana Patricia Trana             | Maracaibo          | 20 Aug 98        |
| FRA         | 14.69        | Teresa N'Zola              | München              | 23 Jun 07        | NED          | 13.51                             | Brenda Baar                    | Izmir              | 18 Jun 11        |
| FSM         | 9.86         | Angie Nedelec              | Santa Rita           | 8 Jun 99         | NEP          | 12.20                             | Keshari Chaudhari              | Kathmandu          | 11 Apr 13        |
| GAB         | 11.11        | Armelle Otolá              | Châlon-sur-Saône     | 11 Jun 94        | NFI          | 9.85                              | Jedda Fletcher                 | Christchurch       | 14 Dec 02        |
|             | 11.11        | Erika Nzé                  | Brive-la-Gaillarde   | 7 Jun 14         | NGR          | 14.21                             | Chinaye Ohadugha               | Alger              | 18 Jul 07        |
| GAM         | 11.02        | Nusrat Ceessay             | Kingston-upon-Thames | 4 Aug 13         | NIG          | 10.04                             | Farida Illaoua                 | Niamey             | 31 May 98        |
| GBR†        | 15.15        | Ashia Hansen               | Fukuoka              | 13 Sep 97        | NMI          | 10.10                             | Jackie Wonenberg               | Koror              | 5 Aug 10         |
| GBS†        | 11.22        | Plácida Miroelho           | Almada               | 4 Jan 04         | NOR          | 13.83                             | Lene Espegren                  | Pula               | 5 Jun 99         |
| GEO*        | 13.68        | Yuliya Dubina              | Kutaisi              | 14 Jul 06        | NRU          | 9.40                              | Dana Thoma                     | Yaren              | 28 Mar 06        |
| GEQ         | 10.21        | Cathérine Mvo              | Yaoundé              | 25 May 01        | NZL          | 13.91                             | Nneka Okpala                   | Sydney             | 2 Apr 16         |
| GER         | 14.57        | Katja Demut                | Wesel                | 13 Jun 11        | <b>OMA</b>   | <b>10.43</b>                      | <b>Buthayna Ayed Al-Yacobi</b> | <b>Amman</b>       | <b>11 Apr 08</b> |
| <b>GHA</b>  | <b>13.93</b> | <b>Nadia Eke</b>           | <b>St Martin</b>     | <b>13 May 17</b> | <b>10.43</b> | <b>Khadija Suleiman Al-Manjeh</b> | <b>Doha</b>                    | <b>10 Mar 17</b>   |                  |
| GRE         | 15.32        | Hrisopiýí Devetzi          | Athína               | 21 Aug 04        | <b>PAK</b>   | <b>11.96</b>                      | <b>Maria Maratab</b>           | <b>Karachi</b>     | <b>8 Apr 17</b>  |
| GRN         | 14.06        | Patricia Sylvester         | Athens, GA           | 7 Jun 08         | PAN          | 12.58                             | Ana Martínez                   | Cd. de Panamá      | 30 Apr 16        |
| GUA         | 13.28        | Estefany Cruz              | Cd. de Guatemala     | 6 Aug 11         | PAR          | 12.57                             | Lizel Gómez                    | Lima               | 23 Sep 16        |
| GUI         | 12.74        | Maryama Bah                | Hagetmau             | 26 Jul 00        | PER          | 13.49                             | Silvana Segura                 | Lima               | 22 Jun 14        |
| GUM         | 11.01        | Regine Tugade              | Dededo               | 13 May 16        | <b>PHI</b>   | <b>12.68</b>                      | <b>Marisa Kwiatkowski</b>      | <b>Austin</b>      | <b>27 May 17</b> |
| GUY         | 13.74        | Nicola Martial             | Knoxville            | 3 Jun 95         | PLE          | 9.95                              | Amar Assoued                   | Damascus           | 13 Sep 04        |
| HAI         | 13.47        | Pascale Delaunay           | Xalapa               | 27 Nov 14        | PLW          | 9.89                              | Barbara Gbewonyo               | Susupe             | 26 Jun 06        |
| HKG         | 12.63        | Tse Mang Chi               | Hongkong             | 17 Apr 16        | <b>PNG</b>   | <b>13.28</b>                      | <b>Rellie Kaputin</b>          | <b>Bradenton</b>   | <b>27 May 17</b> |
| HON         | 11.60        | Pastora E. Chávez          | Tegucigalpa          | 3 Dec 94         | POL          | 14.44                             | Małgorzata Trybańska           | Barcelona          | 29 Jul 10        |
| HUN         | 14.00        | Zita Bálint                | Budapest             | 11 May 96        | POR          | 14.65                             | Patrícia Mamona                | Río de Janeiro     | 14 Aug 16        |
| INA         | 14.17        | Maria Natalia Londa        | Nay Pyi Taw          | 17 Dec 13        | PRK          | 13.40                             | O Mi Song                      | Pyongyang          | 10 Oct 98        |
| IND         | 14.11        | Mayookha Johnny            | Kobe                 | 9 Jul 11         | PUR          | 12.93                             | Amy Seward                     | San Salvador       | 14 Jul 07        |
| IRI         | 13.23        | Javaher Zamani             | Shiraz               | 29 Apr 16        | PYF          | 12.83                             | Véronique Boyer                | Suva               | 12 Jul 03        |
| IRL         | 13.62        | Taneisha Scanlon-Robinson  | Bratislava           | 7 Jun 05         | QAT          | 11.22                             | Mubaraka Ahmed Al-Mannai       | Muscat             | 14 Mar 15        |
| IRQ         | 11.67        | Shahad Kassim Fenjan       | Baghdad              | 9 Oct 15         | ROU          | 15.16                             | Rodica Mateescu                | Athína             | 4 Aug 97         |
| ISL         | 13.18        | Sigrídur Gudjónsdóttir     | Odense               | 28 Jun 97        | RSA          | 13.90                             | Patience Ntshingila            | Polokwane          | 29 Apr 16        |
| ISR         | 14.78        | Hanna Minenko              | Beijing              | 24 Aug 15        | RUS†         | 15.34                             | Tatyana Lebedyeva              | Iráklio            | 4 Jul 04         |
| ISV         | 13.73        | Flora Hyacinth             | Tuscaloosa           | 17 May 87        | RWA          | 10.58                             | Chantal Uwizeyimana            | Kigali             | 1/2 Jun 13       |
| ITA         | 15.03        | Magdelin Martínez          | Roma                 | 26 Jun 04        | SAM          | 11.13                             | Sopolema Tuitama               | Apia               | 16 Dec 06        |
| IVB†        | 13.27        | Chantel Malone             | Des Moines           | 10 Jun 11        | SEN          | 15.00                             | Kène Ndoye                     | Iráklio            | 4 Jul 04         |
| JAM         | 15.16        | Trecia-Kaye Smith          | Linz                 | 2 Aug 04         | SEY          | 12.95                             | Janet Boniface                 | Nairobi            | 15 Jul 11        |
| JOR         | 12.60        | Rima Farid Taha            | Al Ain               | 29 Oct 11        | <b>SGP</b>   | <b>12.05</b>                      | <b>Wendy Enn</b>               | <b>Singapore</b>   | <b>28 Apr 17</b> |
| JPN         | 14.04        | Maho Hanaoka               | Shizuoka             | 1 Oct 99         | SKN†         | 12.34                             | Ritza Douglas                  | West Palm Beach    | 26 May 99        |
| KAZ         | 15.25        | Olga Rypakova              | Split                | 4 Sep 10         | SLE          | 10.91                             | Assiatu Williams               | Oakton             | 6 May 06         |
| KEN         | 12.98        | Gladys Musyoki             | Nairobi              | 6 Jun 14         | SLO†         | 15.03                             | Marija Šestak                  | Beijing            | 17 Aug 08        |
| KGZ         | 13.76        | Rahima Sardi               | Bangkok              | 19 Jun 07        | SMR          | 11.65                             | Lucia Gualandra                | San Marino         | 26 Apr 03        |
| KIR         | 10.76        | Terina Tangitang           | Bairiki              | 4 Jul 08         | SOL          | 8.74                              | Rose Sisiolo                   | Tenaru             | 25 Jun 11        |
| KOR         | 13.92        | Kim Su-Yeon                | Gongju               | 26 May 06        | SOM†         |                                   | See indoor footnote            |                    |                  |
| KOS         | 10.61        | Burneta Rama               | Mitrovicë            | 16 Sep 05        | SRB          | 14.56                             | Biljana Topić                  | Thessaloníki       | 13 Sep 09        |
| KUW         | 9.95         | Kauthar Amin Al-Shimali    | Muscat               | 14 Mar 15        | <b>SRI</b>   | <b>13.64</b>                      | <b>H. D. Vidusha Lakshani</b>  | <b>Diyagama</b>    | <b>9 Apr 17</b>  |
| LAO         | 12.77        | Laenly Phouthavong         | Vientiane            | 18-20 Sep 14     | STP          | 13.31                             | Lecabela Quaresma              | Bonneuil-sur-Marne | 2 Jun 11         |
| LAT         | 14.76        | Gundega Sproge             | Sheffield            | 29 Jun 97        | SUD          | 15.28                             | Yamilé Aldama                  | Linz               | 2 Aug 04         |
| LBA         | 9.29         | Ali Najla Salem            | San Donato Milanese  | 18 Jun 08        | SUI†         | 13.42                             | Irène Pusterla                 | Bellinzona         | 24 Sep 11        |
| LBN         | 12.08        | Sandra Gabriela            | Sydney               | 25 Oct 03        | SUR          | 12.42                             | Deborah Gallon                 | Nassau             | 31 Mar 13        |
| LBR         | 13.52        | Decontee Kaye              | Sacramento           | 9 Jun 07         | SVK          | 14.51                             | Dana Veldáková                 | Pavia              | 11 May 08        |
|             |              |                            |                      |                  | SWE          | 14.29                             | Carolina Klüft                 | Växjö              | 8 Jun 08         |



| COUNTRY     | MARK         | NAME                          | VENUE          | DATE                | COUNTRY    | MARK         | NAME                      | VENUE             | DATE             |
|-------------|--------------|-------------------------------|----------------|---------------------|------------|--------------|---------------------------|-------------------|------------------|
| SWZ         | 10.60        | Gcebile Gumedze               | Mbabane        | 02                  | ASA        | 16.67        | Lisa Misipeka             | Columbia          | 15 Apr 95        |
| SYR         | 13.01        | Fadoua Al-Boza                | Radés          | 21 Jun 09           | AUS        | 19.74        | Gael Martin               | Berkeley          | 14 Jul 84        |
|             | 13.01        | Fadoua Al-Boza                | Damascus       | 9 Oct 09            | AUT        | 19.21        | Valentina Fedjuschina     | Casablanca        | 13 Jul 99        |
| TAN         | 10.80        | Rose Seif                     | Dar-es-Salaam  | 11/12 Jun 16        | AZE        | 16.31        | Valentina Podgornova      | Donetsk           | 16 Jul 78        |
| TGA         | 12.57        | Melesia Mafile'o              | Coffeyville    | 19 May 07           | BAH        | 17.23        | Aymara Albury             | Knoxville         | 26 May 06        |
| THA         | 14.16        | Thitima Muangjan              | Nay Pyi Taw    | 17 Dec 13           | BAN        | 12.14        | Nelly Jesmin              | Dhaka             | 8 Sep 92         |
| TJK         | 12.58        | Marina Rudneva                | Alma Ata       | 12 May 91           | BAR        | 17.14        | Shernelle Nicholls        | Lincoln           | 13 May 07        |
| TKM*        | 13.97        | Viktoriya Brigadnaya          | Singapore      | 1 Oct 99            | BDI        | 12.56        | Tsizéyimana               | Bujumbura         | 23 Aug 92        |
| TKS         | 10.34        | Shamara Rigby                 | Vieux Fort     | 12 Apr 09           | BEL        | 17.09        | Jolien Boumkwo            | Bruxelles         | 19 Jun 16        |
| TOG         | 13.18        | Édwige Néglokpé               | Obernai        | 29 Jul 01           | BEN        | 15.24        | Odile Ahouanwanou         | Angers            | 24 Jun 16        |
| TPE         | 13.63        | Wang Kuo-Huei                 | Taoyuan        | 26 Dec 99           | BER†       | 13.59        | Sonya Smith               | Los Angeles       | 22 May 85        |
| TTO         | 14.40        | Ayanna Alexander              | Alexandria, VA | 31 Aug 14           | BHU        | 11.74        | Phup Lhamngmo             | Punakha           | 25-28 Dec 00     |
| TUN         | 13.08        | Monia Jelassi                 | Dakar          | 6 May 00            | BIH        | 14.91        | Katica Tošić-Sporer       | Sarajevo          | 17 Sep 66        |
| TUR         | 13.95        | Sevim Serbest Sinmez          | Istanbul       | 15 Jun 13           | BIZ        | 16.20        | Itohan Aikhonbare         | San Salvador      | 16 Jul 16        |
| TUV         | 10.29        | Asenate Manoa                 | Nikao          | 25 Sep 09           | BLR†       | 21.58        | Nadezhda Ostapchuk        | Minsk             | 18 Jul 12        |
| UAE         | 10.65        | Ayda Saeed Moussa Al-Balooshi | Sharjah        | 6-8 Feb 12          | BOL        | 15.42        | Grace Conley              | Taríja            | 17 Apr 15        |
| UGA         | 14.06        | Sarah Nambawa                 | Nashville      | 9 Apr 11            | BOT        | 10.95        | Neyo Tatto Selato         | Lusaka            | 20 Aug 14        |
| UKR         | 15.50        | Inessa Kravets                | Göteborg       | 10 Aug 95           | BRA        | 19.30        | Elisângela Adriano        | Tunja             | 14 Jul 01        |
| URU         | 13.59        | Mónica Falcioni               | Montevideo     | 9 May 99            | <b>BRN</b> | <b>17.69</b> | <b>Noora Salem Jassem</b> | <b>Doha</b>       | <b>5 May 17</b>  |
| USA         | 14.71        | Keturah Orji                  | Río de Janeiro | 14 Aug 16           | BRU        | 13.92        | Tea Ai Seng               | B. S. Begawan     | 8 Aug 97         |
| UZB         | 14.55        | Anastasiya Juravlyeva         | Khaniá         | 6 Jun 05            | BUL        | 21.89        | Ivanka Khristova          | Belmeken          | 4 Jul 76         |
| VAN         | 10.68        | Fiona Peters                  | Port Vila      | 24 Jul 97           | BUR        | 14.13        | Brigitte Traoré           | Ouagadougou       | 16 Dec 03        |
| VEN         | 15.02        | Yulimar Rojas                 | Madrid         | 23 Jun 16           | CAF        | 14.68        | Nadège Nakombo            | Dreux             | 17 Oct 99        |
| VIE         | 14.12        | Tran Hue Hoa                  | Nay Pyi Taw    | 17 Dec 13           | CAM        | 11.85        | Sao Thin                  | Phnom Penh        | 13 Jul 67        |
| VIN         | 13.08        | Yvette Haynes                 | El Paso        | 11 Apr 92           | <b>CAN</b> | <b>18.58</b> | <b>Brittany Crew</b>      | <b>Tucson</b>     | <b>20 May 17</b> |
| YEM         | 8.75         | Hana Srouri                   | Amman          | 27 Oct 07           | <b>CAY</b> | <b>13.06</b> | <b>Lacey Barnes</b>       | <b>Willemstad</b> | <b>16 Apr 17</b> |
| ZAM         | 11.06        | Victoria Mwase                | Kabwe          | 29 Sep 91           | CGO†       | 13.95        | Christiane Diabakana      | Taverny           | 31 May 03        |
| <b>ZIM†</b> | <b>13.02</b> | <b>Vimbiso Majoni</b>         | <b>Harare</b>  | <b>10/11 Jun 17</b> | CHA†       | 13.03        | Patricia Bourmanda        | St. Brieuc        | 1 May 92         |

Alternative outdoor best for federation ratifying indoor marks as absolute records (i)

|     |       |                    |         |          |
|-----|-------|--------------------|---------|----------|
| ESP | 14.60 | Carlota Castrejana | Almería | 1 Jul 05 |
|-----|-------|--------------------|---------|----------|

#### Notes (\*)

|            |              |                         |                  |                  |
|------------|--------------|-------------------------|------------------|------------------|
| AIA        | 13.88        | Shara Proctor           | Blacksburg       | 6 Feb 10         |
| AND        | 12.40        | Cláudia Gurí            | Antequera        | 21 Feb 15        |
| ANG        | 13.82        | Teresa N'Zola           | Aubière          | 1 Mar 03         |
| <b>ARU</b> | <b>11.69</b> | <b>Judeska Sheppard</b> | <b>Apeldoorn</b> | <b>19 Feb 17</b> |
| BER        | 13.19        | Jasmine Brunson         | Boston           | 25 Feb 12        |
| CAN        | 14.02        | Tabia Charles           | Notre Dame       | 3 Mar 07         |
| COM        | 11.71        | Féta Ahamada            | Eaubonne         | 16 Jan 10        |
| CPV        | 11.89        | Luciliana Évora         | Lisboa           | 4 Mar 01         |
| GBR        | 15.16        | Ashia Hansen            | Valencia         | 28 Feb 98        |
| GBS        | 11.74        | Sténia Betuncal         | Pombal           | 13 Feb 11        |
| IVB        | 13.45        | Chantel Malone          | College Station  | 12 Mar 11        |
| RUS        | 15.36        | Tatyana Lebedyeva       | Budapest         | 6 Mar 04         |
| SKN        | 12.89        | Jessica Gilbert         | Princess Anne    | 24 Feb 01        |
| SLO        | 15.08        | Marija Šestak           | Athina           | 13 Feb 08        |
| SOM        | 7.98         | Sabrina Gaddour         | Padova           | 2 Mar 13         |
| SUI        | 13.45        | Claudia Vetsch          | Magglingen       | 19 Feb 95        |
| ZIM        | 13.03        | Namatirai Mavugara      | Blacksburg       | 22 Jan 10        |

#### Notes (\*)

ANG Teresa N'Zola became a French citizen in 2003  
 CUB 15.29 Yamilé Aldama Roma 11 Jul 03 – not ratified by federation  
 GEO 14.03 Yuliya Dubina Baku 2 Jul 04 – questionable  
 TKM 14.02 Viktoriya Brigadnaya Ashkhabad 13 May 01 – questionable

#### Shot Put

|      |       |                     |             |           |
|------|-------|---------------------|-------------|-----------|
| AFG† |       | See indoor footnote |             |           |
| AIA  | 9.27  | Dee-Ann Rogers      | Glasgow     | 29 Jul 14 |
| ALB  | 16.36 | Antoneta Koçi       | Tiranë      | 29 Apr 84 |
| ALG  | 16.16 | Yasmina Azzizi      | Annaba      | 13 Jul 95 |
| AND† | 9.68  | Montserrat Pujol    | Andorra     | 5 May 01  |
| ANG  | 12.90 | Carla Carvalho      | Luanda      | 24 Aug 81 |
| ANT  | 16.27 | Jess St. John       | Levelland   | 18 May 16 |
| ARG  | 16.59 | Rocio Comba         | São Caetano | 22 Jul 06 |
| ARM* | 18.51 | Faina Melnik        | Helsinki    | 15 Sep 73 |
| ARU  | 11.68 | Julianne Dorothal   | Ottawa      | 1 Jun 13  |

|             |              |                             |                     |                  |
|-------------|--------------|-----------------------------|---------------------|------------------|
| ASA         | 16.67        | Lisa Misipeka               | Columbia            | 15 Apr 95        |
| AUS         | 19.74        | Gael Martin                 | Berkeley            | 14 Jul 84        |
| AUT         | 19.21        | Valentina Fedjuschina       | Casablanca          | 13 Jul 99        |
| AZE         | 16.31        | Valentina Podgornova        | Donetsk             | 16 Jul 78        |
| BAH         | 17.23        | Aymara Albury               | Knoxville           | 26 May 06        |
| BAN         | 12.14        | Nelly Jesmin                | Dhaka               | 8 Sep 92         |
| BAR         | 17.14        | Shernelle Nicholls          | Lincoln             | 13 May 07        |
| BDI         | 12.56        | Tsizéyimana                 | Bujumbura           | 23 Aug 92        |
| BEL         | 17.09        | Jolien Boumkwo              | Bruxelles           | 19 Jun 16        |
| BEN         | 15.24        | Odile Ahouanwanou           | Angers              | 24 Jun 16        |
| BER†        | 13.59        | Sonya Smith                 | Los Angeles         | 22 May 85        |
| BHU         | 11.74        | Phup Lhamngmo               | Punakha             | 25-28 Dec 00     |
| BIH         | 14.91        | Katica Tošić-Sporer         | Sarajevo            | 17 Sep 66        |
| BIZ         | 16.20        | Itohan Aikhonbare           | San Salvador        | 16 Jul 16        |
| BLR†        | 21.58        | Nadezhda Ostapchuk          | Minsk               | 18 Jul 12        |
| BOL         | 15.42        | Grace Conley                | Taríja              | 17 Apr 15        |
| BOT         | 10.95        | Neyo Tatto Selato           | Lusaka              | 20 Aug 14        |
| BRA         | 19.30        | Elisângela Adriano          | Tunja               | 14 Jul 01        |
| <b>BRN</b>  | <b>17.69</b> | <b>Noora Salem Jassem</b>   | <b>Doha</b>         | <b>5 May 17</b>  |
| BRU         | 13.92        | Tea Ai Seng                 | B. S. Begawan       | 8 Aug 97         |
| BUL         | 21.89        | Ivanka Khristova            | Belmeken            | 4 Jul 76         |
| BUR         | 14.13        | Brigitte Traoré             | Ouagadougou         | 16 Dec 03        |
| CAF         | 14.68        | Nadège Nakombo              | Dreux               | 17 Oct 99        |
| CAM         | 11.85        | Sao Thin                    | Phnom Penh          | 13 Jul 67        |
| <b>CAN</b>  | <b>18.58</b> | <b>Brittany Crew</b>        | <b>Tucson</b>       | <b>20 May 17</b> |
| <b>CAY</b>  | <b>13.06</b> | <b>Lacey Barnes</b>         | <b>Willemstad</b>   | <b>16 Apr 17</b> |
| CGO†        | 13.95        | Christiane Diabakana        | Taverny             | 31 May 03        |
| CHA†        | 13.03        | Patricia Bourmanda          | St. Brieuc          | 1 May 92         |
| CHI         | 18.80        | Natália Ducó                | London              | 6 Aug 12         |
| CHN         | 21.76        | Li Meisu                    | Shijiazhuang        | 23 Apr 88        |
| CIV         | 14.74        | Angeline Gbaly              | Évreux              | 12 Jul 98        |
| <b>CMR</b>  | <b>18.37</b> | <b>Auriole Dongmo</b>       | <b>São Bernardo</b> | <b>3 Jun 17</b>  |
| COD         | 12.99        | Amandine Kandi Masakidi     | Aix-les-Bains       | 24 Jun 11        |
| COK         | 14.96        | Terepii Tapoki              | Nikao               | 11 Oct 06        |
| COL         | 18.03        | Sandra Lemus                | Uberlândia          | 16 May 13        |
| COM         | 10.78        | Samira Moussa               | Mutsamudu           | 15 Jun 14        |
| CPV*        | 15.12        | Antónia Borges              | Huelva              | 8 Aug 04         |
| CRC         | 12.90        | Glendorlee Pinnock          | Alajuela            | 15 May 94        |
| CRO†        | 17.52        | Valentina Mužarić           | Greensboro          | 25 May 13        |
| CUB         | 20.96        | Belzis Laza                 | Cd. de México       | 2 May 92         |
| CYP         | 16.71        | Olympia Menelaou            | Limassol            | 25 Mar 01        |
| CZE†        | 22.32        | Helena Fibingerová          | Nitra               | 20 Aug 77        |
| DEN         | 16.80        | Trine Mulbjerg              | Århus               | 23 May 15        |
| DJI         | 9.45         | Fimiro Aden Okieh           | Djibouti            | 20 May 00        |
| DMA†        | 16.48        | Vanessa Henry               | Fairfax             | 14 Apr 12        |
| DOM         | 18.14        | Flor Vásquez                | Santo Domingo       | 7 Aug 03         |
| ECU         | 15.20        | Carmen Chalá                | Guayaquil           | 20 Nov 95        |
| EGY*        | 16.50        | Hanaa Salah El-Melegi       | Al-Qâhira           | 20 Jun 00        |
| ERI         | 8.51         | Adiam Fissehaye             | Asmara              | 29 Apr 11        |
| ESA         | 14.60        | Eva María Dimas             | San Salvador        | 18 Mar 06        |
| ESP         | 18.20        | Irache Quintanal            | Barcelona           | 4 Jul 07         |
| EST         | 18.03        | Veronika Minina             | Nokia               | 25 May 80        |
| ETH         | 13.53        | Amele Yibeltal Muluadam     | Addis Ababa         | 20-24 Apr 16     |
| FIJ         | 14.73        | Miliika Tuivanuavou         | San Marcos          | 11 Apr 15        |
| FIN         | 18.57        | Asta Ovaska                 | Stockholm           | 20 Aug 89        |
| FRA         | 18.69i       | Laurence Manfredi           | Liévin              | 19 Feb 00        |
| FSM         | 11.45        | Scalasmara Fathaangin       | Abay                | 24 Jul 01        |
| GAB         | 15.51        | Odette Mistoul              | Rabat               | 15 Jul 84        |
| <b>GAM</b>  | <b>10.72</b> | <b>Mariama Conteh</b>       | <b>Conakry</b>      | <b>13 May 17</b> |
| GBR         | 19.36        | Judy Oakes                  | Gateshead           | 14 Aug 88        |
| <b>GBS†</b> | <b>16.24</b> | <b>Jéssica Include</b>      | <b>Salamanca</b>    | <b>3 Jun 17</b>  |
| GEO         | 19.30        | Aleksandra Abashidze        | Sochi               | 9 Jun 84         |
| GEQ         | 11.30        | Bibiana-Martina Olaman      | Malabo              | 17 Jul 10        |
| GER         | 22.45        | Ilona Slupianek             | Potsdam             | 11 May 80        |
| <b>GHA</b>  | <b>15.34</b> | <b>Claudia Ababio</b>       | <b>Baltimore</b>    | <b>14 Apr 17</b> |
| GIB         | 8.50         | Nicole Barker               | Gibraltar           | 17 Jul 92        |
| GRE         | 19.10        | Iríni-Hrisovaládo Terzóglou | Trikala             | 14 Jun 03        |
| GRN†        | 14.55        | Sheba George                | Stanford            | 29 Mar 02        |
| GUA         | 13.52        | Dorothy López               | Cd. de Guatemala    | 6 Nov 09         |



| COUNTRY  | MARK         | NAME                   | VENUE                  | DATE             | COUNTRY    | MARK         | NAME                      | VENUE                  | DATE              |
|--|--------------|------------------------|------------------------|------------------|------------|--------------|---------------------------|------------------------|-------------------|
| <i>Superior (or identical) indoor bests not ratified by federation as absolute records (‡)</i> |              |                        |                        |                  | CAM        | 39.78        | Uch Lay                   | Phnom Penh             | 16 Aug 69         |
| AFG  | <b>7.13</b>  | <b>Yalda Amini</b>     | <b>Helsinki</b>        | <b>9 Apr 17</b>  | CAN*       | 62.72        | Carmen Ionesco            | Montréal               | 23 Aug 79         |
| AND  | 10.11        | Lorena Álvarez         | Vilafranca del Penedès | 8 Jan 06         | <b>CAY</b> | <b>47.63</b> | <b>Lacee Barnes</b>       | <b>Willemstad</b>      | <b>15 Apr 17</b>  |
| BER  | 14.72        | Branwen Smith          | Princeton              | 11 Mar 78        | CGO        | 38.83        | Fanny Wigile Ossala       | Brazzaville            | 16 Sep 15         |
| BLR  | 21.70        | Nadezhda Ostapchuk     | Mogilyov               | 12 Feb 10        | CHA        | 43.50        | Patricia Bourmanda        | Cesson                 | 14 Jun 92         |
| CGO  | 14.11        | Christiane Diabakana   | Eaubonne               | 8 Dec 06         | CHI        | 61.10        | Karen Gallardo            | Castellón              | 2 Aug 15          |
| CHA  | 13.07        | Patricia Bourmanda     | St Brieuc              | 25 Jan 92        | CHN        | 71.68        | Xiao Yanling              | Beijing                | 14 Mar 92         |
| CRO  | 17.89        | Valentina Mužarić      | Albuquerque            | 15 Mar 14        | CIV        | 59.61        | Suzanne Kragbé Kazai      | Tomblaine              | 27 Jun 14         |
| CZE  | 22.50        | Helena Fibingerová     | Jablonec               | 19 Feb 77        | CMR        | 50.56        | Jeanne Ngo Minyemeck      | Reims                  | 5 Jun 88          |
| DMA  | 16.50        | Vanessa Henry          | New York               | 20 Jan 12        | COD        | 30.26        | Banda Kayembé             | Kinshasa               | 18 Jun 96         |
| <b>GBS</b>   | <b>16.90</b> | <b>Jéssica Include</b> | <b>Pombal</b>          | <b>10 Feb 17</b> | COK        | 57.61        | Tereapii Tapoki           | Auckland               | 11 Nov 06         |
| GRN  | 15.13        | Sheba George           | Boston                 | 2 Mar 02         | COL        | 58.50        | María Isabel Urrutia      | Valencia               | 26 Jun 92         |
| IRL  | 17.06        | Marita Walton          | New York               | 26 Feb 82        | COM        | 40.18        | Farrah Boinali            | Aulnay-sous-Bois       | 24 Jun 09         |
| ITA  | 19.20        | Assunta Legnante       | Genova                 | 16 Feb 02        | CPV*       | 49.81        | Sónia Borges              | Almada                 | 18 Feb 06         |
| LBR  | 14.09        | TeTee Kuyateh          | Boston                 | 3 Mar 07         | CRC        | 42.86        | Haydee Grijalba           | Tilarán                | 3 Mar 14          |
| LUX  | 14.65        | Stéphanie Kumlovsky    | Vittel                 | 18 Dec 16        | CRO        | 71.08        | Sandra Perkovic           | Zürich                 | 16 Aug 14         |
| MLT  | 13.06        | Antonella Cachia       | Minsk                  | 21 Feb 01        | CUB        | 70.88        | Hilda Ramos               | La Habana              | 8 May 92          |
| NED  | 18.97        | Corrie de Bruin        | Valencia               | 28 Feb 98        | CYP        | 56.69        | Lada Androniki            | Limassol               | 25 Mar 14         |
| NOR  | 17.25        | Katarina Sederholm     | Stange                 | 7 Feb 98         | CZE        | 74.56        | Zdeňka Šilhavá            | Nitra                  | 26 Aug 84         |
| POR  | 17.26        | Teresa Machado         | Espinho                | 7 Feb 98         | DEN        | 56.00        | Annette Bøgh              | Århus                  | 13 Jul 96         |
| SLE  | 13.05        | Eunice Barber          | Paris                  | 7 Mar 97         | DJI        | 22.30        | Ikram Ali Ahmed           | Djibouti               | 18 Apr 08         |
| SUI  | 18.75        | Ursula Stäheli         | Magglingen             | 25 Jan 87        | DMA        | 45.85        | Melissa Alfred            | Les Abymes             | 23 Mar 13         |
| SUR  | 14.58        | Helen Weidum           | Louvain                | 15 Dec 87        | DOM        | 53.20        | María Matos               | Philadelphia           | 10 May 09         |
| TTO  | 19.48        | Cleopatra Borel        | Blacksburg             | 14 Feb 04        | ECU        | 48.98        | Carmen Chalá              | Quito                  | 16 Oct 94         |
|  |              |                        |                        |                  | EGY        | 53.88        | Hiba Mecilhi Abou Zaghari | El Maadi               | 18 Apr 01         |
|  |              |                        |                        |                  | <b>ERI</b> | <b>24.72</b> | <b>Suzana Kelatt</b>      | <b>Asmara</b>          | <b>3-5 Mar 17</b> |
|  |              |                        |                        |                  | ESA        | 47.45        | Eva María Dimas           | Cd. de Guatemala       | 30 Nov 01         |
|  |              |                        |                        |                  | ESP        | 61.89        | Sabina Asenjo             | Bilbao                 | 25 Jun 16         |
|  |              |                        |                        |                  | EST        | 65.00        | Elju Kubi                 | Tallinn                | 26 Aug 87         |
|  |              |                        |                        |                  | ETH        | 42.83        | Alema Nigusse             | Addis Ababa            | 14 Jun 15         |
|  |              |                        |                        |                  | FIJ        | 47.76        | Mereoni Vibose            | Suva                   | 2 Apr 83          |
|  |              |                        |                        |                  | FIN        | 67.02        | Ulla Lundholm             | Helsinki               | 23 Aug 83         |
|  |              |                        |                        |                  | FRA        | 66.73        | Méline Robert-Michon      | Río de Janeiro         | 16 Aug 16         |
|  |              |                        |                        |                  | FSM        | 31.59        | Scalasmara Fathaangin     | Middlegate             | 12 Dec 01         |
|  |              |                        |                        |                  | GAB        | 36.31        | Odette Mistoul            | Libreville             | 20 Apr 86         |
|  |              |                        |                        |                  | GAM        | 21.24        | Fatou Ceesay              | Dakar                  | 13 Apr 68         |
|  |              |                        |                        |                  | GBR        | 67.48        | Meg Ritchie               | Wanut                  | 26 Apr 81         |
|  |              |                        |                        |                  | GBS        | 50.29        | Jéssica Include           | Leiria                 | 23 Jul 16         |
|  |              |                        |                        |                  | GEO        | 64.20        | Natella Labadze           | Dnepropetrovsk         | 8 Sep 80          |
|  |              |                        |                        |                  | GEQ        | 24.99        | Dolores Lopelo Cobeá      | Mongomo                | 5 Jul 02          |
|  |              |                        |                        |                  | GER        | 76.80        | Gabriele Reinsch          | Neubrandenburg         | 9 Jul 88          |
|  |              |                        |                        |                  | <b>GHA</b> | <b>55.08</b> | <b>Claudia Ababio</b>     | <b>Charlottesville</b> | <b>8 Apr 17</b>   |
|  |              |                        |                        |                  | GIB        | 21.60        | Nicole Barker             | Gibraltar              | 17 Jul 92         |
|  |              |                        |                        |                  | GRE        | 67.72        | Ekaterini Vóggoli         | Athína                 | 10 Jun 04         |
|  |              |                        |                        |                  | GRN        | 49.70        | Sheba George              | Storrs                 | 4 May 02          |
|  |              |                        |                        |                  | GUA        | 48.85        | Ana Lucia Espinoza        | Cd. de Guatemala       | 29 May 04         |
|  |              |                        |                        |                  | GUI        | 40.11        | Mahawa Camara             | Nice                   | 3 Mar 07          |
|  |              |                        |                        |                  | <b>GUM</b> | <b>36.75</b> | <b>Tahnisha Manibusan</b> | <b>Lebanon</b>         | <b>28 Apr 17</b>  |
|  |              |                        |                        |                  | GUY        | 37.10        | Shauna Robertson          | Georgetown             | 19 Oct 97         |
|  |              |                        |                        |                  | HAI        | 56.62        | Dayana Octavien           | Tampa                  | 21 Mar 08         |
|  |              |                        |                        |                  | HKG        | 42.23        | Lee Ka Shun               | Hongkong               | 1 Apr 12          |
|  |              |                        |                        |                  | HON        | 40.85        | Alma Gutiérrez            | Tegucigalpa            | 2 Nov 16          |
|  |              |                        |                        |                  | HUN        | 66.48        | Márta Kripli              | Budapest               | 11 Aug 86         |
|  |              |                        |                        |                  | INA        | 50.68        | Dwi Ratnawati             | Bangkok                | 27 Apr 08         |
|  |              |                        |                        |                  | IND        | 64.84        | Seema Antil               | Kyiv                   | 8 Aug 04          |
|  |              |                        |                        |                  | IRI        | 50.23        | Fatemeh Khayati           | Tehran                 | 9 Oct 15          |
|  |              |                        |                        |                  | IRL        | 57.60        | Patricia Walsh            | Dublin                 | 7 Jul 84          |
|  |              |                        |                        |                  | IRQ        | 40.16        | Sabreen Kadhum Hussein    | Manama                 | 25 Apr 15         |
|  |              |                        |                        |                  | ISL        | 53.86        | Gudrún Ingólfssdóttir     | Reykjavík              | 7 May 82          |
|  |              |                        |                        |                  | ISR        | 59.92        | Sivan Jean                | Tel Aviv               | 16 Feb 08         |
|  |              |                        |                        |                  | ISV        | 37.46        | Charlene Springer         | Basseterre             | 3 Jul 94          |
|  |              |                        |                        |                  | ITA        | 63.66        | Agnese Maffeis            | Milano                 | 12 Jun 96         |
|  |              |                        |                        |                  | <b>IVB</b> | <b>51.43</b> | <b>Tynelle Gumbs</b>      | <b>Ada</b>             | <b>22 Apr 17</b>  |
|  |              |                        |                        |                  | <b>JAM</b> | <b>62.73</b> | <b>Kellion Knibb</b>      | <b>Kingston</b>        | <b>23 Jun 17</b>  |
|  |              |                        |                        |                  | JOR        | 60.11        | Nada Mufid Kawar          | La Jolla               | 28 Mar 98         |
|  |              |                        |                        |                  | JPN        | 58.62        | Yuka Murofushi            | Gifu                   | 13 May 07         |
|  |              |                        |                        |                  | KAZ        | 68.18        | Tatyana Lesovaya          | Alma Ata               | 23 Sep 82         |
|  |              |                        |                        |                  | KEN        | 49.68        | Joyce Kiume               | Eldoret                | 21 May 99         |
|  |              |                        |                        |                  | KGZ        | 62.22        | Lyubov Yelizarova         | Yalta                  | 13 Feb 83         |

**Notes (\*)**

- ARM 20.03 Faina Melnik, Bratislava, 2 Jun 76 – for Russia  
 CPV Borges transferred to Portugal in 2005  
 EGY 16.71 Hanaa Salah El-Melegi Al-Qâhira 10 Dec 93 – with junior implement  
 KOS 14.25 Lirije Veselaj Mitrovicë 19 Sep 87 – actually only 11.85  
 SEN Mboup transferred to France in 1999

**Discus Throw**

|            |              |                           |                      |                  |
|------------|--------------|---------------------------|----------------------|------------------|
| AFG        | 12.78        | Asra Mohammadi            | Rjukan               | 18 Sep 16        |
| AIA        | 28.55        | Shara Proctor             | St. John's           | 2 Jul 06         |
| ALB        | 55.58        | Silvana Rukaj             | Tiranë               | 27 Jun 91        |
| ALG        | 53.54        | Aïcha Dahmous             | Alger                | 25 Jun 87        |
| AND        | 28.96        | Miriam Tizón              | Andorra              | 24 May 08        |
| ANG        | 44.16        | Filomena Silva            | Luanda               | 18 May 80        |
| ANT        | 43.84        | Jess St. John             | El Paso              | 26 Mar 16        |
| ARG        | 62.77        | Rocío Comba               | Belém                | 12 May 13        |
| ARM*       | 69.48        | Faina Melnik              | Edinburgh            | 7 Sep 73         |
| ARU        | 24.50        | Julianne Dorothal         | Oranjestad           | 17 Jun 13        |
| <b>ASA</b> | <b>55.99</b> | <b>Alexandra Morgan</b>   | <b>Coeur d'Alene</b> | <b>2 Jun 17</b>  |
| AUS        | 68.72        | Daniela Costian           | Auckland             | 22 Jan 94        |
| AUT        | 63.28        | Ursula Weber              | Schwechat            | 3 Jun 90         |
| AZE        | 64.06        | Galina Koshkareva         | Tbilisi              | 31 May 83        |
| <b>BAH</b> | <b>56.84</b> | <b>Serena Brown</b>       | <b>Baton Rouge</b>   | <b>28 Apr 17</b> |
| BAN        | 42.90        | M. Joytsna Afroz          | Dhaka                | 25 Dec 93        |
| BAR        | 52.00        | Shernelle Nicholls        | Columbia             | 29 Mar 08        |
| BDI        | 30.82        | Niyongéko                 | Bujumbura            | 10 May 91        |
| BEL        | 61.40        | Marie-Paule Geldhof       | Eeklo                | 30 Apr 94        |
| BEN        | 42.62        | Sabine Zachée             | Cotonou              | 8 May 04         |
| <b>BER</b> | <b>47.69</b> | <b>Tiara De Rosa</b>      | <b>Willemstad</b>    | <b>15 Apr 17</b> |
| BHU        | 31.18        | Namkha Lhamo              | Phuntsholing         | 13 Dec 01        |
| BIH        | 52.58        | Kosa Stojković            | București            | 17 Jul 77        |
| BIZ        | 47.40        | Itohan Aikhonbare         | San Salvador         | 18 Jun 16        |
| BLR        | 71.58        | Ellina Zvereva            | Leningrad            | 12 Jun 88        |
| BOL        | 37.46        | María Tamas               | Cochabamba           | 10 Jul 04        |
| BOT        | 34.98        | Tebogo Tapologo           | Gaborone             | 31 May 15        |
| <b>BRA</b> | <b>64.68</b> | <b>Andressa de Moraes</b> | <b>Asunción</b>      | <b>23 Jun 17</b> |
| <b>BRN</b> | <b>50.12</b> | <b>Noora Salem Jassem</b> | <b>Baku</b>          | <b>19 May 17</b> |
| BRU        | 37.14        | Tea Ai Seng               | Darwin               | 11 May 97        |
| BUL        | 73.22        | Tsvetanka Khristova       | Kazanlak             | 19 Apr 87        |
| BUR        | 50.12        | Brigitte Traoré           | Ouagadougou          | 24 Jul 05        |
| CAF        | 39.54        | Nadège Nakombo            | Lille                | 13 Jul 97        |



| COUNTRY | MARK  | NAME                     | VENUE               | DATE       | COUNTRY             | MARK         | NAME                          | VENUE                   | DATE  |
|---------|-------|--------------------------|---------------------|------------|---------------------|--------------|-------------------------------|-------------------------|---|
| KIR     | 34.40 | Eera                     | Bairiki             | 10 Jul 95  | SLE                 | 44.04        | Fatmata Kargbo                | Freetown                | 24 Dec 12   |
| KOR     | 54.76 | Kim Min                  | Andong              | 17 Apr 13  | SLO                 | 60.11        | Veronika Domjan               | Amsterdam               | 6 Jul 16  |
| KOS     | 40.80 | Ardita Uka               | Podujevë            | 12 Jul 04  | SMR                 | 35.83        | Sara Andreani                 | Modena                  | 10 May 15   |
| KUW     | 39.24 | Aisha Waleed Al-Khuder   | Muscat              | 14 Mar 15  | SOL                 | 29.28        | Susy Qila                     | Honiara                 | 1 May 76  |
| LAO     | 39.83 | Phonesay Paosavath       | Bangkok             | 2 Nov 12   | SOM                 | 23.29        | Nadia Sallam Salah Ali        | Santhia                 | 8 May 11  |
| LAT     | 65.06 | Malda Lange              | Valmiera            | 11 Sep 88  | SRB                 | 63.63        | Dragana Tomašević             | Göteborg                | 8 Aug 06  |
| LBA     | 52.04 | Salem Rijaj Sanah        | Tunis               | 4 Jun 16   | <b>SRI</b>          | <b>47.50</b> | <b>B. Padma Wijesundara</b>   | <b>Colombo</b>          | <b>25 Aug 06</b>  |
| LBN     | 41.30 | Jeanette Ayoub           | Beyrouth            | 86         | STP                 | 34.10        | Lecabela Quaresma             | Seixal                  | 2 Jul 06  |
| LBR     | 40.54 | Lelica Zazaboi           | USA                 | 94         | SUD                 | 31.10        | Iman Ahmed                    | Khartoum                | 29/30 Nov 12  |
| LCA     | 44.52 | Tamara Popo              | Indianapolis        | 27 Mar 04  | SUI                 | 60.60        | Rita Pfister                  | Dortmund                | 6 Jun 76  |
| LES     | 26.50 | Maki Thokoa              | Maseru              | 6 Apr 90   | SUR                 | 40.52        | Orlanda Lynch                 | Paramaribo              | 7 Mar 76  |
| LIE     | 37.82 | Laura Rheinberger        | Langenthal          | 11 Sep 16  | SVK                 | 64.00        | Gabriela Hanuláková           | Nitra                   | 26 Aug 84   |
| LTU     | 72.14 | Galina Murašova          | Praha               | 17 Aug 84  | SWE                 | 64.54        | Anna Söderberg                | Åre mark                | 31 Jul 99   |
| LUX     | 43.90 | Anne-Marie Wirtz         | Colmar              | 8 May 97   | SWZ                 | 31.26        | Ncedi Mngometulu              | Simunye                 | 5 May 07  |
| MAC     | 39.05 | Hong Lei Lei             | Hongkong            | 4 Jun 05   | <b>SYR</b>          | <b>48.27</b> | <b>Hiba Al-Omar</b>           | <b>Baku</b>             | <b>19 May 17</b>  |
| MAD     | 44.60 | Ange-Doris Ratsimbazafy  | Antananarivo        | 17 Aug 07  | TAN                 | 36.59        | Tatu Saaduni                  | Dar-es-Salaam           | 23/24 Jul 11  |
| MAR     | 56.94 | Zoubida Laâyouni         | Meknès              | 20 Mar 94  | TGA                 | 53.82        | Melehifo Uhi                  | Christchurch            | 28 Jan 06   |
| MAS     | 47.79 | Yap Jeng Tzan            | Ho Chi Minh         | 26 Jul 14  | THA                 | 61.12        | Subenrat Insaeng              | Almaty                  | 26 Jun 16   |
| MAW     | 34.20 | Rose Chamangwana         | Mombasa             | 5 Sep 75   | TJK                 | 65.38        | Valentina Stepushina          | Kyiv                    | 23 Jun 76   |
| MDA     | 62.13 | Natalia Artić            | VR de Santo António | 4 Mar 12   | TKM                 | 44.54        | Larisa Kuznetsova             | Ashkhabad               | 17 Jul 72   |
| MDV     | 25.36 | Aishath Eva Abdul Gafour | Malé                | Dec 06     | TKS                 | 26.33        | Maquieta Carter               | Providenciales          | 8 Apr 07  |
| MEX     | 53.66 | Iraís Estrada            | San José del Cabo   | 22 May 10  | TOG                 | 56.16        | Alifatou Djibril              | Sydney                  | 28 Feb 04   |
| MGL     | 54.90 | Nanjilma Dashzeveg       | Ulan Bator          | 13 May 72  | TPE                 | 60.23        | Li Wen-Hua                    | Taipei                  | 25 May 12   |
| MHL     | 24.30 | Cindy Elanzo             | Laura               | 3-7 May 04 | TTO                 | 58.58        | Annie Alexander               | Bloomington             | 28 May 11   |
| MKD     | 41.61 | Mateja Efremovska        | Skopje              | 19 Jun 16  | TUN                 | 61.74        | Monia Kari                    | Tunis                   | 1 May 96  |
| MLI     | 47.67 | Oumou Traoré             | Alger               | 11 Jul 00  | TUR                 | 64.25        | Oksana Mert                   | Krasnodar               | 30 May 99   |
| MLT     | 42.86 | Antonella Chouhal        | Marsa               | 1 Jul 09   | TUV                 | 26.71        | Moliga Sioni                  | Funafuti                | 30 Jun 12   |
| MNE     | 58.30 | Kristina Rakočević       | Split               | 16 Apr 16  | UAE                 | 42.35        | Fatima Youssef Abd. Al-Hosani | Manama                  | 14 Apr 16   |
| MNT     | 26.95 | Ericca Fredericks        | Road Town           | Mar 99     | UGA                 | 45.90        | Helen Alyek                   | Alger                   | 21 Jul 78   |
| MON     | 31.36 | Suzie Ingold             | Nice                | 11 Mar 62  | UKR                 | 70.80        | Larisa Mikhalchenko           | Kharkov                 | 18 Jun 88   |
| MOZ     | 47.78 | Ludovina Oliveira        | Maputo              | 19 May 84  | URU                 | 45.34        | Berenice da Silva             | Santa Fe                | 29 May 88   |
| MRI     | 51.54 | Caroline Fournier        | Montreuil-sous-Bois | 26 Jun 96  | USA*                | 69.17        | Gia Lewis-Smallwood           | Angers                  | 30 Aug 14   |
| MTN     | 42.30 | Binta Diagana            | Nice                | 1 Dec 07   | UZB                 | 59.46        | Valentina Mezentseva          | Tashkent                | 26 May 80   |
| MYA     | 50.46 | Aye Aye Nwe              | Madras              | 4 Feb 94   | VAN                 | 38.56        | Maryline Adam                 | Apia                    | 9 Sep 83  |
| NAM     | 49.98 | Charlene Engelbrecht     | Stellenbosch        | 21 Apr 14  | VEN                 | 55.57        | María Cubillán                | La Habana               | 3 Jul 09  |
| NCA     | 47.90 | María L. Obando Ruiz     | Managua             | 20 May 89  | VIE                 | 48.40        | Nguyen Thi Hong Thuong        | Hanoi                   | 24 Nov 16   |
| NED*    | 63.88 | Corrie de Bruin          | Groningen           | 11 Jun 98  | VIN                 | 39.18        | Jenita Lewis                  | Bridgetown              | 3 Jun 90  |
| NEP     | 40.31 | Amrita Mahato            | Bangkok             | 8 Sep 15   | YEM                 | 19.35        | Maha M. Abdou                 | Mogadiscio              | 5 Sep 79  |
| NFI     | 32.64 | Cara Buffett             | Middlegate          | 17 Dec 94  | ZAM                 | 36.30        | Mary Kangwa                   | Kitwe                   | 17 May 92   |
| NGR     | 61.58 | Chinwe Okoro             | Athens, OH          | 2 Apr 16   | ZIM                 | 55.70        | Mariette van Heerden          | Harare                  | 25 Mar 84   |
| NIG     | 21.26 | Hassia Hassane           | Bamako              | 12 Apr 08  |                     |              |                               |                         |   |
| NMI     | 34.98 | Brenda Haddox            | Tumon               | 22 Feb 97  | <b>Notes (*)</b>    |              |                               |                         |   |
| NOR     | 69.68 | Mette Bergmann           | Florø               | 27 May 95  | ARM                 | 70.50        | Faina Melnik                  | Sochi                   | 24 Apr 76 – for Russia  |
| NRU     | 31.87 | Nina Grundler            | Aiwo                | 17 May 11  | CAN                 | 64.78        | Carmen Ionesco                | Montréal                | 26 May 76 – as a Romanian   |
| NZL     | 68.52 | Beatrice Faumuina        | Oslo                | 4 Jul 97   | CPV                 |              | Borges                        | transferred to Portugal | in 2005   |
| OMA     | 31.62 | Raghad Nabil Al-Zubaidi  | Amman               | 23 Oct 13  | NED                 | 71.22        | Ria Stalman                   | Walnut                  | 15 Jul 84 – no longer ratified by federation due to her admission of doping |
| PAK     | 38.17 | Kalsoom Shahzadi         | Islamabad           | 20 Nov 00  | PUR                 | 55.53        | Brittany Borrero              |                         | 9 May 09 – as a US citizen  |
| PAN     | 55.00 | Aixa Middleton           | Managua             | 27 Jun 15  | SRI                 | 47.95        | Emma De Silva Lawrence        |                         | 22 Apr 17 – citizenship not confirmed                                       |
| PAR     | 44.70 | Sadith Fretes            | Asunción            | 13 May 90  | USA                 | 69.44        | Suzy Powell                   | La Jolla                | 27 Apr 02 – downhill  |
| PER     | 48.34 | Elvira Yufra             | Lima                | 3 Dec 88   |                     |              |                               |                         |   |
| PHI     | 54.71 | Josephine de la Vina     | Bakersfield         | 10 Jul 71  |                     |              |                               |                         |   |
| PLE     | 31.22 | Ranya Saker Soleiman     | Nablus              | 5 Nov 98   |                     |              |                               |                         |   |
| PLW     | 31.71 | Chandis Cooper           | Koror               | 12 Mar 06  | <b>Hammer Throw</b> |              |                               |                         |   |
| PNG     | 38.46 | Iammo Launa              | Port Moresby        | 5 Jun 93   | <b>AFG</b>          | <b>13.10</b> | <b>Yalda Amini</b>            | <b>Helsinki</b>         | <b>15 May 17</b>  |
| POL     | 66.18 | Renata Katewicz          | Lodz                | 7 Aug 88   | ALB                 | 59.26        | Emiljana Çiko                 | Tiranë                  | 18 Apr 02   |
| POR     | 65.40 | Teresa Machado           | São Jacinto         | 3 May 98   | <b>ALG</b>          | <b>62.63</b> | <b>Zouina Bouzebra</b>        | <b>Pontoise</b>         | <b>21 May 17</b>  |
| PRK     | 51.04 | Pak Chun Ja              | Pyongyang           | 27 Mar 70  | AND                 | 42.65        | Elena Villalón                | Toulouse                | 8 Jul 06  |
| PUR*    | 55.19 | Brittany Borrero         | Ponce               | 21 May 11  | ANG                 | 52.55        | Mafuta Maketa                 | Leiria                  | 7 Aug 11  |
| PYF     | 48.08 | Sandra Pito              | Tours               | 12 Aug 88  | ANT                 | 59.49        | Althea Charles                | Guadalajara             | 24 Oct 11   |
| QAT     | 36.74 | Asrar Ahmed Al-Mannai    | Muscat              | 14 Mar 15  | ARG                 | 73.74        | Jennifer Dahlgren             | Buenos Aires            | 10 Apr 10   |
| ROU     | 73.84 | Daniela Costian          | București           | 30 Apr 88  | ARM                 | 50.05        | Anahit Tadevosyan             | Yerevan                 | 23 May 14   |
| RSA     | 64.87 | Elizna Naude             | Stellenbosch        | 2 Mar 07   | ASA                 | 69.24        | Lisa Misipeka                 | Burnaby                 | 8 Jun 03  |
| RUS     | 73.28 | Galina Savinkova         | Donetsk             | 8 Sep 84   | AUS                 | 71.12        | Bronwyn Eagles                | Adelaide                | 6 Feb 03  |
| RWA     | 31.62 | Chantal Sezikeye         | Orvieto             | 24 Sep 06  | AUT                 | 58.25        | Julia Siart                   | Salzburg                | 17 May 12   |
| SAM     | 52.67 | Margaret Ava-Satupai     | Sydney              | 11 Mar 11  | <b>AZE</b>          | <b>75.29</b> | <b>Hanna Skydan</b>           | <b>Baku</b>             | <b>16 May 17</b>  |
| SEN     | 51.62 | Ndoubé Gaye              | Wiesbaden           | 24 Jun 00  | BAH                 | 60.41        | Aymara Albury                 | Auburn                  | 6 Apr 07  |
| SEY     | 45.84 | Lindy Leveau-Agricole    | Victoria/SEY        | 24 Jun 05  | BAR                 | 58.21        | Shernelle Nicholls            | Lawrence                | 19 Apr 07   |
| SGP     | 49.91 | Zhang Guirong            | Hanoi               | 8 Dec 03   | BEL                 | 67.30        | Jolien Boumkwo                | Bruxelles               | 26 Jun 16   |
| SKN     | 40.40 | Stavia Lewis             | Basseterre          | 22 Jun 14  | BEN                 | 21.30        | Graetta Gbé nou               | Grenoble                | 24 Apr 10   |



| COUNTRY    | MARK         | NAME                        | VENUE                | DATE             | COUNTRY    | MARK         | NAME                            | VENUE                     | DATE             |
|------------|--------------|-----------------------------|----------------------|------------------|------------|--------------|---------------------------------|---------------------------|------------------|
| <b>BIH</b> | <b>59.63</b> | <b>Stefani Vukajlović</b>   | <b>Durham</b>        | <b>21 Apr 17</b> | KIR        | 30.10        | Taatia Riino                    | Mont-Dore                 | 3 Sep 11         |
| BLR        | 78.69        | Oksana Menkova              | Minsk                | 18 Jul 12        | KOR        | 63.80        | Kang Na-Ru                      | Daegu                     | 16 May 12        |
| BOL        | 50.21        | Natália Valda               | Sucree               | 27 Jul 02        | KUW        | 39.09        | Batool Nasir Bakir Al-Din       | Muscat                    | 15 Mar 15        |
| BOT        | 25.94        | Andina Tapaphiwa            | Gaborone             | 14 May 11        | LAO        | 35.84        | Math Thinmanao                  | Bangkok                   | 6 Sep 15         |
| <b>BRA</b> | <b>67.02</b> | <b>Mariana G. Marcelino</b> | <b>São Bernardo</b>  | <b>9 Jun 17</b>  | LAT        | 68.94        | Laura Igaune                    | Nashville                 | 21 Apr 12        |
| BRN        | 35.50        | Fatima Ibrahim Namshan      | Al-Qâhira            | 18 Sep 02        | LBA        | 50.92        | Salem Rijaj Sanah               | Tlemcen                   | 7 May 16         |
| BRU        | 28.10        | Michelle Charlene Basir     | B. S. Begawan        | 2 Dec 09         | LBN        | 32.22        | Jeanette Ayoub                  | Beyrouth                  | 23 Oct 99        |
| BUL        | 65.35        | Anelia Yordanova            | Sofia                | 10 Jun 00        | LBR        | 54.47        | TeTee Kuyateh                   | New Haven                 | 29 Apr 07        |
| BUR        | 68.59        | Laëtitia Bambara            | Sotteville           | 18 Jul 16        | LCA        | 30.88        | Tamara Popo                     | Levelland                 | 6 May 04         |
| CAF        | 21.51        | Chancela Moundo             | Avignon              | 6 May 07         | LTU        | 54.14        | Vaida Kelečiūtė                 | Kaunas                    | 17 Jun 07        |
| CAN        | 75.73        | Sultana Frizell             | Tucson               | 22 May 14        | LUX        | 49.44        | Géraldine Davin                 | Dillingen                 | 6 May 16         |
| CAY        | 39.88        | Kristie Hurlston            | Cullowhee            | 15 Apr 10        | MAD        | 53.18        | Ange-Doris Ratsimbazafy         | Abuja                     | 14 Oct 03        |
| CGO        | 62.13        | Jennifer Batu Bawsitika     | Brazzaville          | 14 Sep 15        | <b>MAR</b> | <b>63.95</b> | <b>Soukaina Zakkour</b>         | <b>Rabat</b>              | <b>19 Mar 17</b> |
| CHA        | 23.22        | Amina Mahamat               | Mont-de-Marsan       | 16 May 04        | <b>MAS</b> | <b>60.99</b> | <b>Grace Wong Xiu Mei</b>       | <b>Mokpo</b>              | <b>7 Apr 17</b>  |
| CHI        | 66.63        | Odetta Palma                | Santiago/CHI         | 24 Sep 11        | MAW        | 13.21        | Ambwene Simukonda               | Tonbridge                 | 15 Aug 15        |
| CHN        | 77.68        | Wang Zheng                  | Chengdu              | 29 Mar 14        | MDA        | 74.21        | Zalina Marghieva                | Chişinău                  | 6 Feb 16         |
| CIV        | 52.85        | Andrea Vahoua               | Winston-Salem        | 18 Mar 16        | MEX        | 66.52        | Sharon Ayala                    | Cogin                     | 16 May 09        |
| CMR*       | 67.42        | Georgina Toth               | Flagstaff            | 18 Jul 08        | MGL        | 45.90        | Purev Maamuu                    | Ulaanbaatar               | 21 Jul 06        |
| COD        | 31.62        | Bintou Kitoko               | Montreuil-sous-Bois  | 21 Jun 94        | MKD        | 45.91        | Vesna Cadikovska                | Columbus                  | 6 May 01         |
| COK        | 48.47        | Siniva Marsters             | Nikao                | 2 Jun 03         | MLI        | 35.40        | Kadiatou Sacko                  | Bamako                    | 9 Jun 01         |
| COL        | 69.80        | Johana Moreno               | Santa Fe             | 29 Mar 09        | <b>MLT</b> | <b>44.75</b> | <b>Antonella Chouhal</b>        | <b>Marsa</b>              | <b>8 Apr 17</b>  |
| COM        | 48.82        | Farrah Boinali              | Bondy                | 1 Jun 06         | MNE*       | 42.63        | Sandra Bogavac                  | Bar                       | 26 May 12        |
| CPV        | 41.48        | Antónia Borges              | Beja                 | 10 Jun 04        | MON        | 13.73        | Vanessa Gaziello                | Nice                      | 8 May 05         |
| CRC        | 46.89        | Viviana Abarca              | Mayagüez             | 24 Jul 10        | MOZ        | 35.77        | Joana Vasco                     | Maputo                    | 4 Jul 01         |
| CRO        | 75.08        | Ivana Brkljačić             | Warszawa             | 17 Jun 07        | MRI        | 62.06        | Caroline Fournier               | Montgeron                 | 29 Jun 96        |
| CUB        | 76.62        | Yipsi Moreno                | Zagreb               | 9 Sep 08         | MTN        | 38.18        | Binta Diagana                   | Nice                      | 30 Jun 10        |
| CYP        | 69.29        | Paraskevi Theodorou         | Tripoli              | 17 May 09        | <b>MYA</b> | <b>46.85</b> | <b>M Soe Zar</b>                | <b>Bangkok</b>            | <b>14 Jun 17</b> |
| CZE        | 72.47        | Katerina Šafránková         | Kolín                | 12 Jun 16        | NAM        | 33.24        | Nadine van der Merwe            | Windhoek                  | 15 Jul 95        |
| DEN        | 62.52        | Celina Julin                | Tårnby               | 8 May 16         | NCA        | 41.00        | Marisol Zeledón                 | Managua                   | 15 Jun 12        |
| DOM        | 61.77        | María García                | West Point           | 30 Apr 04        | NED        | 65.79        | Debby v. d. Schilt              | Halle                     | 22 May 04        |
| ECU        | 63.15        | Zuleima Mina                | Quito                | 15 Jun 13        | NFI        | 44.20        | Brianna Stephens                | Middlegate                | 8 Dec 13         |
| EGY        | 68.48        | Marwa Ahmed Hussein         | Al-Qâhira            | 18 Feb 05        | NGR        | 63.65        | Rebecca Famurewa                | La Jolla                  | 24 Apr 15        |
| ESA        | 62.43        | Nancy M. Guillén            | San Salvador         | 9 Jun 01         | NMI        | 27.57        | Jenequa Benavente               | Susupe                    | 27 Jun 08        |
| ESP        | 70.52        | Berta Castells              | Manresa              | 16 Jun 16        | NOR        | 70.43        | Mona Holm                       | Byrkjelo                  | 13 Aug 11        |
| EST        | 68.71        | Anna Maria Orel             | Tallinn              | 10 Dec 16        | NRU        | 19.56        | Jerusha Mau                     | Gold Coast                | 6 Aug 09         |
| FIJ        | 41.36        | Tavaita Ruth Bulai          | Houston              | 28 Mar 14        | NZL        | 70.75        | Julia Ratcliffe                 | London (HF)               | 9 Jul 16         |
| FIN        | 69.63        | Mia Strömmer                | Potchefstroom        | 24 Mar 01        | OMA        | 37.26        | Salma Al-Battashi               | Muscat                    | 15 Mar 15        |
| FRA        | 74.66        | Manuela Montebrun           | Zagreb               | 11 Jul 05        | PAK        | 45.03        | Razia Sultana                   | Islamabad                 | 11 Aug 05        |
| GAB        | 34.45        | Armelle Otolá               | Allonnes             | 20 Jun 09        | PAN        | 60.04        | Theresa Findlay                 | Eugene                    | 1 Jun 96         |
| GBR        | 74.54        | Sophie Hitchon              | Río de Janeiro       | 15 Aug 16        | PAR        | 60.81        | Paola Miranda                   | Lawrence                  | 27 May 16        |
| GBS        | 27.32        | Claúdia Pereira             | Lisboa               | 17 May 14        | PER        | 59.41        | Fátima Ramos                    | Lima                      | 9 Jun 12         |
| <b>GEO</b> | <b>57.62</b> | <b>Nino Tsikvadze</b>       | <b>Tbilisi</b>       | <b>29 Apr 17</b> | PHI        | 50.55        | Loralie Sermona                 | Pune                      | 5 Jul 13         |
| GEQ        | 40.14        | Crescencia Nnang Mba        | Genova               | 9 May 15         | PLW        | 28.92        | Corrine Hideos                  | Koror                     | 21 Jun 07        |
| GER        | 79.42        | Betty Heidler               | Halle                | 21 May 11        | PNG        | 38.27        | Jacklyn Travertz                | Lae                       | 12 Jun 16        |
| <b>GHA</b> | <b>60.09</b> | <b>Emelda Malm-Annan</b>    | <b>Logan</b>         | <b>12 May 17</b> | POL        | 82.98        | Anita Włodarczyk                | Warszawa                  | 28 Aug 16        |
| GRE        | 72.10        | Stilianí Papadopoulou       | Nikíti               | 20 Jul 08        | POR        | 69.55        | Vânia Silva                     | VR de Santo António       | 29 May 11        |
| GRN        | 58.85        | Sheba George                | Storrs               | 5 May 02         | PRK        | 52.68        | Choe Kum Ju                     | Pyongyang                 | 24-29 Apr 15     |
| GUA        | 58.65        | Sabrina Gaitán              | Marietta             | 2 Jun 13         | PUR        | 66.57        | Amarily Alméstica               | Ottawa                    | 1 Jul 06         |
| <b>GUI</b> | <b>25.92</b> | <b>Fatoumata Keita</b>      | <b>Chateauroux</b>   | <b>21 May 17</b> | PYF        | 36.42        | Manuela Heitz                   | Pirae                     | 9 Jun 04         |
| GUM        | 36.25        | Genie Gerardo               | Susupe               | 27 May 11        | QAT        | 39.79        | Bashair Mussellem Al-Quraishi   | Muscat                    | 15 Mar 15        |
| HAI        | 52.77        | Ann Dagrín                  | Philadelphia         | 28 Apr 16        | ROU        | 76.07        | Mihaela Melinte                 | Rüdlingen                 | 29 Aug 99        |
| HKG        | 52.59        | Lam Sau Kwan                | Taoyuan              | 19 May 16        | <b>RSA</b> | <b>63.82</b> | <b>Letitia Janse Van Vuuren</b> | <b>Sasolburg</b>          | <b>28 Mar 17</b> |
| HON        | 45.40        | Ana Harry                   | Cd. de Guatemala     | 3 Nov 12         | RUS        | 78.80        | Tatyana Lysenko                 | Moskva                    | 16 Aug 13        |
| HUN        | 73.44        | Éva Orbán                   | Halle                | 25 May 13        | RWA        | 39.58        | Félicité Uwilingiyimana         | Nivelles                  | 26 Apr 06        |
| INA        | 54.12        | Rosa Herlinda Inggriana     | Vientiane            | 15 Dec 09        | SAM        | 53.69        | Kasandra Vegas                  | Portland                  | 12 Jul 16        |
| <b>IND</b> | <b>65.25</b> | <b>Sarita Prakash Singh</b> | <b>Patiala</b>       | <b>1 Jun 17</b>  | SEN        | 69.70        | Amy Sène                        | Forbach                   | 25 May 14        |
| <b>IRI</b> | <b>52.45</b> | <b>Amineh Kashiri</b>       | <b>Tehran</b>        | <b>30 Apr 17</b> | SEY        | 44.55        | Helda Marie                     | Victoria/SEY              | 3 Mar 07         |
| IRL        | 73.21        | Eileen O'Keeffe             | Dublin               | 21 Jul 07        | SGP        | 29.62        | Yang Yi Fan                     | Jakarta                   | 22 May 01        |
| IRQ        | 45.79        | Fatima Rahim Taher          | Baghdad              | 12-14 Mar 15     | SLO        | 71.25        | Barbara Špiler                  | Cakovec                   | 5 May 12         |
| <b>ISL</b> | <b>61.77</b> | <b>Vigdís Jónsdóttir</b>    | <b>Hafnarfjörður</b> | <b>18 Mar 17</b> | SMR        | 36.72        | Cristina Zafferani              | Comacchio                 | 29 May 04        |
| <b>ISR</b> | <b>61.78</b> | <b>Margarita Belov</b>      | <b>Tel Aviv</b>      | <b>15 Apr 17</b> | SRB        | 66.41        | Sara Savatovic                  | Ames                      | 15 May 15        |
| ITA        | 73.59        | Ester Balassini             | Bressanone           | 25 Jun 05        | <b>SRI</b> | <b>48.08</b> | <b>Ayesha Madhwanthi</b>        | <b>Bangkok</b>            | <b>14 Jun 17</b> |
| <b>IVB</b> | <b>59.30</b> | <b>Tynelle Gumbs</b>        | <b>Allendale</b>     | <b>4 May 17</b>  | STP        | 33.40        | Souskay Varela                  | Lisboa                    | 11 Jun 03        |
| JAM        | 71.48        | Daina Levy                  | Lawrence             | 25 Jun 16        | SUI        | 64.83        | Nicole Zihlmann                 | Dischingen                | 28 Aug 16        |
| JOR        | 44.66        | Nada Mufid Kawar            | Los Angeles (W)      | 16 Mar 96        | SVK        | 76.90        | Martina Hrašnová                | Trnava                    | 16 May 09        |
| JPN        | 67.77        | Yuko Murofushi              | Fujiyoshida          | 1 Aug 04         | <b>SWE</b> | <b>71.52</b> | <b>Ida Storm</b>                | <b>Fränkisch-Crumbach</b> | <b>4 Jun 17</b>  |
| KAZ        | 62.50        | Diana Nusupbekova           | Almaty               | 25 May 16        | SYR        | 46.10        | Lisa Al-Saleh                   | Damascus                  | 15/16 Apr 13     |
| KEN        | 60.80        | Linda Oseso                 | Austin               | 26 May 12        | TGA        | 53.53        | Ana Po'uhila                    | Aix-les-Bains             | 2 Jul 09         |
| KGZ        | 64.44        | Alla Fyodorova              | Adler                | 24 Feb 91        | THA        | 56.57        | Mingamon Koomphon               | Singapore                 | 9 Jun 15         |

| COUNTRY    | MARK         | NAME                        | VENUE             | DATE             | COUNTRY    | MARK         | NAME                        | VENUE                   | DATE             |
|------------|--------------|-----------------------------|-------------------|------------------|------------|--------------|-----------------------------|-------------------------|------------------|
| TJK        | 63.43        | Galina Mityayeva            | Dushanbe          | 20 Jun 09        | CPV        | 39.90        | Ionilde Mendes              | Seixal                  | 27 May 07        |
| TKM        | 56.70        | Ayna Mamedova               | Ashkhabad         | 21 May 11        | CRC        | 45.89        | Génova Arias                | San José/CRC            | 12 Mar 13        |
| TOG*       | 62.75        | Florence Ezech              | Reims             | 8 Jul 08         | CRO        | 66.18        | Sara Kolak                  | Río de Janeiro          | 18 Aug 16        |
| TPE        | 61.54        | Huang Chih-Feng             | Yunlin            | 16 Oct 05        | CUB        | 71.70        | Osleidis Menéndez           | Helsinki                | 14 Aug 05        |
| TTO        | 71.45        | Candice Scott               | Marietta          | 15 May 05        | CYP        | 57.20        | Alexandra Tsiou             | Pátra                   | 17 May 06        |
| TUN        | 65.93        | Sarah Bensaád               | Bobigny           | 27 Apr 14        | CZE        | 72.28        | Barbora Špotáková           | Stuttgart               | 13 Sep 08        |
| TUR        | 74.17        | Tuğçe Şahutoğlu             | Izmir             | 19 May 12        | DEN        | 64.83        | Christina Scherwin          | Stuttgart               | 9 Sep 06         |
| <b>UAE</b> | <b>43.70</b> | <b>Widad Ibrahim Rubare</b> | <b>Doha</b>       | <b>11 Mar 17</b> | DJI        | 31.86        | Ikram Ali Ahmed             | Djibouti                | 18 Apr 08        |
| UKR        | 74.52        | Irina Syekachova            | Kyiv              | 2 Jul 08         | DMA        | 45.30        | Catherine Stoute            | Baltimore               | 4 May 07         |
| URU        | 61.52        | Stefanía Zoryez             | Montevideo        | 2 Apr 06         | DOM        | 54.29        | Freisa Iris Núñez           | Mayagüez                | 17 Jul 11        |
| <b>USA</b> | <b>76.77</b> | <b>Gwendolyn Berry</b>      | <b>Oxford, MS</b> | <b>6 May 17</b>  | <b>ECU</b> | <b>54.00</b> | <b>Yuleisy Ángulo</b>       | <b>Leonora</b>          | <b>4 Jun 17</b>  |
| UZB        | 57.02        | Olga Shogoleva              | Almaty            | 4 Jun 05         | EGY        | 58.60        | Hana'a Ramadhan Omar        | Al-Qâhira               | 25 Jun 10        |
| VAN        | 17.87        | Rolline Lesines             | Port Vila         | 24 May 98        | ERI        | 26.00        | Azmera Kahsay               | Asmara                  | 28 Apr 11        |
| VEN        | 73.64        | Rosa Rodríguez              | Barquisimeto      | 16 May 13        | ESA        | 44.05        | Karen Villafuerte           | Cd. de Guatemala        | 1 Dec 01         |
| VIE        | 49.79        | Pham Thi Thanh Truc         | Nam Dinh          | 11 Dec 14        | ESP        | 64.07        | Mercedes Chilla             | Valencia                | 12 Jun 10        |
| VIN        | 43.14        | Nikelene McLean             | Baltimore         | 22 Apr 16        | EST        | 63.65        | Liina Laasma                | Rabat                   | 22 May 16        |
| ZIM        | 25.02        | Chetsanga Tapiwa            | Potchefstroom     | 9 May 14         | <b>ETH</b> | <b>45.76</b> | <b>Shura Utura</b>          | <b>Addis Ababa</b>      | <b>21 May 17</b> |
|            |              |                             |                   |                  | FIJ        | 49.28        | Sisilia Lau                 | Suva                    | 10 Jul 03        |
|            |              |                             |                   |                  | FIN        | 64.90        | Paula Huhtaniemi            | Helsinki                | 10 Aug 03        |
|            |              |                             |                   |                  | FRA        | 63.54        | Mathilde Andraud            | Halle                   | 21 May 16        |
|            |              |                             |                   |                  | FSM        | 37.46        | Scalasmara Fathaangin       | Abay                    | 26 Jul 01        |
|            |              |                             |                   |                  | GAB        | 39.39        | Rose de Mars Mboulet        | Aix-les-Bains           | 3 Oct 10         |
|            |              |                             |                   |                  | GAM        | 25.52        | Jankey Sowe Dem             | Barcelona               | 5 May 13         |
|            |              |                             |                   |                  | GBR        | 66.17        | Goldie Sayers               | London                  | 14 Jul 12        |
|            |              |                             |                   |                  | <b>GBS</b> | <b>40.10</b> | <b>Josefina Da Silva</b>    | <b>Ciudad Real</b>      | <b>17 Jun 17</b> |
|            |              |                             |                   |                  | GEO        | 51.91        | Maka Obolashvili            | Banská Bystrica         | 8 Jul 00         |
|            |              |                             |                   |                  | GEQ        | 33.04        | Bibiana-Martina Olaman      | Beyrouth                | 4 Oct 09         |
|            |              |                             |                   |                  | GER        | 70.20        | Christina Obergföll         | München                 | 23 Jun 07        |
|            |              |                             |                   |                  | GHA        | 56.36        | Margaret Simpson            | Helsinki                | 7 Aug 05         |
|            |              |                             |                   |                  | GRE        | 67.51        | Miréla Tzelili              | Sydney                  | 30 Sep 00        |
|            |              |                             |                   |                  | GRN        | 51.13        | Candesha Scott              | St George's             | 28 Mar 16        |
|            |              |                             |                   |                  | <b>GUA</b> | <b>42.69</b> | <b>Sofía Alonso</b>         | <b>Cd. de Guatemala</b> | <b>4 Jun 17</b>  |
|            |              |                             |                   |                  | GUI        | 28.44        | Mahawa Camara               | Bondy                   | 17 Jun 07        |
|            |              |                             |                   |                  | GUM        | 30.74        | Lianna Urbina               | Yona                    | 24 May 13        |
|            |              |                             |                   |                  | GUY        | 42.72        | Natasha Alder               | Barquisimeto            | 29 Jul 11        |
|            |              |                             |                   |                  | HAI        | 37.14        | Vanessa Jules               | Clarksville             | 18 Apr 15        |
|            |              |                             |                   |                  | HKG        | 49.37        | Ng Ki Sum                   | Hongkong                | 26 Jun 16        |
|            |              |                             |                   |                  | <b>HON</b> | <b>36.35</b> | <b>Esther Padilla</b>       | <b>Tegucigalpa</b>      | <b>13 May 17</b> |
|            |              |                             |                   |                  | HUN        | 64.62        | Nikolett Szabó              | Pátra                   | 22 Jul 01        |
|            |              |                             |                   |                  | INA        | 49.87        | Ni Ketut Mudiani            | Jakarta                 | 30 Aug 00        |
|            |              |                             |                   |                  | <b>IND</b> | <b>61.86</b> | <b>Annu Rani</b>            | <b>Patiala</b>          | <b>4 Jun 17</b>  |
|            |              |                             |                   |                  | <b>IRI</b> | <b>49.15</b> | <b>Sahar Ziaei</b>          | <b>Baku</b>             | <b>18 May 17</b> |
|            |              |                             |                   |                  | IRL        | 54.92        | Anita Fitzgibbon            | Dublin                  | 27 Jul 13        |
|            |              |                             |                   |                  | IRQ        | 39.50        | Intisar Noree               |                         | 13               |
|            |              |                             |                   |                  | ISL        | 62.77        | Ásdís Hjálmsdóttir          | London                  | 7 Aug 12         |
|            |              |                             |                   |                  | ISR        | 64.56        | Maragryta Dorozhon          | Oslo                    | 11 Jun 15        |
|            |              |                             |                   |                  | ISV        | 29.00        | Shanice Cazaubon            | St Croix                | 22 May 15        |
|            |              |                             |                   |                  | ITA        | 65.30        | Claudia Coslovich           | Ljubljana               | 10 Jun 00        |
|            |              |                             |                   |                  | <b>IVB</b> | <b>44.64</b> | <b>Britney Peters</b>       | <b>St George's</b>      | <b>3 Jun 17</b>  |
|            |              |                             |                   |                  | JAM        | 61.10        | Olivia McKoy                | Nassau                  | 10 Jul 05        |
|            |              |                             |                   |                  | JOR        | 38.28        | Fatin Bakhit                | Baghdad                 | 23 Nov 00        |
|            |              |                             |                   |                  | JPN        | 63.80        | Yuki Ebihara                | Kawasaki                | 10 May 15        |
|            |              |                             |                   |                  | KAZ        | 52.76        | Varvara Nazarova            | Ho Chi Minh             | 4 Jun 16         |
|            |              |                             |                   |                  | KEN        | 53.58        | Cecilia Kiplangat           | Kisumu                  | 3 Mar 07         |
|            |              |                             |                   |                  | KGZ        | 57.28        | Tatyana Sudarikova          | Bishkek                 | 1 Jul 00         |
|            |              |                             |                   |                  | KIR        | 31.75        | Kaitinano Mvemweata         | Apia                    | 6 Sep 07         |
|            |              |                             |                   |                  | KOR        | 60.92        | Chang Jung-Yeon             | Jecheon                 | 22 Apr 04        |
|            |              |                             |                   |                  | KOS        | 38.30        | Ardita Uka                  | Mitrovicë               | 03               |
|            |              |                             |                   |                  | KUW        | 32.86        | Tahrir Saad Saoud Al-Jawher | Manama                  | 9 Mar 13         |
|            |              |                             |                   |                  | LAO        | 45.35        | Math Thinmanao              | Bangkok                 | 8 Sep 15         |
|            |              |                             |                   |                  | LAT        | 66.18        | Madara Palameika            | Bruxelles               | 9 Sep 16         |
|            |              |                             |                   |                  | LBA        | 37.21        | Ebtehal Fethi Khalifa Aboud | Niamey                  | 9 Feb 09         |
|            |              |                             |                   |                  | LBN        | 39.31        | Jeanette Said               | Dubai                   | 12 Dec 12        |
|            |              |                             |                   |                  | LBR        | 42.27        | Lelica Zazaboi              | Québec                  | 2 Jul 05         |
|            |              |                             |                   |                  | LCA        | 57.22        | Erma-Gene Evans             | El Paso                 | 29 Mar 08        |
|            |              |                             |                   |                  | LES        | 38.97        | Selloane Ts'oaeli           | Bambous                 | 17 Apr 11        |
|            |              |                             |                   |                  | LIE        | 48.10        | Johanna Heeb                | Halle                   | 25 May 03        |
|            |              |                             |                   |                  | LTU*       | 62.69        | Rita Ramanauskaitė          | Paryžius                | 23 Jun 00        |
|            |              |                             |                   |                  | <b>LUX</b> | <b>49.82</b> | <b>Noémie Pleimling</b>     | <b>Dudelange</b>        | <b>14 May 17</b> |

**Notes (\*)**

CMR Georgina Toth switched from Hungary to Cameroon in 2008

MNE 44.49 Sandra Bogavac Bar 10 Mar 13 – An error

TOG Ezech transferred to Togo from 13 Dec 05

**Javelin Throw**

|            |              |                            |                      |                  |
|------------|--------------|----------------------------|----------------------|------------------|
| AIA        | 28.10        | Melissa Mussington         | The Valley           | 21 Feb 09        |
| ALB        | 48.85        | Gerta Batusha              | Bar                  | 1 May 08         |
| ALG        | 47.92        | Faïza Kadri                | Alger                | 20 Jul 05        |
| AND        | 25.80        | Montserrat Pujol           | Andorra              | 21 May 06        |
| ANG        | 43.77        | Indira Manuel              | Elvas                | 14 Jun 03        |
| ANT        | 41.11        | Amanda Edwards             | Providenciales       | 9 Apr 07         |
| ARG        | 56.18        | Romina Maggi               | Rosário              | 14 Apr 04        |
| ARM        | 49.12        | Kristine Harutyunyan       | Adler                | 21 Apr 12        |
| ARU        | 34.87        | Julianne Dorothal          | Basseterre           | 5 Apr 15         |
| ASA        | 36.87        | Claire Morgan              | Azusa                | 16 Apr 10        |
| AUS        | 66.83        | Kim Mickle                 | Melbourne            | 22 Mar 14        |
| AUT        | 61.43        | Elisabeth Pauer            | Villach              | 10 Jul 10        |
| <b>AZE</b> | <b>46.20</b> | <b>Ragneta Zulfugarova</b> | <b>Baku</b>          | <b>4 May 17</b>  |
| BAH        | 63.73        | Laverne Eve                | Nashville            | 22 Apr 00        |
| BAN        | 42.60        | Hajera Akhtar              | Mirpur               | 16/17 Apr 04     |
| BAR        | 47.00        | Deandra Dottin             | Basseterre           | 24 Mar 08        |
| BDI        | 29.80        | Goreth Barampama           | Ngozi                | 5-7 Sep 14       |
| <b>BEL</b> | <b>59.32</b> | <b>Nafissatou Thiam</b>    | <b>Götzis</b>        | <b>28 May 17</b> |
| BEN        | 54.88        | Pascaline Adanhouegbé      | Durban               | 25 Jun 16        |
| BER        | 40.39        | Shianne Smith              | Colomiers            | 18 Oct 14        |
| BHU        | 38.92        | Chechay                    | Phuntsholing         | 13 Dec 01        |
| <b>BIH</b> | <b>52.86</b> | <b>Vanja Spajić</b>        | <b>Marsa</b>         | <b>24 Jun 17</b> |
| BIZ*       | 37.68        | Katy Sealy                 | Managua              | 28 Jun 15        |
| BLR        | 66.34        | Tatsiana Khaladovich       | Amsterdam            | 9 Jul 16         |
| BOL        | 42.13        | Natália Chávez             | Cochabamba           | 4 May 13         |
| BOT        | 44.61        | Kenaope Lefitile           | Gaborone             | 2 Jun 13         |
| BRA        | 62.89        | Jucilene Sales de Lima     | São Paulo            | 11 Oct 14        |
| BRN        | 36.72        | Kemi Francis               | Doha                 | 22 May 13        |
| <b>BRU</b> | <b>30.18</b> | <b>Alinawati Ali Akbar</b> | <b>B. S. Begawan</b> | <b>27 Mar 17</b> |
| BUL        | 63.32        | Khristina Georgieva        | Athína               | 28 Jun 00        |
| BUR        | 46.79        | Estelle Kagambéga          | Ouagadougou          | 20 May 01        |
| CAF        | 36.96        | Nadège Nakombo             | Montbéliard          | 14 May 00        |
| CAN        | 64.83        | Liz Gleadle                | Kawasaki             | 10 May 15        |
| CAY        | 43.00        | Daneliz Thomas             | George Town          | 9 Jan 16         |
| CGO        | 46.95        | Stella Vieira              | Brazzaville          | 15 Sep 15        |
| CHA        | 22.10        | Fatimé Djimtoloum          | N'Djamena            | 9-15 Apr 07      |
| CHI        | 54.62        | Maria Paz Ríos             | La Habana            | 19 Feb 16        |
| <b>CHN</b> | <b>66.47</b> | <b>Liu Shiyang</b>         | <b>Kawasaki</b>      | <b>21 May 17</b> |
| CIV        | 49.83        | Gabriella Kouassi          | Albi                 | 29 Jul 11        |
| CMR        | 49.10        | Monique Dijkada            | Yaoundé              | 1 Jul 00         |
| COD        | 39.44        | Céline Tshinkuku Kapanda   | Kinshasa             | 4-6 Aug 15       |
| COK        | 45.85        | Tereapii Tapoki            | Apia                 | 14 Dec 06        |
| COL        | 63.84        | Flor Ruiz                  | Cali                 | 25 Jun 16        |
| COM        | 30.12        | "NN"                       | Mutsamudu            | 17 Apr 16        |

| COUNTRY    | MARK         | NAME                       | VENUE           | DATE             | COUNTRY                         | MARK   | NAME                     | VENUE               | DATE             |
|------------|--------------|----------------------------|-----------------|------------------|---------------------------------|--|--------------------------|---------------------|------------------|
| MAC        | 40.70        | Wong Kit Man               | Hongkong        | 19 Sep 15        | TJK                             | 37.25  | Mavlyuda Aslamova        | Dushanbe            | 19/20 May 15     |
| MAD        | 47.40        | Marie Anita Tidahy         | Antananarivo    | 31 Jul 99        | TKM                             | 44.80  | Irina Velikhanova        | Ashkhabat           | 28 Apr 15        |
| MAR        | 46.06        | Rizlaine Amdaâ             | Maisons-Lafitte | 16 Feb 13        | TKS                             | 24.77  | Varlene Francis          | Nassau              | 1 Apr 02         |
| MAS        | 49.34        | Siti Nur Nadiyah Osman     | Bangkok         | 8 May 14         | TLS                             | 19.10  | Delfina Soares           | Dili                | 30 Nov 14        |
| MAW        | 29.79        | Kettie Mkandawire          | Gaborone        | 30 May 09        | TOG                             | 43.68  | Princesse Tchangai       | Ouagadougou         | 20 May 01        |
| MDA        | 54.37        | Mihaela Tacu               | Tbilisi         | 21 Jun 14        | TPE                             | 55.35  | Chang Chu                | Bydgoszcz           | 20 Jul 16        |
| MDV        | 34.56        | Aminath Shiura             | Malé            | 18-20 Dec 08     | TTO                             | 54.10  | Geraldine George         | Austin              | 8 Apr 00         |
| MEX        | 59.26        | Abigail Gómez              | Morelia         | 14 Jun 15        | TUN                             | 60.87  | Aïda Sellam              | Tunis               | 23 Jun 04        |
| MKD        | 45.04        | Vesna Cadikovska           | Mount Pleasant  | 21 May 99        | <b>TUR</b>                      | <b>67.21</b>   | <b>Eda Tugsuz</b>        | <b>Baku</b>         | <b>18 May 17</b> |
| <b>MLI</b> | <b>48.80</b> | <b>Kénifing Traoré</b>     | <b>Sikasso</b>  | <b>6 Apr 17</b>  | TUV                             | 31.66  | Inara Sioni              | Funafuti            | 23 Jun 12        |
| <b>MLT</b> | <b>45.16</b> | <b>Joanne Vella</b>        | <b>Marsa</b>    | <b>18 Mar 17</b> | UAE                             | 31.67  | Saeeda Khamis Al-Nasawi  | Manama              | 9 Mar 13         |
| MNE        | 54.77        | Marija Bogavac             | Atlanta         | 18 Mar 16        | UGA                             | 52.88  | Lucy Okumu Aber          | Moyo                | 27 Jun 10        |
| MON        | 28.84        | Carine Cresto              | Nice            | 7 May 00         | UKR                             | 67.29  | Hanna Hatsko-Fedusova    | Kirovohrad          | 26 Jul 14        |
| MOZ        | 46.54        | Salomé Mugabe              | Maputo          | 16 Jun 12        | URU                             | 51.68  | María Mello              | Santa Fe            | 27 Feb 14        |
| MRI        | 54.57        | Bernadette Ravina          | Rédut           | 30 Jun 02        | USA                             | 66.67  | Kara Patterson           | Des Moines          | 25 Jun 10        |
| MTN        | 27.01        | Binta Diagana              | Nice            | 2 Jun 10         | UZB                             | 61.17  | Anastasiya Svechnikova   | Tashkent            | 24 Apr 12        |
| MYA        | 44.89        | Soe Soe Htwe               | Nay Pyi Taw     | 21 Jun 15        | VAN                             | 36.36  | Rachelle Revevouro       | Port Vila           | 7 Sep 01         |
| NAM        | 49.41        | Daria Smith                | Windhoek        | 1 Jun 02         | VEN                             | 59.33  | Yusbelis Parra           | La Habana           | 22 Jun 12        |
| NCA        | 55.28        | Dalila Rugama              | Caracas         | 10 May 07        | VIE                             | 51.60  | Bui Thi Xuan             | Ho Chi Minh         | 29 Jul 16        |
| NED        | 59.27        | Bregje Crolla              | Sittard         | 6 Jun 10         | VIN                             | 32.72  | Shaquille Branker        | Douglas             | 9 Sep 11         |
| NEP        | 43.94        | Chandra Kala Lamgade       | Itahari         | 25 Dec 16        | YEM                             | 25.39  | Hana Srouri              | Amman               | 27 Oct 07        |
| NFI        | 35.92        | Zinta Flitten              | Middlegate      | 9 Dec 00         | ZAM                             | 50.55  | Miriam Mukulama          | Alger               | 20 Jul 07        |
| NGR        | 55.30        | Ihuefo Sorochukwu          | Radès           | 8 Aug 02         | ZIM                             | 42.70  | Wayne Nkomo              | Luanda              | 14 Dec 16        |
| NIG        | 35.07        | Rakia Issaka               | Ouagadougou     | 18 Jun 11        | <b>Notes (*)</b>                |  |                          |                     |                  |
| NMI        | 35.31        | Liamwar Rangamar           | Cairns          | 27 Jun 12        | BIZ                             | <i>Sealy transferred from Great Britain to Belize on 9 Jun 10</i>            |                          |                     |                  |
| NOR        | 69.48        | Trine Solberg-Hattestad    | Oslo            | 28 Jul 00        | LTU                             | <i>63.65 Indre Jakubaitytė Kaunas 14 Sep 07 – not ratified by federation</i> |                          |                     |                  |
| NRU        | 23.96        | Rosa-Mystique Jone         | Bairiki         | 16 Jun 07        | SGP                             | <i>Zhang Guirong transferred to Singapore from 30 Sep 03</i>                 |                          |                     |                  |
| <b>NZL</b> | <b>56.74</b> | <b>Tori Peeters</b>        | <b>Sydney</b>   | <b>1 Apr 17</b>  | <b>Heptathlon</b>               |  |                          |                     |                  |
| OMA        | 37.96        | Ghania Al-Nasser           | Muscat          | 13 Mar 15        | AIA                             | 4464   | Dee-Ann Rogers           | Kazan               | 11 Jul 13        |
| PAK        | 44.78        | Parveen Akhtar             | Karachi         | 6 Jul 10         | (14.97 162 7.83 25.91 / 552     | 21.18 2:33.52)   |                          |                     |                  |
| PAN        | 46.46        | Rocío Navarro              | Cd. de Panamá   | 18 Apr 10        | ALB                             | 5553h  | Alma Qeramixhi           | Tiranë              | 21 Jun 90        |
| PAR        | 57.77        | Leryn Franco               | Barquisimeto    | 8 Jun 12         | (14.3 176 12.83 26.2 / 568      | 41.90 2:22.5)  |                          |                     |                  |
| <b>PER</b> | <b>49.24</b> | <b>Jimena Gómez</b>        | <b>Lima</b>     | <b>28 May 17</b> | ALG                             | 6392   | Yasmina Azzizi           | Tokyo               | 27 Aug 91        |
| PHI        | 53.75        | Geralyn Amandoron          | Manila          | 18 May 01        | (13.34 179 15.40 24.32 / 615    | 44.62 2:17.17)   |                          |                     |                  |
| PLE        | 47.23        | Sofia Sakorafa             | Khaniá          | 28 Jun 04        | AND                             | 4067   | Montserrat Pujol         | Torremolinos        | 11 Jul 99        |
| PLW        | 40.89        | Maleah Umerang Tengedik    | Koror           | 27 Jul 05        | (16.42 156 8.34 28.02 / 540     | 21.82 2:31.82)   |                          |                     |                  |
| PNG        | 48.10        | Iammo Launa                | Port Moresby    | 5 May 01         | ANG                             | 4856   | Witiney Barata           | Rio Maior           | 27 May 12        |
| POL        | 67.11        | Maria Andrejczyk           | Río de Janeiro  | 16 Aug 16        | (13.95w 161 10.24 26.82w / 560w | 30.90 2:35.24)   |                          |                     |                  |
| POR        | 59.76        | Sílvia Cruz                | Leiria          | 21 Jun 08        | ANT*                            | See footnote   |                          |                     |                  |
| PRK        | 49.80        | Kim Un Suk                 | Pyongyang       | 22 Apr 13        | <b>ARG</b>                      | <b>5815</b>  | <b>Fiorella Chiappe</b>  | <b>Buenos Aires</b> | <b>5 Mar 17</b>  |
| PUR        | 60.37        | Coralys Ortíz              | Gurabo          | 27 Feb 16        | (13.72 176 11.33 24.70w / 625   | <b>33.41 2:16.68)</b>  |                          |                     |                  |
| PYF        | 45.95        | Teuruerani Tanepau         | Pirae           | 29 Jun 09        | ARM                             | 4918h  | Djana Zutlevitse         | Yerevan             | 20 Jun 82        |
| QAT        | 38.81        | Sarah Ahmed Al-Mannai      | Manama          | 15 Apr 16        | (16.2 175 9.92 25.7 / 533       | 38.20 2:27.0)  |                          |                     |                  |
| ROU        | 65.08        | Ana Mirela Țermure         | București       | 10 Jun 01        | ARU                             | 4352   | Julianne Dorothal        | St George's         | 27 Mar 16        |
| RSA        | 69.35        | Sunette Viljoen            | New York        | 9 Jun 12         | (16.04 160 10.03 27.99 / 509    | 32.81 2:35.16)   |                          |                     |                  |
| RUS        | 71.99        | Mariya Abakumova           | Daegu           | 2 Sep 11         | AUS                             | 6695   | Jane Flemming            | Auckland            | 28 Jan 90        |
| RWA        | 33.94        | Dativa Mukandinda          | Nogent-sur-Oise | 5 May 02         | (13.21 182 13.76 23.62w / 657   | 49.28 2:12.53)   |                          |                     |                  |
| SAM        | 54.78        | Serafina Akeli             | Wellington      | 14 Mar 04        | AUT                             | 6408   | Ivona Dadic              | Amsterdam           | 9 Jul 16         |
| SEN        | 51.05        | Florence Corréa            | Limburgerhof    | 24 May 10        | (13.83 177 14.10 24.11 / 632    | 47.92 2:12.83)   |                          |                     |                  |
| SEY        | 57.86        | Lindy Leveau-Agricole      | Victoria/SEY    | 25 Jun 05        | AZE                             | 4615   | Sinaida Levshanova       | Moskva              | 19 Jun 83        |
| SGP*       | 51.66        | Zhang Guirong              | Hanoi           | 11 Dec 03        | (15.14 160 11.72 27.83 / 549    | 27.84 2:34.60)   |                          |                     |                  |
| SKN        | 39.40        | Tesril Nisbett             | Basseterre      | 3 Jun 12         | BAH                             | 5368   | Carmel Major             | Baton Rouge         | 6 Jun 87         |
| SLE        | 40.02        | Fatmata Kargbo             | Freetown        | 26 Dec 12        | (14.10w 153 10.94 25.09 / 535   | 45.52 2:18.21)   |                          |                     |                  |
| SLO        | 67.16        | Martina Ratej              | Doha            | 14 May 10        | BAR                             | 6371   | Akela Jones              | Eugene              | 11 Jun 15        |
| SMR        | 34.41        | Eleonora Rossi             | Firenze         | 3 Jun 06         | (13.10 184 14.85 23.45w / 653w  | 38.13 2:29.43)   |                          |                     |                  |
| SOL        | 29.35        | Mitchellian Liliau         | Honiara         | 19-26 Jun 04     | <b>BEL</b>                      | <b>7013</b>  | <b>Nafissatou Thiam</b>  | <b>Götzis</b>       | <b>28 May 17</b> |
| SRB        | 64.21        | Tatjana Jelaca             | Zürich          | 14 Aug 14        | (13.34 198 14.51 24.40 / 656    | <b>59.32 2:15.24)</b>  |                          |                     |                  |
| SRI        | 60.64        | B. L. Nadeeka Lakmali      | Colombo         | 17 Jul 13        | <b>BEN</b>                      | <b>6131</b>  | <b>Odile Ahouanwanou</b> | <b>Kladno</b>       | <b>18 Jun 17</b> |
| STP        | 43.12        | Jucelina Mendes            | Folha Féde      | 3/4 Aug 13       | (13.35 171 14.70 24.13w / 583w  | <b>45.26 2:20.45)</b>  |                          |                     |                  |
| SUD        | 39.02        | Munika Kosia               | Khartoum        | 10 Oct 04        | BER                             | 5400   | Shianne Smith            | Aubagne             | 3 May 15         |
| <b>SUI</b> | <b>58.31</b> | <b>Géraldine Ruckstuhl</b> | <b>Götzis</b>   | <b>28 May 17</b> | (14.42 154 11.12 24.94 / 581    | 37.89 2:14.50)   |                          |                     |                  |
| SUR        | 42.97        | Charissa Doeglas           | Georgetown      | 2 Aug 14         | BIH                             | 5312   | Mirsada Pekmezović       | Sarajevo            | 19 Sep 81        |
| SVK        | 53.07        | Eva Krajevčiechová         | Pula            | 5 Jun 99         | (15.04 163 12.12 26.13 / 576    | 42.20 2:24.52)   |                          |                     |                  |
| SWE        | 61.96        | Sofi Flinck                | Moskva          | 16 Aug 13        | BIZ                             | 4817   | Katy Sealy               | San Salvador        | 19 Jun 16        |
| SWZ        | 35.29        | G. Mbali                   | Bellville       | 5/6 May 00       | (15.46 168 11.10 27.09 / 548    | 35.61 2:35.78)   |                          |                     |                  |
| SYR        | 54.82        | Ghada Shouaa               | Sevilla         | 22 Aug 99        |                                 |  |                          |                     |                  |
| TAN        | 42.20        | Elizabeth Emanuel          | Singida         | 11/12 Jul 08     |                                 |  |                          |                     |                  |
| TGA        | 45.25        | Ana Po'uhila               | Mont-Dore       | 3 May 08         |                                 |  |                          |                     |                  |
| THA        | 61.40        | Buoban Phamang             | Bangkok         | 14 Aug 07        |                                 |  |                          |                     |                  |



| COUNTRY    | MARK        | NAME                     | VENUE          | DATE             | COUNTRY    | MARK        | NAME                     | VENUE             | DATE             |
|------------|-------------|--------------------------|----------------|------------------|------------|-------------|--------------------------|-------------------|------------------|
| BLR        | 6635        | Svetlana Buraga          | Stuttgart      | 17 Aug 93        | ETH        | 3270        | Genet Tebalew            | Nairobi           | 9 Aug 87         |
|            | (12.95 184  | 14.55 23.69 / 658        | 41.04 2:13.65) |                  |            | (17.39 130  | 8.13 29.11 / 412         | 27.18 2:38.11)    |                  |
| BOL        | 4539h       | Daysi Ugarte             | Cali           | 23 Jul 05        | FIJ        | 4822        | Sainiana Tukana          | Nouméa            | 18 Dec 87        |
|            | (15.6 152   | 8.74 25.86 / 545         | 24.62 2:18.47) |                  |            | (15.55 166  | 8.83 26.12 / 556         | 33.98 2:26.54)    |                  |
| BOT        | 4568        | Bonolo Maretele          | Bambous        | 17 Apr 11        | FIN        | 6404        | Satu Ruotsalainen        | Tokyo             | 27 Aug 91        |
|            | (14.88 161  | 9.10 25.73W / 501        | 28.39 2:32.43) |                  |            | (13.54 188  | 12.46 24.20 / 618        | 47.04 2:13.24)    |                  |
| BRA        | 6188        | Vanessa Spínola          | São Bernardo   | 1 Jul 16         | FRA        | 6889        | Eunice Barber            | Arles             | 5 Jun 05         |
|            | (14.23 181  | 13.07 24.16 / 615        | 45.83 2:16.01) |                  |            | (12.62w 191 | 12.61 24.12 / 678w       | 53.07 2:14.66)    |                  |
| BRN        | 4620        | Kemi Francis             | Doha           | 22 May 13        | GAB        | 2665        | Kamella Anguezomo Mintsa | Bourges           | 19 Apr 15        |
|            | (15.99 151  | 9.41 25.73 / 525         | 36.72 2:27.16) |                  |            | (20.29 138  | 7.75 29.16 / 405         | 27.39 3:16.98)    |                  |
| BRU        | 2538h       | Sallyahrinah Hj Yahya    | Manila         | 1 May 99         | GBR        | 6955        | Jessica Ennis            | London            | 4 Aug 12         |
|            | (21.2 130   | 6.78 26.9 / 323          | 12.55 2:36.5)  |                  |            | (12.54 186  | 14.28 22.83 / 648        | 47.49 2:08.65)    |                  |
| BUL        | 6658        | Svetlana Dimitrova       | Göztzis        | 31 May 92        | GBS        | 2943        | Josefina Da Silva        | Los Realejos      | 2 May 09         |
|            | (13.41 175  | 14.72 23.06w / 664       | 43.84 2:09.60) |                  |            | (19.38 125  | 11.06 29.47 / 436w       | 32.10 3:20.23)    |                  |
| <b>BUR</b> | <b>6217</b> | <b>Marthe Koala</b>      | <b>Kladno</b>  | <b>18 Jun 17</b> | GEO        | 5483h       | Olga Vershinina          | Tbilisi           | 16 May 83        |
|            | (13.25 177  | 13.59 24.24w / 622w      | 41.52 2:17.15) |                  |            | (14.5 176   | 12.70 25.7 / 601         | 31.00 2:20.2)     |                  |
| CAF        | 4709h       | Octavie Kongomgbé        | Bangui         | 1 May 00         | GEQ        | 4114        | Bibiana-Martina Olanan   | Nairobi           | 31 Jul 10        |
|            |             |                          |                |                  |            | (15.95 148  | 10.75 27.82 / 454w       | 31.12 2:34.75)    |                  |
| CAN        | 6808        | Brianne Theisen-Eaton    | Göztzis        | 31 May 15        | GER        | 6985        | Sabine Braun             | Göztzis           | 31 May 92        |
|            | (13.05 189  | 13.73 23.34 / 672        | 42.96 2:09.37) |                  |            | (13.11 193  | 14.84 23.65 / 663        | 51.62 2:12.67)    |                  |
| CAY        | 4212        | Ashleigh Nalty           | Marion         | 24 May 13        | GHA        | 6423        | Margaret Simpson         | Göztzis           | 29 May 05        |
|            | (15.49 167  | 8.73 27.24w / 504w       | 27.13 2:48.00) |                  |            | (13.41 185  | 13.01 24.55 / 632        | 52.71 2:21.71)    |                  |
| CGO        | 4851        | Christiane Diabakana     | Rostock        | 20 Jul 03        | GRE        | 6235        | Aryiró Stratáki          | Göztzis           | 28 May 06        |
|            | (14.56 160  | 13.04 26.71 / 587        | 29.66 2:49.62) |                  |            | (13.93 176  | 13.81 24.60 / 634        | 45.16 2:15.09)    |                  |
| CHI        | 5399        | Carolina Castillo        | Santiago/CHI   | 15 Mar 14        | GRN        | 5178        | Colleen Felix            | Hutchinson        | 22 May 09        |
|            | (13.75 169  | 10.71 25.16 / 575        | 32.50 2:22.00) |                  |            | (14.31 161  | 12.82 26.08 / 555        | 45.68 2:46.61)    |                  |
| CHN        | 6750        | Ma Miaolan               | Beijing        | 12 Sep 93        | GUA        | 4590        | Larissa Soto Midená      | Xalapa            | 28 Jul 91        |
|            | (13.28 189  | 14.98 23.86 / 664        | 45.82 2:15.33) |                  |            | (16.10 147  | 10.17 25.96 / 542w       | 28.52 2:19.34)    |                  |
| CIV        | 5766        | Gabriella Kouassi        | Bambous        | 14 Apr 12        | GUI        | 3750        | Mahawa Camara            | Bondy             | 17 Jun 07        |
|            | (13.96 168  | 13.45 25.77 / 583        | 47.57 2:24.25) |                  |            | (17.73 145  | 11.52 27.89 / 457        | 28.44 2:46.13)    |                  |
| CMR*       | 5360        | Antoinette Nana Djimou   | Narbonne       | 26 Jul 03        | GUY        | 5750        | Najuma Fletcher          | Boise             | 2 Jun 94         |
|            | (14.18 163  | 12.01 25.45 / 582        | 40.12 2:32.41) |                  |            | (13.84 179  | 10.91 24.39 / 623        | 32.36 2:21.14)    |                  |
| COD        | 4183h       | Jeanine Mawit            | Orange         | 13 May 90        | HAI        | 5723        | Vanessa Jules            | Chula Vista       | 23 May 15        |
|            | (14.9 139   | 10.30 26.8 / 515         | 29.66 2:43.8)  |                  |            | (13.75 186  | 11.16 24.92 / 597w       | 30.50 2:19.52)    |                  |
| COK        | 3333        | Maki Samantha Lockington | Nikao          | 25 Sep 09        | HKG        | 4968        | Chan Sau Ying            | Redding           | 22 May 93        |
|            | (19.30 135  | 9.92 28.08 / 488         | 32.73 3:06.63) |                  |            | (13.86 157  | 9.70 25.25 / 603         | 28.28 2:38.34)    |                  |
| COL        | 6270        | Evelys Aguilar           | Calí           | 26 Jun 16        | HON        | 3208h       | Olga Piura               | Tegucigalpa       | 1 Jul 95         |
|            | (13.56w 171 | 13.25 23.76 / 606        | 45.98 2:10.05) |                  |            | (18.2 139   | 8.15 28.4 / 453          | 20.30 2:42.7)     |                  |
| CPV        | 3632w       | Ana Correia              | Rio Maior      | 25 Apr 10        | HUN        | 6573        | Rita Ináncsi             | Göztzis           | 29 May 94        |
|            | (17.46w 136 | 9.29 27.82w / 435w       | 26.46 2:30.44) |                  |            | (13.66 184  | 13.94 24.20w / 678       | 46.28 2:16.02)    |                  |
| CRC        | 4838        | Ana María Porras         | La Habana      | 20 Mar 14        | INA        | 5382        | Emilia Nova              | Bogor             | 23 Sep 16        |
|            | (14.80 161  | 11.02 26.92 / 550        | 26.68 2:22.15) |                  |            | (13.52 166  | 10.38 24.63 / 568        | 34.65 2:26.62)    |                  |
| CRO        | 5611        | Lucija Cvitanović        | Orlando        | 13 May 16        | IND        | 6211        | J. J. Shobha             | New Delhi         | 17 Mar 04        |
|            | (14.46 175  | 11.79 26.33 / 547        | 46.18 2:15.37) |                  |            | (13.71 169  | 12.52 23.53 / 650        | 44.16 2:16.40)    |                  |
| CUB        | 6481        | Yorgelis Rodríguez       | Río de Janeiro | 13 Aug 16        | IRI        | 5443        | Sepideh Tavakoli         | Wuhan             | 4 Jun 15         |
|            | (13.61 186  | 13.69 24.26 / 625        | 48.89 2:14.65) |                  |            | (14.92 180  | 13.76 26.47 / 564        | 35.95 2:25.79)    |                  |
| CYP        | 5319h       | Maria Lambrou-Teloni     | Nicosia        | 4 Sep 84         | <b>IRL</b> | <b>5669</b> | <b>Elizabeth Morland</b> | <b>Arona</b>      | <b>4 Jun 17</b>  |
|            | (14.2 163   | 11.33 24.7 / 648         | 33.76 2:40.0)  |                  |            | (14.01 176  | 10.78 25.13 / 587        | 41.98 2:22.30)    |                  |
| CZE        | 6460        | Eliška Klucinová         | Kladno         | 15 Jun 14        | IRQ        | 4026        | Bahar Kisrou Sulaiman    | Damascus          | 7 Oct 09         |
|            | (13.81 190  | 14.10 24.67 / 643        | 45.53 2:16.47) |                  |            | (15.47 143  | 7.76 26.67 / 497         | 20.72 2:27.55)    |                  |
| DEN        | 5722h       | Dorte Klein              | Århus          | 28 Aug 83        | ISL        | 5878        | Helga Thorsteinsdóttir   | Kladno            | 24 Jun 09        |
|            | (14.5w 177  | 11.07 25.5w / 589        | 48.38 2:18.8)  |                  |            | (14.19 173  | 14.09 24.77 / 578        | 40.17 2:16.40)    |                  |
| <b>DMA</b> | <b>4817</b> | <b>Chelsey Linton</b>    | <b>Wichita</b> | <b>13 May 17</b> | ISR        | 6031        | Svetlana Gnezdilov       | Tel Aviv          | 13 Aug 03        |
|            | (14.94w 155 | 12.10 25.71w / 524w      | 32.50 2:33.60) |                  |            | (13.26 168  | 12.38 24.28 / 631        | 34.92 2:10.39)    |                  |
| DOM        | 5860        | Juana Castillo           | Ponce          | 28 May 06        | ISV        | 4950        | Wanetta Kirby            | Mayagüez          | 17 Jul 11        |
|            | (14.10 166  | 13.09 25.07 / 592        | 43.64 2:13.46) |                  |            | (13.76w 171 | 9.49 24.58 / 589         | 21.22 2:44.72)    |                  |
| ECU        | 5925        | Nancy Vallecilla         | Göztzis        | 26 May 85        | ITA        | 6185        | Gertrud Bacher           | Desenzano         | 9 May 99         |
|            | (13.84 178  | 11.32 24.64 / 605        | 37.18 2:10.51) |                  |            | (13.65 173  | 13.43 24.23 / 594        | 43.83 2:09.04)    |                  |
| EGY        | 5555        | Houda Mohamed Atef       | Durban         | 25 Jun 16        | <b>IVB</b> | <b>4197</b> | <b>Arianna Hayde</b>     | <b>Willemstad</b> | <b>16 Apr 17</b> |
|            | (14.01 168  | 11.99 25.40 / 597        | 40.60 2:27.90) |                  |            | (17.11 152  | 9.49 28.10 / 522         | 37.80 2:37.20)    |                  |
| ESA        | 5047        | Laura Valldeperas        | Louisville     | 10 May 02        | JAM        | 6527        | Diane Guthrie-Gresham    | Knoxville         | 3 Jun 95         |
|            | (14.90w 159 | 10.12 25.11w / 564       | 35.28 2:26.57) |                  |            | (13.86w 186 | 13.80 24.91 / 692w       | 49.04 2:20.82)    |                  |
| ESP*       | 5860        | María Peinado            | Castellón      | 14 Jul 02        | JOR        | 4263        | Rania Shoukri Al-Qebali  | Al-Qâhira         | 6 May 10         |
|            | (13.67 169  | 12.41 24.47 / 610        | 38.39 2:17.94) |                  |            | (15.61 155  | 8.35 25.85 / 503         | 20.91 2:28.10)    |                  |
|            | 5860        | Laura Ginés              | Barcelona      | 3 Jul 12         | JPN        | 5962        | Yuki Nakata              | Tottori           | 5 Jun 04         |
|            | (13.97 177  | 13.18 24.54 / 570        | 43.76 2:24.05) |                  |            | (13.97 175  | 11.74 25.02 / 641        | 43.16 2:19.67)    |                  |
| <b>EST</b> | <b>6280</b> | <b>Grit Sadeiko</b>      | <b>Göztzis</b> | <b>28 May 17</b> | KAZ        | 6272        | Yelena Davydova          | Zagreb            | 14 Jul 87        |
|            | (13.31 174  | 13.89 24.69 / 617        | 48.35 2:16.86) |                  |            | (14.33 189  | 12.77 25.07 / 637        | 47.14 2:15.56)    |                  |



| COUNTRY | MARK  | NAME                       | VENUE                 | DATE      | COUNTRY | MARK  | NAME                    | VENUE               | DATE      |
|---------|-------|----------------------------|-----------------------|-----------|---------|-------|-------------------------|---------------------|-----------|
| KEN     | 5407  | Caroline Kola              | Victoria, BC          | 23 Aug 94 | PAK     | 4094h | Shabana Akhtar          | Peshawar            | 25 Apr 98 |
| (14.78  | 153   | 12.84 26.02 / 555          | 41.50 2:10.47)        |           |         |       |                         |                     |           |
| KGZ     | 5809  | Natalya Knyazeva           | Bryansk               | 11 Jun 89 | PAN     | 4998  | Irina Ambulo            | Santiago/DOM        | 1 Jul 86  |
| (14.27  | 180   | 13.48 26.11 / 590          | 43.00 2:21.84)        |           | (15.12  | 161   | 10.14 24.44 / 516       | 30.62 2:17.66)      |           |
| KIR     | 3456  | Kaitinano Mwemweata        | Apia                  | 6 Sep 07  | PAR     | 5886  | Ana Camila Pirelli      | Calí                | 26 Jun 16 |
| (18.14  | 135   | 8.97 27.24 / 442           | 31.75 2:51.30)        |           | (13.38w | 165   | 13.85 24.74 / 557       | 44.54 2:17.85)      |           |
| KOR     | 5475  | Han Sang-Won               | Seoul                 | 19 Sep 92 | PER     | 5020  | Melisa Arana            | Asunción            | 12 Apr 15 |
| (15.00  | 177   | 10.80 26.03 / 594          | 38.76 2:18.76)        |           | (15.30  | 163   | 11.02 26.42 / 538       | 36.44 2:19.85)      |           |
| KUW     | 3563  | Salsabeel Khaled Al-Sayyar | Muscat                | 15 Mar 15 | PHI     | 5346  | Elma Muros-Posadas      | Bangkok             | 14 Dec 98 |
| (16.83  | 144   | 9.38 28.66 / 479           | 28.33 2:58.92)        |           | (14.06w | 153   | 10.87 24.52 / 625       | 32.94 2:26.00)      |           |
| LAO     | 3881  | Manivanh Chanthavong       | Singapore             | 12 Jun 15 | PLE     | 2665h | Nadima Hussein          | Damascus            | 23 Aug 88 |
| (14.51  | 142   | 8.39 26.75 / 540           | - 2:36.72)            |           | (20.3   | 134   | 6.39 29.1 / 461         | 12.44 2:44.2)       |           |
| LAT     | 6815  | Laura Ikuniece-Admida      | Götzis                | 28 May 17 | PLW     | 2906  | Maleah Umerang Tengedik | Koror               | 27 Jul 05 |
| (13.10  | 177   | 13.53 23.49 / 664          | 56.17 2:11.76)        |           | (20.06  | 133   | 9.48 31.39 / 427        | 40.89 3:15.97)      |           |
| LBN     | 4314  | Zeina El Jas Mina          | Amman                 | 20 Aug 83 | PNG     | 5221  | Adrine Monagi           | San Angelo          | 16 Mar 17 |
| (15.52  | 160   | 8.56 27.45 / 496           | 27.18 2:27.73)        |           | (14.31  | 155   | 11.04 25.19 / 565w      | 38.58 2:25.01)      |           |
| LBR     | 5443  | Maya Neal                  | Columbia, SC          | 12 May 17 | POL     | 6616  | Małgorzata Nowak        | Kobe                | 31 Aug 85 |
| (14.19w | 159   | 11.81 24.85 / 587w         | 37.47 2:22.66)        |           | (13.27w | 195   | 15.35 24.20 / 637w      | 43.36 2:20.39)      |           |
| LCA     | 6050  | Makeba Alcide              | Eugene                | 7 Jun 13  | POR     | 6230  | Enezenaide Gomes        | Logroño             | 17 Jul 05 |
| (13.52  | 181   | 12.35 24.18w / 605w        | 34.65 2:12.05)        |           | (13.54  | 179   | 13.87 24.87 / 639       | 41.66 2:17.00)      |           |
| LES     | 5588  | Selloane Ts'oaeli          | Maputo                | 14 Sep 11 | PRK     | 5005  | An Myong Wol            | Beijing             | 3 Oct 90  |
| (14.62  | 177   | 11.99 26.30 / 602          | 36.47 2:16.75)        |           | (14.72  | 167   | 10.52 27.34 / 536       | 38.80 2:25.03)      |           |
| LIE     | 6093  | Manuela Marxer             | Götzis                | 29 May 94 | PUR     | 6124  | Alysbeth Felix          | Calí                | 26 Jun 16 |
| (13.45  | 172   | 13.03 24.14 / 607w         | 40.38 2:13.49)        |           | (13.48w | 183   | 11.62 24.31 / 628       | 38.83 2:14.98)      |           |
| LTU     | 6604  | Remigija Nazarovienė       | Bryansk               | 11 Jun 89 | PYF     | 5456h | Véronique Boyer         | Pirae               | 20 May 01 |
| (13.26  | 186   | 14.27 24.12 / 658          | 40.94 2:09.98)        |           | (14.21  | 181   | 12.19 25.8 / 560        | 37.48 2:29.44)      |           |
| LUX*    | 5036  | Mandy Charlet              | Amiens                | 11 Jun 06 | QAT     | 3770  | Fatima Mazaher Sassani  | Muscat              | 15 Mar 15 |
| (14.77  | 154   | 11.24 26.40 / 544          | 37.28 2:19.82)        |           | (16.02  | 135   | 8.76 27.64 / 496        | 29.01 2:48.10)      |           |
| MAD     | 4831  | Mamy Rarivoarimanana       | Antananarivo          | 5 Sep 97  | ROU     | 6619  | Liliana Năstase         | Barcelona           | 2 Aug 92  |
| (14.61  | 155   | 10.61 25.93 / 540          | 34.23 2:32.76)        |           | (12.86  | 182   | 14.34 23.70 / 649       | 41.30 2:11.22)      |           |
| MAR     | 5305  | Chérifa Meskaoui           | Casablanca            | 8 Aug 85  | RSA     | 6181  | Janice Josephs          | Melbourne           | 22 Mar 06 |
| (14.28  | 155   | 13.71 25.58 / 542          | 39.66 2:26.25)        |           | (13.65  | 170   | 11.79 23.42 / 622       | 43.77 2:10.61)      |           |
| MAS     | 5175  | Zaiton Othman              | Manila                | 11 Dec 81 | RUS     | 7007  | Larisa Nikitina         | Bryansk             | 11 Jun 89 |
| (14.70  | 167   | 9.39 25.98 / 558           | 40.80 2:23.26)        |           | (13.40  | 189   | 16.45 23.97 / 673w      | 53.94 2:15.31)      |           |
| MDA     | 6423h | Lyubov Ratsu               | Kishinyov             | 28 Aug 83 | SAM*    | 4787  | Kristy Tufola Slade     | Azusa               | 17 Apr 03 |
| (13.6   | 180   | 14.75 24.2 / 653           | 41.86 2:11.6)         |           | (15.13  | 165   | 11.18 26.15 / 548       | 28.55 2:34.87)      |           |
| MEX     | 5786  | Jessamyn Saucedo           | Toronto               | 25 Jul 15 | SEN     | 5094  | Paulette Mendy          | Évian-les-Bains     | 22 Jun 03 |
| (14.09  | 174   | 12.16 25.11 / 635          | 38.51 2:23.97)        |           | (14.74  | 160   | 10.17 25.03 / 578       | 33.98 2:27.73)      |           |
| MGL     | 4324h | Davaashav Ganceceg         | Ulan Bator            | 31 Jul 88 | SEY     | 5684  | Céline Laporte          | Saint-Cyr-sur-Loire | 3 Jul 05  |
| (16.0   | 153   | 9.58 26.9 / 490            | 32.08 2:26.8)         |           | (14.07  | 172   | 10.87 25.30 / 628       | 40.34 2:23.26)      |           |
| MKD     | 5676  | Marina Mihajlova           | Latakia               | 24 Sep 87 | SGP     | 5116  | Yu Long Nyu             | Singapore           | 16 Jun 93 |
| (14.49  | 172   | 11.47 25.40 / 603          | 40.62 2:16.42)        |           | (14.88  | 174   | 9.19 25.18 / 588        | 31.42 2:30.18)      |           |
| MLI     | 3507  | Aïssatou Wagué             | Cormeilles-en-Parisis | 15 May 10 | SKN     | 4683  | Kieshonna Brookes       | Columbia, SC        | 12 May 17 |
| (18.85  | 145   | 10.35 28.86 / 481          | 28.04 2:49.18)        |           | (14.15w | 147   | 8.33 25.34 / 5.70       | 32.21 2:39.08)      |           |
| MNE     | 4848h | Milena Milašević           | Bar                   | 1 Oct 06  | SLE*    | 6416  | Eunice Barber           | Talence             | 15 Sep 96 |
| (14.7   | 155   | 12.09 25.9 / 584           | 28.57 2:36.2)         |           | (13.38  | 179   | 12.23 24.75 / 648       | 49.92 2:11.94)      |           |
| MOZ*    | 3789  | Salomé Mugabe              | Maputo                | 14 Sep 11 | SLO     | 5740  | Vladka Lopatić          | Brescia             | 17 May 92 |
| (15.69  | 135   | 13.09 27.33 / 509          | 35.14 -)              |           | (14.02  | 172   | 11.35 24.76 / 612       | 36.64 2:16.74)      |           |
| MRI     | 5241  | Stéphanie Domaingue        | Val-de-Reuil          | 24 Jun 01 | SMR     | 4713  | Barbara Rustignoli      | Modena              | 10 May 09 |
| (14.10  | 163   | 10.28 26.26 / 583          | 37.21 2:23.95)        |           | (15.09  | 160   | 10.37 26.69 / 526       | 30.92 2:27.05)      |           |
| MYA     | 4633h | Khin Ohn                   | Rangoon               | 3 Feb 85  | SRB     | 5618  | Marina Mihajlova        | Ljubljana           | 1 Jul 90  |
| (171)   |       |                            |                       |           | (14.38  | 174   | 11.09 26.10 / 580w      | 42.00 2:14.04)      |           |
| NAM*    | 4844  | Corlia Kruger              | Stellenbosch          | 25 Apr 15 | SRI     | 4615h | W. V. Lakshika Sugandhi | Diyagama            | 15 Aug 16 |
| (14.81  | 167   | 9.94 26.49 / 552           | 31.87 2:32.67)        |           | (14.8   | 142   | 8.86 25.1 / 556         | 31.29 2:28.2)       |           |
| NCA     | 4114  | María Inaly Morazán        | Managua               | 23 Jun 13 | STP     | 5671  | Enezenaide Gomes        | Logroño             | 20 Aug 00 |
| (16.03  | 146   | 8.05 26.39 / 497           | 28.02 2:31.80)        |           | (14.48  | 180   | 13.12 25.87 / 607       | 42.64 2:33.66)      |           |
| NED     | 6626  | Anouk Vetter               | Amsterdam             | 9 Jul 16  | SUD     | 4977  | Muna Jabir Ahmed Adam   | Radès               | 16 Sep 05 |
| (13.29  | 174   | 15.69 23.89 / 638w         | 55.76 2:21.50)        |           | (15.26  | 154   | 9.49 25.06w / 523       | 32.63 2:09.22)      |           |
| NEP*    | 2596h | Padma Chaudhari            | Birgunj               | 2 Feb 90  | SUI     | 6291  | Géraldine Ruckstuhl     | Götzis              | 28 May 17 |
|         |       |                            |                       |           | (13.96  | 177   | 13.89 24.80 / 578       | 58.31 2:16.68)      |           |
| NGR     | 6153  | Uhunoma Osazuwa            | Durban                | 25 Jun 16 | SUR     | 3144  | Helen Weidum            | Dilbeek             | 16 Jul 89 |
| (13.32  | 183   | 12.87 24.19 / 624          | 36.30 2:17.50)        |           |         |       |                         |                     |           |
| NOR     | 6226  | Ida Marcussen              | Osaka                 | 26 Aug 07 | SVK     | 6103  | Lucia Slanicková        | Kladno              | 18 Jun 17 |
| (14.16  | 168   | 13.00 24.59 / 647          | 51.02 2:13.69)        |           | (13.97  | 177   | 11.08 24.30w / 631      | 43.81 2:11.71)      |           |
| NZL     | 6278  | Joanne Henry               | Auckland              | 1 Mar 92  | SWE     | 7032  | Carolina Klüft          | Osaka               | 26 Aug 07 |
| (13.93  | 175   | 12.91 24.60w / 651         | 43.56 2:08.72)        |           | (13.15  | 195   | 14.81 23.38 / 685       | 47.98 2:12.56)      |           |
| OMA     | 3484  | Hiba Hamood Al-Asmi        | Muscat                | 15 Mar 15 | SYR     | 6942  | Ghada Shouaa            | Götzis              | 26 May 96 |
| (17.38  | 138   | 7.04 29.18 / 497           | 33.33 2:49.51)        |           | (13.78  | 187   | 15.64 23.78 / 677       | 54.74 2:13.61)      |           |

| COUNTRY | MARK         | NAME                     | VENUE             | DATE      | COUNTRY                   | MARK           | VENUE                        | DATE                            |
|---------|--------------|--------------------------|-------------------|-----------|---------------------------|----------------|------------------------------|---------------------------------|
| TGA     | 4403         | Melesia Mafile'o         | Palmerston North  | 9 Mar 03  | <b>20 Kilometres Walk</b> |                |                              |                                 |
| THA     | 5889         | Wassanee Winatho         | Nakhon Ratchasima | 11 Dec 07 | ALG                       | 1:39:53        | Bahia Boussad                | Dijon 27 Aug 00                 |
|         | (13.97 179)  | 11.82 24.74 / 630        | 34.90 2:16.85)    |           | ARG                       | 1:46:32        | Belén Luján                  | Buenos Aires 5 Jun 11           |
| TJK     | 5350h        | Yelena Grishina          | Frunze            | 17 Sep 82 | AUS                       | 1:27:44        | Jane Saville                 | Naumburg 2 May 04               |
|         | (14.5 177)   | 12.68 26.0 / 555         | 35.40 2:25.0)     |           | AUT                       | 1:46:31        | Kathrin Schulze              | Hollenburg 2 Oct 10             |
| TKM     | 5476         | Natalya Frolova          | Tartu             | 11 Jun 88 | AZE                       | 1:39:58        | Aida Isayeva                 | Moskva 19 May 00                |
|         | (14.54 168)  | 12.63 25.84 / 592        | 41.40 2:28.65)    |           | BAR                       | 2:25:20        | Veta Batson                  | Bridgetown 5 Jun 92             |
| TKS     | 3116         | Sanadia Forbes           | Basseterre        | 5 Apr 15  | BEL                       | 1:50:37        | Frieda De Wolf               | Brügge 24 Jun 89                |
|         | (17.33 149)  | 7.29 27.82 / 471         | 11.70 3:04.12)    |           | BIH                       | 1:55:49        | Meliha Mulahalilović         | București 12 Apr 08             |
| TOG     | 5079         | Sandrine Thiébaud-Kangni | Réduit            | 11 Apr 10 | BLR                       | 1:26:11        | Ryta Turava                  | Nesvizh 15 Apr 06               |
|         | (14.71 154)  | 10.70 25.67 / 570        | 29.13 2:13.54)    |           | BOL                       | 1:30:33        | Ángela Castro                | Roma 7 May 16                   |
| TPE     | 5786         | Ma Chun-Ping             | Hiroshima         | 11 Oct 94 | BRA                       | 1:27:18        | Érica de Sena                | Roma 7 May 16                   |
|         | (14.32 184)  | 12.57 25.42 / 586        | 41.78 2:24.19)    |           | BUL                       | 1:32:11        | Nevena Mineva-Dimitrova      | Nova Zagora 30 Jun 01           |
| TTO     | 5962         | Marsha Mark-Baird        | Athína            | 21 Aug 04 | CAN                       | 1:29:54        | Rachel Lavallée Seaman       | Nomi 15 Mar 15                  |
|         | (13.58 170)  | 11.20 25.11 / 622        | 49.90 2:21.21)    |           | CGO                       | 2:13:45        | Lilia Bitsoumani             | Brazzaville 15 Sep 15           |
| TUN     | 5658         | Nada Cheroudi            | Radès             | 17 Apr 16 | CHI                       | 1:41:01        | Marcela Pacheco              | Los Ángeles/CHI 3 Apr 04        |
|         | (14.44 165)  | 13.55 25.59 / 574        | 46.56 2:22.93)    |           | CHN                       | 1:24:38        | Liu Hong                     | La Coruña 6 Jun 15              |
| TUR*    | 6076         | Anzhela Kinet            | Götzis            | 4 Jun 00  | CMR                       | 1:57:46        | Anne Hortense Ebéna          | Yaoundé 2 Nov 99                |
|         | (13.56 176)  | 13.25 24.07 / 614        | 39.11 2:18.35)    |           | COD                       | 2:29:42        | Laetitia Mokone Nzala        | Kinshasa 23/24 Jun 07           |
| UAE     | 2613         | Muhra Jassem Abdullah    | Dubai             | 13 Dec 12 | COL                       | 1:29:31        | Sandra Lorena Arenas         | Roma 7 May 16                   |
|         | (19.13 138)  | 6.78 29.62 / 428         | - 2:42.90)        |           | <b>CRC</b>                | <b>1:50:55</b> | <b>Ilena Ocampo</b>          | <b>San José/CRC 14 Jan 17</b>   |
| UGA     | 4849         | Ruth Kyalisima           | Al-Qâhira         | 17 Aug 85 | <b>CRO</b>                | <b>1:46:36</b> | <b>Ivana Renić</b>           | <b>Borský Mikuláš 22 Apr 17</b> |
|         | (14.18 157)  | 7.19 24.84 / 542         | 25.38 2:15.88)    |           | CUB                       | 1:33:47        | Yarcelis Sánchez             | Matanzas 30 Jul 02              |
| UKR     | 6832         | Lyudmila Blonska         | Osaka             | 26 Aug 07 | CYP                       | 2:06:29        | Olympiou Sofia               | Megara 29 Mar 15                |
|         | (13.25 192)  | 14.44 24.09 / 688        | 47.71 2:16.68)    |           | CZE                       | 1:26:53        | Anežka Drahotová             | Murcia 17 May 15                |
| URU     | 4750         | Ana Laura Leite          | Rosario           | 18 Nov 12 | DEN                       | 1:45:28        | Gunhild Kristiansen          | Värnamo 9 May 86                |
|         | (15.45 157)  | 9.94 26.19 / 555         | 32.28 2:27.55)    |           | <b>DOM</b>                | <b>1:42:41</b> | <b>Andreina González</b>     | <b>Lima 13 May 17</b>           |
| USA     | 7291         | Jackie Joyner-Kersey     | Seoul             | 24 Sep 88 | <b>ECU</b>                | <b>1:29:06</b> | <b>Paola Pérez-Cuyo</b>      | <b>Sucúa 15 Apr 17</b>          |
|         | (12.69 186)  | 15.80 22.56 / 727        | 45.66 2:08.51)    |           | EGY                       | 1:41:08        | Nagwa Ibrahim Ali            | Torino 12 Oct 02                |
| UZB     | 6212         | Yekaterina Voronina      | Tashkent          | 19 Sep 15 | ESA                       | 1:30:08        | Cristina López               | La Coruña 4 Jun 05              |
|         | (14.59 180)  | 13.90 25.10 / 621        | 50.86 2:15.93)    |           | ESP                       | 1:27:25        | María Vasco                  | Beijing 21 Aug 08               |
| VAN     | 2345h        | Elisa Rouvone            | Port Vila         | 11 Jul 98 | EST                       | 1:43:54        | Jekaterina Jutkina           | Naumburg 2 May 04               |
|         | (22.0 127)   | 7.35 29.7 / 430          | 21.67 3:09.6)     |           | ETH                       | 1:31:58        | Yehualeye Beleyew Mitiku     | Durban 26 Jun 16                |
| VEN     | 5622         | Thaimara Rivas           | Barquisimeto      | 21 Jun 03 | FIJ                       | 2:47:33        | Deepika Chand                | Suva 10 Jul 03                  |
|         | (14.38 170)  | 12.37 25.36 / 588        | 40.87 2:21.34)    |           | FIN                       | 1:32:05        | Sari Essayah                 | Vantaa 5 May 96                 |
|         | 5622         | Thaimara Rivas           | Barquisimeto      | 10 Jun 12 | FRA                       | 1:31:15        | Nora Leksir                  | Eisenhüttenstadt 17 Jun 00      |
|         | (14.21 168)  | 13.51 25.72 / 563        | 40.87 2:18.95)    |           | GBR                       | 1:30:41        | Johanna Jackson              | La Coruña 19 Jun 10             |
| VIE     | 5350         | Nguyen Thi Thu Cuc       | Manila            | 30 Nov 05 | GER                       | 1:27:56        | Sabine Zimmer                | Hildesheim 5 Jun 04             |
|         | (14.37 171)  | 11.01 25.97 / 564        | 33.51 2:16.22)    |           | GHA*                      | 1:55:42        | Jacqueline Ado Bludo         | Cape Coast 29 Apr 06            |
|         | 5350         | Duong Thi Viet Anh       | Ho Chi Minh       | 13 Sep 11 | GRE                       | 1:28:58        | Athiná Papayiánni            | Resita 3 Apr 04                 |
|         | (15.07 190)  | 10.68 25.98 / 603        | 38.40 2:42.68)    |           | GUA                       | 1:28:32        | Mirna Ortíz                  | Rio Maior 6 Apr 13              |
| VIN     | 4847h        | Jacqueline Ross          | Bozeman           | 16 May 91 | GUI                       | 2:11:31        | Aïda Diallo-Camara           | Toulon 16 Mar 14                |
|         | (15.6 12.85) | 152 25.98 / 599          | 35.38 2:44.0)     |           | <b>HKG</b>                | <b>1:35:13</b> | <b>Jessica Ching Siu Nga</b> | <b>Békéscsaba 30 Apr 17</b>     |
| ZAM     | 3125h        | Carol Muwowo             | Luanshya          | 27 Aug 89 | HUN                       | 1:30:31        | Anikó Szébenszky             | Békéscsaba 9 Apr 00             |
|         |              |                          |                   |           | INA                       | 1:40:25        | Tersiana Riwu Rohi           | Jakarta 15 Jul 03               |
| ZIM*    | 4293         | Lucky Denenga            | Louisville        | 14 May 04 | IND                       | 1:31:40        | Khushbir Kaur                | Taicang 3 May 14                |
|         | (15.06w 146) | 10.83 25.58w / 489       | 27.63 2:46.33)    |           | IRI                       | 2:32:41        | Marzieh Tangestani           | Perth 4 Nov 16                  |
|         |              |                          |                   |           | IRL                       | 1:27:22        | Gillian O'Sullivan           | Sesto San Giovanni 1 May 03     |
|         |              |                          |                   |           | ISR                       | 1:40:12        | Yulia Kotler                 | Yakoom 29 Jul 99                |
|         |              |                          |                   |           | ITA                       | 1:26:17        | Eleonara Giorgi              | Murcia 17 May 15                |
|         |              |                          |                   |           | JPN                       | 1:28:03        | Masumi Fuchise               | Kobe 25 Jan 09                  |
|         |              |                          |                   |           | KAZ                       | 1:28:38        | Svetlana Tolstaya            | Cheboksary 25 May 02            |
|         |              |                          |                   |           | KEN                       | 1:30:43        | Grace Njue Wanjiru           | Durban 26 Jun 16                |
|         |              |                          |                   |           | KOR                       | 1:29:38        | Kim Mi-Jung                  | Yeosu 13 Oct 08                 |
|         |              |                          |                   |           | LAO                       | 2:21:02        | Manilat Phamesethong         | Vientiane 15 Dec 09             |
|         |              |                          |                   |           | LAT                       | 1:29:55        | Agnese Pastare               | Gdansk 31 Aug 13                |
|         |              |                          |                   |           | LBN                       | 2:09:54        | Sandy Karam                  | Gwangju 10 Jul 15               |
|         |              |                          |                   |           | LTU                       | 1:29:01        | Neringa Aidietyte            | Alytus 13 Jun 14                |
|         |              |                          |                   |           | MAD                       | 2:15:15        | Edmondine Razafindravelo     | Saint-Denis/REU 18 Apr 10       |
|         |              |                          |                   |           | MAR                       | 1:56:46        | Hasnae Rettoun               | Casablanca 1 Jun 13             |
|         |              |                          |                   |           | MAS                       | 1:32:25        | Yuan Yufang                  | Manila 23 Sep 03                |
|         |              |                          |                   |           | MDA                       | 1:41:30        | Yulia Lisnik                 | Novopolotsk 16 Sep 91           |
|         |              |                          |                   |           | MEX                       | 1:26:17        | María Guadalupe González     | Roma 7 May 16                   |
|         |              |                          |                   |           | MGL                       | 1:45:09        | Voloj Otgontuul              | Nomi 16 Mar 08                  |
|         |              |                          |                   |           | MRI                       | 1:44:15        | Jolène Raffin                | Naumburg 2 May 04               |
|         |              |                          |                   |           | MYA*                      | 1:40:15        | Kay Khine Myo Tun            | Nay Pyi Taw 15 Dec 13           |
|         |              |                          |                   |           | NCA                       | 1:55:02        | Glenda Úbeda                 | Cd. de Guatemala 18 Mar 07      |
|         |              |                          |                   |           | NED                       | 1:51:31        | Anne van Andel               | Lugano 15 Mar 15                |

**Notes (\*)**CMR *Djimou transferred to France in 2004*LUX *5143 Mirjam Hess Wil 15 Aug 04 & 5104 Mirjam Hess Mérignac 1 Aug 04 – not ratified by federation*SAM *5103w Slade San Diego 17 May 01 – as a US citizen*SLE *Barber transferred to France in 1999**Wind-assisted under the rules of the day (though not necessarily under current rules)*

|     |      |                            |              |           |
|-----|------|----------------------------|--------------|-----------|
| ANT | 3683 | Elma Camacho               | Murfreesboro | 9 May 09  |
| ESP | 5965 | María Peinado              | Castellón    | 14 Jul 02 |
| SAM | 4953 | Kristy Tufola Slade        | Albuquerque  | 16 May 03 |
| TUR | 6078 | Anzhela Atroshchenko-Kinet | Arles        | 6 Jun 04  |

*No details available for a conversion from 1971 tables to 1984 tables*

|     |      |                    |          |           |
|-----|------|--------------------|----------|-----------|
| MOZ | 4057 | Binta Jambane      | Maputo   | 15 May 84 |
| NAM | 5069 | Santie Binneman    | Windhoek | 3 Dec 83  |
| NEP | 2980 | Chandra Kala Kamat | Pokhara  | 29 Mar 84 |
| ZIM | 5266 | Sharon Coetzee     | Harare   | 8 Apr 84  |

| COUNTRY    | MARK           | VENUE                      | DATE                      | COUNTRY          | MARK   | VENUE        | DATE             |
|------------|----------------|----------------------------|---------------------------|------------------|--|--------------|------------------|
| NFI        | 1:58:32        | Angela Keogh               | Yigo                      | 5 Jun 99         | AZE  | 46.10        | Baku             |
| NGR        | 1:42:56        | Queen Henshaw              | Abuja                     | 14 Mar 15        | (Sokolova, Y. - Chebanu, Y. - Balyanina, V. - Setina, A.)                |              | 21 Jun 15        |
| NOR        | 1:27:07        | Kjersti Tysse-Plätzer      | Beijing                   | 21 Aug 08        | BAH  | 41.92        | Sevilla          |
| <b>NZL</b> | <b>1:32:23</b> | <b>Alana Barber</b>        | <b>Adelaide</b>           | <b>19 Feb 17</b> | (Fynes, S. - Sturrup, C. - Davis, P. - Ferguson, D.)                     |              | 29 Aug 99        |
| PAN        | 1:50:55        | Francisca Ferris           | Envigado                  | 26 Mar 11        | BAN  | 46.80        | Dhaka            |
| PAR        | 2:13:39        | Mirna Fretes               | Rosário                   | 4 Jun 04         | (Rani, S. - Akhter, J. - Chumki, S. N. - Eva, I. J.)                     |              | 7 Feb 10         |
| <b>PER</b> | <b>1:29:15</b> | <b>Kimberley García</b>    | <b>Lima</b>               | <b>13 May 17</b> | BAR  | 44.34        | Sherbrooke       |
| PHI        | 1:47:52        | Melinda Manahan            | Manila                    | 23 Sep 03        | (Cox, L. - M. - Williams, G. - Bailey, J. - Weekes, L.)                  |              | 1 Aug 04         |
| POL        | 1:28:58        | Agnieszka Dygacz           | Taicang                   | 3 May 14         | BDI  | 51.8         | Bujumbura        |
| POR        | 1:27:46        | Ana Cabecinha              | Beijing                   | 21 Aug 08        | BEL  | 42.54        | Beijing          |
| PUR        | 1:47:14        | Milexis Sepúlveda          | Ponce                     | 8 Jun 14         | (Borlée, O. - Mariën, H. - Ouédraogo, É. - Gevaert, K.)                  |              | 22 Aug 08        |
| ROU        | 1:27:41        | Claudia Ștef               | La Coruña                 | 5 Jun 04         | BEN  | 46.45        | Abuja            |
| <b>RSA</b> | <b>1:34:49</b> | <b>Anel Oosthuizen</b>     | <b>Podebrady</b>          | <b>9 Apr 16</b>  | (Gbadamassi, S. - Féraez, F. - Akpogan, A. - Inoussa, N.)                |              | 13 Oct 03        |
| RUS        | 1:24:47        | Elmira Alembekova          | Sochi                     | 27 Feb 15        | BER  | 45.6         | Philadelphia     |
| SGP        | 1:58:26        | Shu Min Tin                | Singapore                 | 31 Jan 15        | (Trott, A. - Wilson, B. - Burgess, D. - Jones, D.)                       |              | 23 Apr 76        |
| <b>SRB</b> | <b>1:39:14</b> | <b>Dušica Topić</b>        | <b>Podebrady</b>          | <b>21 May 17</b> | BHU  | 56.5         | Thimphu          |
| SRI        | 1:39:12        | Gallaga Geetha Nandana     | Colombo                   | 11 Feb 06        | (Wangmo, S. - Choden, T. - Lham, T. - Seldon, P.)                        |              | 4-9 Jul 15       |
| STP        | 2:04:06        | Fumilay Da Fonseca         | Brazzaville               | 15 Jul 04        | BIH  | 47.83        | Beograd          |
| SUI        | 1:32:36        | Marie Polli                | Lugano                    | 8 Mar 09         | (Veselinovic, B. - Macanovic, I. - Graorac, S. - Iljašević, A.)          |              | 14 Jul 12        |
| SVK        | 1:30:53        | Mária Gáliková             | Podebrady                 | 9 Apr 16         | BIZ  | 46.61        | San Salvador     |
| SWE        | 1:31:20        | Monica Svensson            | Vallensbæk                | 5 May 07         | (Morris, F. - Martínez, K. - Flores, T. - Dirks, S.)                     |              | 18 Jun 16        |
| SYR        | 1:48:59        | Rania Mohd Othman          | Nomi                      | 14 Mar 10        | BLR*   | 42.56        | Helsinki         |
| THA        | 1:44:46        | Tanaphon Assawawongcharoen | Nay Pyi Taw               | 15 Dec 13        | (Nesterenko, Y. - Salahub, N. - Nevmerzhitskaya, A. - Dragun, O.)        |              | 13 Aug 05        |
| TJK        | 1:47:06        | Larisa Voronkova           | Mogilev                   | 4 Sep 88         | BOL  | 46.94        | La Paz           |
| TPE        | 1:40:17        | Chang Chia-Feng            | Nomi                      | 20 Mar 16        | (Giussani, C. - Novillo, M. - Ibáñez, B. - Alemán, I.)                   |              | 8 Nov 78         |
| TTO        | 2:30:16        | Elizabeth London           | Fyzabad                   | 19 Jun 05        | BOT  | 46.10        | Durban           |
| TUN        | 1:34:35        | Chahinez Nasri             | Saint-Sébastien-sur-Loire | 13 Mar 16        | (Molapisi, O. - Jele, L. - Matlhaku, L. - Seleka, G.)                    |              | 24 Jun 16        |
| TUR        | 1:34:57        | Yeliz Ay                   | Minsk                     | 8 Jul 04         | BRA  | 42.29        | Moskva           |
| UKR        | 1:27:09        | Lyudmyla Olyanovska        | Murcia                    | 17 May 15        | (dos Santos, E. - Silva, A. C. - Krasucki, F. - Santos, R.)              |              | 18 Aug 13        |
| USA        | 1:30:49        | Maria Michta               | Taicang                   | 3 May 14         | <b>BRN</b>   | <b>44.98</b> | <b>Baku</b>      |
|            | 1:30:49        | Maria Michta-Coffey        | Nomi                      | 20 Mar 16        | ( <b>Nasser, S. E. - Jassim, S. E. - Odiang, O. - Al-Ameeri, H. S.</b> ) |              | <b>19 May 17</b> |
| UZB        | 1:42:04        | Rusina Ivoylova            | Mogilev                   | 4 Sep 88         | BRU  | 49.07        | Petaling Jaya    |
| VEN        | 1:32:18        | Milángela Rosales          | Buenos Aires              | 5 Jun 11         | (Jumaat, M. - Kassim, J. - Yahya, S. - Ali Akbar, A.)                    |              | 19 Jun 99        |
| VIE        | 1:33:36        | Nguyen Thi Thanh Phuc      | London                    | 11 Aug 12        | BUL  | 42.29        | Sofia            |

**Notes (\*)**GHA *Doubtful distance*MYA *1:35:03 Saw Mar Lar Nwe Nay Pyi Taw 15 Dec 13 – disqualified for doping violation***4 x 100 Metres Relay**

AFG‡ See indoor footnote

|      |       |               |           |  |
|------|-------|---------------|-----------|--|
| AIA  | 50.33 | Road Town     | 10 Jun 12 | (Gumbs, A. - Gumbs, N. - Meade, R. - Reid, D.)                             |
| ALB  | 47.16 | Ankara        | 16 Jul 88 | (Xhani, A. - Sina, V. - Vejkollari, A. - Bregu, V.)                        |
| ALG  | 46.83 | Alger         | 7 Jul 12  | (Remaoune, S. N. - Louahla, S. - Belabiod, T. R. - Bourahla, K. F.)        |
| AND  | 50.76 | Baku          | 21 Jun 15 | (Llovera, C. - Gurí, C. - Gómez, M. - Morató, M.)                          |
| ANG  | 49.8  | Luanda        | 27 Aug 81 | (Machado, M. - Milagre, M. - Rodrigues, L. - Mauricio, A.)                 |
| ANT  | 46.22 | Port-of-Spain | 2 May 04  | (Codrington, C. - Samuel, H. - Jno - Baptiste, A. - Williams, S.)          |
| ARG  | 44.90 | Cd. de México | 20 Oct 75 | (Fava, B. - Godoy, A. - Cragno, L. - Allocco, B.)                          |
| ARM‡ | 47.11 | Moskva        | 29 Jul 79 | (Kamitskaya, I. - Kaminskaya, T. - Starlynychanova, M. - Kostoglodova, O.) |
| ARU  | 49.96 | Oranjestad    | 23 Jun 14 | (Geerman, L. - Duncan, D. - Cecilia, N. - Brown, T. L.)                    |
| ASA  | 61.77 | Apia          | 6 Jun 03  | (Niusulu, T. - Puletasi - Sanitoa, S. - Chanel)                            |
| AUS  | 42.99 | Pietersburg   | 18 Mar 00 | (Massey, R. - Broadrick, S. - Lambert, J. - Gainsford - Taylor, M.)        |
| AUT  | 44.63 | Linz          | 4 Jul 94  | (Hölbl, D. - Tröger, S. - Auer, D. - Knoll, K.)                            |
| CAY  | 47.60 | Visby         | 1 Jul 99  | (Robinson, C. - McCarthy, S. - Burke, C. - Mothersill, C.)                 |
| CGO  | 46.40 | Brazzaville   | 15 Sep 15 | (Egeindita, M. M. - Eyamba, A. - Mboyi, F. M. - Bondo, B. M.)              |
| CHA  | 48.88 | Addis Ababa   | 1 May 08  | (Ndikert, H. - Ahmat, K. - Neloumta, B. - Dembert, F.)                     |
| CHI  | 44.83 | Lima          | 13 Jun 15 | (Gutiérrez, J. - Jiménez, I. - Mackenna, F. - Goñi, I.)                    |
| CHN  | 42.23 | Shanghai      | 23 Oct 97 | (Xiao Lin - Li Yali - Liu Xiaomei - Li Xuemei)                             |
| CIV  | 43.28 | Cape Coast    | 8 Jul 16  | (Ziketh, D. - Ta Lou, M. J. - Guenou, A. - Gaha, M. P.)                    |
| CMR  | 44.58 | Marietta      | 21 Jul 96 | (Mani, M. - Nkoma, G. - Abéna, E. - Mballa, S.)                            |
| COD  | 51.23 | Brazzaville   | 19 Jun 10 |  |
| COK  | 53.86 | Avarua        | 9 Aug 85  | (Tierney, E. - Tipokoroa, J. - Vogel, T. - Drollet, K.)                    |
| COL  | 43.03 | Bogotá        | 10 Jul 04 | (Murillo, M. - Palacios, F. - Obregón, D. - Murillo, D.)                   |
|      | 43.03 | Helsinki      | 12 Aug 05 | (Murillo, M. - Palacios, F. - Obregón, D. - González, N.)                  |
| COM  | 53.73 | St Denis/REU  | 31 Aug 79 | (Abderrahmane, F. S. - Djambaé, M. - Echata, B. - Moindhir, H. A.)         |



| COUNTRY | MARK  | VENUE  | DATE      | COUNTRY     | MARK         | VENUE  | DATE            |
|---------|-------|--|-----------|-------------|--------------|--|-----------------|
| CPV     | 49.8  | Espargos   | 10 Jul 16 | GUM         | 49.49        | Santa Rita   | 11 Jun 99       |
|         |       | (Cabral, D. - Brito, P. - Tavares, R. - Bangura, A.)                   |           |             |              | (Perez - Stefy, T. - Neilsen, C. - Posadas, A. - Baza, J.)                           |                 |
| CRC     | 46.09 | Xalapa   | 28 Nov 14 | <b>GUY*</b> | <b>47.43</b> | <b>Leonora</b>   | <b>4 Jun 17</b> |
|         |       | (Joseph, Sh. - Scott, Sh. - Bermúdez, D. - Joseph, T.)                 |           |             |              | <b>(Phillips, K. - Small, C. - Samuels, A. - Rogers, O.)</b>                         |                 |
| CRO     | 45.14 | Izmir  | 18 Jun 11 | HAI         | 46.38        | Port-of-Spain  | 22 Jun 08       |
|         |       | (Parlov, S. - Banović, A. - Banović, M. - Ivančević, A.)               |           |             |              | (Faustin, N. - Étienne, G. - Roundtree, C. - Pierre, B.)                             |                 |
| CUB     | 42.89 | Stuttgart  | 22 Aug 93 | HKG         | 45.50        | Shenzhen   | 20 Aug 11       |
|         |       | (Ferrer, M. - López, A. - Duporty, J. - Allen, L.)                     |           |             |              | (Chan Ho Yee - Leung Hau Sze - Fong Yee Pui - Poon Pak Yan)                          |                 |
| CYP     | 43.87 | Amsterdam  | 9 Jul 16  | HON         | 49.51        | Managua  | 5 Mar 06        |
|         |       | (Fotopoulou, O. - Papaioannou, R. - Fotopoulou, F. - Artymata, E.)     |           |             |              | (Martínez, M. - Fernández, S. - Bernárdez, J. J. - Lino, J.)                         |                 |
| CZE     | 42.98 | Zürich   | 18 Aug 82 | HUN         | 44.34        | Budapest   | 26 Jun 82       |
|         |       | (Sokolová, Š. - Šoborová, R. - Kocembová, T. - Kratochvílová, J.)      |           |             |              | (Siska, X. - Juhász, E. - Németh, I. - Orosz, I.)                                    |                 |
| DEN     | 45.04 | Helsinki   | 10 Aug 83 |             | 44.34        | Amsterdam  | 9 Jul 16        |
|         |       | (Hansen, B. - Theil, H. - Nissen - Petersen, L. - Rasmussen, D.)       |           |             |              | (Schmelcz, F. - Kaptur, É. - Kerekes, G. - Nguyen, A.)                               |                 |
| DJI     | 56.9  | Djibouti   | 18 Apr 08 | INA         | 45.00        | Palembang  | 15 Nov 11       |
|         |       | (Djibril, Mar. - Djibril, Mal. - Ali, I. - Bouraleh, F.)               |           |             |              | (Imaniar, N. - Unani, S. - Erawati, D. - Utami, R.)                                  |                 |
| DMA     | 48.2  | St George's  | 24 May 87 | IND         | 43.42        | Almaty   | 4 Jul 16        |
|         |       | (Joseph, H. - Thomas, G. - Philogen, S. - Charles, C.)                 |           |             |              | (Joseph, M. - Jyothi, H. M. - Nanda, S. - Chand, D.)                                 |                 |
| DOM     | 43.28 | Moskva   | 18 Aug 13 | IRI         | 47.50        | Tehran   | 15 Sep 74       |
|         |       | (Sánchez, M. - Chalas, F. - Mejía, M. - Manzueta, M.)                  |           |             |              | (Shadpour, T. - Safavi, P. - Atchak, N. - Hosseini, Z.)                              |                 |
| ECU     | 43.88 | La Habana  | 8 Jun 13  | IRL         | 43.84        | Zürich   | 16 Aug 14       |
|         |       | (Angulo, Y. - Chávez, É. - Cevallos, C. - Tenorio, Á.)                 |           |             |              | (Foster, A. - Proper, K. - Lavin, S. - Healy, Ph.)                                   |                 |
| EGY     | 46.79 | Al-Qâhira  | 6 Oct 90  | IRQ         | 47.22        | Damascus   | 7 Oct 09        |
|         |       | (Miskin Saad, K. - Bachir, W. - Hachem Ismail, H. - Mohd Mansour, M.)  |           |             |              | (Kisrou, B. - Al - Qaysi, A. H. - Abdulrazzak, D. H. - Mahmoud Ieso, K.)             |                 |
| ERI     | 52.8  | Nairobi  | 3 Dec 06  | <b>ISL</b>  | <b>45.31</b> | <b>San Marino</b>  | <b>4 Jun 17</b> |
|         |       | (Tsfamariam, S. T. - Mehari, Y. - Ghebremedhin, F. - Kiflom, T.)       |           |             |              | <b>(Whitworth, T. - Hermósdóttir, H. - Bjarnadóttir, G. - Gudmundsdóttir, A. S.)</b> |                 |
| ESA     | 46.93 | Cd. de Guatemala   | 1 Dec 01  | ISR         | 45.23        | Baku   | 21 Jun 15       |
|         |       | (Navarro, M. - Quijano, V. - Hernández, K. - Amaya, A.)                |           |             |              | (Goldenthal, D. - Lenskiy, I. - Weissman, D. - Zelikovitz, Y.)                       |                 |
| ESP     | 43.45 | Barcelona  | 1 Aug 10  | ISV         | 45.84        | Nassau   | 15 Jul 96       |
|         |       | (Torrijos, A. - Murillo, D. - García, E. - Cotán, A.)                  |           |             |              |  |                 |
| EST     | 44.75 | Tallinn  | 21 Jun 14 | ITA         | 43.04        | Annecy   | 21 Jun 08       |
|         |       | (Sadeiko, G. - Suumann, D. - Kalev, M. - Balta, K.)                    |           |             |              | (Pistone, A. - Cali, V. - Arcioni, G. - Alloh, A.)                                   |                 |
| ETH     | 46.45 | Calabar  | 25 Jun 11 | IVB         | 43.45        | Road Town  | 2 Jul 16        |
|         |       |  |           |             |              | (Kelly, A. - Harrington-Scott, T. - Malone, Ch. - King, K.)                          |                 |
| FIJ     | 44.86 | Suva   | 12 Jul 03 | JAM         | 41.07        | Beijing  | 29 Aug 15       |
|         |       | (Miller, L. - Bulikiobo, M. - Raluve, M. - Rogers, R.)                 |           |             |              | (Campbell-Brown, V. - Morrison, N. - Thompson, E. - Fraser-Pryce, S. - A.)           |                 |
| FIN     | 43.37 | Stuttgart  | 22 Aug 93 | JOR         | 50.4         | Damascus   | 23 Jul 87       |
|         |       | (Pirtimaa, A. - Hanhijoki, S. - Hernesniemi, S. - Salmela, M.)         |           |             |              | (Da'abes, I. - Al - Matari, A. - Jalal, M. - Othman, I.)                             |                 |
| FRA     | 41.78 | Paris (St. Denis)  | 30 Aug 03 | JPN         | 43.39        | Kawasaki   | 8 May 11        |
|         |       | (Girard, P. - Hurtis, M. - Félix, S. - Arron, C.)                      |           |             |              | (Kitakaze, S. - Takahashi, M. - Fukushima, Ch. - Ichikawa, K.)                       |                 |
| FSM     | 52.22 | Kolonia  | 22 Jul 14 | KAZ         | 42.92        | Almaty   | 4 Jul 16        |
|         |       | (Ligorio, A. - Poll, G. - Apiner, A. - Wendolin, M.)                   |           |             |              | (Kashafutdinova, R. - Zybalkina, V. - Rakhmanova, Y. - Safranova, O.)                |                 |
| GAB     | 47.9  | Yaoundé  | 14 Jun 96 | KEN         | 44.75        | Brazzaville  | 15 Sep 15       |
|         |       | (Obone, G. - Benga, M. J. - Nbaunde - Najewe)                          |           |             |              | (Kadogo, E. - Ndoro, M. - Mwangi, F. - Thomas, M.)                                   |                 |
| GAM     | 47.18 | Los Angeles  | 11 Aug 84 | KGZ         | 46.5         | Dushanbe   | 10 May 87       |
|         |       | (Jawo, J. - Ndow, A. - Decker, V. - Freeman, G.)                       |           |             |              | (Andrusenko, V. - Dashko, S. - Balandina, O. - Kuzmizkh, O.)                         |                 |
| GBR     | 41.77 | Río de Janeiro   | 19 Aug 16 | KIR         | 55.2         | Bairiki  | 16 Jun 07       |
|         |       | (Philip, A. - Henry, D. - Asher-Smith, D. - Neita, D.)                 |           |             |              | (David, L. - Mackenzie, R. - Tewaki, M. - Mwemweata, K.)                             |                 |
| GBS*    | 51.41 | Bissau   | 2 Jun 07  | KOR         | 44.60        | Incheon  | 2 Oct 14        |
|         |       | (Có, A. - Capé, A. - Sá, V. - Mana, A.)                                |           |             |              | (Lee Sun - Ae - Kang Da - Seul - Jung Han - Sol - Kim Min - Ki)                      |                 |
| GEO     | 44.90 | Tashkent   | 16 Sep 86 | KOS         | 53.8         | Mitrovicë  | 4 Jul 83        |
|         |       | (Apitsiauri, M. - Golutvina, Y. - Shanidze, T. - Azarashvili, M.)      |           |             | 53.94        | Tiranë   | 6 Jul 06        |
| GEQ     | 52.2  | Malabo   | 11 Jul 99 |             | 53.8         | Mitrovicë  | 29 Sep 13       |
|         |       | (Esonu Edu - Obono Ndong, M. - Obono Ela, E. - Mosanga Motanga, M. P.) |           |             |              | (Shala, S. - Cakiqi, F. - Shala, A. - Hajdini, R.)                                   |                 |
| GER     | 41.37 | Canberra   | 6 Oct 85  | KUW         | 51.38        | Muscat   | 14 Mar 15       |
|         |       | (Gladisch, S. - Rieger, S. - Auerwald, I. - Göhr, M.)                  |           |             |              |  |                 |
| GHA     | 42.67 | Cape Coast   | 8 Jul 16  | LAO         | 49.22        | Singapore  | 16 Jul 16       |
|         |       | (Owusu-Agypong, F. - Acheampong, G. - Gyaman, B. - Amponsah, J.)       |           |             |              | (Aphay, S. P. - Phouthavong, L. - Vongdala, B. - Chanthavong, M.)                    |                 |
| GIB     | 49.3  | Gibraltar  | 20 Jul 95 | LAT         | 44.41        | Moskva   | 20 Jun 83       |
|         |       | (Russo, D. - Falero, G. - Zammit, L. - Celecia, S.)                    |           |             |              | (Grigorjeva, I. - Ikauniece, V. - Ždanovska, L. - Olijar, L.)                        |                 |
| GRE     | 43.07 | Bari   | 18 Jun 97 | LBA         | 55.1         | Tripoli  | 30 Sep 91       |
|         |       | (Tsóni, M. - Kóffa, E. - Vasarmídou, M. - Thánou, E.)                  |           |             |              |  |                 |
| GRN     | 44.72 | Port-of-Spain  | 24 Jun 12 | LBN         | 48.48        | Beyrouth   | 4 Jul 01        |
|         |       | (Wells, Sh. - Redhead, J. - Beckles, K. - Bartholomew, T.)             |           |             |              | (Estephan, R. - Saikaly, N. - Bejjani, R. - Taslakian, G.)                           |                 |
| GUA     | 46.3  | Cd. de México  | 20 Jul 82 | LBR         | 50.61        | Abuja  | 18 Nov 06       |
|         |       | (Quiñónez, P. - Arévalo, A. - Meigham, P. - Schumann, C.)              |           |             |              | (Williams, A. - Tiklo, A. - Grant, H. - Binda, J.)                                   |                 |
| GUI     | 48.1  | Freetown   | 26 Dec 90 | LCA         | 46.78        | Bridgetown   | 26 Jun 99       |
|         |       | (Sow, O. - Bereté, K. - Haba, R. - Konaté, A.)                         |           |             |              | (O'Neil, J. - Baptiste, M. - Charles, A. - Lesforis, V.)                             |                 |



| COUNTRY | MARK         | VENUE  | DATE             | COUNTRY | MARK         | VENUE  | DATE             |
|---------|--------------|--|------------------|---------|--------------|--|------------------|
| LES     | 48.9         | Harare   | 24 Jul 99        | NZL     | 44.60        | Auckland<br>(Brunner, C. - Hunt, C. - Wardell, R. - Arnott, J.)                  | 31 Mar 01        |
| LIE*    | 46.92        | Nicosia  | 20 May 89        | OMA     | 47.67        | Manama   | 26 Apr 15        |
| LTU     | 43.95        | Madrid<br>(Lingytė, E. - Grinčikaitė, L. - Tamošaitytė, S. - Dagelytė, A.)                   | 5 Jul 08         | PAK     | 47.16        | Dhaka<br>(Hameed, N. - Hassan, J. - Nazir, N. - Siddiqui, S.)                    | 7 Feb 10         |
| LUX     | <b>46.38</b> | <b>Marsa</b><br>(Rausch, V. - van der Weken, P. - Tshilumba, T. - Bauer, A.)                 | <b>24 Jun 17</b> | PAN     | 46.66        | Roma<br>(Gooden, C. - Dunn, L. - Holmes, J. - Hunte, S.)                         | 7 Sep 60         |
| MAC‡    | <b>48.40</b> | <b>Guangzhou</b><br>(Loi Im Lan - Cheong Im Leng - Chan Man Wai - Ng Weng Ian)               | <b>9 Apr 17</b>  |         | 46.66        | San José/CRC<br>(Ríos, K. - Aranda, N. - Guevara, G. - Hunt, R. - C.)            | 11 Mar 13        |
| MAD     | 43.61        | Sydney<br>(Rahaniiraniriana - Ratsimbazafy - Rakotozafy - Rakontondrabe)                     | 29 Sep 00        | PAR     | 49.55        | São Paulo<br>(Sosa, K. - Pirelli, A. C. - Leguizamón, B. - Pavón, M. B.)         | 30 Jun 07        |
| MAR     | 46.05        | Athína<br>(Atiallah, H. - Lahcen, L. - Zetouani, N. - Bidouane, N.)                          | 11 Jul 91        | PER     | <b>46.43</b> | <b>Asunción</b><br>(Mautino, P. - Torres, M. - Bazalar, D. - Delgado, G.)        | <b>24 Jun 17</b> |
| MAS     | <b>45.19</b> | <b>Bangkok</b><br>(Vallabouy, S. S. - Mohamed, S. F. - Selveratnam, K. S. - Zulkifli, Z. H.) | <b>15 Jun 17</b> | PHI     | 45.29        | Manila<br>(Sinoro, R. - Punelas, E. - Ganosa, E. - De Vega, L.)                  | 2 Dec 91         |
| MAW     | 52.1         | Dar-es-Salaam<br>(Phiri - Chizunga, E. - Saeluzika, M. - Misomali, M.)                       | 3 Dec 72         | PLE     | 58.1         | Damascus   | 5 May 94         |
| MDA     | 45.2         | Tiraspol<br>(Grigoryeva, I. - Dudina, N. - Savtchouk, E. - Glavenko, L.)                     | 25 Aug 85        | PLW     | 51.89        | Koror  | 26 Apr 03        |
| MDV     | 51.32        | Guwahati<br>(Ismail, A. - Ahmed, S. H. - Nazra, A. - Ahmed, M.)                              | 10 Feb 16        | PNG     | 45.99        | Apia<br>(Koime, M. - Wisil, T. - Mooney, A. - Baki, R.)                          | 8 Sep 07         |
| MEX     | 45.20        | Cd. de México<br>(Tavares, S. - Vázquez, A. D. - Flores, A. - García, G.)                    | 24 Jul 88        | POL     | 42.68        | Barcelona<br>(Popowicz, M. - Korczyńska, D. - Jeschke, M. - Wedler, W.)          | 1 Aug 10         |
| MGL‡    | 50.2         | Irkutsk  | 20 Aug 86        | POR     | 44.70        | Leiria<br>(Vital, E. - Gomes, N. - Tavares, C. - Tavares, S.)                    | 20 Jun 09        |
| MHL     | 53.88        | Kolonia<br>(Debrum, H. - Sasser, M. - Cress, M. - Keju, L.)                                  | 22 Jul 14        | PRK     | 47.69        | Beijing<br>(Li Yong - Ae - Kim Sun - Nyo - Ra Mi - Sun - Kim Myong - Ok)         | 3 Oct 90         |
| MKD     | 47.97        | Tríkala<br>(Vojneska, A. - Dimitrovska, V. - Matevska, A. - Jovanovska, B.)                  | 7 Jul 01         | PUR     | 43.43        | Road Town<br>(Cruz, B. - Morales, C. - Cancel, G. - Rodríguez, C.)               | 2 Jul 16         |
| MLI     | 46.1         | Ouagadougou<br>(Sidibé, N. - Koita, Y. - Danté, D. - Camara, K.)                             | 26 May 07        | PYF     | 47.64        | Nouméa<br>(Manutahi, J. - Léroy, A. - Yansaud, S. - An, A.)                      | 16 Dec 87        |
| MLT     | 46.24        | Baku<br>(Busutill, S. - Richard, J. - Fitz, R. - Wingfield, Ch.)                             | 21 Jun 15        | QAT     | 50.73        | Muscat<br>(Labidli, R. - Al-Manai, M. - Farid, M. M. - Al-Manouari, B.)          | 14 Mar 15        |
| MNE     | <b>49.25</b> | <b>Marsa</b><br>(Kontić, M. - Furtula, A. - Ratknić, S. - Dubak, K.)                         | <b>24 Jun 17</b> | ROU     | 44.18        | Stara Zagora<br>(Voinea, D. - Militaru, L. - Pogăcian, M. - Ilcu, M.)            | 2 Aug 85         |
| MNT     | 51.9         | St George's  | 24 May 87        | RSA     | 43.25        | Pietersburg<br>(Hartman, W. - Moropane, D. - Holtzhausen, S. - Seyerling, H.)    | 18 Mar 00        |
| MOZ     | 47.5         | Lisboa<br>(Manaca Dias, A. - Relvas, A. - Abreu, A. - Vilhena, C.)                           | 29 Jul 73        | RUS     | 41.49        | Stuttgart<br>(Bogoslovskaya, O. - Malchugina, G. - Voronova, N. - Privalova, I.) | 22 Aug 93        |
| MRI     | 45.89        | St Paul/REU<br>(Janvier, J. - Anthony, A. - Alcindor, A. - Guillaume, S.)                    | 5 Aug 15         | RWA     | 51.2         | Eldoret<br>(Umukundwa, L.)   | 3 Sep 16         |
| MTN     | 51.1         | Nouakchott   | 22 Dec 95        | SAM     | 52.01        | Apia<br>(Tavui, T. - Lafaiaili, M. - Mefi, T. - Faitala, E.)                     | 8 Sep 07         |
| MYA     | 47.42        | Rangoon<br>(Aye Shwe - Khin, Phin Phop - Mrathuzar - Sein, Myint Myint)                      | 11 Oct 81        | SEN     | 44.59        | Dakar<br>(Ndiaye, S. - Thiam, A. M. - Diouf, M. T. - Diouf, A.)                  | 20 Aug 98        |
| NAM     | 46.49        | Pretoria<br>(van Wyk, St. - Herunga, T. - Diamond, M. - Mayova, G.)                          | 5 May 12         | SEY     | 47.75        | Victoria/SEY<br>(Khan, A. - Labiche, L. - Boniface, J. - Lou - Toy, J.)          | 12 Aug 11        |
| NCA     | 48.87        | San José/CRC<br>(Álvarez, M. - Aguilera, J. - Lacayo, M. A. - Guadamuz, H.)                  | 3 Jun 05         | SGP     | 45.41        | Singapore<br>(Enn, W. - Prasad, D. L. - Pereira, S. V. - Menon, S.)              | 12 Jun 15        |
|         | 48.87        | San José/CRC<br>(Morazán, M. - Guadamuz, H. - Bonilla, M. - Rodríguez, Y.)                   | 8 Jun 07         | SKN     | 43.53        | La Habana<br>(Liburd, T. - Williams, M. - Williams, T. - Hodge, V.)              | 4 Jul 09         |
| NED     | 42.04        | Amsterdam<br>(Samuel, J. - Schippers, D. - van Schagen, T. - Sedney, N.)                     | 10 Jul 16        | SLE     | 46.3         | Freetown<br>(Ansumana, R. - Macouley, L. - Kargbo, I. - Kargbo, M.)              | 26 Dec 11        |
| NEP     | 49.13        | Kathmandu<br>(Shrestha, B. - Shakya, S. - Thapa, S. - Paneru, D. M.)                         | 29 Sep 99        | SLO*    | 43.91        | Pergine Valsugana<br>(Bikar, A. - Žumer, K. - Nose, M. - Ottey, M.)              | 25 Jul 03        |
| NFI     | 54.7         | Middlegate<br>(Christian - Bailey, V. - Donaldson, A. - McCoy, J. - Flitten, Z.)             | 19 May 95        | SMR     | 49.13        | Schaan<br>(Rossi, E. - Pretelli, M. - Rustignoli, B. - Capicchioni, A.)          | 4 Jun 11         |
| NGR     | 42.39        | Barcelona<br>(Utundu, B. - Idehen, F. - Opara, C. - Onyali, M.)                              | 7 Aug 92         | SOL     | 51.11        | Apia<br>(Flory, L. - Kwalea, P. - Keni, J. - Taurikeni, J.)                      | 8 Sep 07         |
| NIG     | 49.08        | Ouagadougou  | 19 May 01        | SOM     | 50.6         | Mogadiscio   | 18 Nov 77        |
| NMI     | 52.96        | Koror<br>(Sapong, R. - Wonenberg, J. - Bennett, Yve. - Bennett, Yvo.)                        | 6 Aug 10         | SRB     | 44.68        | Banská Bystrica<br>(Pančić, E. - Savić, M. - Mitrović, B. - Đapić, V.)           | 8 Jul 00         |
| NOR     | 43.94        | Cheboksary<br>(Pedersen, I. - Hansen, I. - Slettum, E. - Okparaebo, E.)                      | 20 Jun 15        | SRI     | 43.89        | Edmonton<br>(Jayasinghe, S. - Sooriyaarachchi, S. - De Soysa, N. - Dharsha, D.)  | 11 Aug 01        |
| NRU     | 53.45        | Koror  | 26 Apr 03        | STP     | 51.3         | Folha Fedé<br>(Semedo, G. - Gomes, S. - Pereira, A. - Lima, F.)                  | 14 Sep 14        |

| COUNTRY          | MARK  | VENUE  | DATE             | COUNTRY                     | VENUE  | DATE                           |
|------------------|---|--|------------------|-----------------------------|--|--------------------------------|
| SUD              | 47.43   | Al-Qâhira  | 23 Nov 07        | <b>4 x 400 Metres Relay</b> |  |                                |
|                  |   | (Bakhit, A. - Gubara, A. - El Jack, N. - Jabir, M.)                      |                  | AIA                         | 4:05.65  | Basseterre 6 Apr 15            |
| SUI              | 42.87   | Amsterdam  | 9 Jul 16         | ALB                         | 3:39.40  | Sérres 13 Aug 89               |
|                  |   | (Del Ponte, A. - Atcho, S. - Sprunger, E. - Kora, S.)                    |                  |                             | (Xhani, A. - Sina, V. - Vejkollari, A. - Bistika - Simo, R.)     |                                |
| SUR              | 48.9  | Cayenne  | 27 Mar 10        | ALG                         | 3:39.70  | Radès 10 Aug 02                |
|                  |   | (Alberg, D. - Clark, D. - Lynch, S. - v. d. Vloot, R.)                   |                  |                             | (Moussa, H. - Bouaoudia, S. - Touhami, N. - Arrous, S.)          |                                |
| SVK              | 44.65   | Šamorín  | 4 Jun 16         | AND                         | 4:17.10  | Vic 14 Jul 01                  |
|                  |   | (Šibová, V. - Kršáková, L. - Putalová, I. - Bezeková, A.)                |                  |                             | (Pujol, M. - Mazón, R. - Sabaté, I. - Domenjó, C.)               |                                |
| SWE              | 43.61   | Göteborg   | 27 Aug 05        | ANG                         | 4:06.4   | Luanda 27 Aug 81               |
|                  |   | (Rienas, E. - Klüft, C. - Kallur, J. - Kallur, S.)                       |                  |                             | (Machado, M. - André, I. - Xavier, F. - Sepulveda, G.)           |                                |
| SWZ              | 48.8  | Gaborone   | 30 May 09        | ANT                         | 3:39.32  | Los Angeles 10 Aug 84          |
|                  |   |  |                  |                             | (Joseph, J. - Charles, R. - Stevens, M. - Bryan, L.)             |                                |
| SYR              | 47.5  | Damascus   | 23 Jul 87        | ARG                         | 3:40.22  | Río de Janeiro 16 May 04       |
|                  |   | (Youhanoun, S. - Awad, S. - Moughrabi, A. - Saleh, H.)                   |                  |                             | (Rossotti, M. - Wohlgemuth, V. - Barraza, V. - Pronzati, V.)     |                                |
| TAN              | 46.43   | Christchurch   | 2 Feb 74         | ARM                         | 3:49.26  | Reykjavík 19 Jun 11            |
|                  |   | (Mfanya, R. - Mohamed, M. - Cheri, P. - Kyomo, N.)                       |                  |                             | (Bulghardaryan, G. - Telesheva, A. - Sharoyan, A. - Karayan, L.) |                                |
| TGA              | 48.61   | Nikao  | 26 Sep 09        | ASA                         | 5:03.2   | Pesega 28 May 83               |
|                  |   | (Pahulu, P. - Sikuvea, L. - To'a, M. - Feke, V.)                         |                  |                             |  |                                |
| THA              | 43.38   | Nakhon R.  | 26 Jun 08        | AUS                         | 3:23.81  | Sydney 30 Sep 00               |
|                  |   | (Jaksunin, S. - Sanrat, N. - Klomdee, O. - Thavoncharoen, J.)            |                  |                             | (Peris, K. - Lewis, T. - Gainsford - Taylor, M. - Freeman, C.)   |                                |
| TJK              | 45.88   | Moskva   | 18 Jun 83        | AUT                         | 3:34.42  | Südstadt 20 Jun 76             |
|                  |   | (Dorofeyeva, N. - Baydyuk, O. - Morar, S. - Batcheyeva, N.)              |                  |                             | (Schinzel, S. - Burger, H. - Mühlbach, A. - Wildschek, C.)       |                                |
| TKM              | 46.74   | Almaty   | 7 Jun 08         | AZE                         | 3:44.40  | Baku 22 Jun 15                 |
|                  |   | (Gokiyeva, M. - Ryabova, Y. - Nazarova, V. - Litvinova, A.)              |                  |                             | (Mammadova, S. - Mammadli, A. - Hasanova, Z. - Komarova, A.)     |                                |
| <b>TKS</b>       | <b>48.85</b>  | <b>Willemstad</b>  | <b>16 Apr 17</b> | BAH                         | 3:26.36  | Río de Janeiro 19 Aug 16       |
|                  |   | <b>(Guerrier, A. - Sauver, H. - Sutherland, Sh. - Forbes, S.)</b>        |                  |                             | (Clarke, L. - Strachan, A. - Cox, C. - Amertil, Ch.)             |                                |
| TOG              | 46.92   | Cape Coast   | 11 Jun 16        | BAN                         | 3:52.59  | Dhaka 8 Feb 10                 |
|                  |   |  |                  |                             | (Akhter, J. - Khatun, K. - Putul, R. - Eva, I. J.)               |                                |
| TPE              | 44.58   | Hiroshima  | 16 Oct 94        | BAR                         | 3:30.72  | Winnipeg 30 Jul 99             |
|                  |   | (Kao Yuh - Chuan - Chen Shu - Chen - Hsu Pei - Ching - Wang Huei - Chen) |                  |                             | (Durant, J. - Blackett, A. - Straker, M. - Oxley, T.)            |                                |
| TTO              | 42.03   | Beijing  | 29 Aug 15        | BDI                         | 4:11.4   | Bujumbura 23 Aug 92            |
|                  |   | (Baptiste, K. - A. - Ahye, M. - L. - Thomas, R. - Hackett, S.)           |                  |                             |  |                                |
| TUN              | 46.98   | Tunis  | 24 Jul 99        | BEL                         | 3:30.7a  | Moskva 31 Jul 80               |
|                  |   | (Abid, N. - Dellagi, S. - Benhassine, A. - Hamrouni, A.)                 |                  |                             | (Alaerts, L. - Berg, R. - Michel, A. - Wallez, R.)               |                                |
| TUR              | 44.71   | Izmir  | 18 Jun 11        | BEN                         | 3:42.85  | Porto Novo 24 May 09           |
|                  |   | (Apak, S. - Engin, B. - Redif, M. - Karakuş, N.)                         |                  |                             | (Saka, S. - Blessing Ayédou, B. M. - Yémalin, C. - Nasrou, K.)   |                                |
| TUV              | 61.0  | Funafuti   | 4 May 05         | BER                         | 3:47.5   | Philadelphia 24 Apr 76         |
|                  |   | (Lepeni, M. - Fuamalo - Puaita - Futina)                                 |                  |                             | (Wilson, B. - Bean, D. - Richards, V. - Jones, D.)               |                                |
| UAE              | 53.7  | Sharjah  | 6-8 Feb 12       | BIH                         | 3:47.73  | Sarajevo 19 Jun 83             |
|                  |   |  |                  |                             | (Šljivic, N. - Cvjetinovic, M. - Focak, J. - Mršić, M.)          |                                |
| UGA              | 45.84   | Nairobi  | 9 Aug 87         | BIZ                         | 4:01.62  | Managua 28 Jun 15              |
|                  |   | (Kyakutema, F. - Awora, M. - Buzu, G. - Aci, O.)                         |                  |                             | (Carr, Ashantie - Neal, A. - Martínez, K. - Carr, Ashontie)      |                                |
| UKR              | 42.04   | London   | 10 Aug 12        | BLR                         | 3:21.88  | Osaka 2 Sep 07                 |
|                  |   | (Povh, O. - Stuy, H. - Ryemyen, M. - Bryshina, Y.)                       |                  |                             | (Yuschanka, Y. - Khlyusova, I. - Usovich, I. - Usovich, S.)      |                                |
| URU              | 46.51   | Sevilla  | 19 Jul 92        | BOL                         | 3:42.11  | Sucre 25 Nov 09                |
|                  |   | (Tiscornia, M. - Martirena, M. - Acerenza, S. - Acerenza, C.)            |                  |                             | (Romero, M. - Arnéz, L. - Ugarte, D. - Sánchez, A.)              |                                |
| USA              | 40.82   | London   | 10 Aug 12        | <b>BOT</b>                  | <b>3:30.13</b>   | <b>Nassau</b> <b>23 Apr 17</b> |
|                  |   | (Madison, T. - Felix, A. - Knight, B. - Jeter, C.)                       |                  |                             | <b>(Montsho, A. - Jele, L. - Moroko, G. - Botlogetswe, C.)</b>   |                                |
| UZB              | 43.82   | Moskva   | 20 Jun 83        | BRA                         | 3:26.68  | São Paulo 7 Aug 11             |
|                  |   | (Shmonina, M. - Olenchenko, V. - Barbashina, E. - Vilisova, T.)          |                  |                             | (Coutinho, G. - de Oliveira, B. - Sousa, J. - de Lima, J.)       |                                |
| VAN              | 49.03   | Pirae  | 24 Aug 95        | BRN                         | 3:32.62  | Mungyeong 6 Oct 15             |
|                  |   | (Daruhi, O. - Mermer, A. - Bice, O. - Kapalu, M. E.)                     |                  |                             | (Nasser, S. E. - Odiong, O. - Jassim, I. E. - Adekoya, K.)       |                                |
| VEN              | 43.53   | Xalapa   | 28 Nov 14        | BRU                         | 4:08.4   | Manila 1 May 99                |
|                  |   | (Vargas, N. - Purica, A. - Villalobos, N. - Soto, N.)                    |                  |                             | (Jumaat, M. - Hamid, N. - Tan, J. - Ali Akbar, A.)               |                                |
| VIE              | 44.77   | Guangzhou  | 26 Nov 10        | BUL                         | 3:25.81  | Sofia 24 Jul 83                |
|                  |   | (Le Thi Mong - Le Ngoc Phuong - Ng. Thi Ngoc Tham - Vu Thi Huong)        |                  |                             | (Ilieva, K. - Stamenova, R. - Penkova, G. - Damyanova, S.)       |                                |
|                  | 44.77   | Singapore  | 12 Jun 15        | BUR                         | 3:50.49  | Ouagadougou 27 May 07          |
|                  |   | (Ha Thi Thu - Luu Kim Phung - Tranh Thi Yen Hoa - Do Thi Quyen)          |                  |                             | (Soulama, A. - Yaméogo, H. - Wamini, B. - Kamboulé, B.)          |                                |
| VIN              | 48.21   | Port-of-Spain  | 13 Apr 98        | CAF                         | 3:57.4   | Bangui 27 Feb 93               |
|                  |   | (? - ? - Francis, C. - Richards, K.)                                     |                  |                             | (Ouabangui, D. - Bara'ang, M. - Maradas, G. - Nganaye, B.)       |                                |
| YEM              | 54.87   | Amman  | 11 Oct 08        | CAM                         | 4:18.5   | Phnom Penh 17 Aug 73           |
|                  |   |  |                  |                             |  |                                |
| ZAM              | 44.97   | Brazzaville  | 15 Sep 15        | CAN                         | 3:21.21  | Los Angeles 11 Aug 84          |
|                  |   | (Kabange, M. - Njobvu, R. - Nalishuwa, Y. - Katundu, L.)                 |                  |                             | (Crooks, C. - Richardson, J. - Killingbeck, M. - Payne, M.)      |                                |
| ZIM              | 45.74   | Harare   | 16 Sep 95        | CAY                         | 3:54.60  | Visby 1 Jul 99                 |
|                  |   | (Mawoko, D. - Dube, G. - Ncube, S. - Chidziva, P.)                       |                  |                             | (Robinson, C. - McCarthy, S. - Burke, C. - Mothersill, C.)       |                                |
| <b>Notes (*)</b> |   |  |                  | CGO                         | 3:49.46  | Brazzaville 17 Sep 15          |
| <b>GBS</b>       | <i>Better marks reported by federation in 2013 to 2016 – questionable</i> |  |                  |                             |  |                                |
| <b>LIE</b>       | <i>Federation accepts records with residential foreigners</i>             |  |                  |                             |  |                                |

| COUNTRY    | MARK          | VENUE   | DATE             | COUNTRY    | MARK          | VENUE   | DATE             |
|------------|---------------|---|------------------|------------|---------------|---|------------------|
| CHA        | 4:01.4        | N'Djamena   | 6 Apr 96         | GHA        | 3:35.55       | Alger   | 27 Jul 78        |
|            |               | (Soula, A. - Bague Peng, R. - Yorasse, A. - Neloumbeye)               |                  |            |               | (Opoku, H. - Bakari, G. - Aidoo, G. - Afriyie, H.)                              |                  |
| CHI        | 3:37.42       | Santiago/CHI  | 16 Mar 14        | GIB        | 4:14.55       | Mariehamn   | 27 Jun 91        |
|            |               | (Jiménez, I. - Goni, P. - Errázuriz, J. - Mackenna, F.)               |                  |            |               | (White, L. - Morello, G. - Romero, S. - Mifsud, S.)                             |                  |
| CHN        | 3:24.28       | Beijing   | 13 Sep 93        | GRE        | 3:26.33       | Bydgoszcz   | 20 Jun 04        |
|            |               | (An Xiaohong - Bai Xiaoyun - Cao Chunying - Ma Yuqin)                 |                  |            |               | (Kaidantzí, O. - Goudenoúdi, H. - Boudá, C. - Halkiá, F.)                       |                  |
| CIV        | 3:37.58       | Casablanca  | 18 Jul 89        | GRN        | 3:32.99       | St George's   | 6 Jul 03         |
|            |               | (Koné, A. - Koré, L. - Womplou, M. - N'Drin, C.)                      |                  |            |               | (George, K. - Bernard-Thomas, N. - Morain, J.-A. - Regis, H.-A.)                |                  |
| CMR        | 3:27.08       | Paris (St. Denis)   | 31 Aug 03        | GUA        | 3:53.83       | La Habana   | 27 May 01        |
|            |               | (Nguimgo, M. - Kaboud, C. - Atangana, D. B. - Bewouda, H.)            |                  |            |               | (Rodríguez, R. - Oliveros, S. - Valenzuela, P. - Hurtado, A.)                   |                  |
| COD        | 4:01.72       | Brazzaville   | 20 Jun 10        | <b>GUI</b> | <b>4:02.4</b> | <b>Conakry</b>  | <b>14 May 17</b> |
|            |               | (Malonga - Ilunga - Mboyibala, P. - Dikivakuaku)                      |                  |            |               |   |                  |
| COK        | 4:21.72       | Avarua  | 9 Aug 85         | GUM        | 4:11.33       | Santa Rita  | 11 Jun 99        |
|            |               | (Sawtell, A. - Tierney, E. - Ngaata, L. - Vogel, T.)                  |                  |            |               | (Nielsen, C. - Posadas, A. - Perez - Stefy, T. - Baza, J.)                      |                  |
| COL        | 3:29.94       | Guadalajara   | 28 Oct 11        | GUY        | 3:45.08       | West Long Beach   | 14 Jun 08        |
|            |               | (Oliveros, P. - González, N. - Aguilar, E. - Padilla, Y.)             |                  |            |               | (DeCruise, Ashlynn - Pompey, A. - Corlette, A. - DeCruise, Ashley)              |                  |
| COM        | 4:18.3        | Mutsamudu   | 17 Apr 16        | HKG        | 3:50.29       | Taipei  | 15 Jun 14        |
| CRC        | 3:41.40       | San José/CRC  | 9 Aug 15         |            |               | (Chua Yan Ching - Chan Yee Kee - Poon Han Wai - Lam Ho Yan)                     |                  |
|            |               | (Scott, Sha. - Bermúdez, D. - Zambrana, G. - Joseph, Sh.)             |                  | HON        | 4:14.3        | Tegucigalpa   | 12 Jan 90        |
| CRO        | 3:34.44       | Zenica  | 24 Jun 07        |            |               | (Ávila, M. - Arriola, P. - Sierra, R. - Ochoa, D.)                              |                  |
|            |               | (Parlov, S. - Banović, A. - Perišić, V. - Grgić, D.)                  |                  | HUN        | 3:27.86       | Moskva  | 1 Aug 80         |
| CUB        | 3:23.21       | Beijing   | 23 Aug 08        |            |               | (Orosz, I. - Forgács, J. - Szigeti - Tóth, E. - Pál, I.)                        |                  |
|            |               | (Díaz, R. - Calatayud, Z. - Clement, S. - Terrero, I.)                |                  | INA        | 3:42.25       | Jakarta   | 29 Sep 85        |
| CYP        | 3:42.60       | Nicosia   | 24 Jun 01        |            |               | (Maspatella, H. - Wahjuni, I. - Lekransy, M. - Tahapary, E.)                    |                  |
|            |               | (Kallinicou, K. - Sialou, A. - Papaioannou, V. - Kyriacou, D.)        |                  | IND        | 3:26.89       | Athína  | 27 Aug 04        |
| CZE        | 3:20.32       | Helsinki  | 14 Aug 83        |            |               | (Kaur, R. - Beenamol, K. M. - Soman, C. - Kaur, M.)                             |                  |
|            |               | (Kocembová, T. - Matějková, M. - Moravčíková, Z. - Kratochvílová, J.) |                  | IRI        | 3:53.78       | Tehran  | 19 Aug 16        |
| DEN        | 3:36.2a       | Athína (NF)   | 19 Sep 69        |            |               | (Toosi, M. - Kakoli, E. - Seifi, J. - Naderi, S.)                               |                  |
|            |               | (Jennes, B. - Hoyler, A. - Lund, A. - Damm - Olesen, A.)              |                  | IRL        | 3:27.48       | Daegu   | 2 Sep 11         |
| DJI        | 4:58.6        | Djibouti  | 19 Apr 08        |            |               | (Andrews-Heffernan, M. - Cuddihy, J - Bergin, C. - Carey, M.)                   |                  |
|            |               | (Miguil, A. - Saleh, K. - Idriss, Mar. - Ali, M.)                     |                  | IRQ        | 3:43.60       | Aleppo  | 20 Sep 10        |
| DMA        | 4:06.4        | Basseterre  | 13 May 90        |            |               | (Al - Qaysi, A. H. - Mahmoud, Z. S. - Abdulrazzak, D. H. - Mahmoud Ieso, K.)    |                  |
|            |               | (Charles, C. - Joseph, E. - Bonnie, O. - Williams, D.)                |                  | ISL        | 3:38.96       | Fana  | 29 Jun 96        |
| DOM        | 3:34.73       | Mayagüez  | 17 Jul 11        |            |               | (Geirlaugsdóttir - Halldórsdóttir - Gestsdóttir - Arnadóttir)                   |                  |
|            |               | (Sánchez, R. - Taylor, D. - Fabián, R. - Osana, Y.)                   |                  | ISR        | 3:32.99       | Paris (St. Denis)   | 30 Aug 03        |
| ECU        | 3:41.42       | Sucre   | 25 Nov 09        |            |               | (Lenskiy, I. - Gnezdilov, S. - Morad, A. - Tkach, A.)                           |                  |
|            |               | (Chávez, É. - Corozo, M. - Núñez, L. - Jaramillo, L.)                 |                  | ISV        | 3:50.15       | St George's   | 24 Apr 00        |
| EGY        | 3:51.5        | Al-Qáhira   | 5 Oct 89         |            |               |   |                  |
|            |               | (Miskin Saad, K. - Hachem Ismail, H. - Bachir, W. - Mohamed Ali, R.)  |                  | ITA        | 3:25.16       | Río de Janeiro  | 19 Aug 16        |
| ERI        | 3:56.1        | Asmara  | 9 Jun 13         |            |               | (Chigbolu, M. - Spacca, M. E. - Folorunso, A. - Grenot, L.)                     |                  |
|            |               | (Weldu, N. - Ghede, M. - Teshome, K. - Mohamed, R.)                   |                  | IVB        | 3:37.62       | La Habana   | 5 Jul 09         |
| ESA        | 3:48.24       | San Salvador  | 6 Dec 02         |            |               | (John, S. - Kelly, A. - Maloney, D. - Malone, Ch.)                              |                  |
|            |               | (Quijano, V. - Hernández, K. - Quezada, A. - Martínez, A.)            |                  | JAM        | 3:18.71       | Daegu   | 3 Sep 11         |
| ESP        | 3:27.57       | Tokyo   | 1 Sep 91         |            |               | (Whyte, R. - Prendergast, D. - Williams-Mills, N. - Williams, S.)               |                  |
|            |               | (Merino, J. - Lacambra, B. - Myers, S. - Ferrer, G.)                  |                  | JOR        | 4:01.28       | Latakia   | 10 Sep 92        |
| EST        | 3:36.82       | Odense  | 24 Jun 07        |            |               | (Da'abes, I. - Al - Majali, M. - Al - Matari, A. - Haddad, S.)                  |                  |
|            |               | (Duman, J. - Kiirats, K. - Uljas, E. - Mägi, M.)                      |                  | JPN        | 3:28.91       | Beijing   | 29 Aug 15        |
| ETH        | 3:36.85       | Calabar   | 25 Jun 11        |            |               | (Aoyama, S. - Ichikawa, K. - Chiba, A. - Aoki, S.)                              |                  |
| FIJ        | 3:41.03       | Apia  | 8 Sep 07         | KAZ        | 3:30.03       | Guangzhou   | 26 Nov 10        |
|            |               | (Odro, T. - Korowaqa, P. - Navukitu, A. - Batimala, M.)               |                  |            |               | (Maslenko, M. - Yalovtseva, V. - Matsko, M. - Tereshkova, O.)                   |                  |
| FIN        | 3:25.7a       | Roma  | 8 Sep 74         | KEN        | 3:28.94       | Nairobi   | 12 Aug 87        |
|            |               | (Eklund, M. - Pursiainen, M. - L. - Wilmi, P. - Salin, R.)            |                  |            |               | (Shitandayi, G. - Wanjiru, F. - Kavaya, E. - Chepkurui, F.)                     |                  |
| FRA        | 3:22.34       | Helsinki  | 14 Aug 94        | KGZ        | 3:38.7        | Tashkent  | 15 May 89        |
|            |               | (Landre, F. - Dorsile, V. - Élien, É. - Pérec, M. J.)                 |                  |            |               | (Derevyankina, L. - Ship, L. - Sukhanova, I. - Bezayeva, E.)                    |                  |
| FSM        | 4:30.89       | Susupe  | 28 Jun 06        | KIR        | 4:48.3        | Bairiki   | 10 Jul 09        |
|            |               | (Finas, A. - Ikelap, M. - Raynold, V. - Rimen, S.)                    |                  |            |               | (Taburimai, M. - Martin, B. - Kaireiti, A. - Temaka, T.)                        |                  |
| GAB        | 3:54.8        | Yaoundé   | 16 Jun 96        | KOR        | 3:39.90       | Incheon   | 2 Oct 14         |
|            |               | (Obone, G. - Azogoua, F. - Obone, P. - Zangy, D.)                     |                  |            |               | (Min Ji - Hyun - Oh Se - Ra - Park Mi - Jin - Jo Eun - Ju)                      |                  |
| <b>GAM</b> | <b>3:52.8</b> | <b>Conakry</b>  | <b>14 May 17</b> | KOS        | 4:19.6        | Mitrovicë   | 15 Sep 13        |
|            |               |   |                  |            |               | (Shala, S. - Cakiqi, F. - Shala - Zhegrova, L. - Hajdini, R.)                   |                  |
| GBR        | 3:20.04       | Osaka   | 2 Sep 07         | KUW        | 4:42.99       | Manama  | 9 Mar 13         |
|            |               | (Ohuruogu, C. - Okoro, M. - McConnell, L. - Sanders, N.)              |                  |            |               | (Al - Adwani, M. M. - Al - Farhane, M. J. - Kandarya, N. - Al - Farhane, N. F.) |                  |
| GBS        | 4:21.09       | Bissau  | 3 Jun 07         | LAO        | 4:09.19       | Vientiane   | 18-20 Sep 14     |
|            |               |   |                  |            |               |   |                  |
| GEO        | 3:39.4        | Tbilisi   | 29 May 83        | LAT        | 3:30.2        | Moskva  | 30 Jul 75        |
|            |               | (Azarashvili, M. - Mikhelidse, O. - Abramova, L. - Onyashvili, Z.)    |                  |            |               | (Dundere, A. - Štūla, S. - Barkāne, I. - Klimoviča, I.)                         |                  |
| GER        | 3:15.92       | Erfurt  | 3 Jun 84         | LBN        | 3:53.90       | Jamhour   | 3 Aug 02         |
|            |               | (Walther, G. - Busch, S. - Rübsum, D. - Koch, M.)                     |                  |            |               | (Taslakian, G. - Saikaly, N. - Bejjani, R. - Hamze, M.)                         |                  |

| COUNTRY    | MARK  | VENUE          | DATE             | COUNTRY | MARK  | VENUE        | DATE      |
|------------|---|----------------|------------------|---------|---|--------------|-----------|
| LBR        | 3:33.24   | Porto Novo     | 1 Jul 12         | PAR     | 3:59.30   | Asunción     | 27 Sep 15 |
|            | (Kutu - Akoi, Ph. - McIntosh, R. - Cooper, A. - Luogon, K.)                       |                |                  |         | (Gómez, L. - Wilms, C. - Amarilla, F. - Caballero, H.)                          |              |           |
| LCA        | 3:58.70   | Fort-de-France | 21 Apr 14        | PER     | 3:44.44   | Lima         | 14 Jun 15 |
|            | (Toussaint, St. - Leon, N. - Jules, St. - Hilton, T.)                             |                |                  |         | (Parra, D. - Meneses, C. - Copara, J. - Torres, M.)                             |              |           |
| LES        | 4:14.9  | Maseru         | 6 Apr 90         | PHI     | 3:40.9  | Manila       | 17 May 93 |
| LTU        | 3:27.54   | Moskva         | 22 Jun 83        |         | (Muros, E. - Balatulan, P. - Sinoro, R. - De Vega, L.)                          |              |           |
|            | (Navickaitė, M. - Valiulienė, T. - Mendzarytė, A. - Ambrazienė, A.)               |                |                  | PLE     | 4:53.1  | Latakia      | 19 Aug 92 |
| LUX        | 3:44.13   | Baku           | 22 Jun 15        |         | (Kabaoui, R. - Kabakali, M. - Samra, H. - Kantar, M.)                           |              |           |
|            | (Krumlovsky, T. - Mathias, C. - Nobili, M. - Reuland, K.)                         |                |                  | PLW     | 4:26.20   | Suva         | 12 Jul 03 |
| <b>MAC</b> | <b>4:05.31</b>  | <b>Macao</b>   | <b>26 May 17</b> |         | (Florencio, N. - Black, P. - Koshiba, P. - Mazo, A.)                            |              |           |
|            | <b>(Lam Choi Ieng - Ng Weng Ian - Wong Pui San - Loi Im Lan)</b>                  |                |                  | PNG     | 3:40.40   | New Delhi    | 11 Oct 10 |
| MAD        | 3:35.02   | Antananarivo   | 5 Sep 97         |         | (Barua, B. - Dell, S. - Philemon, H. - Wisil, T.)                               |              |           |
|            | (Jonary - Razaiarimalala - Rahanitraririana - Ratsimbazafy)                       |                |                  | POL     | 3:24.49   | Helsinki     | 14 Aug 05 |
| MAR        | 3:37.48   | Nice           | 14 Sep 13        |         | (Guzowska, A. - Bejnar, M. - Prokopek, G. - Jesień, A.)                         |              |           |
|            | (Grioui, H. - Lambarki, H. - Lhabz, L. - Akkaoui, M.)                             |                |                  | POR     | 3:29.38   | Barcelona    | 7 Aug 92  |
| MAS        | 3:35.83   | Singapore      | 17 Jun 93        |         | (Moreira, M. - Coelho, E. - Amaral, E. - Jardim, L.)                            |              |           |
|            | (Shanti, R. - Singarayar, J. M. - Shanti, G. - Abdul Salam, R.)                   |                |                  | PRK     | 3:48.18   | Bangkok      | 19 Dec 78 |
| MAW        | 4:01.6  | Zomba          | 29 Jun 13        |         | (Chang Geun - Ok - Chang Yong - Ae - Chung Dong - Sun - Kim Ok - Sun)           |              |           |
|            |   |                |                  | PUR     | 3:30.81   | Edmonton     | 11 Aug 01 |
|            |   |                |                  |         | (Castro, M. - Harrison, Y. - Moya, S. - Ortiz, Y.)                              |              |           |
| MDA        | 3:35.9  | Tbilisi        | 31 May 87        | PYF     | 3:59.53   | Nouméa       | 18 Dec 87 |
|            | (Ivanova, T. - Dudina, N. - Bologan, A. - Glavenko, L.)                           |                |                  |         | (Boyer, V. - Sanford, K. - Marraud, M. - L. - Ley, L.)                          |              |           |
| MDV        | 4:15.0  | Malé           | 23 Apr 11        | QAT     | 4:24.80   | Amman        | 28 Aug 08 |
|            | (Hana, M. - Hilmy, S. I. - Mohamed, R. - Moosa, A. Z.)                            |                |                  |         | (Janardhanan, J. - Al - Abdullah, N. N. - Al - Meamari, A. M. - Sassani, F. M.) |              |           |
| MEX        | 3:27.14   | Osaka          | 1 Sep 07         | ROU     | 3:25.68   | Paris        | 20 Jun 99 |
|            | (Rodríguez, Z. - Medina, G. - Vela, N. - Guevara, A.)                             |                |                  |         | (Ruicu, O. - Ripanu, A. - Barbu, A. - Tîrlea, I.)                               |              |           |
| MGL        | 4:01.0  | Irkutsk        | 22 Aug 86        | RSA     | 3:28.49   | Durban       | 26 Jun 16 |
| MHL        | 5:02.28   | Susupe         | 28 Jun 06        |         | (Griesel, J. - Palframan, J. - Nel, W. - Semenya, C.)                           |              |           |
|            | (Aimos, N. - Fisher, C. A. - Kabua, D. - Kabua, T.)                               |                |                  | RUS     | 3:18.38   | Stuttgart    | 22 Aug 93 |
| MKD        | 3:54.61   | Istanbul       | 15 Sep 02        |         | (Ruzina, Y. - Alekseyeva, T. - Ponomaryova, M. - Privalova, I.)                 |              |           |
|            | (Josifovska, I. - Dudic, K. - Matevska, A. - Blaževska, V.)                       |                |                  | RWA     | 3:58.3  | Eldoret      | 3 Sep 16  |
| MLI        | 3:45.20   | Bamako         | 13 Apr 08        |         | (Akingeneye, C.)  |              |           |
|            | (Koïta, Y. - Camara, K. - Gassama, R. - Traoré, D.)                               |                |                  | SAM     | 4:09.88   | Apia         | 15 Sep 83 |
| MLT        | 3:45.69   | Marsa          | 7 Jun 03         |         | (Schwalger, F. - Peterson, K. - Keil, M. - ?)                                   |              |           |
|            | (Attard, C. - Spiteri, S. - Pace, C. - Blake, T.)                                 |                |                  | SEN     | 3:28.02   | Sydney       | 29 Sep 00 |
| MNE        | 3:54.46   | Beograd        | 5 Jul 92         |         | (Diop, A. - Diouf, M. T. - Diouf, A. - Thiam, A. M.)                            |              |           |
|            | (Tripković, S. - Drobnjak, D. - Perutović, J. - Srdanović, D.)                    |                |                  | SEY     | 3:52.38   | Bambous      | 6 Sep 03  |
| MOZ        | 3:47.6  | Harare         | 3 Jul 05         |         | (Larue, R. - Laporte, C. - Anacoura, B. - Hoareau, J.)                          |              |           |
|            |   |                |                  | SGP     | 3:40.58   | Singapore    | 11 Jun 15 |
| MRI        | 3:39.92   | Antananarivo   | 30 Aug 90        |         | (Piriyah, T. - Prasad, D. L. - Goh Chui Ling - Pereira, S. V.)                  |              |           |
|            | (Govinden, S. - Quirin, G. - Duvergé, C. - Seebaluck, S.)                         |                |                  | SKN     | 3:35.12   | Atlanta      | 2 Aug 96  |
| MTN        | 4:52.4  | Nouakchott     | 27 Jul 12        |         | (Prentice, B. - Francis, D. - Bass, V. - Wigley, T.)                            |              |           |
|            |   |                |                  | SLE     | 3:46.77   | Ouagadougou  | 20 Jul 13 |
| MYA        | 3:35.1  | Yangon         | 30 Aug 05        |         | (Konteh, M. - Turay, A. - Ansumana, R. - Suma, M.)                              |              |           |
|            | (Yin Y. Khine - Myint M. Aye - Lai Lai Win - Kay Khine Lwin)                      |                |                  | SLO     | 3:34.77   | Thessaloniki | 18 Jun 06 |
| NAM        | 3:40.21   | Nassau         | 3 May 15         |         | (Langerholc, B. - Čeplak, J. - Puc, A. - Orešnik, S.)                           |              |           |
|            | (Herunga, T. - Mayova, G. - Kandovazu, M. - Klaasman, L.)                         |                |                  | SMR     | 4:07.75   | Nicosia      | 6 Jun 09  |
| NCA        | 3:52.49   | Cd. de Panamá  | 19 Apr 10        |         | (Maroncelli, S. - Rustignoli, B. - Pretelli, M. - Rossi, E.)                    |              |           |
|            | (Narváes, I. - Aguilera, J. - Cuadra, K. - Romero, V.)                            |                |                  | SOL     | 4:08.03   | Apia         | 8 Sep 07  |
| NED        | 3:26.98   | Río de Janeiro | 19 Aug 16        |         | (Taurikeni, J. - Fataea, J. - Flory, L. - Kwalea, P.)                           |              |           |
|            | (Ghafoor, M. - De Witte, Li. - van Leuven, N. - De Witte, La.)                    |                |                  | SOM     | 4:12.76   | Nairobi      | 11 Aug 87 |
| NEP        | 4:08.20   | Guwahati       | 11 Feb 16        |         | (Jilalow, F. I. - Ahmed, H. A. - Adawe, M. A. - Abdi, J. I.)                    |              |           |
|            | (Karki, D. M. - Chaudhary, S. - Chaudhary, K. K. - Bista, M.)                     |                |                  | SRB     | 3:35.36   | Kavala       | 2 Jul 00  |
| NGR        | 3:21.04   | Atlanta        | 3 Aug 96         |         | (Đapić, V. - Lojanica, T. - Miljković, J. - Savić, M.)                          |              |           |
|            | (Afolabi, B. - Yusuf, F. - Opara, C. - Ogunkoya, F.)                              |                |                  | SRI     | 3:35.42   | Kathmandu    | 29 Sep 99 |
| NIG        | 4:01.21   | Bamako         | 18 May 13        |         | (Dharsha, D. - De Soysa, N. - Chandralatha, B. - Edirisinghe, S.)               |              |           |
|            | (Ibrahim, B. - Mahamadou, M. - Yabo, R. - Abdoulaye, B.)                          |                |                  | STP     | 4:06.14   | Lisboa       | 13 Jul 09 |
| NMI        | 4:24.94   | Koror          | 6 Aug 10         |         | (Santo, G. - Quaresma, L. - Bonfim, C. - Leal, L.)                              |              |           |
|            | (Wonenberg, J. - Bennett, Yve. - Rangamar, L. - Bennett, Yvo.)                    |                |                  | SUD     | 3:34.84   | Alger        | 22 Jul 07 |
| NOR        | 3:31.73   | Amsterdam      | 9 Jul 16         |         | (El Jack, N. - Omar, F. J. - Musa, H. R. - Jabir, M.)                           |              |           |
|            | (Hauge, B. - Jensen, S. - Hansen, I. - Kloster, L.)                               |                |                  | SUI     | 3:28.52   | Stuttgart    | 22 Aug 93 |
| NRU        | 4:28.47   | Nuku'alofa     | 30 Aug 89        |         | (Burkart, H. - Zürcher - Scalabrin, R. - Brillante, M. - Lüthi, K.)             |              |           |
| NZL        | 3:34.62   | Glasgow        | 1 Aug 14         | SUR     | 4:00.5  | Cayenne      | 28 Mar 10 |
|            | (Bing, P. - Cull, B. - Ballantyne, Z. - Jones, L.)                                |                |                  |         | (Diko, G. - Clark, D. - Toemere, I. - v. d. Vloot, R.)                          |              |           |
| OMA        | 4:30.09   | Palembang      | 28 Sep 13        | SVK     | 3:31.66   | Amsterdam    | 9 Jul 16  |
|            | (Al - Alaoui, M. K. - Al - Habsi, S. S. - Al - Asmi, H. H. - Al - Yacoobi, B. A.) |                |                  |         | (Šalgovicová, S. - Štuková, A. - Bezeková, A. - Putalová, I.)                   |              |           |
| PAK        | 3:44.81   | Colombo        | 26 Aug 06        | SWE     | 3:31.28   | Gävle        | 19 Jun 05 |
|            | (Parveen, B. - Zahoor, S. - Ara, G. - Shafiqat, R.)                               |                |                  |         | (Björkman, E. - Klüft, C. - Stuhmann, E. - Aruhn, L.)                           |              |           |
| PAN        | 3:49.75   | San Pedro Sula | 13 Dec 97        |         |   |              |           |
|            | (Sánchez, I. - Ruiz, Z. - Moreno, V. - Alcázar, R.)                               |                |                  |         |   |              |           |



| COUNTRY | MARK    | VENUE  | DATE      |
|---------|---------|--|-----------|
| SWZ     | 3:59.55 | Gaborone   | 30 May 04 |
| SYR     | 3:49.48 | Damascus   | 13 Sep 04 |
|         |         | (Mohamed, G. - Al - Boza, F. - Mashadani, H. - Saleh, M. R.)       |           |
| TAN     | 3:53.7  | Zanzibar   | 6 Jul 03  |
|         |         | (John, L. - Japhet, P. - James, B. - Genatus, B.)                  |           |
| TGA     | 3:59.75 | Nuku'alofa   | 30 Aug 89 |
|         |         | (Makisi, M. - Tapu, T. - Tupou, T. - Aho, S.)                      |           |
| THA     | 3:33.16 | Incheon  | 2 Oct 14  |
|         |         | (Hoemhuk, P. - Eng Chuan, A. - Srimuang, K. - Yongphan, T.)        |           |
| TJK     | 3:46.2  | Moskva   | 21 Jun 83 |
|         |         | (Averyanova, V. - Tadzhiyeva, F. - Guz, O. - Gerus, T.)            |           |
| TKM     | 3:41.49 | Donetsk  | 7 Jul 89  |
|         |         | (Sergienko, N. - Oganessian, M. - Oganessian, L. - Zubkova, S.)    |           |
| TKS     | 4:47.5  | Kew  | 04        |
|         |         | (Forbes, L. - Grey, K. - Gibson, C. - Monestine, S.)               |           |
| TOG     | 3:57.55 | Lomé   | 15 May 11 |
| TPE     | 3:39.88 | Jakarta  | 29 Sep 85 |
|         |         | (Hsu Yi - Ling - Shen Su - Feng - Jen Fen - Ruu - Lai Lee - Chiao) |           |
| TTO     | 3:30.37 | Nassau   | 10 Jul 16 |
|         |         | (Bellille, J. - Selvon, K. - McKnight, S. - Williams, D.)          |           |
| TUN     | 3:41.19 | Radès  | 25 Jun 03 |
|         |         | (Najeh, S. - Nakhli, A. - Chaouachi, M. - Benhassine, A.)          |           |
| TUR     | 3:29:40 | Izmir  | 19 Jun 11 |
|         |         | (Engin, B. - Aydin, M. - Redif, M. - Saka, P.)                     |           |
| TUV     | 5:20.9  | Vaitupu  | 8 Apr 11  |
| UAE     | 4:09.70 | Muscat   | 15 Mar 15 |
| UGA     | 3:34.41 | Nairobi  | 12 Aug 87 |
|         |         | (Kyakutema, F. - Adiru, E. - Nakiyingi, F. - Buzu, G)              |           |
| UKR     | 3:21.94 | Kyiv   | 17 Jul 86 |
|         |         | (Dzhigalova, L. - Olizarenko, N. - Pinigina, M. - Vladykina, O.)   |           |
| URU     | 3:40.19 | Manaus   | 30 Jun 91 |
|         |         | (Justet, I. - Acerenza, S. - Abel, L. - Acerenza, C.)              |           |
| USA     | 3:15.51 | Seoul  | 1 Oct 88  |
|         |         | (Howard, D. - Dixon, D. - Brisco, V. - Griffith - Joyner, F.)      |           |
| UZB     | 3:33.07 | Bangkok  | 18 May 00 |
|         |         | (Vorobyeva, I. - Piskunova, Y. - Kremlyova, Y. - Senkina, N.)      |           |
| VAN     | 3:57.50 | Pirae  | 24 Aug 95 |
|         |         | (Daruhi, O. - Mermer, A. - Bice, O. - Kapalu, M. E.)               |           |
| VEN     | 3:34.30 | Barquisimeto   | 22 Jun 03 |
|         |         | (Álvares, W. - Alfonso, A. - García, Y. - Pacheco, E.)             |           |
| VIE     | 3:31.46 | Singapore  | 11 Jun 15 |
|         |         | (Ng. Thi Oanh - Ng. Thi Thuy - Quach Thi Lan - Ng. Thi Huyen)      |           |
| VIN     | 3:53.90 | Port-of-Spain  | 13 Apr 98 |
|         |         | (Nanton, S. - Richards, K. - Farrell, Y. - Lyttle, S.)             |           |
| YEM     | 4:27.52 | Amman  | 11 Oct 08 |
| ZAM     | 3:33.69 | Lusaka   | 27 Sep 14 |
| ZIM     | 3:46.98 | Harare   | 2 Jun 96  |



Superior indoor bests not ratified by federation as absolute records (‡)

|     |         |          |           |
|-----|---------|----------|-----------|
| AFG | 4:53.96 | Tehran   | 15 Feb 13 |
| ARM | 3:49.18 | Istanbul | 27 Feb 16 |
| MAC | 3:58.85 | Macao    | 1 Nov 07  |
| MGL | 3:54.87 | Macao    | 1 Nov 07  |

#### Notes (\*)

|     |   |
|-----|---|
| BLR | 3:21.85 (Kozak, A. - Khliustava, I. - Usovich, I. - Usovich, S.) Beijing 23 Aug 08 – annulled due to doping violation by S. Usovich |
| GUY | There are doubts as to the citizenship of the relay members.<br>Alternative best – 3:45.20 Fort-de-France 21 Apr 14                 |
| SLO | 3:32.50 Milano 24 Jun 07 – annulled because of doping violation of Jolanda Čepelak  |

## BEST NATIONAL PLACINGS

This section shows the best position achieved by each country in every IAAF World Championship event, with changes since 2015 shown in bold. Where known, the country of athletes representing the former Czechoslovakia, USSR or Yugoslavia is given

| COUNTRY   | POSITION   | NAME                      | MARK         | YEAR        | COUNTRY    | POSITION   | NAME                           | MARK         | YEAR        |
|---|------------|---------------------------|--------------|-------------|------------|------------|--------------------------------|--------------|-------------|
| <b>100 Metres</b>   |            |                           |              |             | GAM        | 6h4        | Amie Ndow                      | 12.63        | 1983        |
| <i>For the purpose of this listing, the preliminary round of 2011 is counted as a heat (h) and the next round as a second round (q)</i> |            |                           |              |             |            | 6h2        | Jabou Jawo                     | 12.42        | 1991        |
| AFG   | 6h3        | Lima Azimi                | 18.37        | 2003        |            | 6h1        | Jariatou George                | 12.46        | 1993        |
| AHO   | 5h6        | Evelyne Farrell           | 12.19        | 1983        |            | 6h2        | Fatou Tiyan                    | 12.22        | 2009        |
|   | 5h5        | Nadesca Sprockel          | 12.61        | 2003        | GBR        | 6s1        | Jeanette Kwakye                | 11.48        | 2011        |
| AIA   | 4h1        | Shinelle Proctor          | 12.89        | 2011        | GBS        | 7h6        | Liovalia Lopes                 | 13.43        | 2003        |
| AND   | 6h3        | Montserrat Pujol          | 13.38        | 2001        | GEO        | 4h4        | Mariam Inashvili               | 12.64        | 2003        |
| ANG   | 8q4        | Alda Paulo                | 13.02        | 2011        | GEQ        | 6h8        | Mari Paz Mosanga Motanga       | 12.73        | 2003        |
| ANT   | 6q3        | Heather Samuel            | 11.51        | 1995        | GER        | 1          | Marlies Göhr (GDR)             | 10.97        | 1983        |
| ARM   | 5h5        | Ani Khachikyan            | 12.30        | 2009        |            | 1          | Silke Gladisch (GDR)           | 10.90        | 1987        |
| ASA   | 6h8        | Savannah Sanitao          | 14.23        | 2009        |            | 1          | Kathrin Krabbe                 | 10.99        | 1991        |
|   | 6h4        | Megan West                | 13.95        | 2011        | GHA        | 6s2        | Vida Anim                      | 11.43        | 2009        |
| AUS   | 5s1        | Kerry Johnson             | 11.38        | 1991        | GRE        | 2          | Katerína Thánou                | 10.91        | 2001        |
| AUT   | 6s2        | Sabine Tröger             | 11.37        | 1993        | GRN        | 5q1        | Sherry Fletcher                | 11.32        | 2007        |
| BAH   | 2          | Chandra Sturruup          | 11.02        | 2003        | GUI        | 5h6        | Aminata Konate                 | 12.19        | 1991        |
| BAN   | 5h2        | Shamsunnahar Chumky       | 12.27        | 2003        | GUM        | 8q1        | Pollara Cobb                   | 12.55        | 2011        |
| BAR   | 6h3        | June Caddle               | 12.56        | 1983        | HKG        | 5h5        | Ka-Yi Ng                       | 12.26        | 1987        |
|   | 6h3        | Joy-Ann Eli               | 12.42        | 1991        |            | 5h8        | Wan Kin Yee                    | 12.27        | 2003        |
| BDI   | 7h3        | Judith Nimpaye            | 14.65        | 1983        | INA        | 4h8        | Serafi Anelies Unani           | 12.05        | 2009        |
| BEL   | 5          | Kim Gevaert               | 11.05        | 2007        | IRQ        | 7h2        | Dana Abdulrazak Al-Khafaji     | 12.38        | 2009        |
| BEN   | dns/q1     | Felicité Bada             | -            | 1987        | ISV        | 7q4        | LaVerne Jones                  | 11.51        | 2005        |
| BIZ   | 7q1        | Kaina Martínez            | 12.18        | 2011        | ITA        | 7s1        | Manuela Levorato               | 11.50        | 2001        |
| BLR   | 8          | Yuliya Nesterenko         | 11.13        | 2005        | IVB        | 7s1        | Tahesia Harrigan               | 11.34        | 2009        |
| <b>BRA</b>  | 4s2        | Ana da Silva              | 11.25        | 2013        | <b>JAM</b> | 1          | Veronica Campbell              | 11.01        | 2007        |
|   | <b>4s2</b> | <b>Rosângela Santos</b>   | <b>11.07</b> | <b>2015</b> |            | 1          | Shelly-Ann Fraser              | 10.73        | 2009        |
| BRN   | DQ/q3      | Rakia Al-Gassra           | (11.51)      | 2009        |            | 1          | Shelly-Ann Fraser-Pryce        | 10.71        | 2013        |
| BUL   | 5          | Aneliya Nuneva            | 11.09        | 1987        |            | <b>1</b>   | <b>Shelly-Ann Fraser-Pryce</b> | <b>10.76</b> | <b>2015</b> |
| BUR   | 5h3        | Mariama Ouiminga          | 12.26        | 1991        | JOR        | 6h7        | Rima Taha                      | 13.00        | 2003        |
| CAF   | 7h4        | Denise Ouabangui          | 12.69        | 1991        |            | 6h3        | Basma Al-Eshosh                | 12.37        | 2005        |
|   | 7h5        | Marie-Victoire Mboh       | 13.25        | 2005        | <b>JPN</b> | <b>7s2</b> | <b>Chisato Fukushima</b>       | <b>11.32</b> | <b>2015</b> |
| CAM   | 6h2        | Sou Tit Linda             | 13.45        | 2005        | <b>KAZ</b> | <b>6s2</b> | <b>Viktoriya Zybalkina</b>     | <b>11.19</b> | <b>2015</b> |
| CAN   | 5          | Angela Bailey             | 11.20        | 1983        | KIR        | 6h4        | Kaitinano Mwemweata            | 13.80        | 2005        |
| CAY   | 6h2        | Cydonie Mothersill        | 11.87        | 1997        | KOR        | 6q6        | Jeong Hye-Lim                  | 11.88        | 2011        |
| CGO   | 6h7        | Judith Missengné          | 12.84        | 1987        | LAO        | 6h7        | Thoumphone Phommasanh          | 13.86        | 1995        |
| CHA   | 7h7        | Florance Dembert          | 13.01        | 2007        |            | 6h6        | Philaylack Sackpraseuth        | 13.42        | 2009        |
| <b>CHI</b>  | <b>6h3</b> | <b>Isidora Jiménez</b>    | <b>11.47</b> | <b>2015</b> |            | 6h1        | Boudsadee Vongdala             | 13.56        | 2011        |
| <b>CHN</b>  | <b>8s1</b> | <b>Wei Yongli</b>         | <b>11.27</b> | <b>2015</b> | <b>LBN</b> | <b>7h3</b> | <b>Aziza Sbaity</b>            | <b>11.98</b> | <b>2015</b> |
| CIV   | 2          | Murielle Ahoure           | 10.93        | 2013        | LBR        | 5q2        | Phobay Kuntu-Akoi              | 11.61        | 2011        |
| CMR   | 5s1        | Myriam Mani               | 11.26        | 2001        | LES        | 8h3        | Selloane Tsoaeli               | 13.29        | 2007        |
| COD   | 4h4        | Maguy Safi Makanda        | 13.05        | 2011        | LTU        | 4q2        | Agné Eggerth                   | 11.36        | 2003        |
| COK   | 8q3        | Patricia Taea             | 12.63        | 2011        | MAC        | 5h6        | Cheong Im Wa                   | 13.04        | 2005        |
| COL   | 6q3        | Yomara Hinestroza         | 11.57        | 2011        | MAD        | 7q1        | Lalao Ravaonirina              | 11.81        | 1991        |
| COM   | 7q6        | Feta Ahamada              | 12.22        | 2011        |            | 7q4        | Hanitriniana Rakotondrabe      | 11.46        | 1995        |
| CPV   | 7h4        | Ismenia da Frederico      | 13.03        | 1993        |            | 7q2        | Hanitriniana Rakotondrabe      | 11.49        | 1997        |
| CRO   | 6h2        | Rahela Markt              | 11.87        | 1995        | MAS        | 8q3        | Shanti Govindasamy             | 11.89        | 1991        |
| CUB   | 8          | Liliana Allen             | 11.23        | 1993        | MDV        | 6h8        | Fathimath Fezleen              | 14.08        | 1991        |
| <b>CYP</b>  | 8s2        | Eleni Artimata            | 11.49        | 2009        |            | 6h2        | Shamha Ahmed                   | 12.27        | 2001        |
|   | <b>8s2</b> | <b>Ramona Papaioannou</b> | <b>11.38</b> | <b>2015</b> | MEX        | 5s1        | Liliana Allen                  | 11.13        | 1999        |
| CZE   | 5h3        | Hana Benesová             | 11.72        | 1993        | MGL        | 4h1        | Jatamsuren Odgongcimeg         | 12.26        | 1991        |
| DEN   | 7q2        | Dorthe Rasmussen          | 11.67        | 1983        | MKD        | 7q2        | Ivana Rozman                   | 12.44        | 2011        |
| DJI   | 9h5        | Fathia Ali Bouraleh       | 14.14        | 2007        | MLI        | 7q2        | Kadiatou Camara                | 11.73        | 2003        |
| DMA   | 5q1        | Hermin Joseph             | 11.44        | 1995        |            | 7q7        | Djénébou Dante                 | 12.32        | 2011        |
| DOM   | 8s2        | Mariely Sánchez           | 11.41        | 2013        | MLT        | 4q5        | Diane Borg                     | 12.22        | 2011        |
| ECU   | 4h6        | Ángela Tenorio            | 11.53        | 2013        | MNE        | 6h8        | Milena Milašević               | 12.24        | 2007        |
| ESP   | 7q4        | Cristina Castro           | 11.71        | 1991        | MNT        | 7h2        | Lorraine Nanton                | 13.30        | 1987        |
| FIJ   | 7h5        | Litiana Miller            | 14.23        | 1999        | MOZ        | 7q4        | Aneterica Quive                | 12.40        | 2011        |
| FIN   | 6          | Helinä Marjamaa           | 11.24        | 1983        | MRI        | 5h1        | Jane Thondojee                 | 12.36        | 1991        |
| FRA   | 3          | Christine Arron           | 10.98        | 2005        | MTN        | 7h7        | Aminata Kamissoko              | 13.70        | 2003        |
| FSM   | 6h6        | Evangeleen Ikelap         | 13.51        | 2005        |            | 7h4        | Boukou Camara                  | 14.05        | 2011        |
| GAB   | 4s2        | Ruddy Zang Milama         | 11.43        | 2011        | NAM        | 6h8        | Judith Boshoff                 | 12.14        | 1995        |
|   |            |                           |              |             | NCA        | 5h3        | Irma Navarrete                 | 12.93        | 2003        |



| COUNTRY    | POSITION   | NAME                       | MARK         | YEAR        | COUNTRY           | POSITION   | NAME                     | MARK         | YEAR        |
|------------|------------|----------------------------|--------------|-------------|-------------------|------------|--------------------------|--------------|-------------|
| GUI        | 5h2        | Koumba Kante               | 27.86        | 1983        | TKM               | DQ/h3      | Yelena Ryabova           | (24.61)      | 2013        |
| HUN        | 8q3        | Ágnes Kozary               | 23.99        | 1991        | TPE               | 5q1        | Wang Huei-Chen           | 23.32        | 1993        |
| INA        | 6h5        | Rita Pattipeilohy          | 25.59        | 1993        | <b>TTO</b>        | 4s3        | Kelly-Ann Baptiste       | 22.96        | 2009        |
| IRI        | 7h5        | Maryam Toosi               | 24.17        | 2011        |                   | 4s3        | Kai Selvon               | 23.11        | 2011        |
| IRL        | 5s3        | Sarah Reilly               | 23.24        | 2001        |                   | <b>4s2</b> | <b>Semoy Hackett</b>     | <b>22.75</b> | <b>2015</b> |
| IRQ        | 7h6        | Dana Abdul Razak           | 24.57        | 2013        | UKR               | 1          | Zhanna Pintusevich       | 22.32        | 1997        |
| ISR        | 8s2        | Orit Kolodni               | 24.27        | 1991        | URS               | 4          | Irina Privalova (RUS)    | 22.28        | 1991        |
| ISV        | 3s2        | LaVerne Jones-Ferrette     | 22.74        | 2009        | URU               | 7q2        | Margarita Grun           | 24.59        | 1983        |
| <b>ITA</b> | 5s1        | Manuela Levorato           | 23.13        | 2001        | USA               | 1          | Inger Miller             | 21.77        | 1999        |
|            | <b>5s3</b> | <b>Gloria Hooper</b>       | <b>22.92</b> | <b>2015</b> |                   | 1          | Allyson Felix            | 22.16        | 2005        |
| IVB        | 6q2        | Tahesia Harrigan           | 23.52        | 2007        |                   | 1          | Allyson Felix            | 21.81        | 2007        |
| JAM        | 1          | Merlene Ottey              | 21.98        | 1993        |                   | 1          | Allyson Felix            | 22.02        | 2009        |
|            | 1          | Merlene Ottey              | 22.12        | 1995        | UZB               | 5q2        | Guzel Khubbieva          | 23.28        | 2007        |
|            | 1          | Veronica Campbell-Brown    | 22.22        | 2011        | VAN               | DNS/h1     | Mary Estelle Kapalu      | -            | 1991        |
|            | 1          | Shelly-Ann Fraser-Pryce    | 22.17        | 2013        | <b>VEN</b>        | <b>5h4</b> | <b>Nercely Soto</b>      | <b>23.16</b> | <b>2015</b> |
| JPN        | 8s1        | Chisato Fukushima          | 23.52        | 2011        | VIE               | 7h2        | Nguyen Tuyet Thi Mai     | 26.55        | 1993        |
| <b>KAZ</b> | <b>5s1</b> | <b>Viktoriya Zybkina</b>   | <b>22.77</b> | <b>2015</b> |                   | 7h2        | Thi Huong Vu             | 24.63        | 2003        |
| KIR        | 8h1        | Kaitinano Mwemweata        | 28.76        | 2001        | VIN               | 5h2        | Kineke Alexander         | 23.42        | 2013        |
| KOR        | 8q2        | Mo Myong-hee               | 24.74        | 1983        | YEM               | 8h2        | Hana Ali Ahmed (PRY)     | 29.00        | 1987        |
| LBN        | 6h4        | Mirna El-Laz               | 26.97        | 1993        | YUG               | 5h5        | Marina Filipović (SRB)   | 23.54        | 1997        |
|            | 6h3        | Gretta Taslakian           | 24.35        | 2007        | ZIM               | DNS/q1     | Gailey Dube              | -            | 1991        |
| LBR        | 7h6        | Melvina Vulah              | 26.11        | 1993        |                   |            |                          |              |             |
| LCA        | 8h3        | Cornelia Baptiste          | 26.29        | 1983        | <b>400 Metres</b> |            |                          |              |             |
|            | 8h4        | Vernetta Lesforis          | 24.27        | 1997        | ALB               | DQ/h6      | Klodiana Shala           | (56.69)      | 2001        |
| LES        | 6h5        | Lineo Shoai                | 25.63        | 2003        | ANG               | 6h1        | Guilhermina da Cruz      | 55.34        | 1993        |
| MAS        | 8q2        | Shanti Govindasamy         | 24.19        | 1991        | ANT               | 6h2        | Jocelyn Joseph           | 55.61        | 1987        |
| MDA        | 7q3        | Yana Burtasenkova          | 23.99        | 1993        | ARG               | 8h4        | Olga Conte               | 55.82        | 1997        |
| MDV        | 6h3        | Afa Ismail                 | 26.16        | 2013        | <b>ARM</b>        | <b>6h2</b> | <b>Amaliya Sharoyan</b>  | <b>54.16</b> | <b>2015</b> |
| MEX        | 8q2        | Zudirey Rodríguez          | 24.31        | 2007        | AUS               | 1          | Cathy Freeman            | 49.77        | 1997        |
| MGL        | 7h3        | Jatamsuren Odgoncimeg      | 25.48        | 1991        |                   | 1          | Cathy Freeman            | 49.67        | 1999        |
| MLI        | 6h3        | Aminata Diarra             | 26.46        | 1987        | BAH               | 1          | Tonique Williams-Darling | 49.55        | 2005        |
| MLT        | 6h2        | Deirdre Caruana            | 25.96        | 1993        | BAR               | 6h7        | Melissa Straker          | 53.97        | 1999        |
| MRI        | 6h3        | Jane Thondojee             | 25.46        | 1991        | BEN               | 7h4        | Rachelle Godonou         | 63.39        | 1993        |
| MYA        | 5h2        | Kay Khine Lwin             | 24.50        | 2007        |                   | 7h5        | Claudine Yemalin         | 58.82        | 2009        |
| NCA        | 6h6        | Marisol Garcia             | 25.92        | 1983        | BIH               | 7h4        | Dijana Kojić             | 55.06        | 1997        |
| <b>NED</b> | <b>1</b>   | <b>Dafne Schippers</b>     | <b>21.63</b> | <b>2015</b> |                   | 7h6        | Dijana Kojić             | 56.08        | 1999        |
| NGR        | 3          | Blessing Okagbare          | 22.32        | 2013        | BIZ               | 7h1        | Marjorie Gentle          | 64.00        | 1983        |
| NZL        | 3s3        | Monique Williams           | 22.90        | 2009        | BLR               | 7          | Ilna Usovich             | 50.54        | 2007        |
| PAK        | 8h6        | Shabana Akhtar             | 26.39        | 1993        | BOT               | 1          | Amantle Montsho          | 49.56        | 2011        |
| PHI        | 7q1        | Lydia de Vega              | 24.26        | 1983        | BRA               | 5s2        | Maria Figueirêdo         | 52.24        | 1987        |
| PNG        | DNS/q4     | Elanga Buala               | -            | 1983        |                   | 5s2        | Geisa Coutinho           | 51.87        | 2011        |
| POL        | 7          | Ewa Kasprzyk               | 22.52        | 1987        | BUL               | 6s2        | Daniela Georgieva        | 51.65        | 1995        |
| POR        | 5q3        | Lucrécia Jardim            | 23.16        | 1993        | CAF               | 5h3        | Denise Ouabangui         | 57.18        | 1993        |
|            | 5q1        | Lucrécia Jardim            | 23.16        | 1997        | CAN               | 5          | Marita Payne             | 50.06        | 1983        |
| PUR        | 5h2        | Carol Rodríguez            | 23.54        | 2009        | CGO               | 6h3        | Lasnet Nkouka            | 57.95        | 1993        |
| ROU        | 4h3        | Andreea Ogrezeanu          | 23.83        | 2013        | CHA               | 5          | Kaltouma Nadjina         | 50.80        | 2001        |
| RSA        | 5s2        | Evette Armstrong           | 22.76        | 1993        | CHN               | 8s3        | Zhang Hengyun            | 52.59        | 1995        |
| RUS        | 1          | Anastasiya Kapachinskaya   | 22.38        | 2003        |                   | 8s1        | Li Jing                  | 53.46        | 1995        |
| SEN        | 5s2        | Aïda Diop                  | 22.94        | 2001        | CIV               | 6h4        | Louise Ayétotché         | 55.44        | 1999        |
| SEY        | 7h6        | Marie-Ange Wirtz           | 26.13        | 1983        | CMR               | 7          | Mireille Nguimgo         | 51.97        | 2001        |
| <b>SGP</b> | <b>8h5</b> | <b>Veronica Pereira</b>    | <b>24.22</b> | <b>2015</b> | COD               | 8h7        | Bipendu Mbombo           | 61.60        | 1995        |
| SKN        | 5s3        | Virgil Hodge               | 23.19        | 2009        | COL               | 5          | Ximena Restrepo          | 50.91        | 1993        |
| SLE        | 6h3        | Ekunday Williams           | 25.35        | 2001        | COM               | DQ/h7      | Ahamada Hapoulata        | -            | 1999        |
| SLO        | 5          | Alenka Bikar               | 23.00        | 2001        | CPV               | 9h2        | Vera Barbosa             | 58.56        | 2007        |
| SOL        | 8h4        | Florence Gaza              | 30.43        | 1983        | CRC               | 6h1        | Zoila Stewart            | 53.48        | 1995        |
| SOM        | 6h2        | Abdikarim Sheikh Fowzio    | 30.87        | 2007        |                   | 6h4        | Zoila Stewart            | 54.03        | 1997        |
| SRI        | 2          | Susanthika Jayasinghe      | 22.39        | 1997        |                   | 6h1        | Zoila Stewart            | 54.55        | 1999        |
| <b>SUI</b> | <b>4s1</b> | <b>Mujinga Kambundji</b>   | <b>22.64</b> | <b>2015</b> |                   | 6h6        | Sharolyn Scott           | 55.63        | 2009        |
| SUR        | 7h2        | Suayana Wahi               | 24.74        | 2009        | CRO               | 6h3        | Kristina Perica          | 53.52        | 1999        |
| SVK        | 6h6        | Lucia Ivanová              | 24.12        | 2003        | CUB               | 5s3        | Julia Duporty            | 51.85        | 1995        |
| SWE        | 5q4        | Lena Möller                | 23.56        | 1983        |                   | 5s2        | Nancy McLeon             | 51.46        | 1995        |
| SWZ        | 7h1        | Annah Mathunjwa            | 29.38        | 1983        |                   | 5s3        | Indira Terrero           | 51.87        | 2009        |
|            | 7h3        | Geinile Moyang             | 27.79        | 2005        | CYP               | 4h2        | Theodora Kyriakou        | 54.49        | 1993        |
|            | 7h1        | Nomvula Dlamini            | 25.70        | 2009        | CZE               | 6          | Helena Fuchsová          | 50.66        | 1997        |
|            | 7h3        | Phumlile Ndzinisa          | 24.15        | 2011        | ESP               | 3          | Sandra Myers             | 49.78        | 1991        |
| SYR        | DNF/h1     | Mounira Al-Saleh           | -            | 2009        | EST               | 7s1        | Maris Mägi               | 53.27        | 2011        |
| TCH        | 6q2        | Štěpánka Sokolová (CZE)    | 23.75        | 1983        | ETH               | 8s1        | Fantu Magiso             | 53.41        | 2011        |
| TGA        | 5h1        | Lusia Puleanga             | 26.40        | 1993        | FIJ               | 7s2        | Makelesi Bulikiobo       | 52.27        | 2003        |
| <b>TJK</b> | <b>8h7</b> | <b>Kristina Pronzhenko</b> | <b>25.77</b> | <b>2015</b> | FIN               | 7h3        | Kirsi Mykkänen           | 53.10        | 2005        |



| COUNTRY    | POSITION   | NAME                         | MARK         | YEAR        | COUNTRY           | POSITION   | NAME                        | MARK           | YEAR        |
|------------|------------|------------------------------|--------------|-------------|-------------------|------------|-----------------------------|----------------|-------------|
| FRA        | 1          | Marie-José Pérec             | 49.13        | 1991        | SEN               | 1          | Amy Mbacké Thiam            | 49.86          | 2001        |
|            | 1          | Marie-José Pérec             | 49.28        | 1995        | SKN               | 5s1        | Tiandra Ponteen             | 51.88          | 2005        |
| GBR        | 1          | Christine Ohuruogu           | 49.61        | 2007        | SOL               | DNS/h3     | Florence Gaza               | -              | 1983        |
|            | 1          | Christine Ohuruogu           | 49.41        | 2013        | SRI               | 6s1        | Damayanthi Dharsha          | 51.83          | 2001        |
| GBS        | 6h1        | Graciela Martins             | 58.22        | 2011        | SUD               | 4s1        | Nawal El Jack               | 51.85          | 2005        |
| GEQ        | 7h2        | Juliana Nzang Obieng         | 64.13        | 1991        | SUI               | DNS/q3     | Martha Grossenbacher        | -              | 1991        |
| GER        | 2          | Petra Müller (GDR)           | 49.94        | 1987        | <b>SVK</b>        | <b>7h1</b> | <b>Iveta Putalova</b>       | <b>52.52</b>   | <b>2015</b> |
| GHA        | 5h3        | Mercy Addy                   | 54.13        | 1987        | SWE               | 5s1        | Moa Hjelm                   | 52.35          | 2011        |
| GIB        | 7h4        | Sharron Celecia              | 61.03        | 1995        | SWZ               | 8h2        | Phumlile Ndzinisa           | 56.36          | 2013        |
| GRE        | 5h3        | Chrisoula Goudenoúdi         | 52.33        | 2003        | SYR               | DNS/q2     | Hala El-Moughrabi           | -              | 1983        |
| GRN        | 8s1        | HazelAnn Regis               | 51.95        | 2003        | TAN               | 6q3        | Leticia Athanas             | 56.92          | 1983        |
| GUA        | 6q4        | Patricia Meigham             | 59.85        | 1983        | TCH               | 1          | Jarmila Kratochvílová (CZE) | 47.99          | 1983        |
| <b>GUY</b> | <b>3s1</b> | <b>Aliann Pompey</b>         | <b>50.71</b> | <b>2009</b> | THA               | 4h3        | Noodang Phimpoo             | 54.01          | 1993        |
| HAI        | 6h3        | Ginou Etienne                | 53.89        | 2007        | TKM               | DQ/h1      | Alena Petrova               | (53.60)        | 2001        |
| HUN        | 7s1        | Judit Forgács                | 52.74        | 1983        | TKS               | DQ/h3      | Sharmaine Williams          | -              | 1991        |
|            | 7s2        | Judit Forgács                | 52.99        | 1987        | TOG               | 6h1        | Sandrine Kangni-Thiébaud    | 52.50          | 2003        |
|            | 7s2        | Barbara Petráhn              | 52.12        | 2007        | TPE               | 7h1        | Hsu Pei-Chin                | 54.93          | 1995        |
| IND        | 8s2        | K. M. Beenamol               | 52.68        | 2001        | TTO               | DNS/h4     | Adina Valdez                | -              | 1987        |
| IRL        | 4s1        | Joanne Cuddihy               | 50.73        | 2007        | TUR               | 6h3        | Öznur Dursun                | 54.21          | 1995        |
| <b>IRQ</b> | <b>5h2</b> | <b>Alaa Jassim</b>           | <b>55.62</b> | <b>2011</b> | UGA               | 5h2        | Grace Birungi               | 53.92          | 1995        |
| ISR        | 7s3        | Anna Tkach                   | 52.25        | 2003        | <b>UKR</b>        | <b>3s3</b> | <b>Natalya Pygyda</b>       | <b>51.02</b>   | <b>2013</b> |
| ISV        | 7q2        | Iviechia Petrus              | 57.24        | 1983        | URS               | 1          | Olga Bryzgina (UKR)         | 49.38          | 1987        |
| <b>ITA</b> | <b>3s1</b> | <b>Libania Grenot</b>        | <b>51.14</b> | <b>2015</b> | URU               | DNS/q1     | Margarita Grun              | -              | 1983        |
| JAM        | 2          | Sandie Richards              | 49.79        | 1997        | <b>USA</b>        | 1          | Jearl Miles                 | 49.82          | 1993        |
|            | 2          | Lorraine Fenton              | 49.88        | 2001        |                   | 1          | Sanya Richards              | 49.00          | 2009        |
|            | 2          | Lorraine Fenton              | 49.43        | 2003        |                   | <b>1</b>   | <b>Allyson Felix</b>        | <b>49.26</b>   | <b>2015</b> |
|            | 2          | Shericka Williams            | 49.32        | 2009        | UZB               | 7h1        | Yelena Piskunova            | 55.44          | 1999        |
| JOR        | 7h6        | Rania Al-Qebali              | 60.90        | 2009        | VAN               | 6h5        | Mary Estelle Kapalu         | 56.06          | 1993        |
| JPN        | 8s1        | Asami Tanno                  | 51.81        | 2007        | VEN               | 7h4        | Eliana Pacheco              | 54.32          | 2003        |
| KAZ        | 6h2        | Svetlana Bodritskaya         | 53.74        | 1999        | <b>VIN</b>        | <b>6s1</b> | <b>Kineke Alexander</b>     | <b>53.43</b>   | <b>2009</b> |
|            | 6h1        | Marina Maslenko              | 54.38        | 2009        |                   | 6s2        | Kineke Alexander            | 51.64          | 2013        |
| <b>KEN</b> | 7s3        | Fransisca Chepkurui          | 52.86        | 1987        | YUG               | 6h5        | Marina Filipović (SRB)      | 53.16          | 1997        |
|            | 7s2        | Joy Zakari                   | 52.69        | 2009        | <b>ZAM</b>        | <b>6s3</b> | <b>Racheal Nachula</b>      | <b>53.30</b>   | <b>2011</b> |
|            | <b>7s3</b> | <b>Maureen Maiyo</b>         | <b>51.92</b> | <b>2015</b> | <b>800 Metres</b> |            |                             |                |             |
| <b>LAT</b> | <b>4h3</b> | <b>Gunta Latīševa-Čudare</b> | <b>52.17</b> | <b>2015</b> | ALB               | 4h3        | Luiza Gega                  | 2:03.21        | 2011        |
| LBN        | 5h1        | Greta Taslakian              | 57.06        | 2001        | ALG               | 6s2        | Nouria Mérah-Benida         | 2:01.08        | 1997        |
| LBR        | 5h7        | Grace-Ann Dinkins            | 53.25        | 1999        | AND               | 7h1        | Natalia Gallego             | 2:13.46        | 2007        |
| LCA        | DNS/q1     | Cornelia Baptiste            | -            | 1983        |                   | 7h4        | Natalia Gallego             | 2:18.75        | 2009        |
| LTU        | 8s2        | Agne Šerkšniene              | 52.48        | 2013        | ANG               | 7h2        | Lilian Silva                | 2:09.17        | 2007        |
| MAC        | 8h3        | Hoi Wai Kuan                 | 60.75        | 2003        | ANT               | 9h3        | Janill Williams             | 2:15.04        | 2001        |
| MAD        | DNS/h5     | Ony Paule Ratsimbazafy       | -            | 1999        | AUS               | 7s1        | Tamsyn Lewis                | 2:03.16        | 2001        |
| MAS        | 4h4        | Josephine Mary Singarayar    | 54.56        | 1987        | AUT               | 2          | Stephanie Graf              | 1:57.20        | 2001        |
| MAW        | 7h4        | Ambwene Simukonda            | 54.81        | 2011        | BEL               | 8s1        | Sandra Stals                | 2:09.22        | 1999        |
| MDA        | 5h4        | Yana Burtasenkova            | 53.12        | 1993        | <b>BEN</b>        | <b>6h5</b> | <b>Noélie Yarigo</b>        | <b>2:02.48</b> | <b>2015</b> |
|            | <b>5h1</b> | <b>Olesea Cojuhari</b>       | <b>52.45</b> | <b>2013</b> | BER               | 8s2        | Jennifer Bean               | 2:21.93        | 1983        |
| MDV        | 7h2        | Aminath Nasheeda             | 67.87        | 1993        | <b>BLR</b>        | <b>1</b>   | <b>Maryna Arzamasava</b>    | <b>1:58.03</b> | <b>2015</b> |
| MEX        | 1          | Ana Guevara                  | 48.89        | 2003        | BRA               | 5s1        | Luciana Mendes              | 1:59.45        | 1997        |
| MKD        | DQ/h2      | Verica Dimitrovska           | (57.09)      | 2001        | BUL               | 6s2        | Totka Petrova               | 2:01.32        | 1983        |
| MLI        | DNS/q4     | Fatalmoudou Toure            | -            | 1983        | CAF               | 7h6        | Mireille Derebona           | 2:30.08        | 2007        |
| MTN        | DQ/h2      | Khoury Keita                 | -            | 2009        | <b>CAN</b>        | <b>2</b>   | <b>Melissa Bishop</b>       | <b>1:58.12</b> | <b>2015</b> |
| MYA        | 7h1        | Phyo Thet Khin               | 60.35        | 2009        | CGO               | 6h1        | Leontine Tsiba              | 2:07.34        | 1997        |
| NAM        | 7s1        | Tjipekapora Herunga          | 52.28        | 2013        | CHN               | 6          | Liu Li                      | 2:04.45        | 1993        |
| NCA        | 7h5        | Maritza Figueroa             | 57.64        | 1999        | CIV               | 8s1        | Celestine Ndrin             | 2:08.14        | 1983        |
| <b>NEP</b> | <b>7h4</b> | <b>Dil Maya Karki</b>        | <b>60.99</b> | <b>2015</b> | COD               | 6h1        | Kungu Bakombo               | 2:19.68        | 1983        |
| NGR        | 4          | Falilat Ogunkoya             | 50.03        | 1999        | COK               | 5h1        | Attina Sawtell              | 2:18.22        | 1983        |
| NIG        | 6h3        | Zeinabou Jean Wali           | 65.03        | 1991        | COL               | 4s1        | Rosibel García              | 2:00.79        | 2011        |
| NOR        | 8s2        | Sølvi Olsen                  | 53.63        | 1991        | COM               | 6h3        | Soifiya Mohamed             | 2:55.64        | 1983        |
| NZL        | 6h5        | Jane Arnott                  | 52.57        | 2001        | CUB               | 1          | Ana Quirot                  | 1:56.11        | 1995        |
| <b>PAK</b> | <b>4h4</b> | <b>Rozina Shafqat</b>        | <b>60.72</b> | <b>2009</b> |                   | 1          | Ana Quirot                  | 1:57.14        | 1997        |
| PAN        | 7q3        | Irina Ambulo                 | 58.33        | 1983        |                   | 1          | Zulia Calatayúd             | 1:58.82        | 2005        |
| PAR        | 8h4        | Graciela von Schmeling       | 57.37        | 1991        | CYP               | DNS/h3     | Andri Avraam                | -              | 1987        |
| PNG        | 6q2        | Elanga Buala                 | 56.96        | 1983        | CZE               | 1          | Ludmila Formanová           | 1:56.68        | 1999        |
| POL        | 6s2        | Grażyna Prokopek             | 51.89        | 2003        | DEN               | 7s2        | Tina Krebs                  | 2:02.19        | 1983        |
| POR        | 8q3        | Carmo Tavares                | 52.86        | 1999        | DJI               | 8h2        | Markabo Djama Liban         | 2:50.95        | 2005        |
| ROU        | 4s1        | Bianca Razor                 | 51.49        | 2013        |                   | 8h2        | Zourah Ali                  | 2:36.36        | 2011        |
| RSA        | 4s2        | Heide Seýerling              | 50.87        | 2001        | DMA               | 6h3        | Dawn Sewer-Williams         | 2:03.35        | 1997        |
| RUS        | 3          | Antonina Krivoshapka         | 49.71        | 2009        | ESP               | 3          | Maite Martínez              | 1:57.62        | 2007        |
| RWA        | 8h3        | Donata Mutegwamaso           | 60.04        | 1999        | ETH               | 3s3        | Fantu Magiso                | 1:59.17        | 2011        |
| SAM        | 7h5        | Vanessa Barlow               | 61.53        | 1987        |                   |            |                             |                |             |

| COUNTRY    | POSITION   | NAME                       | MARK           | YEAR        | COUNTRY            | POSITION      | NAME                        | MARK           | YEAR        |
|------------|------------|----------------------------|----------------|-------------|--------------------|---------------|-----------------------------|----------------|-------------|
| FIJ        | 7h4        | Karolina Tanono            | 2:15.12        | 1993        | RUS                | 2             | Lyubov Gurina               | 1:57.10        | 1993        |
| FIN        | 4h1        | Satu Jääskeläinen          | 2:03.66        | 1993        |                    | 2             | Yelena Afanasyeva           | 1:57.56        | 1997        |
| FRA        | 4          | Patricia Djaté             | 1:57.04        | 1995        | RWA                | 7h3           | Laurence Niyonsaba          | 2:12.52        | 1993        |
| GAB        | 8h1        | Marlyse Nsourou            | 2:14.47        | 2005        | SGP                | 7h3           | Cheong Tsui Fong            | 2:19.35        | 1995        |
| GAM        | 7h2        | Adama Njie                 | 2:13.50        | 1997        | SLO                | 5             | Brigita Langerholc          | 1:58.52        | 2007        |
| GBR        | 2          | Kelly Holmes               | 2:00.18        | 2003        | SMR                | 7h5           | Monica Randi                | 2:16.00        | 1997        |
| GBS        | 8h2        | Alberta Cape               | 2:19.79        | 1999        | <b>SRB</b>         | <b>DNS/h3</b> | <b>Amela Terzić</b>         | -              | <b>2015</b> |
| GEQ        | 8h1        | Emilia Mikue Ondo          | 2:15.72        | 2007        | STP                | 5h2           | Maria Lomba                 | 2:21.90        | 1983        |
| GER        | 1          | Sigrun Wodars (GDR)        | 1:55.26        | 1987        | SUD                | 7h5           | Tamador Ismail              | 2:41.51        | 1993        |
| GHA        | 7          | Akosua Serwah              | 2:03.24        | 2003        |                    | 7h5           | Rita Martin                 | 2:43.22        | 1995        |
| GRE        | 5h2        | Theoni Kostopoulou         | 2:07.32        | 1997        |                    | 7h1           | Abok Shol                   | 2:16.74        | 1997        |
| GRN        | 4h1        | Neisha Bernard-Thomas      | 2:04.55        | 2009        | <b>SUI</b>         | <b>3s1</b>    | <b>Selina Büchel</b>        | <b>1:58.63</b> | <b>2015</b> |
| GUI        | 8h2        | Fanta Camara               | 2:20.78        | 1995        | SUR                | 2             | Letitia Vriesde             | 1:56.68        | 1995        |
| GUM        | 7h5        | Nicole Layson              | 2:36.14        | 2007        | SVK                | 3s1           | Lucia Klocová               | 1:58.62        | 2007        |
| GUY        | 6s2        | Marian Burnett             | 2:02.75        | 2009        | SWE                | 6s1           | Jill McCabe                 | 2:01.91        | 1983        |
| HUN        | 6s3        | Judit Varga                | 2:02.20        | 2003        | SYR                | 4h3           | Hala el Moughrabi           | 2:15.37        | 1983        |
| <b>IND</b> | <b>5s2</b> | <b>Tintu Luka</b>          | <b>2:00.95</b> | <b>2011</b> | TAN                | 6s1           | Lwiza John                  | 2:01.92        | 1999        |
| IRL        | 6h4        | Ashling Molloy             | 2:02.31        | 1991        | TCH                | 1             | Jarmila Kratochvílová (CZE) | 1:54.68        | 1983        |
|            | 6h4        | Ashling Molloy             | 2:04.15        | 1995        | TKS                | 7h4           | Sharmaine Williams          | 3:00.97        | 1991        |
| <b>ISL</b> | <b>5h6</b> | <b>Aníta Hinriksdóttir</b> | <b>2:01.01</b> | <b>2015</b> | TOG                | 7h1           | Ablavi Agbenyeke            | 2:23.19        | 1993        |
| ITA        | 6          | Elisa Cusma                | 1:58.81        | 2009        | TUN                | 5h3           | Abir Nakhli                 | 2:04.43        | 2003        |
| <b>JAM</b> | <b>5</b>   | <b>Kenia Sinclair</b>      | <b>1:58.66</b> | <b>2011</b> | TUR                | 5h1           | Öznur Dursun                | 2:04.62        | 1997        |
| JOR        | 7h4        | Khadeeja Al-Matari         | 2:28.72        | 1983        | UGA                | 5s1           | Annet Negesa                | 2:01.51        | 2011        |
|            | 7h2        | Alia Al-Matari             | 2:15.23        | 1993        | UKR                | 4             | Yuliya Krevsun              | 1:58.00        | 2009        |
| JPN        | 6h2        | Miho Sugimori              | 2:02.82        | 2005        | URS                | 1             | Liliya Nurutdinova (RUS)    | 1:57.50        | 1991        |
| KAZ        | 8s2        | Svetlana Badrankova        | 2:02.24        | 2001        | <b>URU</b>         | <b>5h5</b>    | <b>Déborah Rodríguez</b>    | <b>2:02.46</b> | <b>2015</b> |
| KEN        | 1          | Janeth Jepkosgei           | 1:56.04        | 2007        | <b>USA</b>         | <b>2</b>      | <b>Brenda Martinez</b>      | <b>1:57.91</b> | <b>2013</b> |
|            | 1          | Eunice Sum                 | 1:57.38        | 2013        | <b>VIE</b>         | <b>6h4</b>    | <b>Be Thi Trinh</b>         | <b>2:17.54</b> | <b>1983</b> |
| KGZ        | 6h4        | Tatyana Borisova           | 2:05.31        | 2003        |                    | <b>6h4</b>    | <b>Truong Thanh Hang</b>    | <b>2:03.52</b> | <b>2011</b> |
| KOR        | 7h2        | Huh Yeon-Jung              | 2:08.05        | 2011        | YUG                | 8             | Slobodanka Čolović (CRO)    | 2:02.09        | 1987        |
| LBN        | 7h4        | Mina El-Jas Zeina          | 2:15.75        | 1987        | ZAM                | 6h1           | Ausa Mwendachabe            | 2:07.06        | 1987        |
|            | 7h3        | Natalia Al-Farran          | 2:18.11        | 1997        |                    | 6h6           | Elizet Banda                | 2:09.90        | 2007        |
| LBR        | 7h3        | Fatimoh Muhammed           | 2:07.28        | 2007        | ZIM                | 4h1           | Julia Sakara                | 2:03.55        | 1997        |
| LES        | 6h3        | Puseletso Monkoe           | 2:22.29        | 1987        |                    |               |                             |                |             |
|            | 6h2        | Angelina Pitso             | 2:24.63        | 1991        | <b>1500 Metres</b> |               |                             |                |             |
| LTU        | 5h2        | Irina Krakoviak            | 2:04.26        | 2009        | ALB                | 12s1          | Luiza Gega                  | 4:08.79        | 2013        |
|            | 5h1        | Eglė Balčiūnaitė           | 2:02.88        | 2011        | ALG                | 1             | Hassiba Boulmerka           | 4:02.21        | 1991        |
| <b>LUX</b> | <b>5h2</b> | <b>Charline Mathias</b>    | <b>2:01.36</b> | <b>2015</b> |                    | 1             | Hassiba Boulmerka           | 4:02.42        | 1995        |
| MAD        | 6h3        | Eliane Saholinirina        | 2:06.57        | 2007        | ANG                | 10h2          | Rosa Albama Saul            | 4:20.99        | 2003        |
| MAR        | 2          | Hasna Benhassi             | 1:59.42        | 2005        | ASA                | 11h2          | Georgine Tomisato           | 5:49.52        | 1987        |
|            | 2          | Hasna Benhassi             | 1:56.99        | 2007        | <b>AUS</b>         | <b>6</b>      | <b>Zoe Buckman</b>          | <b>4:05.77</b> | <b>2013</b> |
| MDA        | 3h1        | Olga Cristea               | 2:03.99        | 2009        | AUT                | 6             | Theresia Kiesl              | 4:08.04        | 1993        |
| MDV        | 7h1        | Yaznee Nasheeda            | 2:34.18        | 1995        | BDI                | 11h1          | Lamberte Nyabamikazi        | 4:31.11        | 2001        |
|            | 7h4        | Yaznee Nasheeda            | 2:36.18        | 1997        | BEL                | 8s1           | Veerle Dejaeghere           | 4:15.70        | 2001        |
|            | 7h3        | Aishath Reesha             | 2:28.00        | 2009        | BLR                | 7             | Alesya Turova               | 4:07.25        | 2001        |
| MGL        | 9h2        | Uyanga Khaynkhirvaa        | 2:27.96        | 2003        | BRA                | 9h3           | Soraya Telles               | 4:18.67        | 1993        |
| MLI        | 7h1        | Nana-Kadidia Thera         | 2:30.77        | 1991        | BRN                | 1             | Maryam Jamal                | 3:58.75        | 2007        |
| MLT        | 4h4        | Tanya Blake                | 2:04.61        | 2003        |                    | 1             | Maryam Jamal                | 4:03.74        | 2009        |
| MNT        | 8h5        | Sylene Blake               | 2:51.71        | 1991        | BUL                | 3             | Daniela Yordanova           | 4:00.82        | 2007        |
| MOZ        | 1          | Maria Mutola               | 1:55.43        | 1993        | CAN                | 4             | Angela Chalmers             | 4:04.74        | 1995        |
|            | 1          | Maria Mutola               | 1:57.17        | 2001        | CHA                | 13h3          | Rosalie Gangue              | 4:54.41        | 1991        |
|            | 1          | Maria Mutola               | 1:59.89        | 2003        | CHN                | 1             | Liu Dong                    | 4:00.50        | 1993        |
| MRI        | 5h6        | Anabelle Lascar            | 2:06.53        | 2009        | COD                | 9h1           | Kungu Bakombo               | 4:54.12        | 1983        |
| MYA        | 5h3        | Myint Myint Aye            | 2:08.50        | 2005        | <b>COL</b>         | <b>12s2</b>   | <b>Muriel Coneo</b>         | <b>4:18.14</b> | <b>2015</b> |
| NAM        | 5s2        | Agnes Samaria              | 2:00.13        | 2005        | CPV                | 12h3          | Sonia Lopes                 | 5:13.80        | 2001        |
| NED        | 6          | Ellen van Langen           | 1:58.98        | 1995        | CRC                | 9h1           | Gabriela Traña              | 4:32.58        | 2003        |
| NZL        | 6          | Toni Hodgkinson            | 2:00.40        | 1997        | CZE                | 6             | Andrea Suldesová            | 4:06.33        | 1997        |
| PAK        | 8h4        | Gulnaz Ara                 | 2:13.87        | 2005        | DEN                | 6h1           | Bettina Andersen            | 4:09.75        | 1993        |
| PER        | 8h3        | Mariela Álvarez            | 2:09.43        | 2001        | DJI                | 10h1          | Roda Ali Wais               | 5:10.16        | 2003        |
| PLE        | 7h5        | Wisam Abu Bekheet          | 2:29.86        | 2003        | DMA                | DNS/h1        | Dawn Williams               | -              | 1991        |
| <b>PNG</b> | <b>7h5</b> | <b>Salome Dell</b>         | <b>2:08.22</b> | <b>2009</b> | ESA                | 7h1           | Krisia García               | 4:40.21        | 1983        |
|            | <b>7h3</b> | <b>Donna Koniel</b>        | <b>2:12.51</b> | <b>2015</b> | ESP                | 3             | Natalia Rodríguez           | 4:05.87        | 2011        |
| <b>POL</b> | <b>7</b>   | <b>Joanna Józwik</b>       | <b>1:59.09</b> | <b>2015</b> | <b>ETH</b>         | <b>1</b>      | <b>Genzebe Dibaba</b>       | <b>4:08.09</b> | <b>2015</b> |
| POR        | 5h1        | Carla Sacramento           | 2:03.74        | 1993        | FIJ                | DNS/h2        | Karolina Tanono             | -              | 1993        |
| PUR        | 5h3        | Angelita Olivera           | 2:04.59        | 1987        | FIN                | 6h3           | Marjo-Riitta Lakka          | 4:22.33        | 1983        |
| ROU        | 3          | Ella Kovacs                | 1:57.58        | 1991        | FRA                | 3             | Bouchra Ghezielle           | 4:02.45        | 2005        |
|            | 3          | Ella Kovacs                | 1:57.92        | 1993        | GBR                | 2             | Kelly Holmes                | 4:03.04        | 1995        |
| <b>RSA</b> | <b>1</b>   | <b>Caster Semenya</b>      | <b>1:55.45</b> | <b>2009</b> |                    | 2             | Lisa Dobriskey              | 4:03.75        | 2009        |
|            | <b>1</b>   | <b>Caster Semenya</b>      | <b>1:56.35</b> | <b>2011</b> |                    | 2             | Hannah England              | 4:05.68        | 2011        |











| COUNTRY                   | POSITION    | NAME                             | MARK            | YEAR        | COUNTRY | POSITION   | NAME                        | MARK         | YEAR        |
|---------------------------|-------------|----------------------------------|-----------------|-------------|---------|------------|-----------------------------|--------------|-------------|
| ESP                       | 8           | <b>Rosa Morató</b>               | <b>9:36.84</b>  | <b>2007</b> | EGY     | 8h4        | Salma Abou Emam             | 14.38        | 2013        |
| ETH                       | 3           | Sofia Assefa                     | 9:12.84         | 2013        | ESA     | <b>8h4</b> | <b>Beatriz Flamenco</b>     | <b>14.77</b> | <b>2015</b> |
| FIN                       | <b>7h3</b>  | <b>Sandra Eriksson</b>           | <b>9:46.62</b>  | <b>2009</b> | ESP     | 4          | Glory Alozie                | 12.75        | 2003        |
| FRA                       | 5           | Sophie Duarte                    | 9:27.51         | 2007        | FIN     | 6s2        | Nooralotta Neziri           | 13.04        | 2013        |
| GBR                       | <b>10</b>   | <b>Barbara Parker</b>            | <b>9:56.66</b>  | <b>2011</b> | FRA     | 4          | Monique Ewanjé-Épée         | 12.84        | 1991        |
|                           | 10          | Eilish McColgan                  | 9:37.33         | 2013        | GBR     | 3          | Tiffany Porter              | 12.55        | 2013        |
| GER                       | <b>3</b>    | <b>Gesa-Felicitas Krause</b>     | <b>9:19.25</b>  | <b>2015</b> | GER     | 1          | Bettine Jahn (GDR)          | 12.35        | 1983        |
| GRE                       | 13h1        | Iríni Kokkíniariou               | 10:19.62        | 2007        | GHA     | 6h1        | Dinah Yankey                | 13.90        | 1987        |
| HUN                       | <b>6h3</b>  | <b>Livia Tóth</b>                | <b>9:45.14</b>  | <b>2009</b> | GRE     | 6s1        | Flóra Redoúmi               | 13.10        | 2003        |
| IND                       | <b>8</b>    | <b>Lalita Babar</b>              | <b>9:29.64</b>  | <b>2015</b> | HAI     | 5s2        | Nadine Faustin              | 13.01        | 2003        |
| IRL                       | 10          | Roisin McGettigan                | 9:39.80         | 2007        | HKG     | 6h3        | Chan Sau Ying               | 13.50        | 1993        |
| ITA                       | 9h3         | Elena Romagnolo                  | 9:50.79         | 2007        |         | 6h1        | Chan Sau Ying               | 13.53        | 1995        |
| JAM                       | 4           | Korene Hinds                     | 9:33.30         | 2005        |         | 6h2        | Chan Sau Ying               | 13.54        | 1999        |
| JPN                       | 12          | Minori Hayakari                  | 9:48.97         | 2005        | HON     | 6h1        | Jeimy Bernárdez             | 14.53        | 2009        |
| KEN                       | 1           | Milcah Chemos                    | 9:11.65         | 2013        | HUN     | 8s1        | Xénia Siska                 | 13.68        | 1983        |
|                           | <b>1</b>    | <b>Hyvin Jepkemoi</b>            | <b>9:19.11</b>  | <b>2015</b> | INA     | 7h3        | Dedeh Erawati               | 13.56        | 2011        |
| LTU                       | 5h2         | Rasa Troup                       | 9:47.47         | 2005        | IRL     | 4          | Derval O'Rourke             | 12.67        | 2009        |
| MAR                       | 9           | Hanane Ouhammadou                | 9:37.87         | 2007        | ISL     | 7h1        | Helga Halldórsdóttir        | 13.97        | 1987        |
| MDA                       | <b>4h3</b>  | <b>Oksana Juravel</b>            | <b>9:36.63</b>  | <b>2009</b> |         | 7h1        | Gudrún Arnardóttir          | 13.96        | 1993        |
| NED                       | 12h1        | Miranda Boonstra                 | 10:09.91        | 2005        | ISR     | 4s3        | Irina Lenskiy               | 12.89        | 2003        |
| NOR                       | <b>8h3</b>  | <b>Karoline Bjerkeli Grøvdal</b> | <b>9:48.47</b>  | <b>2009</b> | ITA     | 7s1        | Marzia Caravelli            | 13.06        | 2013        |
| NZL                       | <b>12h1</b> | <b>Rosa Flanagan</b>             | <b>10:00.71</b> | <b>2015</b> | JAM     | 1          | Brigitte Foster-Hylton      | 12.51        | 2009        |
| PAN                       | <b>15h3</b> | <b>Rolanda Bell</b>              | <b>10:33.78</b> | <b>2015</b> |         | <b>1</b>   | <b>Danielle Williams</b>    | <b>12.57</b> | <b>2015</b> |
| POL                       | <b>11</b>   | <b>Katarzyna Kowalska</b>        | <b>9:30.37</b>  | <b>2009</b> | JPN     | 8q3        | Emi Akamoto                 | 13.73        | 1983        |
| POR                       | <b>10</b>   | <b>Jessica Augusto</b>           | <b>9:25.25</b>  | <b>2009</b> |         | 8q3        | Yvonne Kanazawa             | 13.33        | 1999        |
| PUR                       | <b>5h3</b>  | <b>Beverly Ramos</b>             | <b>9:45.50</b>  | <b>2011</b> | KAZ     | 2          | Olga Shishigina             | 12.80        | 1995        |
| ROU                       | 6           | Cristina Casandra                | 9:29.63         | 2007        | KOR     | 7h3        | Kim Seon-jin                | 13.99        | 1993        |
| RSA                       | 14h1        | Tebogo Masehla                   | 10:41.02        | 2007        |         | 7h2        | Jeong Hye-Lim               | 13.39        | 2011        |
| RUS                       | 1           | Yekaterina Volkova               | 9:06.57         | 2007        | LAT     | 8q1        | Anita Trumpe                | 13.43        | 1999        |
|                           | <b>1</b>    | <b>Yuliya Zarudneva/Zaripova</b> | <b>9:08.39</b>  | <b>2009</b> | LIE     | 7h6        | Manuela Marxer              | 13.65        | 1993        |
| SLO                       | <b>7h1</b>  | <b>Maruša Mišmaš</b>             | <b>9:37.73</b>  | <b>2015</b> | LTU     | 6h1        | Sonata Tamošaitytė          | 13.28        | 2011        |
| SUD                       | 12h1        | Muna Durka                       | 9:52.90         | 2009        | LUX     | 7h5        | Véronique Linster           | 13.74        | 1995        |
| SUI                       | DQ/h2       | Fabienne Schlumpf                | -               | 2013        | MAD     | 6s2        | Nicole Ramalalanirina       | 13.16        | 1993        |
| SWE                       | 7h2         | Ida Nilsson                      | 9:56.17         | 2005        | MAR     | 6h3        | Nawal el Moutawakel         | 14.85        | 1983        |
| TUN                       | <b>1</b>    | <b>Habiba Ghribi</b>             | <b>9:11.97</b>  | <b>2011</b> | MEX     | 6h4        | Sandra Tavares              | 13.86        | 1987        |
| TUR                       | <b>13</b>   | <b>Özlem Kaya</b>                | <b>9:34.66</b>  | <b>2015</b> | MON     | 7h1        | Virginie Gollino            | 15.26        | 1997        |
| UGA                       | 1           | Dorcus Inzikuru                  | 9:18.24         | 2005        |         | 7h4        | Carine Cresto               | 15.75        | 1999        |
| UKR                       | 7           | Valentina Zhudina                | 9:33.73         | 2013        | NED     | 6q3        | Marjan Olijslager           | 13.30        | 1983        |
| USA                       | <b>4</b>    | <b>Jenny Barringer</b>           | <b>9:12.50</b>  | <b>2009</b> | NGR     | 2          | Glory Alozie                | 12.44        | 1999        |
| <b>100 Metres Hurdles</b> |             |                                  |                 |             | NOR     | <b>4s1</b> | <b>Isabelle Pedersen</b>    | <b>12.86</b> | <b>2015</b> |
| ALB                       | 7h2         | Laureta Derhemi                  | 15.20           | 1999        | NZL     | 5h1        | Andrea Miller               | 13.83        | 2009        |
| ALG                       | DNS/h2      | Yasmina Azzizi                   | -               | 1991        | PAN     | <b>7h4</b> | <b>Yvette Lewis</b>         | <b>14.12</b> | <b>2015</b> |
| ARG                       | 6q1         | Beatriz Capotosto                | 13.60           | 1983        | PAR     | <b>8h5</b> | <b>Camila Pirelli</b>       | <b>14.09</b> | <b>2015</b> |
| AUS                       | 1           | Sally Pearson                    | 12.28           | 2011        | PER     | DNS/h3     | Gilda Massa                 | -            | 1995        |
| AUT                       | 6s3         | Beate Schrott                    | 13.02           | 2011        | POL     | 5          | Aurelia Trywianska          | 12.75        | 2003        |
| BAH                       | <b>7h3</b>  | <b>Devynne Charlton</b>          | <b>13.16</b>    | <b>2015</b> | POR     | 6h2        | Isabel Abrantes             | 13.77        | 1995        |
|                           | <b>7h2</b>  | <b>Adanaca Brown</b>             | <b>13.74</b>    | <b>2015</b> | PUR     | 5h6        | Joyce Melendez              | 13.41        | 1993        |
| BAN                       | 9h3         | Sumita Rani                      | 14.89           | 2007        | ROU     | 8s3        | Carmen Zamfir               | 13.24        | 2003        |
| BAR                       | <b>4s2</b>  | <b>Kierre Beckles</b>            | <b>12.90</b>    | <b>2015</b> | RSA     | 7s2        | Corien Botha                | 13.12        | 1997        |
| BEL                       | <b>3s3</b>  | <b>Anne Zagré</b>                | <b>12.88</b>    | <b>2015</b> | RUS     | 2          | Marina Azyabina             | 12.60        | 1993        |
| BLR                       | <b>3</b>    | <b>Alina Talai</b>               | <b>12.66</b>    | <b>2015</b> | SEN     | 8h2        | Gnima Faye                  | 13.66        | 2013        |
| BRA                       | 7s1         | Maíla Machado                    | 13.34           | 2003        | SEY     | 6h5        | Céline Laporte              | 14.00        | 2005        |
| BUL                       | 1           | Ginka Zagorcheva                 | 12.34           | 1987        | SGP     | 8h1        | Dipna Lim Prasad            | 14.40        | 2011        |
| BUR                       | 8h4         | Béatrice Kamboulé                | 13.76           | 2011        | SLO     | 4          | Brigita Bukovec             | 12.69        | 1997        |
| CAF                       | 7h5         | Maria-Joëlle Conjunjo            | 13.89           | 1999        | SMR     | 8h2        | Barbara Rustignoli          | 15.51        | 2005        |
|                           | 7h4         | Maria-Joëlle Conjunjo            | 13.51           | 2003        | SRI     | 8s2        | Sriyani Kulawansa           | 12.98        | 1999        |
| CAN                       | 1           | Perdita Felicien                 | 12.53           | 2003        | SUI     | 5          | Julie Baumann               | 12.88        | 1991        |
| CGO                       | 6h4         | Solène Eboulabeka                | 14.66           | 2005        |         | 5          | Julie Baumann               | 12.95        | 1995        |
| CHI                       | 6h2         | Carmen Bezanilla                 | 14.01           | 1991        | SVK     | 7h4        | Miriám Bobková              | 13.04        | 2007        |
| CHN                       | 6s1         | Sun Yawei                        | 13.19           | 2011        | SWE     | 1          | Lyudmila Engquist           | 12.50        | 1997        |
| COL                       | 4s1         | Lina Flores                      | 12.94           | 2011        | THA     | 5s1        | Trecia Roberts              | 12.83        | 1999        |
| CRO                       | <b>8s3</b>  | <b>Andrea Ivancevic</b>          | <b>33.95</b>    | <b>2015</b> | TKM     | 7h2        | Natalya Belenkova           | 14.18        | 1993        |
| CUB                       | 4           | Aliuska López                    | 12.73           | 1993        | TPE     | DNS/q2     | Lin Yueh-Hsiang             | -            | 1983        |
| CYP                       | DNS/h5      | Dimitra Arachoviti               | -               | 2011        | TTO     | 7s1        | Alesha Barber               | 13.06        | 2009        |
| CZE                       | 4s1         | Lucie Skrobáková                 | 12.92           | 2009        | TUR     | 5s1        | Nevin Yanıt                 | 12.99        | 2009        |
| DEN                       | 7q2         | Helle Sichlau                    | 13.73           | 1983        | UKR     | 4s2        | Yelena Krasovska            | 12.85        | 2005        |
| DOM                       | 4s1         | LaVonae Idlette                  | 12.91           | 2013        | URS     | 1          | Lyudmila Narozhilenko (RUS) | 12.59        | 1991        |
| ECU                       | 8s1         | Nancy Vallecilla                 | 13.28           | 1987        | USA     | 1          | Gail Devers                 | 12.46        | 1993        |
|                           |             |                                  |                 |             |         | 1          | Gail Devers                 | 12.68        | 1995        |





| COUNTRY           | POSITION    | NAME                       | MARK          | YEAR        | COUNTRY          | POSITION   | NAME                          | MARK        | YEAR        |
|-------------------|-------------|----------------------------|---------------|-------------|------------------|------------|-------------------------------|-------------|-------------|
| CRO               | 1           | Blanka Vlašić              | 2.05          | 2007        | CAN              | =6         | Dana Ellis                    | 4.35        | 2005        |
|                   | 1           | Blanka Vlašić              | 2.04          | 2009        | CHI              | NH/q       | Carolina Maurer-Torres        | -           | 2003        |
| CUB               | 1           | Ioamnet Quintero           | 1.99          | 1993        | CHN              | 5          | Gao Shuying                   | 4.50        | 2001        |
| CZE               | =4          | Zuzana Hlavonová           | 1.96          | 1999        |                  | 5          | Gao Shuying                   | 4.50        | 2005        |
| DEN               | 12          | Pia Zinck                  | 1.90          | 1997        | <b>CUB</b>       | <b>1</b>   | <b>Yarisley Silva</b>         | <b>4.90</b> | <b>2015</b> |
| DOM               | 8           | Juana Rosario Arrendel     | 1.95          | 2003        | CYP              | 17q        | Anna Fitidou                  | 4.15        | 2003        |
| ESP               | =3          | Ruth Beitia                | 1.97          | 2013        | CZE              | 2          | Katerina Badurová             | 4.75        | 2007        |
| EST               | 12          | Anna Iljuštšenko           | 1.89          | 2011        | DEN              | =13q       | Marie B. Rasmussen            | 4.25        | 2001        |
| FIN               | =12         | Minna Vehmasto             | 1.84          | 1983        | ESP              | 9          | Naroa Agirre                  | 4.35        | 2005        |
| FRA               | =7          | Melanie Skotnik            | 1.94          | 2007        | <b>FIN</b>       | <b>10</b>  | <b>Minna Nikkanen</b>         | <b>4.60</b> | <b>2015</b> |
| GBR               | =13q        | Debbie Marti               | 1.86          | 1991        | FRA              | 5          | Vanessa Boslak                | 4.70        | 2007        |
|                   | =13q        | Susan Jones                | 1.88          | 2001        | GBR              | 6          | Kate Dennison                 | 4.55        | 2009        |
| <b>GEO</b>        | <b>NH/q</b> | <b>Valentina Liashenko</b> | <b>-</b>      | <b>2015</b> | GER              | 2          | Annika Becker                 | 4.70        | 2003        |
| GER               | 1           | Heike Henkel               | 2.05          | 1991        |                  | 2          | Martina Strutz                | 4.80        | 2011        |
| GRE               | =13q        | Adonía Steryiou            | 1.92          | 2009        | <b>GRE</b>       | <b>3</b>   | <b>Nikoléta Kiriakopoúlou</b> | <b>4.80</b> | <b>2015</b> |
| GUY               | =20q        | Najuma Fletcher            | 1.90          | 1995        | HUN              | 4          | Zsuzsa Szabó                  | 4.40        | 1999        |
| HUN               | =7          | Dóra Györfy                | 1.90          | 2001        | IRL              | 18q        | Tori Pena                     | 4.30        | 2013        |
| IRL               | =6          | Deirdre Ryan               | 1.93          | 2011        | ISL              | 6          | Thórey Elísdróttir            | 4.45        | 2001        |
| ISL               | =22q        | Thordis Gislidóttir        | 1.80          | 1987        | ISR              | =25q       | Jillian Schwartz              | 4.25        | 2011        |
| ISR               | =16q        | Ma'ayan Foreman            | 1.88          | 2013        | ITA              | 13q        | Anna Giordano Bruno           | 4.50        | 2009        |
| ITA               | =2          | Antonietta Di Martino      | 2.03          | 2007        | JPN              | =17q       | Takayo Kondo                  | 4.15        | 2005        |
| JPN               | =13q        | Megumi Sato                | 1.88          | 1987        | KOR              | =18q       | Choe Yun-Hee                  | 4.40        | 2011        |
| KAZ               | =7          | Marina Aitova              | 1.94          | 2007        | MAS              | =23q       | Roslinda Samsu                | 4.35        | 2007        |
| KGZ               | =32q        | Tatyana Yefimenko          | 1.80          | 1999        | NED              | 16q        | Monique de Wilt               | 4.25        | 2001        |
| KOR               | =17q        | Kim Hee-Sun                | 1.88          | 1987        | NOR              | NH/q       | Cathrine Larsåsen             | -           | 2011        |
| LAT               | 8           | Valentina Gotovska         | 1.91          | 1993        | NZL              | 19q        | Jenny Dryburgh                | 4.25        | 2001        |
| <b>LCA</b>        | <b>7</b>    | <b>Janelle Schaepfer</b>   | <b>1.92</b>   | <b>2015</b> | POL              | 1          | Anna Rogowska                 | 4.75        | 2009        |
| LTU               | =8          | Nelė Zilinskienė           | 1.93          | 1995        | POR              | 25q        | Elisabete Tavares             | 4.00        | 2005        |
| MDA               | =19q        | Olga Bolshova              | 1.89          | 1999        |                  | =25q       | Eleonor Tavares               | 4.25        | 2011        |
| MEX               | 19q         | Romary Rifka               | 1.88          | 2007        | RSA              | 10         | Elmarie Gerryts               | 4.25        | 1999        |
| MNE               | 27q         | Marija Vuković             | 1.80          | 2011        | RUS              | 1          | Svetlana Feofanova            | 4.75        | 2003        |
| NAM               | 36q         | Orla Venter                | 1.75          | 1993        |                  | 1          | Yelena Isinbaeva              | 5.01        | 2005        |
| NGR               | =8          | Doreen Amata               | 1.93          | 2011        |                  | 1          | Yelena Isinbaeva              | 4.80        | 2007        |
| NOR               | 1           | Hanne Haugland             | 1.99          | 1997        |                  | 1          | Yelena Isinbaeva              | 4.89        | 2013        |
| NZL               | =22q        | Tania Murray               | 1.79          | 1991        | SLO              | 21q        | Tina Šutej                    | 4.40        | 2011        |
| <b>POL</b>        | <b>4</b>    | <b>Beata Holub</b>         | <b>1.96</b>   | <b>1991</b> | SUI              | 14q        | Nicole Büchler                | 4.50        | 2009        |
|                   | <b>4</b>    | <b>Kamila Lićwinko</b>     | <b>1.99</b>   | <b>2015</b> | <b>SWE</b>       | <b>=4</b>  | <b>Angelica Bengtsson</b>     | <b>4.70</b> | <b>2015</b> |
| ROU               | =4          | Alina Astafei              | 1.94          | 1993        | UKR              | 2          | Anzhela Balakhonova           | 4.55        | 1999        |
| RSA               | 1           | Hestrie Cloete             | 2.00          | 2001        | URU              | NH/q       | Deborah Gyurcsek              | -           | 2001        |
|                   | 1           | Hestrie Cloete             | 2.06          | 2003        | USA              | 1          | Stacy Dragila                 | 4.60        | 1999        |
| <b>RUS</b>        | <b>1</b>    | <b>Anna Chicherova</b>     | <b>2.03</b>   | <b>2011</b> |                  | 1          | Stacy Dragila                 | 4.75        | 2001        |
|                   | <b>1</b>    | <b>Svetlana Shkolina</b>   | <b>2.03</b>   | <b>2013</b> | <b>VEN</b>       | <b>23q</b> | <b>Robeilys Peinado</b>       | <b>4.30</b> | <b>2015</b> |
|                   | <b>1</b>    | <b>Mariya Kuchina</b>      | <b>2.01</b>   | <b>2015</b> |                  |            |                               |             |             |
| <b>SEY</b>        | <b>21q</b>  | <b>Lissa Labiche</b>       | <b>1.89</b>   | <b>2015</b> | <b>Long Jump</b> |            |                               |             |             |
| SKN               | NH/q        | Vermilita Philipp          | -             | 1991        | AHO              | 34q        | Solange Ostiana               | 5.37        | 1993        |
| SLO               | =7          | Britta Bilač               | 1.93          | 1997        | AIA              | 6          | Shara Proctor                 | 6.71        | 2009        |
| SUI               | 13q         | Sieglinde Cadusch          | 1.93          | 1995        | ALB              | 32q        | Ermelinda Shehu               | 5.67        | 1993        |
| SVK               | 22q         | Alica Javad                | 1.90          | 1995        | ALG              | 16q        | Baya Rahouli                  | 6.55        | 1999        |
| SWE               | 1           | Kajsa Bergqvist            | 2.02          | 2005        | <b>AND</b>       | <b>31q</b> | <b>Claudia Guri</b>           | <b>5.59</b> | <b>2015</b> |
| TCH               | 9           | Sárka Nováková (CZE)       | 1.90          | 1991        | ARG              | 22q        | Andrea Ávila                  | 6.23        | 1993        |
| THA               | 22q         | Wanida Boonwan             | 1.85          | 2011        | AUS              | 7          | Nicole Staines                | 6.70        | 1993        |
| TUN               | 31q         | Kaouther Akremi            | 1.70          | 1983        |                  | 7          | Bronwyn Thompson              | 6.48        | 2003        |
| TUR               | 17q         | Cigdem Arslan              | 1.89          | 1997        | AUT              | 6          | Lyudmila Ninova               | 6.73        | 1993        |
| UKR               | 1           | Inga Babakova              | 1.99          | 1999        | BAH              | 8          | Jackie Edwards                | 6.42        | 2005        |
| URS               | 1           | Tamara Bykova (RUS)        | 2.01          | 1983        | BAN              | 34q        | Nilufar Yasmin                | 5.40        | 1995        |
| USA               | 2           | Chaunte Howard             | 2.00          | 2005        | BEL              | 31q        | Sandrine Hennart              | 5.90        | 1993        |
|                   | 2           | Brigetta Barrett           | 2.00          | 2013        | <b>BER</b>       | <b>22q</b> | <b>Arantxa King</b>           | <b>6.36</b> | <b>2013</b> |
| UZB               | =8          | Svetlana Radzivil          | 1.93          | 2011        | <b>BLR</b>       | <b>3</b>   | <b>Nastassia Ivanova</b>      | <b>6.74</b> | <b>2011</b> |
| <b>VEN</b>        | <b>DQ/q</b> | <b>Marielys Rojas</b>      | <b>(1.85)</b> | <b>2011</b> | BRA              | 6          | Maurren Maggi                 | 6.80        | 2007        |
| VIE               | NH/q        | Bui Thi Nhung              | -             | 2009        | BUL              | 9          | Lyudmila Ninova               | 6.50        | 1987        |
| YUG               | =13q        | Amra Temim (SRB)           | 1.88          | 1987        |                  | 9          | Magdalena Khristova           | 6.64        | 1997        |
|                   |             |                            |               |             | BUR              | 25q        | Mariam Traore                 | 4.90        | 1983        |
| <b>Pole Vault</b> |             |                            |               |             | CAF              | NM/q       | Nicole Tombezogo              | -           | 1983        |
| ARG               | 11          | Alejandra García           | 4.25          | 1999        | CAM              | 24q        | Kim Moh                       | 4.90        | 1983        |
| AUS               | 3           | Tatiana Grigorieva         | 4.45          | 1999        | <b>CAN</b>       | <b>4</b>   | <b>Christabel Nettey</b>      | <b>6.95</b> | <b>2015</b> |
| AUT               | 11          | Doris Auer                 | 4.25          | 2001        | <b>CHI</b>       | <b>28q</b> | <b>Macarena Reyes</b>         | <b>5.93</b> | <b>2013</b> |
| BLR               | =18q        | Anastasiya Shvedova        | 4.40          | 2011        | CHN              | 9          | Guan Yingnan                  | 6.69        | 2001        |
| BRA               | 1           | Fabiana Murer              | 4.85          | 2011        | CUB              | 2          | Niurka Montalvo               | 6.86        | 1995        |
| BUL               | =15q        | Tanya Stefanova            | 4.25          | 2003        | CZE              | 13q        | Denisa Scerbová               | 6.58        | 2007        |



| COUNTRY    | POSITION   | NAME                    | MARK        | YEAR        | COUNTRY            | POSITION                 | NAME                         | MARK         | YEAR        |
|------------|------------|-------------------------|-------------|-------------|--------------------|--------------------------|------------------------------|--------------|-------------|
| DEN        | 3          | Renata Nielsen          | 6.76        | 1993        | (USA)              | 1                        | Brittney Reese               | 7.01         | 2013        |
| DOM        | 39q        | Elisa Perez             | 5.67        | 1997        | <b>1</b>           | <b>Tianna Bartoletta</b> | <b>7.14</b>                  | <b>2015</b>  |             |
| <b>EGY</b> | <b>33q</b> | Nachoua Morsy           | 5.48        | 1993        | <b>UZB</b>         | <b>24q</b>               | <b>Yuliya Tarasova</b>       | <b>6.26</b>  | <b>2011</b> |
|            | <b>33q</b> | <b>Enas Gharib</b>      | <b>5.48</b> | <b>2011</b> | VIN                | 28q                      | Jacqueline Ross              | 5.29         | 1987        |
| ESP        | 1          | Niurka Montalvo         | 7.06        | 1999        | YUG                | 27q                      | Tamara Malešev (SRB)         | 6.27         | 1991        |
| EST        | 8          | Ksenija Balta           | 6.62        | 2009        |                    |                          |                              |              |             |
| FIJ        | 23q        | Soko Salaniqiqi         | 5.77        | 2005        | <b>Triple Jump</b> |                          |                              |              |             |
| FIN        | 9          | Ringa Ropo              | 6.63        | 1991        | ALB                | NM/q                     | Ermelinda Shehu              | -            | 1993        |
| FRA        | 1          | Eunice Barber           | 6.99        | 2003        | ALG                | 7                        | Baya Rahouli                 | 14.40        | 2005        |
| <b>GBR</b> | <b>2</b>   | <b>Shara Proctor</b>    | <b>7.07</b> | <b>2015</b> | ARG                | 25q                      | Andrea Ávila                 | 13.41        | 1995        |
| GER        | 1          | Heike Daute (GDR)       | 7.27        | 1983        | AUT                | 11                       | Lyudmila Ninova              | 13.30        | 1993        |
|            | 1          | Heike Drechsler         | 7.11        | 1993        | BAH                | 29q                      | Jackie Edwards               | 13.39        | 1997        |
| GRE        | 2          | Níki Xánthou            | 6.94        | 1997        | BEL                | 20q                      | Svetlana Bolshakova          | 13.89        | 2009        |
| GRN        | 21q        | Jacinta Bartholomew     | 5.77        | 1983        | BEN                | =29q                     | Sonya Agbessi                | 12.02        | 1995        |
| GUA        | 42q        | Maria Fletschmann       | 5.25        | 1997        | BIZ                | 23q                      | Althea Moses                 | 12.17        | 1993        |
| GUY        | 11         | Jennifer Innis          | 6.54        | 1983        | BLR                | 7                        | Zhanna Gureyeva              | 14.22        | 1995        |
| HON        | 37q        | Pastora Chávez          | 4.71        | 1993        | <b>BRA</b>         | <b>8</b>                 | <b>Keila Costa</b>           | <b>14.40</b> | <b>2007</b> |
| HUN        | 4          | Tünde Vaszi             | 6.86        | 2001        | BUL                | 2                        | Iva Prandzheva               | 15.18        | 1995        |
| IND        | 3          | Anju Bobby George       | 6.70        | 2003        | BUR                | DNS/q                    | Sylvie Kabore                | -            | 1993        |
| IRL        | 27q        | Terri Horgan            | 6.11        | 1993        | CAN                | 21q                      | Michelle Hastick             | 13.54        | 2001        |
| ISR        | 25q        | Sigal Gonen             | 6.03        | 1987        | CHN                | 6                        | Ren Ruiping                  | 14.25        | 1995        |
| ISV        | 25q        | Flora Hyacinth          | 6.36        | 1995        | CMR                | 2                        | Françoise Mbango             | 14.60        | 2001        |
| ITA        | 1          | Fiona May               | 6.98        | 1995        |                    | 2                        | Françoise Mbango             | 15.05        | 2003        |
|            | 1          | Fiona May               | 7.02        | 2001        | <b>COL</b>         | <b>1</b>                 | <b>Caterine Ibargüen</b>     | <b>14.85</b> | <b>2013</b> |
| <b>IVB</b> | <b>20q</b> | <b>Chantel Malone</b>   | <b>6.40</b> | <b>2013</b> | <b>1</b>           | <b>Caterine Ibargüen</b> | <b>14.90</b>                 | <b>2015</b>  |             |
| JAM        | 10         | Elva Goulbourne         | 6.62        | 2001        | CUB                | 1                        | Yargelis Savigne             | 15.28        | 2007        |
| JPN        | 11         | Kumiko Ikeda            | 6.44        | 2001        |                    | 1                        | Yargelis Savigne             | 14.95        | 2009        |
| KAZ        | 13q        | Yelena Kashcheyeva      | 6.46        | 2001        | CZE                | 1                        | Šárka Kašpárková             | 15.20        | 1997        |
| KGZ        | 21q        | Yelena Bobrovskaya      | 5.93        | 2001        | DEN                | 20q                      | Renata Nielsen               | 12.96        | 1993        |
| KOR        | 14q        | Jeong Soon-Ok           | 6.49        | 2009        | DOM                | =29q                     | Elisa Pérez                  | 12.02        | 1995        |
| <b>LAT</b> | <b>2</b>   | <b>Ineta Radēviča</b>   | <b>6.76</b> | <b>2011</b> | ESP                | 11                       | Carlota Castrejana           | 13.86        | 2005        |
| NCA        | 35q        | Deborah Rugama          | 4.88        | 1995        | EST                | 17q                      | Virge Naeris                 | 13.76        | 1995        |
| NED        | 11         | Sharon Jaklofsky        | 6.61        | 1997        | FIN                | 5                        | Heli Koivula                 | 14.28        | 2001        |
| NGR        | 2          | Blessing Okagbare       | 6.99        | 2013        | FRA                | 8                        | Betty Lise                   | 14.03        | 1997        |
| NOR        | 19q        | Heidi Benserud          | 5.92        | 1983        | GBR                | 5                        | Ashia Hansen                 | 14.49        | 1997        |
| NZL        | 12         | Chantal Brunner         | 6.43        | 1995        |                    | 5                        | Yamilé Aldama                | 14.50        | 2011        |
| PAN        | 43q        | Isis Moreno             | 5.08        | 1997        | GER                | 5                        | Helga Radtke                 | 14.19        | 1993        |
| <b>PER</b> | <b>29q</b> | <b>Paola Mautino</b>    | <b>6.15</b> | <b>2015</b> | GRE                | 1                        | Paraskeví Tsiamíta           | 14.88        | 1999        |
| PHI        | 15q        | Marestella Torres       | 6.46        | 2005        | GRN                | 33q                      | Patricia Sylvester           | 13.22        | 2009        |
| POL        | 7          | Agata Karczmarek        | 6.71        | 1995        | GUA                | 35q                      | Maria Fletschmann            | 12.18        | 1997        |
| POR        | 4          | Naide Gomes             | 6.87        | 2007        | GUY                | 28q                      | Nicola Martial               | 12.95        | 1995        |
|            | 4          | Naide Gomes             | 6.77        | 2009        | HUN                | NM/q                     | Ildikó Fekete                | -            | 1993        |
| PUR        | 17q        | Madeline de Jesús       | 6.12        | 1983        | <b>INA</b>         | <b>27q</b>               | <b>Maria Londa</b>           | <b>12.94</b> | <b>2007</b> |
| ROU        | 2          | Anișoara Cușmir         | 7.15        | 1983        | IND                | 19q                      | Mayookha Johnny              | 13.99        | 2011        |
| RSA        | 24q        | Janice Josephs          | 6.44        | 2007        | <b>ISR</b>         | <b>2</b>                 | <b>Hanna Minenko</b>         | <b>14.78</b> | <b>2015</b> |
| RUS        | 1          | Lyudmila Galkina        | 7.05        | 1997        | ITA                | 3                        | Magdelín Martínez            | 14.90        | 2003        |
|            | 1          | Tatyana Lebedeva        | 7.03        | 2007        | JAM                | 1                        | Trecia Smith                 | 15.11        | 2005        |
| SEN        | DNS/q      | Kéné Ndoye              | -           | 2005        | <b>JPN</b>         | <b>28q</b>               | <b>Fumiyo Yoshida</b>        | <b>12.62</b> | <b>2007</b> |
| SEY        | 23q        | Marie-Ange Wirtz        | 5.20        | 1983        | KAZ                | 2                        | Olga Rypakova                | 14.89        | 2011        |
| SGP        | 27q        | Chan See-Huey           | 5.49        | 1987        | KOR                | 30q                      | Jeong Hye-Kyung              | 13.50        | 2011        |
| SLE        | 27q        | Ola Sesay               | 6.23        | 2009        | LAT                | 7                        | Jeļena Blaževiča             | 14.06        | 1997        |
| <b>SLO</b> | <b>26q</b> | <b>Nina Kolaric</b>     | <b>6.19</b> | <b>2011</b> | <b>LTU</b>         | <b>19q</b>               | <b>Dovilė Dzindzaletaitė</b> | <b>13.58</b> | <b>2015</b> |
| <b>SRB</b> | <b>3</b>   | Ivana Španović          | 6.82        | 2013        | MDA                | 9                        | Olga Bolshova                | 13.86        | 2001        |
|            | <b>3</b>   | <b>Ivana Španović</b>   | <b>7.01</b> | <b>2015</b> | <b>NGR</b>         | <b>25q</b>               | <b>Chinonye Ohadugha</b>     | <b>13.32</b> | <b>2007</b> |
| <b>SUI</b> | <b>18q</b> | <b>Irene Pusterla</b>   | <b>6.34</b> | <b>2011</b> | POL                | 8                        | Urszula Włodarczyk           | 13.80        | 1993        |
| SVK        | 12         | Jana Veldáková          | 6.21        | 2007        | <b>POR</b>         | <b>16q</b>               | <b>Patricia Mamona</b>       | <b>13.74</b> | <b>2015</b> |
| <b>SWE</b> | <b>4</b>   | <b>Carolina Klüft</b>   | <b>6.56</b> | <b>2011</b> | ROU                | 2                        | Rodica Mateescu              | 15.16        | 1997        |
| TCH        | 7          | Eva Murková (SVK)       | 6.80        | 1983        | RUS                | 1                        | Anna Biryukova               | 15.09        | 1993        |
| TGA        | 37q        | Siulolo Liku            | 5.83        | 1997        |                    | 1                        | Tatyana Lebedeva             | 15.25        | 2001        |
| TPE        | 23q        | Wang Shu-Hwa            | 6.38        | 1991        |                    | 1                        | Tatyana Lebedeva             | 15.18        | 2003        |
| TTO        | 18q        | Aisha James             | 6.36        | 2003        | SEN                | 6                        | Kéné Ndoye                   | 14.47        | 2005        |
| TUR        | 3          | Karin Melis Mey         | 6.80        | 2009        | <b>SLO</b>         | <b>4</b>                 | <b>Marija Šestak</b>         | <b>14.72</b> | <b>2007</b> |
| UKR        | 2          | Larysa Berezhna         | 6.98        | 1993        | SRB                | 4                        | Biljana Topić                | 14.52        | 2009        |
| URS        | 2          | Yelena Belevskaya (RUS) | 7.14        | 1987        | SUD                | 4                        | Yamilé Aldama                | 14.72        | 2005        |
| <b>USA</b> | <b>1</b>   | Jackie Joyner           | 7.36        | 1987        | SVK                | 8                        | Dana Veldáková               | 14.25        | 2009        |
|            | 1          | Jackie Joyner-Kersey    | 7.32        | 1991        | SWE                | 11                       | Camilla Johansson            | 13.84        | 2001        |
|            | 1          | Tianna Madison          | 6.89        | 2005        | TKM                | 19q                      | Viktoriya Brigadnaya         | 13.84        | 1999        |
|            | 1          | Brittney Reese          | 7.10        | 2009        | UGA                | 20q                      | Sarah Nambawa                | 13.31        | 2013        |
|            | 1          | Brittney Reese          | 6.82        | 2011        |                    |                          |                              |              |             |



| COUNTRY             | POSITION   | NAME                       | MARK         | YEAR        | COUNTRY              | POSITION                 | NAME                           | MARK         | YEAR        |
|---------------------|------------|----------------------------|--------------|-------------|----------------------|--------------------------|--------------------------------|--------------|-------------|
| POL                 | 4          | Zaneta Glanc               | 62.66        | 2009        | SEN                  | 22q                      | Amy Séné                       | 66.15        | 2011        |
|                     | 4          | Zaneta Glanc               | 63.91        | 2011        |                      | <b>22q</b>               | <b>Amy Séné</b>                | <b>65.58</b> | <b>2013</b> |
| POR                 | 6          | Teresa Machado             | 62.00        | 1997        | <b>SLO</b>           | <b>24q</b>               | <b>Barbara Špiler</b>          | <b>64.58</b> | <b>2013</b> |
| ROU                 | 2          | Nicoleta Grasu             | 66.24        | 2001        | SVK                  | 3                        | Martina Hrašnová               | 74.79        | 2009        |
| RSA                 | 13q        | Elizna Naudé               | 58.93        | 2005        | SWE                  | 13q                      | Cecilia Nilsson                | 68.09        | 2007        |
| RUS                 | 1          | Olga Burova                | 67.40        | 1993        | TJK                  | 38q                      | Galina Mityaeva                | 56.31        | 2009        |
| SAM                 | 34q        | Orepa Naseri               | 26.30        | 1993        | TOG                  | 37q                      | Florence Ezeh                  | 59.76        | 2009        |
| SCG                 | 7          | Dragana Tomašević (SRB)    | 60.56        | 2005        | TTO                  | 7                        | Candice Scott                  | 66.55        | 2005        |
| SRB                 | 7          | Dragana Tomašević          | 62.48        | 2011        | <b>TUR</b>           | <b>20q</b>               | <b>Kivilcim Kaya</b>           | <b>67.98</b> | <b>2015</b> |
| SWE                 | 8          | Anna Söderberg             | 61.61        | 2003        | UKR                  | 5                        | Irina Sekachova                | 69.65        | 2005        |
| TCH                 | 6          | Zdenka Silhavá (CZE)       | 64.32        | 1983        | USA                  | 7                        | Anna Mahon                     | 68.45        | 2003        |
|                     | 6          | Zdenka Silhavá (CZE)       | 64.82        | 1987        |                      | 7                        | Jessica Cosby                  | 72.17        | 2009        |
| <b>THA</b>          | <b>29q</b> | <b>Subenrat Insaeng</b>    | <b>55.14</b> | <b>2015</b> | <b>VEN</b>           | <b>11</b>                | <b>Rosa Andreina Rodríguez</b> | <b>67.78</b> | <b>2015</b> |
| TPE                 | 33q        | Li Wen-Hua                 | 53.88        | 2009        | <b>Javelin Throw</b> |                          |                                |              |             |
| TUN                 | 20q        | Neblija Mouelhi            | 45.94        | 1987        | ALB                  | 12                       | Miréla Manjani                 | 55.56        | 1995        |
| TUR                 | 25q        | Hüsniye Keskin             | 48.80        | 1997        | AUS                  | 2                        | Joanna Stone                   | 68.64        | 1997        |
| UKR                 | 4          | Yelena Antonova            | 65.90        | 2003        |                      | 2                        | Kim Mickle                     | 66.60        | 2013        |
| URS                 | 2          | Galina Murašova (LTU)      | 67.44        | 1983        | AUT                  | 25q                      | Elisabeth Eberl                | 56.48        | 2011        |
| USA                 | 5          | Seilala Sua                | 63.74        | 2001        | BAH                  | 8                        | Laverne Eve                    | 59.60        | 2003        |
|                     | 5          | Stephanie Brown-Trafton    | 63.85        | 2011        | BLR                  | 1                        | Natalya Shikolenko             | 67.56        | 1995        |
|                     | 5          | Gia Lewis-Smallwood        | 64.23        | 2013        | BRA                  | 17q                      | Sueli dos Santos               | 57.16        | 1993        |
| VAN                 | 20q        | Maryline Adam              | 33.36        | 1983        | BUL                  | 10                       | Antoaneta Selenska             | 58.82        | 1993        |
| YUG                 | 22q        | Daniela Curović            | 56.88        | 1995        | <b>CAN</b>           | <b>11</b>                | <b>Elizabeth Gleadle</b>       | <b>59.82</b> | <b>2015</b> |
| ZIM                 | 18q        | Mariette van Heerden       | 45.22        | 1983        | CHN                  | 1                        | Xu Demei                       | 68.78        | 1991        |
| <b>Hammer Throw</b> |            |                            |              |             | COL                  | 15q                      | Zuleima Araméndiz              | 58.98        | 1997        |
| ARG                 | 9          | Jennifer Dahlgren          | 69.72        | 2011        | CUB                  | 1                        | Osleidys Menéndez              | 69.53        | 2001        |
| ASA                 | 3          | Lisa Misipeka              | 66.06        | 1999        |                      | 1                        | Osleidys Menéndez              | 71.70        | 2005        |
| AUS                 | 3          | Bronwyn Eagles             | 68.87        | 2001        | CYP                  | 19q                      | Alexandra Tsisiou              | 57.17        | 2007        |
| <b>AZE</b>          | <b>23q</b> | <b>Hanna Skydan</b>        | <b>66.91</b> | <b>2015</b> | CZE                  | 1                        | Barbora Špotáková              | 67.07        | 2007        |
| BLR                 | 6          | Lyudmila Gubkina           | 65.44        | 1999        | DEN                  | 4                        | Christina Scherwin             | 63.43        | 2005        |
| BUL                 | 20         | Anelia Yordanova           | 53.20        | 1999        | ESP                  | 15q                      | Mercedes Chilla                | 58.38        | 2005        |
| CAN                 | 10         | Sultana Frizell            | 70.88        | 2009        | EST                  | 24q                      | Liina Laasma                   | 56.93        | 2013        |
| <b>CHN</b>          | <b>2</b>   | <b>Zhang Wenxiu</b>        | <b>76.33</b> | <b>2015</b> | FIJ                  | 20q                      | Mereoni Vibose                 | 49.44        | 1983        |
| COK                 | 40q        | Siniva Marsters            | 41.54        | 2003        | FIN                  | 1                        | Tina Lillak                    | 70.82        | 1983        |
| COL                 | 30q        | Johana Moreno              | 65.05        | 2009        | FRA                  | 14q                      | Martine Bégue                  | 59.16        | 1993        |
| CRO                 | 8          | Ivana Brkljačić            | 65.43        | 2001        | GBR                  | 1                        | Fatima Whitbread               | 76.64        | 1987        |
| CUB                 | 1          | Yipsi Moreno               | 70.65        | 2001        | GEO                  | 30q                      | Maka Obolashvili               | 43.98        | 1995        |
|                     | 1          | Yipsi Moreno               | 73.33        | 2003        | <b>GER</b>           | <b>1</b>                 | Steffi Nerius                  | 67.30        | 2009        |
|                     | 1          | Yipsi Moreno               | 73.08        | 2005        |                      | 1                        | Christina Obergföll            | 69.05        | 2013        |
| CYP                 | 39q        | Elena Teloni               | 55.20        | 2003        | <b>1</b>             | <b>Katharina Molitor</b> | <b>67.69</b>                   | <b>2015</b>  |             |
| CZE                 | 20q        | Lenka Ledvinová            | 66.57        | 2007        | GRE                  | 1                        | Miréla Manjani                 | 67.09        | 1999        |
| EGY                 | 20q        | Marwa Hussein              | 64.53        | 2003        |                      | 1                        | Miréla Manjani                 | 66.52        | 2003        |
| ESA                 | 31q        | Nancy Guillén              | 57.96        | 2001        | GUY                  | 29q                      | Trishel Thompson               | 38.14        | 1997        |
| ESP                 | 19         | María Dolores Pedrares     | 57.66        | 1999        | HUN                  | 11                       | Katalin Hartai                 | 60.88        | 1987        |
| FIN                 | 14q        | Sini Pöyry                 | 65.01        | 2003        | INA                  | 31q                      | Ketut Mudiani                  | 40.92        | 1995        |
| <b>FRA</b>          | <b>3</b>   | <b>Manuela Montebrun</b>   | <b>70.92</b> | <b>2003</b> | IND                  | 26q                      | Gurmeet Kaur                   | 51.97        | 1999        |
|                     | 3          | Manuela Montebrun          | 71.41        | 2005        | ISL                  | 13q                      | Ásdís Hjálmsdóttir             | 59.15        | 2011        |
|                     | <b>3</b>   | <b>Alexandra Tavernier</b> | <b>74.02</b> | <b>2015</b> | <b>ISR</b>           | <b>16q</b>               | <b>Margaryta Dorozhon</b>      | <b>61.04</b> | <b>2015</b> |
| <b>GBR</b>          | <b>4</b>   | <b>Sophie Hitchon</b>      | <b>73.86</b> | <b>2015</b> | ITA                  | 5                        | Zahra Bani                     | 62.75        | 2005        |
| GER                 | 1          | Betty Heidler              | 74.76        | 2007        | JAM                  | 14q                      | Olivia McKoy                   | 58.49        | 2005        |
| GRE                 | 17q        | Alexandra Papageorgiou     | 66.88        | 2007        | JPN                  | 9                        | Yuki Ebihara                   | 59.08        | 2011        |
| HUN                 | 4          | Katalin Divós              | 65.86        | 1999        | KOR                  | 20q                      | Lee Young-Sun                  | 54.78        | 1993        |
| IRL                 | 6          | Eileen O'Keefe             | 70.93        | 2007        | <b>LAT</b>           | <b>7</b>                 | <b>Sinta Ozoliņa</b>           | <b>62.20</b> | <b>2015</b> |
| ITA                 | 7          | Clarissa Claretta          | 70.74        | 2007        | LTU                  | 12                       | Rita Ramanauskaitė             | 57.38        | 1997        |
| JPN                 | 26q        | Yuka Murofushi             | 62.83        | 2005        | MLT                  | 21q                      | Jennifer Pace                  | 41.96        | 1983        |
|                     | 26q        | Masumi Aya                 | 64.09        | 2011        | NCA                  | 29q                      | Dalila Rugama                  | 53.22        | 2007        |
| KOR                 | 29q        | Kang Na-Ru                 | 61.05        | 2011        | NOR                  | 1                        | Trine Hattestad                | 69.18        | 1993        |
| <b>MDA</b>          | <b>8</b>   | <b>Zalina Petrivskaya</b>  | <b>72.38</b> | <b>2015</b> |                      | 1                        | Trine Hattestad                | 68.78        | 1997        |
| NOR                 | 19q        | Mona Holm                  | 67.16        | 2011        | NZL                  | 24q                      | Kirsten Smith                  | 53.98        | 1991        |
| NZL                 | 15q        | Tasha Williams             | 63.83        | 2001        | PAR                  | 24q                      | Leryn Franco                   | 51.13        | 2003        |
| POL                 | 1          | Anita Włodarczyk           | 77.96        | 2009        | PNG                  | 23q                      | Iammogapi Launa                | 46.78        | 1993        |
|                     | <b>1</b>   | <b>Anita Włodarczyk</b>    | <b>80.85</b> | <b>2015</b> | POL                  | 9                        | Barbara Madejczyk              | 58.37        | 2007        |
| POR                 | 24q        | Vânia Silva                | 63.82        | 2003        | POR                  | 15q                      | Silvia Cruz                    | 58.53        | 2007        |
|                     | 24q        | Vânia Silva                | 65.40        | 2011        | ROU                  | 2                        | Felicia Tilea                  | 65.22        | 1995        |
| PUR                 | 29q        | Amarilyls Alméstica        | 56.66        | 2005        | <b>RSA</b>           | <b>3</b>                 | <b>Sunette Viljoen</b>         | <b>65.79</b> | <b>2015</b> |
| ROU                 | 1          | Mihaela Melinte            | 75.20        | 1999        | RUS                  | 1                        | Mariya Abakumova               | 71.99        | 2011        |
| RUS                 | 1          | Tatyana Lysenko            | 77.13        | 2011        | SAM                  | 29q                      | Patsy Selafina Akeli           | 47.37        | 2005        |
|                     | 1          | Tatyana Lysenko            | 78.80        | 2013        |                      |                          |                                |              |             |




| COUNTRY           | POSITION   | NAME                            | MARK         | YEAR        | COUNTRY                                   | POSITION | NAME                    | MARK     | YEAR |
|-------------------|------------|---------------------------------|--------------|-------------|---|----------|-------------------------|----------|------|
| SEY               | 20q        | Lindy Leveaux                   | 49.40        | 2001        | PAR                                       | DNF      | Ingrid Escaruiza        | -        | 1987 |
| SLO               | 7          | Martina Ratej                   | 61.65        | 2011        | POL                                       | 3        | Kamila Chudzik          | 6471     | 2009 |
| SRB               | 9          | Tatjana Jelača                  | 60.81        | 2013        | POR                                       | 7        | Naide Gomes             | 6189     | 2005 |
| SRI               | 12         | Nadeeka Liyanage                | 58.16        | 2013        | PYF                                       | DNF      | Véronique Boyer         | -        | 1993 |
| SUI               | 21q        | Dénise Thiemard                 | 56.34        | 1987        | ROU                                       | 2        | Liliane Nastase         | 6493     | 1991 |
| SWE               | 10         | Sofi Flink                      | 59.52        | 2013        | RSA                                       | DNF      | Janice Josephs          | -        | 2005 |
| TAN               | 27q        | Matilda Kisava                  | 52.60        | 1991        | RUS                                       | 1        | Yelena Prokhorova       | 6694     | 2001 |
| TCH               | 16q        | Elena Burgarová (SVK)           | 58.48        | 1983        |   | 1        | Tatyana Chernova        | 6880     | 2011 |
| THA               | 23q        | Buoban Pamang                   | 56.28        | 2007        | SGP                                       | DNF      | Yu Long Nyu             | -        | 1991 |
| TPE               | 28q        | Li Hui-Cheng                    | 51.42        | 1987        | SLE                                       | 4        | Eunice Barber           | 6340     | 1995 |
| TUR               | 29q        | Aysel Tas                       | 49.20        | 1995        | SUI                                       | 13       | Ellen Sprunger          | 6081     | 2013 |
| UKR               | 9          | Vira Rebryk                     | 58.25        | 2009        | SVK                                       | 16       | Marcela Podracka        | 5902     | 1993 |
| URS               | 4          | Natalya Cherniyenko (UKR)       | 65.22        | 1991        | SWE                                       | 1        | Carolina Klüft          | 7001     | 2003 |
| <b>USA</b>        | <b>8</b>   | <b>Kara Winger</b>              | <b>60.88</b> | <b>2015</b> |   | 1        | Carolina Klüft          | 6887     | 2005 |
| UZB               | 19q        | Yelena Svezhentseva             | 55.10        | 1993        |   | 1        | Carolina Klüft          | 7032     | 2007 |
| VEN               | 27q        | Marietta Riera                  | 53.38        | 1987        | SYR                                       | 1        | Ghada Shouaa            | 6651     | 1995 |
| <b>Heptathlon</b> |            |                                 |              |             | TCH                                       | 10       | Marcela Koblasová (CZE) | 5965     | 1983 |
| ALG               | 5          | Yasmina Azzizi                  | 6392         | 1991        | THA                                       | 29       | Wassana Winatho         | 5671     | 2013 |
| ARG               | 23         | Ana Maria Comaschi              | 5617         | 1991        | TPE                                       | 20       | Ma Chun-Ping            | 5246     | 1993 |
| AUS               | 7          | Glynis Nunn                     | 6195         | 1983        | UKR                                       | 1        | Hanna Melnychenko       | 6586     | 2013 |
|                   | 7          | Jane Flemming                   | 6343         | 1993        | URS                                       | 2        | Larisa Nikitina (RUS)   | 6564     | 1987 |
| AUT               | 18         | Melitta Aigner                  | 5629         | 1983        | USA                                       | 1        | Jackie Joyner           | 7128     | 1987 |
| <b>BAR</b>        | <b>DNF</b> | <b>Akela Jones</b>              | -            | <b>2015</b> |   | 1        | Jackie Joyner-Kersey    | 6837     | 1993 |
| <b>BEL</b>        | <b>11</b>  | <b>Nafissatou Thiam</b>         | <b>6298</b>  | <b>2015</b> | UZB                                       | 21       | Yuliya Tarasova         | 5658     | 2009 |
| BLR               | 2          | Natalya Sazanovich              | 6539         | 2001        | <b>10 Kilometres / 10,000 Metres Walk</b> |          |                         |          |      |
| BOL               | 24         | Elizabeth Arteaga               | 4186         | 1993        | ALG                                       | 45       | Dounia Kara             | 51:33    | 1993 |
| <b>BRA</b>        | <b>26</b>  | <b>Vanessa Spínola</b>          | <b>5647</b>  | <b>2015</b> | ARM                                       | DNS      | Shushanik Dolmazyan     | -        | 1993 |
| BUL               | 4          | Svetla Pistikova                | 6508         | 1993        | AUS                                       | 2        | Kerry Junna-Saxby       | 44:23    | 1987 |
| <b>BUR</b>        | <b>DNF</b> | <b>Marthe Koala</b>             | -            | <b>2015</b> | AUT                                       | 34       | Viera Toporek           | 48:31    | 1991 |
| <b>CAN</b>        | <b>2</b>   | <b>Brianne Theisen-Eaton</b>    | <b>6554</b>  | <b>2015</b> | AZE                                       | 19h1     | Aida Isayeva            | 50:44.62 | 1997 |
| CHN               | 8          | Zhu Yuqing                      | 6211         | 1987        | BIH                                       | 38       | Kada Delić              | 49:06    | 1993 |
| <b>COL</b>        | <b>DNS</b> | <b>Evelis Aguilar</b>           | -            | <b>2015</b> | BLR                                       | 2        | Olga Kardopoltseva      | 43:30.20 | 1997 |
| CUB               | 6          | Regla Cardenas                  | 6306         | 1995        | BOL                                       | 41       | Giovanna Morejon        | 48:18    | 1995 |
| CZE               | 7          | Eliška Klucinová                | 6332         | 2013        | CAN                                       | 8        | Ann Peel                | 45:27    | 1987 |
| DOM               | DNF        | Juana Castillo                  | -            | 2005        | CHN                                       | 3        | Yan Hong                | 44:42    | 1987 |
| ESP               | 16         | Imma Clopes                     | 5631         | 1997        | COL                                       | 32       | Liliana Bermeo          | 48:08    | 1993 |
| EST               | 7          | Larisa Netseporuk               | 6154         | 2003        | CZE                                       | 25       | Kamila Holpuchová       | 47:24    | 1993 |
| FIN               | 4          | Satu Ruotsalainen               | 6404         | 1991        | ECU                                       | 16       | Miriam Ramon            | 46:13    | 1993 |
| FRA               | 1          | Eunice Barber                   | 6861         | 1999        | ESA                                       | 41       | Magdalena Guzman        | 53:44    | 1991 |
| <b>GBR</b>        | <b>1</b>   | <b>Jessica Ennis</b>            | <b>6731</b>  | <b>2009</b> | ESP                                       | 3        | Encarna Granados        | 43:21    | 1993 |
|                   | <b>1</b>   | <b>Jessica Ennis-Hill</b>       | <b>6669</b>  | <b>2015</b> | FIN                                       | 1        | Sari Essayah            | 42:59    | 1993 |
| GER               | 1          | Ramona Neubert (GDR)            | 6714         | 1983        | FRA                                       | 22       | Suzanne Griesbach       | 48:06    | 1987 |
|                   | 1          | Sabine Braun                    | 6672         | 1991        | GBR                                       | 13       | Lisa Langford           | 46:23    | 1987 |
|                   | 1          | Sabine Braun                    | 6739         | 1997        | GER                                       | 5        | Beate Anders            | 43:28    | 1993 |
| GHA               | 3          | Margaret Simpson                | 6375         | 2005        | GRE                                       | 18h1     | Hristina Kokótou        | 48:52.36 | 1997 |
| GRE               | 9          | Aryiró Stratáki                 | 6077         | 2003        | HUN                                       | 6        | Anikó Szabenczy         | 44:14.94 | 1997 |
| GUA               | 20         | Patricia Meigham                | 3955         | 1983        | INA                                       | 40       | Hasiati Lawole          | 50:26    | 1991 |
| HUN               | 3          | Rita Ináncsi                    | 6522         | 1995        | IRL                                       | 18       | Lisa Sheridan           | 46:31    | 1993 |
| IND               | 15         | Pramila Ganapathy               | 5492         | 2001        | ITA                                       | 1        | Annarita Sidoti         | 42:55.49 | 1997 |
| ISR               | DNF        | Svetlana Gnezdilov              | -            | 2003        | JPN                                       | 14       | Yuka Mitsumori          | 47:24.22 | 1997 |
| ITA               | 6          | Gertrud Bacher                  | 6166         | 2003        | KAZ                                       | 13       | Svetlana Tolstaya       | 47:09.51 | 1997 |
| <b>JAM</b>        | <b>DNF</b> | <b>Salcia Slack</b>             | -            | <b>2015</b> | LAT                                       | 8        | Anita Liepina           | 45:00.56 | 1997 |
| JPN               | 20         | Yuki Nakata                     | 5735         | 2005        | LTU                                       | 31       | Sada Buksniene          | 48:03    | 1993 |
| KAZ               | 11         | Svetlana Kazanina               | 6047         | 2003        | MAS                                       | DQ/h2    | Cheng Tong Lean         | -        | 1997 |
| <b>LAT</b>        | <b>3</b>   | <b>Laura Ikauniece-Admidīņa</b> | <b>6516</b>  | <b>2015</b> |   | DQ/h1    | Annastasia Silvaraj     | -        | 1997 |
| LBN               | DNF        | Zeina Mina                      | -            | 1983        | MDA                                       | 26       | Yuliya Lisnik           | 47:41    | 1993 |
| LCA               | 28         | Makeba Alcide                   | 5751         | 2013        | MEX                                       | 6        | Graciela Mendoza        | 44:03    | 1991 |
| LIE               | DNF        | Manuela Marxer                  | -            | 1987        | NOR                                       | 26       | Solvi Furnes            | 49:18    | 1987 |
|                   | DNF        | Eladio Fernández                | -            | 1993        | NZL                                       | 41       | Linn Murphy             | 49:24    | 1993 |
|                   | DNF        | Manuela Marxer                  | -            | 1995        | POL                                       | 6        | Katarzyna Radtke        | 43:33    | 1993 |
| LTU               | 3          | Remigia Nazarovienė             | 6566         | 1997        | POR                                       | 11       | Susana Feitór           | 45:06    | 1993 |
| MKD               | 21         | Marina Damceska                 | 5239         | 1993        | ROU                                       | 20       | Norica Cîmpean          | 44:46    | 1995 |
| NED               | 3          | Dafne Schippers                 | 6477         | 2013        | RUS                                       | 1        | Irina Stankina          | 42:13    | 1995 |
| <b>NGR</b>        | <b>18</b>  | <b>Naomi Osazuwa</b>            | <b>5951</b>  | <b>2015</b> | SGP                                       | 46       | Helen Low Guan Hoon     | 54:07    | 1993 |
| NOR               | 11         | Ida Marcussen                   | 6226         | 2007        | SVK                                       | 30       | Zuzana Zemková          | 47:56    | 1993 |
| NZL               | 15         | Joanne Henry                    | 6011         | 1997        | SWE                                       | 2        | Madelein Svensson       | 43:13    | 1991 |
|                   |            |                                 |              |             | TCH                                       | 10       | Dana Vavracová (CZE)    | 46:10    | 1987 |
|                   |            |                                 |              |             | UKR                                       | 13       | Tatyana Ragozina        | 45:24    | 1993 |



| COUNTRY                   | POSITION  | NAME                       | MARK           | YEAR        | COUNTRY                     | POSITION        | TEAM | MARK           | YEAR        |
|---------------------------|-----------|----------------------------|----------------|-------------|-----------------------------|-----------------|------|----------------|-------------|
| URS                       | 1         | Irina Strakhova (RUS)      | 44:12          | 1987        | <b>4 x 100 Metres Relay</b> |                 |      |                |             |
|                           | 1         | Alina Ivanova (RUS)        | 42:57          | 1991        | AUS                         | 8               |      | 43.79          | 1991        |
| USA                       | 15        | Lynn Welk                  | 46:51          | 1987        | BAH                         | 1               |      | 41.92          | 1999        |
|                           | 15        | Michelle Rohl              | 44:17          | 1995        | BEL                         | 3               |      | 42.75          | 2007        |
| <b>20 Kilometres Walk</b> |           |                            |                |             | BLR                         | 3               |      | 42.56          | 2005        |
| AUS                       | 3         | Kerry Junna-Saxby          | 1:31:18        | 1999        | BRA                         | 4               |      | <b>43.13</b>   | <b>2009</b> |
| AZE                       | DQ        | Gulnara Mammadova          | -              | 2005        | BUL                         | 4               |      | 42.93          | 1983        |
| BLR                       | 2         | Valentina Tsybul'skaya     | 1:28:49        | 2001        |                             | 4               |      | 42.71          | 1987        |
|                           | 2         | Rita Turova                | 1:27:05        | 2005        | CAN                         | 5               |      | 43.05          | 1983        |
| BOL                       | 16        | Giovana Irusta             | 1:36:50        | 2001        | CHN                         | 8               |      | 43.32          | 1997        |
| <b>BRA</b>                | <b>6</b>  | <b>Erica de Sena</b>       | <b>1:30:06</b> | <b>2015</b> | CIV                         | 6h1             |      | 44.05          | 2001        |
| BUL                       | 12        | Nevena Mineva              | 1:35:18        | 2001        |                             | 6h1             |      | 45.60          | 2003        |
| <b>CAN</b>                | <b>13</b> | <b>Rachel Seaman</b>       | <b>1:31:39</b> | <b>2015</b> | CMR                         | 7h1             |      | 45.37          | 1999        |
| <b>CHN</b>                | 1         | Liu Hongyu                 | 1:30:50        | 1999        | COL                         | 6               |      | 43.07          | 2005        |
|                           | 1         | <b>Liu Hong</b>            | <b>1:30:00</b> | <b>2011</b> | CUB                         | 6               |      | 43.66          | 1987        |
|                           | 1         | <b>Liu Hong</b>            | <b>1:27:45</b> | <b>2015</b> |                             | 6               |      | 43.75          | 1991        |
| <b>COL</b>                | <b>19</b> | <b>Lorena Arenas</b>       | <b>1:33:24</b> | <b>2015</b> |                             | 6               |      | 42.89          | 1993        |
| CZE                       | 5         | Barbora Dibelková          | 1:29:05        | 2005        | DEN                         | 8h1             |      | 45.04          | 1983        |
| <b>ECU</b>                | <b>16</b> | <b>Paola Pérez</b>         | <b>1:32:12</b> | <b>2015</b> | DOM                         | 5h1             |      | 43.28          | 2013        |
| <b>ESA</b>                | <b>36</b> | <b>Cristina López</b>      | <b>1:47:33</b> | <b>2009</b> | ESP                         | 4h2             |      | 45.14          | 1999        |
| ESP                       | 3         | Maria Vasco                | 1:30:47        | 2007        | FIN                         | 6               |      | 44.46          | 1995        |
| FIN                       | 35        | Outi Sillanpää             | 1:41:03        | 2005        | FRA                         | 1               |      | 41.78          | 2003        |
| FRA                       | 19        | Fatiha Ouali               | 1:34:01        | 2003        | GBR                         | 2               |      | 42.71          | 1983        |
| <b>GBR</b>                | <b>21</b> | <b>Jo Jackson</b>          | <b>1:35:32</b> | <b>2011</b> | GER                         | 1               | GDR  | 41.76          | 1983        |
| GER                       | 7         | Melanie Seeger             | 1:30:41        | 2001        |                             | 1               |      | 42.32          | 2001        |
| GRE                       | 6         | Athiná Papagianni          | 1:29:21        | 2005        | GHA                         | 5h1             |      | 44.28          | 1987        |
| <b>GUA</b>                | <b>12</b> | <b>Mirna Ortíz</b>         | <b>1:31:32</b> | <b>2015</b> | GRE                         | 6               |      | 43.25          | 2001        |
| <b>HUN</b>                | <b>15</b> | <b>Viktória Madarász</b>   | <b>1:32:01</b> | <b>2015</b> | IND                         | 7h2             |      | 46.32          | 1987        |
| <b>IND</b>                | <b>37</b> | <b>Khushbir Kaur</b>       | <b>1:38:53</b> | <b>2015</b> | ITA                         | 7               |      | 43.76          | 1991        |
| IRL                       | 1         | Olive Loughnane            | 1:28:58        | 2009        | <b>JAM</b>                  | 1               |      | 41.94          | 1991        |
| ITA                       | 3         | Elisabetta Perrone         | 1:28:56        | 2001        |                             | 1               |      | 42.06          | 2009        |
|                           | 3         | <b>Elisa Rigaud</b>        | <b>1:30:44</b> | <b>2011</b> |                             | 1               |      | 41.29          | 2013        |
| <b>JPN</b>                | <b>6</b>  | <b>Masumi Fuchise</b>      | <b>1:31:15</b> | <b>2009</b> |                             | 1               |      | <b>41.07</b>   | <b>2015</b> |
| KAZ                       | 8         | Maya Sazonova              | 1:32:19        | 1999        | <b>JPN</b>                  | <b>3h3</b>      |      | <b>44.24</b>   | <b>2009</b> |
| <b>KEN</b>                | <b>36</b> | <b>Grace Wanjiru</b>       | <b>1:43:59</b> | <b>2011</b> | KOR                         | 5h2             |      | 46.14          | 2011        |
| KOR                       | 14        | Kim Mi-jung                | 1:35:30        | 2001        | MAD                         | 4h3             |      | 44.36          | 1999        |
| LAT                       | 22        | Jolanta Dukure             | 1:34:24        | 2005        | <b>NED</b>                  | <b>DQ/Final</b> |      | <b>(42.33)</b> | <b>2015</b> |
| <b>LTU</b>                | <b>7</b>  | <b>Kristina Saltanovič</b> | <b>1:31:23</b> | <b>2009</b> | NGR                         | 4               |      | 42.77          | 1991        |
|                           | 7         | <b>Kristina Saltanovič</b> | <b>1:31:40</b> | <b>2011</b> |                             | 4               |      | 42.52          | 2001        |
|                           | 7         | <b>Brigita Dimšienė</b>    | <b>1:30:20</b> | <b>2015</b> | POL                         | 7               |      | 43.51          | 1999        |
| MAS                       | 16        | Yuan Yufang                | 1:35:31        | 1999        | PUR                         | DQ/h2           |      | -              | 1999        |
| MEX                       | 9         | Guadalupe Sánchez          | 1:32:27        | 2001        | RSA                         | 5h1             |      | 44.35          | 1999        |
|                           | 9         | <b>Alejandra Ortega</b>    | <b>1:31:04</b> | <b>2015</b> | RUS                         | 1               |      | 41.49          | 1993        |
| NFI                       | 27        | Angela Keogh               | 2:08:46        | 2001        | SKN                         | 5h1             |      | 43.98          | 2009        |
| NOR                       | 4         | Kjersti Plätzer            | 1:31:24        | 2007        | SLO                         | DQ/h3           |      | (44.81)        | 2003        |
| <b>NZL</b>                | <b>18</b> | <b>Alana Barber</b>        | <b>1:33:20</b> | <b>2015</b> | SRI                         | 5h1             |      | 43.89          | 2001        |
| PER                       | 34        | Mabel Oncebay              | 1:40:46        | 2005        | SUI                         | 3h2             |      | 43.21          | 2013        |
|                           | 34        | Kimberly García            | 1:33:57        | 2013        | SWE                         | 3h1             |      | 43.67          | 2005        |
| POL                       | 5         | Katarzyna Radtke           | 1:31:34        | 1999        | TCH                         | 8               |      | 43.78          | 1983        |
| POR                       | 3         | Susana Feitór              | 1:28:44        | 2005        | THA                         | 5h2             |      | 44.59          | 2009        |
| ROU                       | 5         | Claudia Stef               | 1:29:09        | 2003        | TPE                         | 5h1             |      | 44.59          | 1993        |
| RSA                       | DNF       | Susan Vermeulen            | -              | 1999        |                             | 5h1             |      | 45.18          | 1995        |
| RUS                       | 1         | Olimpiada Ivanova          | 1:27:48        | 2001        | <b>TTO</b>                  | <b>3</b>        |      | <b>42.03</b>   | <b>2015</b> |
|                           | 1         | Yelena Nikolayeva          | 1:26:52        | 2003        | UKR                         | 3               |      | 42.51          | 2011        |
|                           | 1         | Olimpiada Ivanova          | 1:25:41        | 2005        | URS                         | 2               |      | 42.20          | 1991        |
|                           | 1         | Olga Kaniskina             | 1:30:09        | 2007        | USA                         | 1               |      | 41.58          | 1987        |
|                           | 1         | Yelena Lashmanova          | 1:27:08        | 2013        |                             | 1               |      | 42.12          | 1995        |
| SUI                       | 21        | Marie Polli                | 1:36:54        | 2007        |                             | 1               |      | 41.47          | 1997        |
| SVK                       | 18        | Zuzana Malíková            | 1:36:26        | 2007        |                             | 1               |      | 41.78          | 2005        |
| SWE                       | 27        | Monica Svensson            | 1:39:21        | 2003        |                             | 1               |      | 41.98          | 2007        |
| <b>TUN</b>                | <b>30</b> | <b>Chaima Trabelsi</b>     | <b>1:39:50</b> | <b>2009</b> |                             | 1               |      | 41.56          | 2011        |
| TUR                       | 32        | Yeliz Ay                   | 1:45:52        | 2007        | UZB                         | 5h3             |      | 45.74          | 2003        |
| <b>UKR</b>                | <b>3</b>  | <b>Lyudmyla Olyanovska</b> | <b>1:28:13</b> | <b>2015</b> |                             |                 |      |                |             |
| USA                       | 19        | Debbi Lawrence             | 1:37:57        | 2001        |                             |                 |      |                |             |
| <b>VEN</b>                | <b>34</b> | <b>Milángela Rosales</b>   | <b>1:40:49</b> | <b>2011</b> |                             |                 |      |                |             |
| VIE                       | 47        | Nguyen Thi Thanh Phuc      | 1:36:27        | 2013        |                             |                 |      |                |             |

| COUNTRY                     | POSITION | TEAM | MARK           | YEAR        |
|-----------------------------|----------|------|----------------|-------------|
| <b>4 x 400 Metres Relay</b> |          |      |                |             |
| AUS                         | 3        |      | 3:25.88        | 1995        |
| BAH                         | 4h2      |      | 3:32.91        | 2013        |
| BAR                         | 3h3      |      | 3:34.37        | 1999        |
| <b>BLR</b>                  | <b>4</b> |      | <b>3:25.64</b> | <b>2011</b> |
| BOT                         | 6h2      |      | 3:38.96        | 2013        |
| BRA                         | DQ/Final |      | (3:27.40)      | 2005        |
| BUL                         | 7        |      | 3:30.36        | 1983        |
| CAN                         | 4        |      | 3:27.41        | 1983        |
|                             | 4        |      | 3:24.11        | 1987        |
| CHN                         | 5h3      |      | 3:32.39        | 2011        |
| CMR                         | 7        |      | 3:27.08        | 2003        |
| COL                         | DNF/h1   |      | -              | 1995        |
| <b>CUB</b>                  | 7        |      | 3:29.27        | 1995        |
|                             | 7        |      | 3:29.19        | 1999        |
|                             | 7        |      | 3:27.05        | 2007        |
|                             | <b>7</b> |      | <b>3:36.99</b> | <b>2009</b> |
| CZE                         | 4        |      | 3:23.82        | 1999        |
| ESP                         | 7        |      | 3:27.57        | 1991        |
| <b>FRA</b>                  | <b>3</b> |      | <b>3:24.21</b> | <b>2013</b> |
| <b>GBR</b>                  | <b>2</b> |      | <b>3:22.61</b> | <b>2013</b> |
| GER                         | 1        | GDR  | 3:19.73        | 1983        |
|                             | 1        | GDR  | 3:18.63        | 1987        |
|                             | 1        |      | 3:20.92        | 1997        |
| GRE                         | 4h1      |      | 3:33.88        | 2003        |
| HUN                         | 8        |      | 3:29.07        | 1991        |
| IND                         | 4h3      |      | 3:36.54        | 1999        |
| IRL                         | 4h3      |      | 3:27.48        | 2011        |
| ISR                         | 7h3      |      | 3:32.99        | 2003        |
| ITA                         | 8        |      | 3:30.63        | 1997        |
|                             | 8        |      | 3:29.56        | 1999        |
| JAM                         | 1        |      | 3:20.65        | 2001        |
|                             | <b>1</b> |      | <b>3:19.13</b> | <b>2015</b> |
| JPN                         | 6h2      |      | 3:35.82        | 1991        |
|                             | 6h2      |      | 3:33.51        | 2001        |
|                             | 6h2      |      | 3:30.17        | 2007        |
| KAZ                         | 6h3      |      | 3:31.20        | 2003        |
| KEN                         | 6h1      |      | 3:30.16        | 1987        |
| KOR                         | 6h3      |      | 3:43.22        | 2011        |
| LBR                         | DQ/h2    |      | (3:55.30)      | 1999        |
| MEX                         | 8        |      | 3:29.14        | 2007        |
| NGR                         | 5        |      | 3:24.45        | 1991        |
|                             | <b>5</b> |      | <b>3:28.55</b> | <b>2011</b> |
|                             | <b>5</b> |      | <b>3:27.57</b> | <b>2013</b> |
| NOR                         | 6h1      |      | 3:32.76        | 1991        |
| POL                         | 4        |      | 3:24.49        | 2005        |
| POR                         | 6h2      |      | 3:34.76        | 1993        |
| PUR                         | 5h2      |      | 3:42.79        | 1983        |
| <b>ROU</b>                  | <b>6</b> |      | <b>3:28.40</b> | <b>2013</b> |
| RSA                         | 6h2      |      | 3:31.71        | 2005        |
| RUS                         | 1        |      | 3:21.98        | 1999        |
|                             | 1        |      | 3:20.95        | 2005        |
| SEN                         | DQ/Final |      | (3:25.83)      | 2003        |
| SUI                         | 8        |      | 3:28.52        | 1993        |
| TCH                         | 2        |      | 3:20.32        | 1983        |
| TTO                         | 5h2      |      | 3:33.50        | 2013        |
| TUR                         | DQ/h3    |      | (3:32.15)      | 2011        |
| <b>UKR</b>                  | <b>4</b> |      | <b>3:27.38</b> | <b>2013</b> |
| URS                         | 1        |      | 3:18.43        | 1991        |
| <b>USA</b>                  | 1        |      | 3:16.71        | 1993        |
|                             | 1        |      | 3:22.39        | 1995        |
|                             | 1        |      | 3:22.63        | 2003        |
|                             | 1        |      | 3:18.55        | 2007        |
|                             | 1        |      | 3:17.83        | 2009        |
|                             | 1        |      | 3:18.09        | 2011        |
|                             | <b>1</b> |      | <b>3:20.41</b> | <b>2013</b> |



# PROGRESSION OF OFFICIAL WORLD RECORDS

See men's section (page 646) for notes

| MARK  | WIND | AUTO                      | NAME                             | COUNTRY | VENUE            | DATE      |
|---|------|---------------------------|----------------------------------|---------|------------------|-----------|
| <b>100 Metres</b>   |      |                           | <b>43 ratified world records</b> |         |                  |           |
| 13.6  |      |                           | Marie Mejzlíková II              | TCH     | Praha            | 5 Aug 22  |
| 12.8  |      |                           | Mary Lines                       | GBR     | Paris            | 20 Aug 22 |
| 12.4  |      |                           | Gundel Wittmann                  | GER     | Braunschweig     | 22 Aug 26 |
| 12.2  |      |                           | Kinue Hitomi                     | JPN     | Osaka            | 20 May 28 |
| 12.0  |      |                           | Myrtle Cook                      | CAN     | Halifax          | 2 Jul 28  |
| 12.0  |      |                           | Tollien Schuurman                | NED     | Amsterdam        | 31 Aug 30 |
| 11.9  |      |                           | Tollien Schuurman                | NED     | Haarlem          | 5 Jun 32  |
| 11.9  |      |                           | Stanisława Walasiewicz           | POL     | Los Angeles      | 1 Aug 32  |
| 11.8  |      |                           | Stanisława Walasiewicz           | POL     | Poznań           | 17 Sep 33 |
| 11.7  |      |                           | Stanisława Walasiewicz           | POL     | Warszawa         | 26 Aug 34 |
| 11.6  |      |                           | Helen Stephens                   | USA     | Kansas City      | 8 Jun 35  |
| 11.6  |      |                           | Stanisława Walasiewicz           | POL     | Berlin           | 1 Aug 37  |
| 11.5  |      |                           | Fanny Blankers-Koen              | NED     | Amsterdam        | 13 Jun 48 |
| 11.5  | 1.7  | 11.65                     | Marjorie Jackson                 | AUS     | Helsinki         | 22 Jul 52 |
| 11.4  | 1.7  |                           | Marjorie Jackson                 | AUS     | Gifu             | 4 Oct 52  |
| 11.3  | 1.4  |                           | Shirley Strickland               | AUS     | Warszawa         | 4 Aug 55  |
| 11.3  | 1.4  |                           | Vera Krepkina                    | URS     | Kiyev            | 13 Sep 58 |
| 11.3  | 0.8  | 11.41                     | Wilma Rudolph                    | USA     | Roma             | 2 Sep 60  |
| 11.2  |      |                           | Wilma Rudolph                    | USA     | Stuttgart        | 19 Jul 61 |
| 11.2  | 0.2  | 11.23                     | Wyomia Tyus                      | USA     | Tokyo            | 15 Oct 64 |
| 11.1  | 2.0  |                           | Irena Kirszenstein               | POL     | Praha            | 9 Jul 65  |
| 11.1  |      |                           | Wyomia Tyus                      | USA     | Kiyev            | 31 Jul 65 |
| 11.1  | 0.3  |                           | Barbara Ferrell                  | USA     | Santa Barbara    | 2 Jul 67  |
| 11.1  | 0.0  |                           | Lyudmila Samotyosova             | URS     | Leninakan        | 15 Aug 68 |
| 11.1  | 1.8  | 11.20                     | Irena Szewińska                  | POL     | Ciudad de México | 14 Oct 68 |
| 11.0  | 1.2  | 11.08/adjusted from 11.07 | Wyomia Tyus                      | USA     | Ciudad de México | 15 Oct 68 |
| 11.0  | 1.9  | 11.22                     | Chi Cheng                        | TPE     | Wien             | 18 Jul 70 |
| 11.0  | 1.9  |                           | Renate Meissner                  | GDR     | East Berlin      | 2 Aug 70  |
| 11.0  | 1.7  |                           | Renate Meissner/Stecher          | GDR     | East Berlin      | 31 Jul 71 |
| 11.0  | -1.5 |                           | Renate Stecher                   | GDR     | Potsdam          | 3 Jun 72  |
| 11.0  | 1.9  |                           | Ellen Stropahl                   | GDR     | Potsdam          | 15 Jun 72 |
| 11.0  | 1.4  |                           | Eva Glesková                     | TCH     | Budapest         | 1 Jul 72  |
| 10.9  | 1.9  |                           | Renate Stecher                   | GDR     | Ostrava          | 7 Jun 73  |
| 10.8  | 1.8  | 11.07                     | Renate Stecher                   | GDR     | Dresden          | 20 Jul 73 |
| <i>Progression of automatically-timed records following the first such ratified marks, 11.07 Tyus as above:</i> |      |                           |                                  |         |                  |           |
| 11.07   | 0.2  |                           | Renate Stecher                   | GDR     | München          | 2 Sep 72  |
| 11.04   | 0.6  |                           | Inge Helten                      | FRG     | Fürth            | 13 Jun 76 |
| 11.01   | 0.6  |                           | Annegret Richter                 | FRG     | Montréal         | 25 Jul 76 |
| 10.88   | 2.0  |                           | Marlies Oelsner/Göhr             | GDR     | Dresden          | 1 Jul 77  |
| 10.88   | 1.9  |                           | Marlies Göhr                     | GDR     | Karl-Marx-Stadt  | 9 Jul 82  |
| 10.81   | 1.7  |                           | Marlies Göhr                     | GDR     | East Berlin      | 8 Jun 83  |
| 10.79   | 0.6  |                           | Evelyn Ashford                   | USA     | US Air Academy   | 3 Jul 83  |
| 10.76   | 1.7  |                           | Evelyn Ashford                   | USA     | Zürich           | 22 Aug 84 |
| 10.49   | 0.0  |                           | Florence Griffith Joyner         | USA     | Indianapolis     | 16 Jul 88 |
| <b>200 Metres (Bend)</b>  |      |                           | <b>26 ratified world records</b> |         |                  |           |
| <i>y denotes time for 220 yards (201.17m) which was also ratified as a record for this event</i>                |      |                           |                                  |         |                  |           |
| 27.8+   |      |                           | Alice Cast                       | GBR     | Paris            | 20 Aug 22 |
| 26.8y   |      |                           | Mary Lines                       | GBR     | Waddon           | 23 Sep 22 |
| 26.2y   |      |                           | Eileen Edwards                   | GBR     | London           | 20 Aug 24 |
| 26.0  |      |                           | Eileen Edwards                   | GBR     | Paris            | 3 Oct 26  |
| 25.4  |      |                           | Eileen Edwards                   | GBR     | Berlin           | 12 Jun 27 |
| 24.6  |      |                           | Tollien Schuurman                | NED     | Bruxelles        | 13 Aug 33 |
| 23.6  |      |                           | Stanisława Walasiewicz           | POL     | Warszawa         | 4 Aug 35  |
| 23.6  |      | 23.74                     | Marjorie Jackson                 | AUS     | Helsinki         | 25 Jul 52 |
| 23.4  |      | 23.59                     | Marjorie Jackson                 | AUS     | Helsinki         | 25 Jul 52 |
| 23.2  |      |                           | Betty Cuthbert                   | AUS     | Sydney           | 16 Sep 56 |
| 23.2y   |      |                           | Betty Cuthbert                   | AUS     | Hobart           | 7 Mar 60  |
| 22.9  | 1.4  |                           | Wilma Rudolph                    | USA     | Corpus Christi   | 9 Jul 60  |
| 22.9y   | 0.0  |                           | Margaret Burvill                 | AUS     | Perth            | 22 Feb 64 |
| 22.7  | 0.8  |                           | Irena Kirszenstein               | POL     | Warszawa         | 8 Aug 65  |
| 22.5  | 2.0  | 22.58                     | Irena Kirszenstein/Szewińska     | POL     | Ciudad de México | 18 Oct 68 |

| MARK  | WIND | AUTO  | NAME                     | COUNTRY | VENUE           | DATE      |
|---|------|-------|--------------------------|---------|-----------------|-----------|
| 22.4  | 0.8  | 22.62 | Chi Cheng                | TPE     | München         | 12 Jul 70 |
| 22.4  | 1.1  | 22.40 | Renate Stecher           | GDR     | München         | 7 Sep 72  |
| 22.1  | 1.6  | 22.38 | Renate Stecher           | GDR     | Dresden         | 21 Jul 73 |
| 22.1  | 1.9  | 22.21 | Irena Szewińska          | POL     | Potsdam         | 13 Jun 74 |
| <i>Progression of automatically-timed records following the first such ratified mark, 22.21 Szewińska as above:</i> |      |       |                          |         |                 |           |
| 22.06   | 1.2  |       | Marita Koch              | GDR     | Erfurt          | 28 May 78 |
| 22.02   | -1.4 |       | Marita Koch              | GDR     | Leipzig         | 3 Jun 79  |
| 21.71   | 0.7  |       | Marita Koch              | GDR     | Karl-Marx-Stadt | 10 Jun 79 |
| 21.71   | 0.3  |       | Marita Koch              | GDR     | Potsdam         | 21 Jul 84 |
| 21.71   | 1.9  |       | Heike Drechsler          | GDR     | Jena            | 29 Jun 86 |
| 21.71   | -0.8 |       | Heike Drechsler          | GDR     | Stuttgart       | 29 Aug 86 |
| 21.56   | 1.7  |       | Florence Griffith Joyner | USA     | Seoul           | 29 Sep 88 |
| 21.34   | 1.2  |       | Florence Griffith Joyner | USA     | Seoul           | 29 Sep 88 |

**400 Metres****27 ratified world records***y denotes time for 440 yards (402.34m) which was also ratified as a record for this event*

|  |  |       |                         |     |              |           |
|--|--|-------|-------------------------|-----|--------------|-----------|
| 57.0y  |  |       | Marlene Mathews/Willard | AUS | Sydney       | 6 Jan 57  |
| 57.0y  |  |       | Marise Chamberlain      | NZL | Christchurch | 16 Feb 57 |
| 56.3y  |  |       | Nancy Boyle             | AUS | Sydney       | 24 Feb 57 |
| 55.2   |  |       | Polina Lazareva         | URS | Moskva       | 10 May 57 |
| 54.0   |  |       | Mariya Itkina           | URS | Minsk        | 8 Jun 57  |
| 53.6   |  |       | Mariya Itkina           | URS | Moskva       | 6 Jul 57  |
| 53.4+  |  |       | Mariya Itkina           | URS | Krasnodar    | 12 Sep 59 |
| 53.4   |  |       | Mariya Itkina           | URS | Beograd      | 14 Sep 62 |
| 51.9   |  |       | Shin Geum Dan           | PRK | Pyongyang    | 23 Oct 62 |
| 51.7   |  | 51.72 | Nicole Duclos           | FRA | Pireás       | 18 Sep 69 |
| 51.7   |  | 51.74 | Colette Besson          | FRA | Pireás       | 18 Sep 69 |
| 51.0   |  | 51.02 | Marilyn Neufville       | JAM | Edinburgh    | 23 Jul 70 |
| 51.0   |  | 51.08 | Monika Zehrt            | GDR | Colombes     | 4 Jul 72  |
| 49.9   |  |       | Irena Szewińska         | POL | Warszawa     | 22 Jun 74 |
| <i>Progression of automatically-timed records:</i> |  |       |                         |     |              |           |
| 50.14  |  |       | Riitta Salin            | FIN | Roma         | 4 Sep 74  |
| 49.77  |  |       | Christina Brehmer       | GDR | Dresden      | 9 May 76  |
| 49.75  |  |       | Irena Szewińska         | POL | Bydgoszcz    | 22 Jun 76 |
| 49.29  |  |       | Irena Szewińska         | POL | Montréal     | 29 Jul 76 |
| 49.19  |  |       | Marita Koch             | GDR | Leipzig      | 2 Jul 78  |
| 49.03  |  |       | Marita Koch             | GDR | Potsdam      | 19 Aug 78 |
| 48.94  |  |       | Marita Koch             | GDR | Praha        | 31 Aug 78 |
| 48.89  |  |       | Marita Koch             | GDR | Potsdam      | 29 Jul 79 |
| 48.60  |  |       | Marita Koch             | GDR | Torino       | 4 Aug 79  |
| 48.16  |  |       | Marita Koch             | GDR | Athína       | 8 Sep 82  |
| 47.99  |  |       | Jarmila Kratochvílová   | TCH | Helsinki     | 10 Aug 83 |
| 47.60  |  |       | Marita Koch             | GDR | Canberra     | 6 Oct 85  |

**800 Metres****29 ratified world records***y denotes time for 880 yards (804.68m) which was also ratified as a record for this event*

|         |  |         |                          |     |             |           |
|---------|--|---------|--------------------------|-----|-------------|-----------|
| 2:30.4+ |  |         | Georgette Lenoir         | FRA | Paris       | 20 Aug 22 |
| 2:26.6y |  |         | Mary Lines               | GBR | London      | 30 Aug 22 |
| 2:23.8  |  |         | Lina Batschauer/Radke    | GER | Breslau     | 7 Aug 27  |
| 2:20.4  |  |         | Inga Gentzel             | SWE | Stockholm   | 16 Jun 28 |
| 2:19.6  |  |         | Lina Radke               | GER | Brieg       | 1 Jul 28  |
| 2:16.8  |  |         | Lina Radke               | GER | Amsterdam   | 2 Aug 28  |
| 2:15.9  |  |         | Anna Larsson             | SWE | Stockholm   | 27 Aug 44 |
| 2:14.8  |  |         | Anna Larsson             | SWE | Hälsingborg | 19 Aug 45 |
| 2:13.8  |  |         | Anna Larsson             | SWE | Stockholm   | 30 Aug 45 |
| 2:13.0  |  |         | Yevdokiya Vasilyeva      | URS | Moskva      | 17 Jul 50 |
| 2:12.2  |  |         | Valentina Pomogayeva     | URS | Moskva      | 26 Jul 51 |
| 2:12.0  |  |         | Nina Pletnyova           | URS | Minsk       | 26 Aug 51 |
| 2:08.5  |  |         | Nina Pletnyova/Otkalenko | URS | Kiyev       | 15 Jun 52 |
| 2:07.3  |  |         | Nina Otkalenko           | URS | Moskva      | 27 Aug 53 |
| 2:06.6  |  |         | Nina Otkalenko           | URS | Kiyev       | 16 Sep 54 |
| 2:05.0  |  |         | Nina Otkalenko           | URS | Zagreb      | 24 Sep 55 |
| 2:04.3  |  |         | Lyudmila Shevtsova       | URS | Moskva      | 3 Jul 60  |
| 2:04.3  |  | 2:04.50 | Lyudmila Shevtsova       | URS | Roma        | 7 Sep 60  |
| 2:01.2+ |  |         | Dixie Willis             | AUS | Perth       | 3 Mar 62  |
| 2:01.1  |  |         | Ann Packer               | GBR | Tokyo       | 20 Oct 64 |
| 2:01.0  |  |         | Judy Pollock             | AUS | Helsinki    | 28 Jun 67 |
| 2:00.5  |  |         | Vera Nikolić             | YUG | London      | 20 Jul 68 |
| 1:58.5  |  | 1:58.45 | Hildegard Falck          | FRG | Stuttgart   | 11 Jul 71 |



| MARK    | AUTO    | NAME                  | COUNTRY | VENUE    | DATE      |
|---------|---------|-----------------------|---------|----------|-----------|
| 1:57.5  | 1:57.48 | Svetla Zlateva        | BUL     | Pireás   | 24 Aug 73 |
| 1:56.0  |         | Valentina Gerasimova  | URS     | Kiyev    | 12 Jun 76 |
| 1:54.9  | 1:54.94 | Tatyana Kazankina     | URS     | Montréal | 26 Jul 76 |
| 1:54.9  | 1:54.85 | Nadezhda Olizarenko   | URS     | Moskva   | 12 Jun 80 |
| 1:53.5  | 1:53.43 | Nadezhda Olizarenko   | URS     | Moskva   | 27 Jul 80 |
| 1:53.28 |         | Jarmila Kratochvílová | TCH     | München  | 26 Jul 83 |

**1000 Metres****13 ratified world records**

|         |  |                        |     |             |           |
|---------|--|------------------------|-----|-------------|-----------|
| 3:17.4  |  | Georgette Lenoir       | FRA | Paris       | 6 Aug 22  |
| 3:12.0  |  | Lucie Bréard           | FRA | Paris       | 20 Aug 22 |
| 3:08.2  |  | Edith Trickey          | GBR | London      | 4 Aug 24  |
| 3:06.6  |  | Lina Radke             | GER | Brieg       | 24 Aug 30 |
| 3:04.4  |  | Gladys Lunn            | GBR | London      | 16 May 31 |
| 3:02.5  |  | Stanislawa Walasiewicz | POL | Katowice    | 8 Oct 33  |
| 3:00.6  |  | Gladys Lunn            | GBR | Birmingham  | 23 Jun 34 |
| 2:35.9  |  | Gunhild Hoffmeister    | GDR | Potsdam     | 20 Aug 72 |
| 2:35.0  |  | Karin Krebs            | GDR | Potsdam     | 28 Aug 74 |
| 2:33.8  |  | Nikolina Shtereva      | BUL | Sofiya      | 4 Jul 76  |
| 2:30.67 |  | Christine Wachtel      | GDR | West Berlin | 17 Aug 90 |
| 2:29.34 |  | Maria Mutola           | MOZ | Bruxelles   | 5 Aug 95  |
| 2:28.98 |  | Svetlana Masterkova    | RUS | Bruxelles   | 3 Aug 96  |

**1500 Metres****14 ratified world records**

|         |         |                      |     |          |           |
|---------|---------|----------------------|-----|----------|-----------|
| 4:17.3+ |         | Anne Smith           | GBR | London   | 3 Jun 67  |
| 4:15.6  |         | Maria Gommers        | NED | Sittard  | 24 Oct 67 |
| 4:12.4  |         | Paola Pigni          | ITA | Milano   | 2 Jul 69  |
| 4:10.7  | 4:10.77 | Jaroslava Jehličková | TCH | Pireás   | 20 Sep 69 |
| 4:09.6  | 4:09.62 | Karin Burneleit      | GDR | Helsinki | 15 Aug 71 |
| 4:06.9  |         | Lyudmila Bragina     | URS | Moskva   | 18 Jul 72 |
| 4:06.5  | 4:06.47 | Lyudmila Bragina     | URS | München  | 4 Sep 72  |
| 4:05.1  | 4:05.07 | Lyudmila Bragina     | URS | München  | 7 Sep 72  |
| 4:01.4  | 4:01.38 | Lyudmila Bragina     | URS | München  | 9 Sep 72  |
| 3:56.0  |         | Tatyana Kazankina    | URS | Podolsk  | 28 Jun 76 |
| 3:55.0  |         | Tatyana Kazankina    | URS | Moskva   | 6 Jul 80  |
| 3:52.47 |         | Tatyana Kazankina    | URS | Zürich   | 13 Aug 80 |
| 3:50.46 |         | Qu Junxia            | CHN | Beijing  | 11 Sep 93 |
| 3:50.07 |         | Genzabe Dibaba       | ETH | Monaco   | 17 Jul 15 |

**One Mile****13 ratified world records**

|         |         |                         |     |           |           |
|---------|---------|-------------------------|-----|-----------|-----------|
| 4:37.0  |         | Anne Smith              | GBR | London    | 3 Jun 67  |
| 4:36.8  |         | Maria Gommers           | NED | Leicester | 14 Jun 69 |
| 4:35.3  |         | Ellen Tittel            | FRG | Sittard   | 20 Aug 71 |
| 4:29.5  |         | Paola Cacchi            | ITA | Viareggio | 8 Aug 73  |
| 4:23.8  |         | Natalia Mărășescu       | ROU | București | 21 May 77 |
| 4:22.1  | 4:22.09 | Natalia Mărășescu       | ROU | Auckland  | 27 Jan 79 |
| 4:21.7  | 4:21.68 | Mary Decker/Tabb/Slaney | USA | Auckland  | 26 Jan 80 |
| 4:20.89 |         | Lyudmila Veselkova      | URS | Bologna   | 12 Sep 81 |
| 4:18.08 |         | Mary Tabb               | USA | Paris     | 9 Jul 82  |
| 4:17.44 |         | Maricica Puică          | ROU | Rieti     | 16 Sep 82 |
| 4:16.71 |         | Mary Slaney             | USA | Zürich    | 21 Aug 85 |
| 4:15.61 |         | Paula Ivan              | ROU | Nice      | 10 Jul 89 |
| 4:12.56 |         | Svetlana Masterkova     | RUS | Zürich    | 14 Aug 96 |

**2000 Metres****4 ratified world records**

|          |  |                   |     |           |           |
|----------|--|-------------------|-----|-----------|-----------|
| 5:28.72  |  | Tatyana Kazankina | URS | Moskva    | 4 Aug 84  |
| 5:28.69  |  | Maricica Puică    | ROU | London    | 11 Jul 86 |
| 5:25.36  |  | Sonia O'Sullivan  | IRL | Edinburgh | 8 Jul 94  |
| 5:23.75i |  | Genzebe Dibaba    | ETH | Sabadell  | 7 Feb 17  |

**3000 Metres****9 ratified world records**

|         |         |                      |     |              |           |
|---------|---------|----------------------|-----|--------------|-----------|
| 8:52.8  | 8:52.74 | Lyudmila Bragina     | URS | Durham, NC   | 6 Jul 74  |
| 8:46.6  |         | Grete Andersen/Waitz | NOR | Oslo         | 24 Jun 75 |
| 8:45.4  |         | Grete Waitz          | NOR | Oslo         | 21 Jun 76 |
| 8:27.2  | 8:27.12 | Lyudmila Bragina     | URS | College Park | 7 Aug 76  |
| 8:26.78 |         | Svetlana Ulmasova    | URS | Kiyev        | 25 Jul 82 |
| 8:22.62 |         | Tatyana Kazankina    | URS | Leningrad    | 26 Aug 84 |
| 8:22.06 |         | Zhang Linli          | CHN | Beijing      | 12 Sep 93 |
| 8:12.19 |         | Wang Junxia          | CHN | Beijing      | 12 Sep 93 |
| 8:06.11 |         | Wang Junxia          | CHN | Beijing      | 13 Sep 93 |

| MARK                            | NAME                     | COUNTRY | VENUE               | DATE                             |
|---------------------------------|--------------------------|---------|---------------------|----------------------------------|
| <b>5000 Metres</b>              |                          |         |                     | <b>13 ratified world records</b> |
| 15:14.51                        | Paula Fudge              | GBR     | Knarvik             | 13 Sep 81                        |
| 15:13.22                        | Anne Audain              | NZL     | Auckland            | 17 Mar 82                        |
| 15:08.26                        | Mary Tabb/Slaney         | USA     | Eugene              | 5 Jun 82                         |
| 14:58.89                        | Ingrid Kristiansen       | NOR     | Oslo                | 28 Jun 84                        |
| 14:48.07                        | Zola Budd                | GBR     | London              | 26 Aug 85                        |
| 14:37.33                        | Ingrid Kristiansen       | NOR     | Stockholm           | 5 Aug 86                         |
| 14:36.45                        | Fernanda Ribeiro         | POR     | Hechtel             | 22 Jul 95                        |
| 14:31.27                        | Dong Yanmei              | CHN     | Shanghai            | 21 Oct 97                        |
| 14:28.09                        | Jiang Bo                 | CHN     | Shanghai            | 23 Oct 97                        |
| 14:24.68                        | Elvan Abeylegesse        | TUR     | Bergen              | 11 Jun 04                        |
| 14:24.53                        | Meseret Defar            | ETH     | New York            | 3 Jun 06                         |
| 14:16.63                        | Meseret Defar            | ETH     | Oslo                | 15 Jun 07                        |
| 14:11.15                        | Tirunesh Dibaba          | ETH     | Oslo                | 6 Jun 08                         |
| <b>10,000 Metres</b>            |                          |         |                     | <b>9 ratified world records</b>  |
| 32:17.20                        | Yelena Sipatova          | URS     | Moskva              | 19 Sep 81                        |
| 31:35.3                         | Mary Tabb/Slaney         | USA     | Eugene              | 16 Jul 82                        |
| 31:35.01                        | Lyudmila Baranova        | URS     | Krasnodar           | 29 May 83                        |
| 31:27.58                        | Raisa Sadreydinova       | URS     | Odessa              | 7 Sep 83                         |
| 31:13.78                        | Olga Bondarenko          | URS     | Kiyev               | 24 Jun 84                        |
| 30:59.42                        | Ingrid Kristiansen       | NOR     | Oslo                | 27 Jul 85                        |
| 30:13.74                        | Ingrid Kristiansen       | NOR     | Oslo                | 5 Jul 86                         |
| 29:31.78                        | Wang Junxia              | CHN     | Beijing             | 8 Sep 93                         |
| 29:17.45                        | Almaz Ayana              | ETH     | Rio de Janeiro      | 12 Aug 16                        |
| <b>One Hour</b>                 |                          |         |                     | <b>3 ratified world records</b>  |
| 18,084m                         | Silva Cruciată           | ITA     | Roma                | 2 May 81                         |
| 18,340m                         | Tegla Loroupe            | KEN     | Borgholzhausen      | 7 Aug 98                         |
| 18,517m                         | Dire Tune                | ETH     | Ostrava             | 12 Jun 08                        |
| <b>20,000 Metres</b>            |                          |         |                     | <b>2 ratified world records</b>  |
| 1:06:48.8                       | Izumi Maki               | JPN     | Amagasaki           | 20 Sep 93                        |
| 1:05:26.6                       | Tegla Loroupe            | KEN     | Borgholzhausen      | 3 Sep 00                         |
| <b>25,000 Metres</b>            |                          |         |                     | <b>2 ratified world records</b>  |
| 1:29:29.2+                      | Karolina Szabó           | HUN     | Budapest            | 22 Apr 88                        |
| 1:27:05.84                      | Tegla Loroupe            | KEN     | Mengerskirchen      | 21 Sep 02                        |
| <b>30,000 Metres</b>            |                          |         |                     | <b>2 ratified world records</b>  |
| 1:47:05.6                       | Karolina Szabó           | HUN     | Budapest            | 22 Apr 88                        |
| 1:45:50.00                      | Tegla Loroupe            | KEN     | Warstein            | 6 Jun 03                         |
| <b>3000 Metres Steeplechase</b> |                          |         |                     | <b>10 ratified world records</b> |
| 9:43.64                         | Cristina Casandra        | ROU     | București           | 7 Aug 00                         |
| 9:40.20                         | Cristina Casandra        | ROU     | Reims               | 30 Aug 00                        |
| 9:25.31                         | Justyna Bak              | POL     | Nice                | 9 Jul 01                         |
| 9:22.29                         | Justyna Bak              | POL     | Milano              | 5 Jun 02                         |
| 9:21.72                         | Alesya Turova            | BLR     | Ostrava             | 12 Jun 02                        |
| 9:16.51                         | Alesya Turova            | BLR     | Gdansk              | 27 Jul 02                        |
| 9:09.33                         | Gulnara Samitova         | RUS     | Tula                | 10 Aug 03                        |
| 9:01.59                         | Gulnara Samitova         | RUS     | Iraklio             | 4 July 04                        |
| 8:58.81                         | Gulnara Samitova-Galkina | RUS     | Beijing             | 17 Aug 08                        |
| 8:52.78                         | Ruth Jebet               | BRN     | Paris (Saint-Denis) | 27 Aug 16                        |
| <b>100 Metres Hurdles</b>       |                          |         |                     | <b>22 ratified world records</b> |
| 13.3 . . . 1.0                  | Karin Balzer             | GDR     | Warszawa            | 20 Jun 69                        |
| 13.3 . . . 1.3                  | Teresa Sukniewicz        | POL     | Warszawa            | 20 Jun 69                        |
| 13.0 . . . 1.6                  | Karin Balzer             | GDR     | Leipzig             | 27 Jul 69                        |
| 12.9 . . . 0.7                  | Karin Balzer             | GDR     | East Berlin         | 5 Sep 69                         |
| 12.8 . . . 1.3                  | Teresa Sukniewicz        | POL     | Warszawa            | 20 Jun 70                        |
| 12.8 . . . 1.1 . . . 12.93      | Chi Cheng                | TPE     | München             | 12 Jul 70                        |
| 12.7 . . . 0.4                  | Karin Balzer             | GDR     | East Berlin         | 26 Jul 70                        |
| 12.7 . . . 1.6                  | Teresa Sukniewicz        | POL     | Warszawa            | 20 Sep 70                        |
| 12.7 . . . 1.5                  | Karin Balzer             | GDR     | East Berlin         | 25 Jul 71                        |
| 12.6 . . . 1.9                  | Karin Balzer             | GDR     | East Berlin         | 31 Jul 71                        |
| 12.5 . . . 0.7                  | Anneliese Ehrhardt       | GDR     | Potsdam             | 15 Jun 72                        |

| MARK   | WIND | NAME   | COUNTRY            | VENUE | DATE         |           |
|--|------|--------|--------------------|-------|--------------|-----------|
| 12.5   | 0.9  | 12.93  | Pamela Ryan        | AUS   | Warszawa     | 28 Jun 72 |
| 12.3   | 1.5  | 12.68  | Anneliese Ehrhardt | GDR   | Dresden      | 22 Jul 73 |
| <i>Progression of automatically-timed records:</i> |      |        |                    |       |              |           |
| 12.59  | 0.6  |        | Anneliese Ehrhardt | GDR   | München      | 8 Sep 72  |
| 12.48  | 1.9  |        | Grażyna Rabsztyń   | POL   | Fürth        | 10 Jun 78 |
| 12.36  | 1.9  |        | Grażyna Rabsztyń   | POL   | Warszawa     | 13 Jun 80 |
| 12.35  | 0.1  |        | Yordanka Donkova   | BUL   | Köln         | 17 Aug 86 |
| 12.29  | -0.4 |        | Yordanka Donkova   | BUL   | Köln         | 17 Aug 86 |
| 12.26  | 1.5  |        | Yordanka Donkova   | BUL   | Ljubljana    | 7 Sep 86  |
| 12.25  | 1.4  |        | Ginka Zagorcheva   | BUL   | Drama        | 8 Aug 87  |
| 12.21  | 0.7  |        | Yordanka Donkova   | BUL   | Stara Zagora | 20 Aug 88 |
| 12.20  | 0.3  | 12.194 | Keni Harrison      | USA   | London       | 22 Jul 16 |

**400 Metres Hurdles****16 ratified world records**

|       |  |  |                       |     |                 |           |
|-------|--|--|-----------------------|-----|-----------------|-----------|
| 56.51 |  |  | Krystyna Kacperczyk   | POL | Augsburg        | 13 Jul 74 |
| 55.74 |  |  | Tatyana Storozheva    | URS | Karl-Marx-Stadt | 26 Jun 77 |
| 55.63 |  |  | Karin Rossley         | GDR | Helsinki        | 13 Aug 77 |
| 55.44 |  |  | Krystyna Kacperczyk   | POL | West Berlin     | 18 Aug 78 |
| 55.31 |  |  | Tatyana Zelentsova    | URS | Podolsk         | 19 Aug 78 |
| 54.89 |  |  | Tatyana Zelentsova    | URS | Praha           | 2 Sep 78  |
| 54.78 |  |  | Marina Makeyeva       | URS | Moskva          | 27 Jul 79 |
| 54.28 |  |  | Karin Rossley         | GDR | Jena            | 18 May 80 |
| 54.02 |  |  | Anna Ambrazienė       | URS | Moskva          | 11 Jun 83 |
| 53.58 |  |  | Margarita Ponomaryova | URS | Kiyev           | 22 Jun 84 |
| 53.55 |  |  | Sabine Busch          | GDR | East Berlin     | 22 Sep 85 |
| 53.32 |  |  | Marina Stepanova      | URS | Stuttgart       | 30 Aug 86 |
| 52.94 |  |  | Marina Stepanova      | URS | Tashkent        | 17 Sep 86 |
| 52.74 |  |  | Sally Gunnell         | GBR | Stuttgart       | 19 Aug 93 |
| 52.61 |  |  | Kim Batten            | USA | Göteborg        | 11 Aug 95 |
| 52.34 |  |  | Yuliya Pechonkina     | RUS | Tula            | 8 Aug 03  |

**High Jump****56 ratified world records**

|       |  |  |                     |     |               |           |
|-------|--|--|---------------------|-----|---------------|-----------|
| 1.46  |  |  | Nancy Vorhees       | USA | Simsbury      | 20 May 22 |
| 1.485 |  |  | Elizabeth Stine     | USA | Leonia        | 26 May 23 |
| 1.485 |  |  | Sophie Elliott-Lynn | GBR | Brentwood     | 6 Aug 23  |
| 1.524 |  |  | Phyllis Green       | GBR | London        | 11 Jul 25 |
| 1.552 |  |  | Phyllis Green       | GBR | London        | 2 Aug 26  |
| 1.58  |  |  | Ethel Catherwood    | CAN | Regina        | 6 Sep 26  |
| 1.58  |  |  | Carolina Gisolf     | NED | Bruxelles     | 3 Jul 28  |
| 1.595 |  |  | Ethel Catherwood    | CAN | Amsterdam     | 5 Aug 28  |
| 1.605 |  |  | Carolina Gisolf     | NED | Maastricht    | 18 Aug 29 |
| 1.62  |  |  | Carolina Gisolf     | NED | Amsterdam     | 12 Jun 32 |
| 1.65  |  |  | Jean Shiley         | USA | Los Angeles   | 7 Aug 32  |
| 1.65  |  |  | Babe Didriksen      | USA | Los Angeles   | 7 Aug 32  |
| 1.66  |  |  | Dorothy Odam        | GBR | Brentwood     | 29 May 39 |
| 1.66  |  |  | Esther van Heerden  | RSA | Stellenbosch  | 29 Mar 41 |
| 1.66  |  |  | Ilsebill Pfenning   | SUI | Lugano        | 27 Jul 41 |
| 1.71  |  |  | Fanny Blankers-Koen | NED | Amsterdam     | 30 May 43 |
| 1.72  |  |  | Sheila Lerwill      | GBR | London        | 7 Jul 51  |
| 1.73  |  |  | Aleksandra Chudina  | URS | Kiyev         | 22 May 54 |
| 1.74  |  |  | Thelma Hopkins      | GBR | Belfast       | 5 May 56  |
| 1.75  |  |  | Iolanda Balaş       | ROU | Bucureşti     | 14 Jul 56 |
| 1.76  |  |  | Mildred McDaniel    | USA | Melbourne     | 1 Dec 56  |
| 1.76  |  |  | Iolanda Balaş       | ROU | Bucureşti     | 13 Oct 57 |
| 1.77  |  |  | Cheng Feng-jung     | CHN | Beijing       | 17 Nov 57 |
| 1.78  |  |  | Iolanda Balaş       | ROU | Bucureşti     | 7 Jun 58  |
| 1.80  |  |  | Iolanda Balaş       | ROU | Cluj          | 22 Jun 58 |
| 1.81  |  |  | Iolanda Balaş       | ROU | Poiana Brasov | 31 Jul 58 |
| 1.82  |  |  | Iolanda Balaş       | ROU | Bucureşti     | 4 Oct 58  |
| 1.83  |  |  | Iolanda Balaş       | ROU | Bucureşti     | 18 Oct 58 |
| 1.84  |  |  | Iolanda Balaş       | ROU | Bucureşti     | 21 Sep 59 |
| 1.85  |  |  | Iolanda Balaş       | ROU | Bucureşti     | 6 Jun 60  |
| 1.86  |  |  | Iolanda Balaş       | ROU | Bucureşti     | 10 Jul 60 |
| 1.87  |  |  | Iolanda Balaş       | ROU | Bucureşti     | 15 Apr 61 |
| 1.88  |  |  | Iolanda Balaş       | ROU | Warszawa      | 18 Jun 61 |
| 1.90  |  |  | Iolanda Balaş       | ROU | Budapest      | 8 Jul 61  |
| 1.91  |  |  | Iolanda Balaş       | ROU | Sofiya        | 16 Jul 61 |
| 1.92  |  |  | Ilona Gusenbauer    | AUT | Wien          | 4 Sep 71  |
| 1.92  |  |  | Ulrike Meyfarth     | FRG | München       | 4 Sep 72  |

| MARK | NAME                         | COUNTRY | VENUE       | DATE      |
|------|------------------------------|---------|-------------|-----------|
| 1.94 | Yordanka Blagoeva            | BUL     | Zagreb      | 24 Sep 72 |
| 1.94 | Rosemarie Witschas           | GDR     | East Berlin | 24 Aug 74 |
| 1.95 | Rosemarie Witschas           | GDR     | Roma        | 8 Sep 74  |
| 1.96 | Rosemarie Witschas/Ackermann | GDR     | Dresden     | 8 May 76  |
| 1.96 | Rosemarie Ackermann          | GDR     | Dresden     | 3 Jul 77  |
| 1.97 | Rosemarie Ackermann          | GDR     | Helsinki    | 14 Aug 77 |
| 1.97 | Rosemarie Ackermann          | GDR     | West Berlin | 26 Aug 77 |
| 2.00 | Rosemarie Ackermann          | GDR     | West Berlin | 26 Aug 77 |
| 2.01 | Sara Simeoni                 | ITA     | Brescia     | 4 Aug 78  |
| 2.01 | Sara Simeoni                 | ITA     | Praha       | 31 Aug 78 |
| 2.02 | Ulrike Meyfarth              | FRG     | Athína      | 8 Sep 82  |
| 2.03 | Ulrike Meyfarth              | FRG     | London      | 21 Aug 83 |
| 2.03 | Tamara Bykova                | URS     | London      | 21 Aug 83 |
| 2.04 | Tamara Bykova                | URS     | Pisa        | 25 Aug 83 |
| 2.05 | Tamara Bykova                | URS     | Kiyev       | 22 Jun 84 |
| 2.07 | Lyudmila Andonova            | BUL     | East Berlin | 20 Jul 84 |
| 2.07 | Stefka Kostadinova           | BUL     | Sofiya      | 25 May 86 |
| 2.08 | Stefka Kostadinova           | BUL     | Sofiya      | 31 May 86 |
| 2.09 | Stefka Kostadinova           | BUL     | Roma        | 30 Aug 87 |

**Pole Vault****55 ratified world records**

|       |                    |     |             |           |
|-------|--------------------|-----|-------------|-----------|
| 4.05  | Sun Caiyun         | CHN | Nanjing     | 21 May 92 |
| 4.08  | Sun Caiyun         | CHN | Taiyuan     | 18 May 95 |
| 4.08  | Zhong Guiqing      | CHN | Taiyuan     | 18 May 95 |
| 4.10  | Daniela Bartová    | CZE | Ljubljana   | 21 May 95 |
| 4.12  | Daniela Bartová    | CZE | Duisburg    | 18 Jun 95 |
| 4.13  | Daniela Bartová    | CZE | Wesel       | 24 Jun 95 |
| 4.14  | Daniela Bartová    | CZE | Gateshead   | 2 Jul 95  |
| 4.15  | Daniela Bartová    | CZE | Ostrava     | 6 Jul 95  |
| 4.16  | Daniela Bartová    | CZE | Feldkirch   | 14 Jul 95 |
| 4.17  | Daniela Bartová    | CZE | Gisingen    | 15 Jul 95 |
| 4.18  | Andrea Müller      | GER | Zittau      | 5 Aug 95  |
| 4.20  | Daniela Bartová    | CZE | Köln        | 18 Aug 95 |
| 4.21  | Daniela Bartová    | CZE | Linz        | 22 Aug 95 |
| 4.22  | Daniela Bartová    | CZE | Salgotaryan | 11 Sep 95 |
| 4.25  | Emma George        | AUS | Melbourne   | 30 Nov 95 |
| 4.28  | Emma George        | AUS | Perth       | 17 Dec 95 |
| 4.41  | Emma George        | AUS | Perth       | 28 Jan 96 |
| 4.42  | Emma George        | AUS | Reims       | 29 Jun 96 |
| 4.45  | Emma George        | AUS | Sapporo     | 14 Jul 96 |
| 4.50  | Emma George        | AUS | Melbourne   | 8 Feb 97  |
| 4.55  | Emma George        | AUS | Melbourne   | 20 Feb 97 |
| 4.57  | Emma George        | AUS | North Shore | 21 Feb 98 |
| 4.58  | Emma George        | AUS | Melbourne   | 14 Mar 98 |
| 4.59  | Emma George        | AUS | Brisbane    | 21 Mar 98 |
| 4.60  | Emma George        | AUS | Sydney      | 20 Feb 99 |
| 4.60  | Stacy Dragila      | USA | Sevilla     | 21 Aug 99 |
| 4.61i | Stacy Dragila      | USA | Pocatello   | 19 Feb 00 |
| 4.62i | Stacy Dragila      | USA | Atlanta     | 3 Mar 00  |
| 4.63  | Stacy Dragila      | USA | Sacramento  | 23 Jul 00 |
| 4.63i | Stacy Dragila      | USA | New York    | 2 Feb 01  |
| 4.64i | Svetlana Feofanova | RUS | Dortmund    | 11 Feb 01 |
| 4.66i | Stacy Dragila      | USA | Pocatello   | 17 Feb 01 |
| 4.70i | Stacy Dragila      | USA | Pocatello   | 17 Feb 01 |
| 4.70  | Stacy Dragila      | USA | Pocatello   | 27 Apr 01 |
| 4.71  | Stacy Dragila      | USA | Stanford    | 9 Jun 01  |
| 4.81  | Stacy Dragila      | USA | Stanford    | 9 Jun 01  |
| 4.82  | Yelena Isinbaeva   | RUS | Gateshead   | 13 Jul 03 |
| 4.83i | Yelena Isinbaeva   | RUS | Donetsk     | 15 Feb 04 |
| 4.85i | Svetlana Feofanova | RUS | Athína      | 22 Feb 04 |
| 4.86i | Yelena Isinbaeva   | RUS | Budapest    | 6 Mar 04  |
| 4.87  | Yelena Isinbaeva   | RUS | Gateshead   | 27 Jun 04 |
| 4.88  | Svetlana Feofanova | RUS | Iráklio     | 4 Jul 04  |
| 4.89  | Yelena Isinbaeva   | RUS | Birmingham  | 25 Jul 04 |
| 4.90  | Yelena Isinbaeva   | RUS | London      | 30 Jul 04 |
| 4.91  | Yelena Isinbaeva   | RUS | Athína      | 24 Aug 04 |
| 4.92  | Yelena Isinbaeva   | RUS | Bruxelles   | 3 Sep 04  |
| 4.93  | Yelena Isinbaeva   | RUS | Lausanne    | 5 Jul 05  |
| 4.95  | Yelena Isinbaeva   | RUS | Madrid      | 16 Jul 05 |



| MARK | NAME             | COUNTRY | VENUE    | DATE      |
|------|------------------|---------|----------|-----------|
| 4.96 | Yelena Isinbaeva | RUS     | London   | 22 Jul 05 |
| 5.00 | Yelena Isinbaeva | RUS     | London   | 22 Jul 05 |
| 5.01 | Yelena Isinbaeva | RUS     | Helsinki | 9 Aug 05  |
| 5.03 | Yelena Isinbaeva | RUS     | Roma     | 11 Jul 08 |
| 5.04 | Yelena Isinbaeva | RUS     | Monaco   | 29 Jul 08 |
| 5.05 | Yelena Isinbaeva | RUS     | Beijing  | 18 Aug 08 |
| 5.06 | Yelena Isinbaeva | RUS     | Zürich   | 28 Aug 09 |

**Long Jump****36 ratified world records**

|       |                             |     |                  |           |
|-------|-----------------------------|-----|------------------|-----------|
| 5.16  | Marie Mejzlíková II         | TCH | Praha            | 6 Aug 22  |
| 5.30  | Marie Mejzlíková II         | TCH | Praha            | 23 Sep 23 |
| 5.485 | Muriel Gunn                 | GBR | London           | 2 Aug 26  |
| 5.50  | Kinue Hitomi                | JPN | Göteborg         | 28 Aug 26 |
| 5.575 | Muriel Gunn                 | GBR | London           | 1 Aug 27  |
| 5.98  | Kinue Hitomi                | JPN | Osaka            | 20 May 28 |
| 6.12  | Christel Schulz             | GER | Berlin           | 30 Jul 39 |
| 6.25  | Fanny Blankers-Koen         | NED | Leiden           | 19 Sep 43 |
| 6.28  | 0.2 Yvette Williams         | NZL | Gisborne         | 20 Feb 54 |
| 6.28  | 1.3 Galina Vinogradova      | URS | Moskva           | 11 Sep 55 |
| 6.31  | 0.5 Galina Vinogradova      | URS | Tbilisi          | 18 Nov 55 |
| 6.35  | 1.0 Elżbieta Krzesińska     | POL | Budapest         | 20 Aug 56 |
| 6.35  | Elżbieta Krzesińska         | POL | Melbourne        | 27 Nov 56 |
| 6.40  | 0.0 Hildrun Claus           | GDR | Erfurt           | 7 Aug 60  |
| 6.42  | 1.4 Hildrun Claus           | GDR | Berlin           | 23 Jun 61 |
| 6.48  | -1.5 Tatyana Shchelkanova   | URS | Moskva           | 16 Jul 61 |
| 6.53  | 1.5 Tatyana Shchelkanova    | URS | Leipzig          | 10 Jun 62 |
| 6.70  | Tatyana Shchelkanova        | URS | Moskva           | 4 Jul 64  |
| 6.76  | -1.6 Mary Rand              | GBR | Tokyo            | 14 Oct 64 |
| 6.82  | 0.0 Viorica Viscopoleanu    | ROU | Ciudad de México | 14 Oct 68 |
| 6.84  | 0.0 Heidemarie Rosendahl    | FRG | Torino           | 3 Sep 70  |
| 6.92  | 1.6 Angela Voigt            | GDR | Dresden          | 9 May 76  |
| 6.99  | 2.0 Siegrun Siegl           | GDR | Dresden          | 19 May 76 |
| 7.07  | 1.9 Vilma Bardauskienė      | URS | Kishinyov        | 18 Aug 78 |
| 7.09  | 0.0 Vilma Bardauskienė      | URS | Praha            | 29 Aug 78 |
| 7.15  | 0.3 Anișoara Cușmir         | ROU | București        | 1 Aug 82  |
| 7.20  | -0.3 Vali Ionescu           | ROU | București        | 1 Aug 82  |
| 7.21  | 0.6 Anișoara Cușmir         | ROU | București        | 15 May 83 |
| 7.27  | 0.6 Anișoara Cușmir         | ROU | București        | 4 Jun 83  |
| 7.43  | 1.4 Anișoara Cușmir/Stanciu | ROU | București        | 4 Jun 83  |
| 7.44  | 2.0 Heike Drechsler         | GDR | East Berlin      | 22 Sep 85 |
| 7.45  | 0.9 Heike Drechsler         | GDR | Tallinn          | 21 Jun 86 |
| 7.45  | 1.1 Heike Drechsler         | GDR | Dresden          | 3 Jul 86  |
| 7.45  | 0.6 Jackie Joyner-Kersey    | USA | Indianapolis     | 13 Aug 87 |
| 7.45  | 1.0 Galina Chistyakova      | URS | Leningrad        | 11 Jun 88 |
| 7.52  | 1.4 Galina Chistyakova      | URS | Leningrad        | 11 Jun 88 |

**Triple Jump****5 ratified world records**

|       |                     |     |           |           |
|-------|---------------------|-----|-----------|-----------|
| 14.54 | 1.1 Li Huirong      | CHN | Sapporo   | 25 Aug 90 |
| 14.95 | -0.2 Inessa Kravets | URS | Moskva    | 10 Jun 91 |
| 14.97 | 0.9 Iolanda Chen    | RUS | Moskva    | 18 Jun 93 |
| 15.09 | 0.5 Anna Biryukova  | RUS | Stuttgart | 21 Aug 93 |
| 15.50 | 0.9 Inessa Kravets  | UKR | Göteborg  | 10 Aug 95 |

**Shot Put****50 ratified world records**

|       |                         |     |                   |           |
|-------|-------------------------|-----|-------------------|-----------|
| 10.15 | Violette Gouraud-Morris | FRA | Paris             | 14 Jul 24 |
| 10.84 | Ruth Lange              | GER | Praha             | 28 May 27 |
| 11.32 | Ruth Lange              | GER | Breslau           | 6 Aug 27  |
| 11.52 | Ruth Lange              | GER | Berlin            | 3 Jun 28  |
| 11.96 | Grete Heublein          | GER | Berlin            | 15 Jul 28 |
| 12.85 | Grete Heublein          | GER | Frankfurt-am-Main | 21 Jul 29 |
| 12.88 | Grete Heublein          | GER | Paris             | 28 Jun 31 |
| 13.70 | Grete Heublein          | GER | Bielefeld         | 16 Aug 31 |
| 14.38 | Gisela Mauermayer       | GER | Warszawa          | 15 Jul 34 |
| 14.59 | Tatyana Sevryukova      | URS | Moskva            | 4 Aug 48  |
| 14.86 | Klavdiya Tochonova      | URS | Tbilisi           | 30 Oct 49 |
| 15.02 | Anna Andreyeva          | URS | Ploesti           | 9 Nov 50  |
| 15.28 | Galina Zybina           | URS | Helsinki          | 26 Jul 52 |
| 15.37 | Galina Zybina           | URS | Frunze            | 20 Sep 52 |
| 15.42 | Galina Zybina           | URS | Frunze            | 1 Oct 52  |

| MARK  | NAME               | COUNTRY | VENUE            | DATE      |
|-------|--------------------|---------|------------------|-----------|
| 16.20 | Galina Zybina      | URS     | Malmö            | 9 Oct 53  |
| 16.28 | Galina Zybina      | URS     | Kiyev            | 14 Sep 54 |
| 16.28 | Galina Zybina      | URS     | Leningrad        | 5 Sep 55  |
| 16.67 | Galina Zybina      | URS     | Tbilisi          | 15 Nov 55 |
| 16.76 | Galina Zybina      | URS     | Tashkent         | 13 Oct 56 |
| 17.25 | Tamara Press       | URS     | Nalchik          | 26 Apr 59 |
| 17.42 | Tamara Press       | URS     | Moskva           | 16 Jul 60 |
| 17.78 | Tamara Press       | URS     | Moskva           | 13 Aug 60 |
| 18.55 | Tamara Press       | URS     | Leipzig          | 10 Jun 62 |
| 18.55 | Tamara Press       | URS     | Beograd          | 12 Sep 62 |
| 18.59 | Tamara Press       | URS     | Kassel           | 19 Sep 65 |
| 18.67 | Nadezhda Chizhova  | URS     | Sochi            | 28 Apr 68 |
| 18.87 | Margitta Gummel    | GDR     | Frankfurt/Oder   | 22 Sep 68 |
| 19.07 | Margitta Gummel    | GDR     | Ciudad de México | 20 Oct 68 |
| 19.61 | Margitta Gummel    | GDR     | Ciudad de México | 20 Oct 68 |
| 19.72 | Nadezhda Chizhova  | URS     | Moskva           | 30 May 69 |
| 20.09 | Nadezhda Chizhova  | URS     | Chorzów          | 13 Jul 69 |
| 20.10 | Margitta Gummel    | GDR     | East Berlin      | 11 Sep 69 |
| 20.10 | Nadezhda Chizhova  | URS     | Pireás           | 16 Sep 69 |
| 20.43 | Nadezhda Chizhova  | URS     | Pireás           | 16 Sep 69 |
| 20.43 | Nadezhda Chizhova  | URS     | Moskva           | 29 Aug 71 |
| 20.63 | Nadezhda Chizhova  | URS     | Sochi            | 19 May 72 |
| 21.03 | Nadezhda Chizhova  | URS     | München          | 7 Sep 72  |
| 21.20 | Nadezhda Chizhova  | URS     | Lvov             | 28 Aug 73 |
| 21.60 | Marianne Adam      | GDR     | East Berlin      | 6 Aug 75  |
| 21.67 | Marianne Adam      | GDR     | Karl-Marx-Stadt  | 30 May 76 |
| 21.87 | Ivanka Khristova   | BUL     | Belmeken         | 3 Jul 76  |
| 21.89 | Ivanka Khristova   | BUL     | Belmeken         | 4 Jul 76  |
| 21.99 | Helena Fibingerová | TCH     | Opava            | 26 Sep 76 |
| 22.32 | Helena Fibingerová | TCH     | Nitra            | 20 Aug 77 |
| 22.36 | Ilona Slupianek    | GDR     | Celje            | 2 May 80  |
| 22.45 | Ilona Slupianek    | GDR     | Potsdam          | 10 May 80 |
| 22.53 | Natalya Lisovskaya | URS     | Sochi            | 27 May 84 |
| 22.60 | Natalya Lisovskaya | URS     | Moskva           | 7 Jun 87  |
| 22.63 | Natalya Lisovskaya | URS     | Moskva           | 7 Jun 87  |

**Discus Throw****55 ratified world records**

|        |                    |         |                |           |
|--------|--------------------|---------|----------------|-----------|
| 27.39  | Yvonne Tembouret   | FRA     | Paris          | 23 Sep 23 |
| 27.70  | Lucie Petit        | FRA     | Paris          | 14 Jul 24 |
| 28.325 | Lucie Petit-Daigré | BEL/FRA | Bruxelles      | 21 Jul 24 |
| 30.225 | Lucienne Velu      | FRA     | Paris          | 14 Sep 24 |
| 31.15  | Maria Vidlaková    | TCH     | Praha          | 11 Oct 25 |
| 34.15  | Halina Konopacka   | POL     | Warszawa       | 23 May 26 |
| 38.34  | Milly Reuter       | GER     | Braunschweig   | 22 Aug 26 |
| 39.18  | Halina Konopacka   | POL     | Warszawa       | 4 Sep 27  |
| 39.62  | Halina Konopacka   | POL     | Amsterdam      | 31 Jul 28 |
| 40.345 | Jadwiga Wajs       | POL     | Pabianice      | 15 May 32 |
| 40.39  | Jadwiga Wajs       | POL     | Łódź           | 16 May 32 |
| 40.84  | Grete Heublein     | GER     | Hagen          | 19 Jun 32 |
| 42.43  | Jadwiga Wajs       | POL     | Łódź           | 19 Jun 32 |
| 43.08  | Jadwiga Wajs       | POL     | Królewska Huta | 15 Jul 33 |
| 43.795 | Jadwiga Wajs       | POL     | London         | 11 Aug 34 |
| 44.34  | Gisela Mauermayer  | GER     | Ulm            | 2 Jun 35  |
| 44.76  | Gisela Mauermayer  | GER     | Nürnberg       | 4 Jun 35  |
| 45.53  | Gisela Mauermayer  | GER     | München        | 23 Jun 35 |
| 46.10  | Gisela Mauermayer  | GER     | Jena           | 29 Jun 35 |
| 47.12  | Gisela Mauermayer  | GER     | Dresden        | 25 Aug 35 |
| 48.31  | Gisela Mauermayer  | GER     | Berlin         | 11 Jul 36 |
| 53.25  | Nina Dumbadze      | URS     | Moskva         | 8 Aug 48  |
| 53.37  | Nina Dumbadze      | URS     | Gori           | 27 May 51 |
| 53.61  | Nina Romashkova    | URS     | Odessa         | 9 Aug 52  |
| 57.04  | Nina Dumbadze      | URS     | Tbilisi        | 18 Oct 52 |
| 57.15  | Tamara Press       | URS     | Roma           | 12 Sep 60 |
| 57.43  | Tamara Press       | URS     | Moskva         | 15 Jul 61 |
| 58.06  | Tamara Press       | URS     | Sofiya         | 1 Sep 61  |
| 58.98  | Tamara Press       | URS     | London         | 20 Sep 61 |
| 59.29  | Tamara Press       | URS     | Moskva         | 18 May 63 |
| 59.70  | Tamara Press       | URS     | Moskva         | 11 Aug 65 |
| 61.26  | Liesel Westermann  | FRG     | São Paulo      | 5 Nov 67  |

| MARK  | NAME                | COUNTRY | VENUE            | DATE      |
|-------|---------------------|---------|------------------|-----------|
| 61.64 | Christine Spielberg | GDR     | Regis Breitingen | 26 May 68 |
| 62.54 | Liesel Westermann   | FRG     | Werdohl          | 24 Jul 68 |
| 62.70 | Liesel Westermann   | FRG     | East Berlin      | 18 Jun 69 |
| 63.96 | Liesel Westermann   | FRG     | Hamburg          | 27 Sep 69 |
| 64.22 | Faina Melnik        | URS     | Helsinki         | 12 Aug 71 |
| 64.88 | Faina Melnik        | URS     | München          | 4 Sep 71  |
| 65.42 | Faina Melnik        | URS     | Moskva           | 31 May 72 |
| 65.48 | Faina Melnik        | URS     | Augsburg         | 24 Jun 72 |
| 66.76 | Faina Melnik        | URS     | Moskva           | 4 Aug 72  |
| 67.32 | Argentina Menis     | ROU     | Constanța        | 23 Sep 72 |
| 67.44 | Faina Melnik        | URS     | Riga             | 25 May 73 |
| 67.58 | Faina Melnik        | URS     | Moskva           | 10 Jul 73 |
| 69.48 | Faina Melnik        | URS     | Edinburgh        | 7 Sep 73  |
| 69.90 | Faina Melnik        | URS     | Praha            | 27 May 74 |
| 70.20 | Faina Melnik        | URS     | Zürich           | 20 Aug 75 |
| 70.50 | Faina Melnik        | URS     | Sochi            | 24 Apr 76 |
| 70.72 | Evelin Jahl         | GDR     | Dresden          | 12 Aug 78 |
| 71.50 | Evelin Jahl         | GDR     | Potsdam          | 10 May 80 |
| 71.80 | Maria Petkova       | BUL     | Sofiya           | 13 Jul 80 |
| 73.26 | Galina Savinkova    | URS     | Leselidze        | 22 May 83 |
| 73.36 | Irina Meszynski     | GDR     | Praha            | 17 Aug 84 |
| 74.56 | Zdeňka Šilhavá      | TCH     | Nitra            | 26 Aug 84 |
| 76.80 | Gabriele Reinsch    | GDR     | Neubrandenburg   | 9 Jul 88  |

**Hammer Throw****25 ratified world records**

|       |                     |     |                  |           |
|-------|---------------------|-----|------------------|-----------|
| 66.84 | Olga Kuzenkova      | RUS | Adler            | 23 Feb 94 |
| 66.86 | Mihaela Melinte     | ROU | București        | 4 Mar 95  |
| 67.08 | Olga Kuzenkova      | RUS | Moskva           | 24 May 95 |
| 68.14 | Olga Kuzenkova      | RUS | Moskva           | 5 Jun 95  |
| 68.16 | Olga Kuzenkova      | RUS | Moskva           | 18 Jun 95 |
| 69.42 | Mihaela Melinte     | ROU | Cluj-Napoca      | 12 May 96 |
| 69.58 | Mihaela Melinte     | ROU | București        | 8 Mar 97  |
| 71.22 | Olga Kuzenkova      | RUS | München          | 22 Jun 97 |
| 73.10 | Olga Kuzenkova      | RUS | München          | 22 Jun 97 |
| 73.14 | Mihaela Melinte     | ROU | Poiana Brasov    | 16 Jul 98 |
| 75.29 | Mihaela Melinte     | ROU | Clermont-Ferrand | 13 May 99 |
| 75.97 | Mihaela Melinte     | ROU | Clermont-Ferrand | 13 May 99 |
| 76.05 | Mihaela Melinte     | ROU | Rüdlingen        | 29 Aug 99 |
| 76.07 | Mihaela Melinte     | ROU | Rüdlingen        | 29 Aug 99 |
| 77.06 | Tatyana Lysenko     | RUS | Moskva           | 15 Jul 05 |
| 77.26 | Gulfiya Khanafeyeva | RUS | Tula             | 12 Jun 06 |
| 77.41 | Tatyana Lysenko     | RUS | Zhukovskiy       | 24 Jun 06 |
| 77.80 | Tatyana Lysenko     | RUS | Tallinn          | 15 Aug 06 |
| 77.96 | Anita Włodarczyk    | POL | Berlin           | 22 Aug 09 |
| 78.30 | Anita Włodarczyk    | POL | Bydgoszcz        | 6 Jun 10  |
| 79.42 | Betty Heidler       | GER | Halle            | 21 May 11 |
| 79.58 | Anita Włodarczyk    | POL | Berlin           | 31 Aug 14 |
| 81.08 | Anita Włodarczyk    | POL | Cetniewo         | 1 Aug 15  |
| 82.29 | Anita Włodarczyk    | POL | Rio de Janeiro   | 15 Aug 16 |
| 82.98 | Anita Włodarczyk    | POL | Warsaw           | 28 Aug 16 |

**Javelin Throw****48 ratified world records**

|        |                      |     |                   |           |
|--------|----------------------|-----|-------------------|-----------|
| 25.01  | Božena Šrámková      | TCH | Praha             | 6 Aug 22  |
| 25.325 | Božena Šrámková      | TCH | Praha             | 13 Aug 22 |
| 27.24  | Marie Janderová      | TCH | Moravská Ostrava  | 25 May 24 |
| 37.575 | Guschi Hargus        | GER | Berlin            | 12 Jun 27 |
| 38.39  | Guschi Hargus        | GER | Berlin            | 18 Aug 28 |
| 40.27  | Ellen Braumüller     | GER | Berlin            | 12 Jul 30 |
| 42.28  | Ellen Braumüller     | GER | Magdeburg         | 2 Aug 31  |
| 44.64  | Ellen Braumüller     | GER | Berlin            | 12 Jun 32 |
| 46.745 | Nan Gindele          | USA | Chicago           | 18 Jun 32 |
| 47.24  | Anneliese Steinheuer | GER | Frankfurt-am-Main | 21 Jun 42 |
| 48.21  | Herma Bauma          | AUT | Wien              | 29 Jun 47 |
| 48.63  | Herma Bauma          | AUT | Wien              | 12 Sep 48 |
| 49.59  | Natalya Smirnitskaya | URS | Moskva            | 25 Jul 49 |
| 53.41  | Natalya Smirnitskaya | URS | Moskva            | 5 Aug 49  |
| 53.56  | Nadezhda Konyayeva   | URS | Leningrad         | 5 Feb 54  |
| 55.11  | Nadezhda Konyayeva   | URS | Kiyev             | 22 May 54 |

| MARK  | NAME               | COUNTRY | VENUE       | DATE      |
|-------|--------------------|---------|-------------|-----------|
| 55.48 | Nadezhda Konyayeva | URS     | Kiyev       | 6 Aug 54  |
| 55.73 | Dana Zátoková      | TCH     | Praha       | 1 Jun 58  |
| 57.40 | Anna Pazera        | AUS     | Cardiff     | 24 Jul 58 |
| 57.49 | Birute Zalogaityté | URS     | Tbilisi     | 30 Oct 58 |
| 57.92 | Elvira Ozolina     | URS     | Leselidze   | 3 May 60  |
| 59.55 | Elvira Ozolina     | URS     | Bucureşti   | 4 Jun 60  |
| 59.78 | Elvira Ozoliņa     | URS     | Moskva      | 3 Jul 63  |
| 62.40 | Yelena Gorchakova  | URS     | Tokyo       | 16 Oct 64 |
| 62.70 | Ewa Gryziecka      | POL     | Bucureşti   | 11 Jun 72 |
| 65.06 | Ruth Fuchs         | GDR     | Potsdam     | 11 Jun 72 |
| 66.10 | Ruth Fuchs         | GDR     | Edinburgh   | 7 Sep 73  |
| 67.22 | Ruth Fuchs         | GDR     | Roma        | 3 Sep 74  |
| 69.12 | Ruth Fuchs         | GDR     | East Berlin | 10 Jul 76 |
| 69.32 | Kate Schmidt       | USA     | Fürth       | 11 Sep 77 |
| 69.52 | Ruth Fuchs         | GDR     | Dresden     | 13 Jun 79 |
| 69.96 | Ruth Fuchs         | GDR     | Split       | 29 Apr 80 |
| 70.08 | Tatyana Biryulina  | URS     | Podolsk     | 12 Jul 80 |
| 71.88 | Antoaneta Todorova | BUL     | Zagreb      | 15 Aug 81 |
| 72.40 | Tiina Lillak       | FIN     | Helsinki    | 29 Jul 82 |
| 74.20 | Sofia Sakorafa     | GRE     | Haniá       | 26 Sep 82 |
| 74.76 | Tiina Lillak       | FIN     | Tampere     | 13 Jun 83 |
| 75.26 | Petra Felke        | GDR     | Schwerin    | 4 Jun 85  |
| 75.40 | Petra Felke        | GDR     | Schwerin    | 4 Jun 85  |
| 77.44 | Fatima Whitbread   | GBR     | Stuttgart   | 28 Aug 86 |
| 78.90 | Petra Felke        | GDR     | Leipzig     | 29 Jul 87 |
| 80.00 | Petra Felke        | GDR     | Potsdam     | 9 Sep 88  |

*New specification introduced in 1999*

|       |                   |     |           |           |
|-------|-------------------|-----|-----------|-----------|
| 67.09 | Mirela Tzeflí     | GRE | Sevilla   | 28 Aug 99 |
| 68.22 | Trine Hattestad   | NOR | Roma      | 30 Jun 00 |
| 69.48 | Trine Hattestad   | NOR | Oslo      | 28 Jul 00 |
| 71.54 | Osleidys Menéndez | CUB | Rethymno  | 1 Jul 01  |
| 71.70 | Osleidys Menéndez | CUB | Helsinki  | 14 Aug 05 |
| 72.28 | Barbora Špotáková | CZE | Stuttgart | 13 Sep 08 |

### Heptathlon

**8 ratified world records**

*The first score given is that computed using the tables in use at the time of the performance. The second is based on the tables currently in use (from 1985)*

|      |      |                      |     |              |           |
|------|------|----------------------|-----|--------------|-----------|
| 6716 | 6788 | Ramona Neubert       | GDR | Kiyev        | 28 Jun 81 |
| 6773 | 6845 | Ramona Neubert       | GDR | Halle        | 20 Jun 82 |
| 6836 | 6935 | Ramona Neubert       | GDR | Moskva       | 19 Jun 83 |
| 6867 | 6946 | Sabine Paetz         | GDR | Potsdam      | 6 May 84  |
| 7148 |      | Jackie Joyner        | USA | Moskva       | 7 Jul 86  |
| 7158 |      | Jackie Joyner        | USA | Houston      | 2 Aug 86  |
| 7215 |      | Jackie Joyner-Kersee | USA | Indianapolis | 16 Jul 88 |
| 7291 |      | Jackie Joyner-Kersee | USA | Seoul        | 24 Sep 88 |

### Decathlon

**2 ratified world records**

|      |  |                   |     |          |           |
|------|--|-------------------|-----|----------|-----------|
| 8150 |  | Marie Collonvillé | FRA | Talence  | 26 Sep 04 |
| 8358 |  | Austra Skujytė    | LTU | Columbia | 15 Apr 05 |

### 5000 Metres Track Walk

**17 ratified world records**

|          |  |                         |     |                |           |
|----------|--|-------------------------|-----|----------------|-----------|
| 22:50.0  |  | Aleksandra Deverinskaya | URS | Leningrad      | 24 Jul 81 |
| 22:45.6  |  | Sue Cook                | AUS | Adelaide       | 24 Apr 82 |
| 22:41.4  |  | Aleksandra Deverinskaya | URS | Bergen         | 5 May 82  |
| 22:04.0  |  | Olga Yarutkina          | URS | Dnepropetrovsk | 21 Aug 83 |
| 21:51.85 |  | Giuliana Salce          | ITA | L'Aquila       | 1 Oct 83  |
| 21:40.3  |  | Yan Hong                | CHN | Bergen         | 5 May 84  |
| 21:36.2  |  | Olga Krishtop           | URS | Penza          | 4 Aug 84  |
| 21:35.25 |  | Giuliana Salce          | ITA | Verona         | 19 Jun 86 |
| 21:34.37 |  | Li Sujie                | CHN | Beijing        | 7 Sep 86  |
| 21:26.5  |  | Guan Ping               | CHN | Qingdao        | 17 Oct 86 |
| 21:20.2  |  | Yan Hong                | CHN | Xinglong       | 29 Mar 87 |
| 20:55.76 |  | Kerry Saxby             | AUS | Sydney         | 10 Jan 88 |
| 20:45.32 |  | Kerry Saxby             | AUS | Perth          | 27 Mar 88 |
| 20:32.75 |  | Kerry Saxby             | AUS | Brisbane       | 19 Mar 89 |
| 20:17.19 |  | Kerry Saxby             | AUS | Sydney         | 14 Jan 90 |
| 20:13.26 |  | Kerry Junna-Saxby       | AUS | Hobart         | 23 Feb 96 |
| 20:02.60 |  | Gillian O'Sullivan      | IRL | Dublin         | 13 Jul 02 |



| MARK  | NAME                       | COUNTRY                    | VENUE             | DATE                             |           |
|---|----------------------------|----------------------------|-------------------|----------------------------------|-----------|
| <b>10,000 Metres Track Walk</b>   |                            |                            |                   | <b>14 ratified world records</b> |           |
| 47:58.2   | Ann Jansson                | SWE                        | Falkenberg        | 17 Oct 81                        |           |
| 46:15.6   | Rosa Underova              | URS                        | Oryol             | 28 Aug 83                        |           |
| 45:47.0   | Sue Cook                   | AUS                        | Leicester         | 14 Sep 83                        |           |
| 45:39.5   | Yan Hong                   | CHN                        | København         | 13 May 84                        |           |
| 44:32.50  | Yelena Kuznetsova          | URS                        | Bryansk           | 16 Aug 86                        |           |
| 44:26.5   | Xu Yongjiu                 | CHN                        | Xinglong          | 31 Mar 87                        |           |
| 43:52.1   | Chen Yueling               | CHN                        | Zhengzhou         | 25 Oct 87                        |           |
| 43:46.5   | Yelena Nikolayeva          | URS                        | Bergen            | 7 May 88                         |           |
| 43:36.41  | Yelena Nikolayeva          | URS                        | Kiyev             | 30 Jul 88                        |           |
| 43:26.12  | Kerry Saxby                | AUS                        | Canberra          | 26 Jan 89                        |           |
| 43:08.4   | Nadezhda Ryashkina         | URS                        | Bergen            | 28 Apr 89                        |           |
| 42:39.2   | Ileana Salvador            | ITA                        | Roma              | 17 Jun 89                        |           |
| 42:25.2   | Kerry Saxby                | AUS                        | Bergen            | 26 May 90                        |           |
| 41:56.23  | Nadezhda Ryashkina         | URS                        | Seattle           | 24 Jul 90                        |           |
| <b>20,000 Metres Track Walk</b>   |                            |                            |                   | <b>3 ratified world records</b>  |           |
| 1:37:19.1   | Xue Ailing                 | CHN                        | Xian              | 18 Sep 99                        |           |
| 1:35:23.7   | Kristina Saltanovic        | LTU                        | Kaunas            | 3 Aug 00                         |           |
| 1:26:53.2   | Olimpiada Ivanova          | RUS                        | Brisbane          | 6 Sep 01                         |           |
| <b>4 x 100 Metres Relay</b>   |                            |                            |                   | <b>47 ratified world records</b> |           |
| <i>y denotes time for 4 x 110 Yards Relay (402.34m) which was also ratified as a record for this event</i>    |                            |                            |                   |                                  |           |
| 53.2  | Czechoslovakia             | TCH                        | Paris             | 21 May 22                        |           |
| 51.4+   | Great Britain & NI         | GBR                        | Paris             | 20 Aug 22                        |           |
| 50.4  | Berliner Sport-Club        | GER                        | Köln              | 11 Jul 26                        |           |
| 49.8y   | Great Britain & NI         | GBR                        | Göteborg          | 29 Aug 26                        |           |
| 50.0  | Viktoria Magdeburg         | GER                        | Breslau           | 7 Aug 27                         |           |
| 50.0  | Linnets Saint-Maur         | FRA                        | Paris             | 15 Jul 28                        |           |
| 49.8  | TSV München 1860           | GER                        | Berlin            | 15 Jul 28                        |           |
| 48.4  | Canada                     | CAN                        | Amsterdam         | 5 Aug 28                         |           |
| 49.0  | Eintracht Frankfurt        | GER                        | Mannheim          | 30 Jun 29                        |           |
| 49.0  | TSV München 1860           | GER                        | Frankfurt-am-Main | 21 Jul 29                        |           |
| 48.8  | TSV München 1860           | GER                        | Nürnberg          | 20 Jul 30                        |           |
| 46.9  | United States              | USA                        | Los Angeles       | 7 Aug 32                         |           |
| 46.5  | Germany                    | GER                        | Köln              | 21 Jun 36                        |           |
| 46.4  | Germany                    | GER                        | Berlin            | 8 Aug 36                         |           |
| 46.1  | 46.23                      | Australia                  | AUS               | Helsinki                         | 27 Jul 52 |
| 45.9  | 46.14                      | United States              | USA               | Helsinki                         | 27 Jul 52 |
| 45.9  | 46.18                      | FR of Germany              | FRG               | Helsinki                         | 27 Jul 52 |
| 45.6  | USSR                       | URS                        | Budapest          | 20 Sep 53                        |           |
| 45.6  | USSR                       | URS                        | Moskva            | 11 Sep 55                        |           |
| 45.2  | USSR                       | URS                        | Kiyev             | 27 Jul 56                        |           |
| 45.1  | Germany                    | FRG/GDR                    | Dresden           | 30 Sep 56                        |           |
| 44.9  | 45.00                      | Australia                  | AUS               | Melbourne                        | 1 Dec 56  |
| 44.9  | 45.07                      | Germany                    | FRG/GDR           | Melbourne                        | 1 Dec 56  |
| 44.5  | 44.65                      | Australia                  | AUS               | Melbourne                        | 1 Dec 56  |
| 44.4  | 44.51                      | United States              | USA               | Roma                             | 7 Sep 60  |
| 44.3  | United States              | USA                        | Moskva            | 15 Jul 61                        |           |
| 43.9  | 43.92                      | United States              | USA               | Tokyo                            | 21 Oct 64 |
| 43.9  | USSR                       | URS                        | Leninakan         | 16 Aug 68                        |           |
| 43.6  | USSR                       | URS                        | Ciudad de México  | 27 Sep 68                        |           |
| 43.4  | 43.50                      | United States              | USA               | Ciudad de México                 | 19 Oct 68 |
| 43.4  | 43.49                      | Netherlands                | NED               | Ciudad de México                 | 19 Oct 68 |
| 42.8  | 42.88                      | United States              | USA               | Ciudad de México                 | 20 Oct 68 |
| 42.8  | 42.81                      | FR of Germany              | FRG               | München                          | 10 Sep 72 |
| 42.6  | German Democratic Republic | GDR                        | Potsdam           | 1 Sep 73                         |           |
| 42.6  | German Democratic Republic | GDR                        | East Berlin       | 24 Aug 74                        |           |
| 42.5  | 42.51                      | German Democratic Republic | GDR               | Roma                             | 8 Sep 74  |
| <i>Progression of automatically-timed records following the first such ratified mark, 42.51 GDR as above:</i> |                            |                            |                   |                                  |           |
| 42.50   | German Democratic Republic | GDR                        | Karl-Marx-Stadt   | 29 May 76                        |           |
| 42.27   | German Democratic Republic | GDR                        | Potsdam           | 19 Aug 78                        |           |
| 42.10   | German Democratic Republic | GDR                        | Karl-Marx-Stadt   | 10 Jun 79                        |           |
| 42.09   | German Democratic Republic | GDR                        | Torino            | 4 Aug 79                         |           |
| 42.09   | German Democratic Republic | GDR                        | East Berlin       | 9 Jul 80                         |           |
| 41.85   | German Democratic Republic | GDR                        | Potsdam           | 13 Jul 80                        |           |
| 41.60   | German Democratic Republic | GDR                        | Moskva            | 1 Aug 80                         |           |
| 41.53   | German Democratic Republic | GDR                        | East Berlin       | 31 Jul 83                        |           |

| MARK  | AUTO | NAME                       | COUNTRY | VENUE    | DATE      |
|-------|------|----------------------------|---------|----------|-----------|
| 41.37 |      | German Democratic Republic | GDR     | Canberra | 6 Oct 85  |
| 40.82 |      | United States              | USA     | London   | 10 Aug 12 |

**4 x 200 Metres Relay****25 ratified world records***y denotes time for 4 x 220 Yards Relay which was also ratified as a record for this event*

|         |         |                            |     |              |           |
|---------|---------|----------------------------|-----|--------------|-----------|
| 1:53.0y |         | England                    | GBR | Paris        | 30 Oct 21 |
| 1:51.6+ |         | England                    | GBR | Paris        | 23 Sep 23 |
| 1:50.6  |         | SC Charlottenburg Berlin   | GER | Berlin       | 24 Jun 28 |
| 1:50.4  |         | Linnets Saint-Maur         | FRA | Paris        | 15 Jul 28 |
| 1:48.2  |         | SC Brandenburg Berlin      | GER | Berlin       | 14 Jun 29 |
| 1:47.6  |         | Linnets Saint-Maur         | FRA | Paris        | 28 Jul 29 |
| 1:45.8  |         | Germany                    | GER | Neurössen    | 26 Jun 32 |
| 1:45.8  |         | Central Germany            | GER | Neurössen    | 26 Jun 32 |
| 1:45.3  |         | Brandenburg                | GER | Cottbus      | 19 Jun 38 |
| 1:41.0  |         | Netherlands                | NED | Hilversum    | 27 Aug 44 |
| 1:40.6  |         | Dynamo Moskva              | URS | Moskva       | 12 Jul 50 |
| 1:39.7  |         | USSR                       | URS | Bucureşti    | 27 Sep 51 |
| 1:39.7  |         | Southern Counties Team     | GBR | London       | 17 Sep 52 |
| 1:36.4  |         | USSR                       | URS | Bucureşti    | 9 Aug 53  |
| 1:36.4y |         | German Democratic Republic | GDR | Rostock      | 29 Jul 56 |
| 1:36.3y |         | Australia                  | AUS | Sydney       | 5 Dec 56  |
| 1:36.0y |         | German Democratic Republic | GDR | Leipzig      | 26 Jul 58 |
| 1:35.1  |         | USSR                       | URS | Moskva       | 14 Jul 63 |
| 1:34.4  |         | USSR                       | URS | Leninakan    | 2 Oct 67  |
| 1:33.8  |         | Great Britain & NI         | GBR | London       | 24 Aug 68 |
| 1:32.4  | 1:32.39 | German Democratic Republic | GDR | Jena         | 13 Aug 76 |
| 1:31.6  | 1:31.57 | Great Britain & NI         | GBR | London       | 20 Aug 77 |
| 1:30.8  | 1:30.74 | Ukraine                    | URS | Moskva       | 29 Jul 79 |
| 1:28.2  | 1:28.15 | German Democratic Republic | GDR | Jena         | 9 Aug 80  |
| 1:27.46 |         | United States "Blue" Team  | USA | Philadelphia | 29 Apr 00 |

**4 x 400 Metres Relay****15 ratified world records**

|         |         |                            |     |          |           |
|---------|---------|----------------------------|-----|----------|-----------|
| 3:47.4  |         | Moskva                     | URS | Moskva   | 30 May 69 |
| 3:43.2  |         | Latvia                     | URS | Minsk    | 1 Jun 69  |
| 3:37.6  |         | Great Britain & NI         | GBR | London   | 22 Jun 69 |
| 3:34.2  |         | France                     | FRA | Colombes | 6 Jul 69  |
| 3:33.9  |         | FR of Germany              | FRG | Pireás   | 19 Sep 69 |
| 3:30.8  | 3:30.82 | Great Britain & NI         | GBR | Pireás   | 20 Sep 69 |
| 3:30.8  | 3:30.85 | France                     | FRA | Athína   | 20 Sep 69 |
| 3:29.3  | 3:29.28 | German Democratic Republic | GDR | Helsinki | 15 Aug 71 |
| 3:28.8  |         | German Democratic Republic | GDR | Colombes | 5 Jul 72  |
| 3:28.5  | 3:28.48 | German Democratic Republic | GDR | München  | 9 Sep 72  |
| 3:23.0  | 3:22.95 | German Democratic Republic | GDR | München  | 10 Sep 72 |
| 3:19.2  | 3:19.23 | German Democratic Republic | GDR | Montréal | 31 Jul 76 |
| 3:19.04 |         | German Democratic Republic | GDR | Athína   | 11 Sep 82 |
| 3:15.92 |         | German Democratic Republic | GDR | Erfurt   | 3 Jun 84  |
| 3:15.17 |         | USSR                       | URS | Seoul    | 1 Oct 88  |

**4 x 800 Metres Relay****9 ratified world records**

|         |         |                            |     |                 |           |
|---------|---------|----------------------------|-----|-----------------|-----------|
| 8:33.0  |         | German Democratic Republic | GDR | Cottbus         | 4 Oct 69  |
| 8:27.0  | 8:26.99 | Great Britain & NI         | GBR | Edinburgh       | 13 Jun 70 |
| 8:25.0  |         | Great Britain & NI         | GBR | London          | 5 Sep 70  |
| 8:16.8  |         | FR of Germany              | FRG | Lübeck          | 31 Jul 71 |
| 8:08.6  |         | Bulgaria                   | BUL | Sofiya          | 12 Aug 73 |
| 8:05.2  | 8:05.24 | Bulgaria                   | BUL | Sofiya          | 30 Aug 75 |
| 7:54.2  | 7:54.10 | German Democratic Republic | GDR | Karl-Marx-Stadt | 6 Aug 76  |
| 7:52.4  |         | USSR                       | URS | Podolsk         | 16 Aug 76 |
| 7:50.17 |         | USSR                       | URS | Moskva          | 5 Aug 84  |

**Distance Medley Relay (1200m / 400m / 800m / 1600m)**

one world record awaiting ratification

|          |                       |               |     |        |          |
|----------|-----------------------|---------------|-----|--------|----------|
| 10:36.50 | awaiting ratification | United States | USA | Nassau | 2 May 15 |
|----------|-----------------------|---------------|-----|--------|----------|

**4 x 1500 Metres Relay****1 ratified world record**

|          |  |       |     |        |           |
|----------|--|-------|-----|--------|-----------|
| 16:33.58 |  | Kenya | KEN | Nassau | 24 May 14 |
|----------|--|-------|-----|--------|-----------|

| MARK | NOTE | NAME | COUNTRY | VENUE | DATE |
|------|------|------|---------|-------|------|
|------|------|------|---------|-------|------|

**Road events – world bests and world records**

These were accepted by the IAAF as world bests from January 1, 2003 and world records from January 1, 2004. From November 1, 2011 the IAAF specified that “world records in road races for women [were] to be recognised in women only races”, though before that rule was enforced it was decided not to apply it in retrospect, so all existing world records (set in mixed races) remained standing. From November 1, 2013 it was agreed that the IAAF would separately ratify the best marks in single gender (i.e women only) road running races. Therefore two progressions are shown here where relevant. A mixed race record will be ratified even if it is inferior to the equivalent women only mark.

Listed is the progression of world bests prior to official acceptance and superior unratified marks thereafter. Indented are unratified marks or those set on uncertified or unaided courses which do not fulfill the criteria specified in IAAF Rule 260.21.b (separation between start and finish points should not be more than 50% of race distance) or 260.21.c (the decrease in elevation should not be greater than one in a thousand). Record ratified by the IAAF are shown in bold. + denotes marks set en route to longer distances.

**10 Kilometres****2 ratified world records**

|               |                |                            |            |                 |                  |
|---------------|----------------|----------------------------|------------|-----------------|------------------|
| 34:51         |                | Julie Shea                 | USA        | Washington      | 10 Oct 76        |
| 33:49         |                | Marijke Moser              | SUI        | Bern            | 19 May 77        |
| 32:33         |                | Loa Olofsson               | DEN        | Kobenhavn       | 25 Feb 78        |
| 31:16         |                | Grete Waitz                | NOR        | New York        | 2 Jun 79         |
| 32:02         |                | Grete Waitz                | NOR        | Hamilton, BER   | 26 Jan 80        |
| 31:00         |                | Grete Waitz                | NOR        | New York        | 1 Jun 80         |
| 31:41         |                | Grete Waitz                | NOR        | Hamilton, BER   | 30 Jan 82        |
| 31:32         |                | Grete Waitz                | NOR        | Miami           | 15 Jan 83        |
| 31:29         |                | Wendy Sly                  | GBR        | New Orleans     | 27 Mar 83        |
| 31:25         |                | Ingrid Kristiansen         | NOR        | Oslo            | 6 May 84         |
| 30:47         |                | Ingrid Kristiansen         | NOR        | Bergen          | 25 May 86        |
| 30:46         |                | Ingrid Kristiansen         | NOR        | Copenhagen      | 21 Sep 86        |
| 31:07         |                | Liz McColgan               | GBR        | Orlando         | 21 Feb 87        |
| 30:59         |                | Liz McColgan               | GBR        | Orlando         | 6 Feb 88         |
| 30:39         | 30:38.4        | Liz McColgan               | GBR        | Orlando         | 11 Mar 89        |
| 30:29         | 30:28.6        | Asmae Leghzaoui            | MAR        | New York        | 8 Jun 02         |
| <b>30:21</b>  | <b>30:20.7</b> | <b>Paula Radcliffe</b>     | <b>GBR</b> | <b>San Juan</b> | <b>23 Feb 03</b> |
| <b>30:04+</b> |                | <b>Joyciline Jepkosgei</b> | <b>KEN</b> | <b>Praha</b>    | <b>1 Apr 17</b>  |

## 10 Kilometres women only race

**1 ratified world record**

|              |                |                        |            |                 |                 |
|--------------|----------------|------------------------|------------|-----------------|-----------------|
| <b>30:29</b> | <b>30:28.6</b> | <b>Asmae Leghzaoui</b> | <b>MAR</b> | <b>New York</b> | <b>8 Jun 02</b> |
|--------------|----------------|------------------------|------------|-----------------|-----------------|

**15 Kilometres****5 ratified world records**

|               |  |                            |            |                  |                  |
|---------------|--|----------------------------|------------|------------------|------------------|
| 53:05         |  | Grete Waitz                | NOR        | Stockholm        | 2 Oct 77         |
| 51:37         |  | Marty Cooksey              | USA        | Portland         | 25 Jun 78        |
| 51:28         |  | Joan Samuelson             | USA        | Portland         | 24 Jun 79        |
| 48:01         |  | Grete Waitz                | NOR        | Tampa            | 9 Feb 80         |
| 47:52         |  | Grete Waitz                | NOR        | Tampa            | 11 Feb 84        |
| 47:17         |  | Ingrid Kristiansen         | NOR        | Monaco           | 21 Nov 87        |
| <b>46:57</b>  |  | <b>Elana Meyer</b>         | <b>RSA</b> | <b>Cape Town</b> | <b>2 Nov 91</b>  |
| 46:41+        |  | Paula Radcliffe            | GBR        | South Shields    | 21 Sep 03        |
| <b>46:55+</b> |  | <b>Kayoko Fukushi</b>      | <b>JPN</b> | <b>Marugame</b>  | <b>5 Feb 06</b>  |
| <b>46:28</b>  |  | <b>Tirunesh Dibaba</b>     | <b>ETH</b> | <b>Nijmegen</b>  | <b>15 Nov 09</b> |
| <b>46:14+</b> |  | <b>Florence Kiplagat</b>   | <b>KEN</b> | <b>Barcelona</b> | <b>15 Feb 15</b> |
| <b>45:37+</b> |  | <b>Joyciline Jepkosgei</b> | <b>KEN</b> | <b>Praha</b>     | <b>1 Apr 17</b>  |

## 15 Kilometres women only race

**1 ratified world record**

|               |  |                        |            |              |                  |
|---------------|--|------------------------|------------|--------------|------------------|
| <b>46:59+</b> |  | <b>Lornah Kiplagat</b> | <b>NED</b> | <b>Udine</b> | <b>14 Oct 07</b> |
|---------------|--|------------------------|------------|--------------|------------------|

**20 Kilometres****8 ratified world records**

|                   |  |                        |            |                     |                 |
|-------------------|--|------------------------|------------|---------------------|-----------------|
| 79:43             |  | Nadia Garcia           | USA        | Chula Vista,        | 20 May 72       |
| 76:03             |  | Nadia Garcia           | USA        | San Diego           | 27 Sep 75       |
| 75:00             |  | Karen Bridges          | USA        | Tulsa,              | 29 Oct 77       |
| 74:34             |  | Kim Merritt            | USA        | Chicago             | 2 Jul 78        |
| 74:08             |  | Julie Shea             | USA        | Atlanta             | 1 Apr 79        |
| 71:24             |  | Marty Cooksey          | USA        | Far Hills           | 20 May 79       |
| 70:34+            |  | Patti Lyons            | USA        | Manchester, VT      | 23 Sep 79       |
| 69:59             |  | Jacqueline Gareau      | CAN        | Montreal            | 30 Sep 79       |
| 69:31             |  | Nancy Conz             | USA        | Washington          | 6 Mar 82        |
| 66:52             |  | Cathie Twomey          | USA        | Nagoya              | 7 Mar 82        |
| 66:37             |  | Hellen Kimaiyo         | KEN        | Paris               | 17 Oct 93       |
| 65:11             |  | Wang Xiuting           | CHN        | Miyazaki            | 6 Jan 93        |
| 65:11             |  | Colleen de Reuck       | RSA        | New Haven           | 7 Sep 98        |
| 63:54             |  | Lornah Kiplagat        | KEN        | Alphen aan den Rijn | 11 Mar 01       |
| <b>63:26+</b>     |  | <b>Paula Radcliffe</b> | <b>GBR</b> | <b>Bristol</b>      | <b>6 Oct 01</b> |
| 62:21+ . estimate |  | Paula Radcliffe        | GBR        | South Shields       | 21 Sep 03       |
| <b>63:21</b>      |  | <b>Lornah Kiplagat</b> | <b>NED</b> | <b>Debrecen</b>     | <b>8 Oct 06</b> |

| MARK                          | NOTE      | NAME                       | COUNTRY    | VENUE                  | DATE                            |
|-------------------------------|-----------|----------------------------|------------|------------------------|---------------------------------|
| <b>62:57+</b>                 |           | <b>Lornah Kiplagat</b>     | <b>NED</b> | <b>Udine</b>           | <b>14 Oct 07</b>                |
| <b>62:36+</b>                 |           | <b>Mary Keitany</b>        | <b>KEN</b> | <b>R'as Al Khaimah</b> | <b>18 Feb 11</b>                |
| <b>61:56+</b>                 |           | <b>Florence Kiplagat</b>   | <b>KEN</b> | <b>Barcelona</b>       | <b>16 Feb 14</b>                |
| <b>61:54+</b>                 |           | <b>Florence Kiplagat</b>   | <b>KEN</b> | <b>Barcelona</b>       | <b>15 Feb 15</b>                |
| <b>61:40+</b>                 |           | <b>Peres Jepchirchir</b>   | <b>KEN</b> | <b>R'as Al Khaimah</b> | <b>10 Feb 17</b>                |
| <b>61:25+</b>                 |           | <b>Joyciline Jepkosgei</b> | <b>KEN</b> | <b>Praha</b>           | <b>1 Apr 17</b>                 |
| 20 Kilometres women only race |           |                            |            |                        | <b>1 ratified world record</b>  |
| <b>62:57+</b>                 |           | <b>Lornah Kiplagat</b>     | <b>NED</b> | <b>Udine</b>           | <b>14 Oct 07</b>                |
| <b>Half Marathon</b>          |           |                            |            |                        | <b>7 ratified world records</b> |
| 75:04                         |           | Marty Cooksey              | USA        | San Diego              | 26 Aug 78                       |
| 75:58                         |           | Michiko Gorman             | USA        | Pasadena               | 19 Nov 78                       |
| 75:01                         |           | Ellison Goodall            | USA        | Winston-Salem          | 10 Mar 79                       |
| 74:50                         |           | Kathy Mintie               | USA        | San Diego              | 25 Aug 79                       |
| 74:04                         |           | Patty Catalano             | USA        | Manchester, VT         | 23 Sep 79                       |
| 73:59                         |           | Marja Wokke                | NED        | Den Haag               | 29 Mar 80                       |
| 73:26                         |           | Joan Benoit                | USA        | New Orleans            | 18 Jan 81                       |
| 71:16                         |           | Joan Benoit                | USA        | San Diego              | 7 Mar 81                        |
| 69:57                         |           | Grete Waitz                | NOR        | Göteborg               | 15 May 82                       |
| 69:14                         |           | Joan Benoit                | USA        | Philadelphia           | 18 Sep 83                       |
| 68:34                         |           | Joan Benoit                | USA        | Philadelphia           | 16 Sep 84                       |
| 66:40                         |           | Ingrid Kristiansen         | NOR        | Sandnes                | 5 Apr 87                        |
| 68:32                         |           | Ingrid Kristiansen         | NOR        | New Bedford            | 19 Mar 89                       |
| 67:59                         |           | Elana Meyer                | RSA        | East London            | 18 May 91                       |
| 67:59                         |           | Uta Pippig                 | GER        | Kyoto                  | 20 Mar 94                       |
| 67:58                         |           | Uta Pippig                 | GER        | Kyoto                  | 19 Mar 95                       |
| 67:36                         |           | Elana Meyer                | RSA        | Kyoto                  | 9 Mar 97                        |
| 67:29                         |           | Elana Meyer                | RSA        | Kyoto                  | 8 Mar 98                        |
| <b>66:44</b>                  |           | <b>Elana Meyer</b>         | <b>RSA</b> | <b>Tokyo</b>           | <b>15 Jan 99</b>                |
| 65:44                         |           | Susan Chepkemei            | KEN        | Lisboa                 | 1 Apr 01                        |
| 65:40                         | 65:39.6   | Paula Radcliffe            | GBR        | South Shields          | 21 Sep 03                       |
| <b>66:25</b>                  |           | <b>Lornah Kiplagat</b>     | <b>NED</b> | <b>Udine</b>           | <b>14 Oct 07</b>                |
| <b>65:50</b>                  |           | <b>Mary Keitany</b>        | <b>KEN</b> | <b>R'as Al Khaimah</b> | <b>18 Feb 11</b>                |
| <b>65:12</b>                  |           | <b>Florence Kiplagat</b>   | <b>KEN</b> | <b>Barcelona</b>       | <b>16 Feb 14</b>                |
| <b>65:09</b>                  |           | <b>Florence Kiplagat</b>   | <b>KEN</b> | <b>Barcelona</b>       | <b>15 Feb 15</b>                |
| <b>65:06</b>                  |           | <b>Peres Jepchirchir</b>   | <b>KEN</b> | <b>R'as Al Khaimah</b> | <b>10 Feb 17</b>                |
| <b>64:52</b>                  |           | <b>Joyciline Jepkosgei</b> | <b>KEN</b> | <b>Praha</b>           | <b>1 Apr 17</b>                 |
| Half Marathon women only race |           |                            |            |                        | <b>1 ratified world record</b>  |
| <b>66:25</b>                  |           | <b>Lornah Kiplagat</b>     | <b>NED</b> | <b>Udine</b>           | <b>14 Oct 07</b>                |
| <b>25 Kilometres</b>          |           |                            |            |                        | <b>3 ratified world records</b> |
| 1:44:38                       |           | Nina Kucsik                | USA        | New York (Bronx)       | 17 Oct 71                       |
| 1:41:50                       |           | Charlotte Teske            | FRG        | Greisheim              | 20 Nov 74                       |
| 1:31:52                       |           | Christa Vahlensieck        | FRG        | Duren                  | 23 Mar 75                       |
| 1:31:00                       |           | Christa Vahlensieck        | FRG        | Duren                  | 13 Sep 75                       |
| 1:30:34                       |           | Manuela Angenvoorth        | FRG        | Paderborn              | 17 Apr 76                       |
| 1:30:06                       |           | Christa Vahlensieck        | FRG        | Ameln                  | 2 May 76                        |
| 1:28:33                       |           | Christa Vahlensieck        | FRG        | Greisheim              | 22 Nov 78                       |
| 1:28:18                       |           | Joyce Smith                | GBR        | Brugges                | 29 Jun 80                       |
| 1:27:00                       | 1:26:59.7 | Charlotte Teske            | FRG        | Greisheim              | 18 Nov 81                       |
| 1:26:34                       |           | Nancy Conz                 | USA        | Boston                 | 13 Jun 82                       |
| 1:26:32                       |           | Charlotte Teske            | FRG        | Greisheim              | 17 Nov 82                       |
| 1:22:28                       |           | Grete Waitz                | NOR        | Paderborn              | 29 Mar 86                       |
| <b>1:22:31+</b>               |           | <b>Naoko Takahashi</b>     | <b>JPN</b> | <b>Berlin</b>          | <b>30 Sep 01</b>                |
| 1:20:36+                      |           | Paula Radcliffe            | GBR        | London                 | 13 Apr 03                       |
| <b>1:22:13+</b>               |           | <b>Mizuki Noguchi</b>      | <b>JPN</b> | <b>Berlin</b>          | <b>25 Sep 05</b>                |
| 1:21:57+                      |           | Deena Kastor               | USA        | Chicago                | 9 Oct 05                        |
| 1:21:31+                      |           | Constantina Tomescu-Dita   | ROU        | Chicago                | 22 Oct 06                       |
| <b>1:19:53</b>                |           | <b>Mary Keitany</b>        | <b>KEN</b> | <b>Berlin</b>          | <b>9 May 10</b>                 |
| 1:19:43+                      |           | Mary Keitany               | KEN        | London                 | 23 Apr 17                       |
| 25 Kilometres women only race |           |                            |            |                        | <b>1 ratified world record</b>  |
| <b>1:22:47+</b>               |           | <b>Paula Radcliffe</b>     | <b>GBR</b> | <b>Helsinki</b>        | <b>14 Aug 05</b>                |



| MARK | NAME | COUNTRY | VENUE | DATE |
|------|------|---------|-------|------|
|------|------|---------|-------|------|

**30 Kilometres****2 ratified world records** (plus two awaiting ratification)

*The 30Km point during the London Marathon had too great a drop for record purposes until a course change for the 2005 race when the overall loss of elevation was 11m and so within the threshold required*

|                 |                        |            |               |                  |
|-----------------|------------------------|------------|---------------|------------------|
| 2:03:04.        | E Pasquale             | ITA        |               | 66               |
| 1:55:20.        | Raisa Smekhnova        | URS        | Novomoskovsk  | 29 Dec 75        |
| 1:54:47.        | Jacqueline Hansen      | USA        | Culver City   | 15 Feb 76        |
| 1:53:31.        | Patti Catalano         | USA        | Wellesley     | 18 Feb 79        |
| 1:53:07.        | Marty Cooksey          | USA        | Springdale    | 6 May 79         |
| 1:50:45.        | Marty Cooksey          | USA        | Pasadena      | 10 May 80        |
| 1:47:17+.       | Joan Benoit            | USA        | Auckland      | 3 Feb 80         |
| 1:44:25.        | Patti Catalano         | USA        | Ohme          | 15 Feb 81        |
| 1:43:26.        | Eriko Asai             | JPN        | Osaka         | 8 Dec 91         |
| 1:41:57.        | Naoko Takahashi        | JPN        | Ohme          | 18 Feb 01        |
| <b>1:39:02+</b> | <b>Naoko Takahashi</b> | <b>JPN</b> | <b>Berlin</b> | <b>30 Sep 01</b> |
| 1:36:36+.       | Paula Radcliffe        | GBR        | London        | 13 Apr 03        |
| 1:39:09.        | Mizuki Noguchi         | JPN        | Ohme          | 15 Feb 04        |
| 1:37:27+.       | Paula Radcliffe        | GBR        | London        | 17 Apr 05        |
| <b>1:38:49+</b> | <b>Mizuki Noguchi</b>  | <b>JPN</b> | <b>Berlin</b> | <b>25 Sep 05</b> |
| 1:38:33+.       | Mare Dibaba            | ETH        | Toronto       | 16 Oct 11        |
| 1:38:33+.       | Koren Jejela           | ETH        | Toronto       | 16 Oct 11        |
| 1:38:42+.       | Aberu Kebede           | ETH        | Berlin        | 25 Sep 16        |
| 1:38:19+.       | Valary Aiyabei         | KEN        | Praha         | 7 May 17         |

**30 Kilometres women only race****4 ratified world records**

|                 |                          |            |               |                  |
|-----------------|--------------------------|------------|---------------|------------------|
| <b>1:39:11+</b> | <b>Mary Keitany</b>      | <b>KEN</b> | <b>London</b> | <b>17 Apr 11</b> |
| <b>1:39:11+</b> | <b>Edna Kiplagat</b>     | <b>KEN</b> | <b>London</b> | <b>13 Apr 14</b> |
| <b>1:39.11+</b> | <b>Florence Kiplagat</b> | <b>KEN</b> | <b>London</b> | <b>13 Apr 14</b> |
| <b>1:36:05+</b> | <b>Mary Keitany</b>      | <b>KEN</b> | <b>London</b> | <b>23 Apr 17</b> |

**Marathon****1 ratified world record**

|                |                        |            |                    |                  |
|----------------|------------------------|------------|--------------------|------------------|
| 3:40:22.       | Violet Piercy          | GBR        | Chiswick           | 3 Oct 26         |
| 3:37:07.       | Merry Lepper           | USA        | Culver City        | 16 Dec 63        |
| 3:27:45.       | Dale Greig             | GBR        | Ryde/Isle of Wight | 23 May 64        |
| 3:19:33.       | Mildred Sampson        | NZL        | Auckland           | 21 Jul 64        |
| 3:15:22.       | Maureen Wilton         | CAN        | Toronto            | 6 May 67         |
| 3:07:26.2      | Anni Pedersen          | FRG        | Waldniel           | 16 Sep 67        |
| 3:02:53.       | Caroline Walker        | USA        | Seaside            | 28 Feb 70        |
| 3:01:42.       | Elizabeth Bonner       | USA        | Philadelphia       | 9 May 71         |
| 2:55:22.       | Elizabeth Bonner       | USA        | New York           | 19 Sep 71        |
| 2:49:40.       | Cheryl Bridges         | USA        | Culver City        | 5 Dec 71         |
| 2:46:36.       | Michiko Gorman         | USA        | Culver City        | 2 Dec 73         |
| 2:46:24.       | Chantal Langlacé       | FRA        | Neuf Brisach       | 27 Oct 74        |
| 2:43:54.5      | Jacqueline Hansen      | USA        | Culver City        | 1 Dec 74         |
| 2:42:24.       | Liane Winter           | FRG        | Boston             | 21 Apr 75        |
| 2:40:15.8      | Christa Vahlensieck    | FRG        | Dülmen             | 3 May 75         |
| 2:38:19.       | Jacqueline Hansen      | USA        | Eugene             | 12 Oct 75        |
| 2:35:15.4      | Chantal Langlacé       | FRA        | Oyarzun            | 1 May 77         |
| 2:34:47.5      | Christa Vahlensieck    | FRG        | West Berlin        | 10 Sep 77        |
| 2:32:29.8      | Grete Waitz            | NOR        | New York           | 22 Oct 78        |
| 2:27:32.6      | Grete Waitz            | NOR        | New York           | 21 Oct 79        |
| 2:25:41.3      | Grete Waitz            | NOR        | New York           | 26 Oct 80        |
| 2:25:28.7      | Grete Waitz            | NOR        | London             | 17 Apr 83        |
| 2:22:43.       | Joan Benoit            | USA        | Boston             | 18 Apr 83        |
| 2:21:06.       | Ingrid Kristiansen     | NOR        | London             | 21 Apr 85        |
| 2:20:47.       | Tegla Loroupe          | KEN        | Rotterdam          | 19 Apr 98        |
| 2:20:43.       | Tegla Loroupe          | KEN        | Berlin             | 26 Sep 99        |
| 2:19:46.       | Naoko Takahashi        | JPN        | Berlin             | 30 Sep 01        |
| 2:18:47.       | Catherine Ndereba      | KEN        | Chicago            | 7 Oct 01         |
| 2:17:18        | Paula Radcliffe        | GBR        | Chicago            | 13 Oct 02        |
| <b>2:15:25</b> | <b>Paula Radcliffe</b> | <b>GBR</b> | <b>London</b>      | <b>13 Apr 03</b> |

**Marathon women only race****2 ratified world records**

|                |                        |            |               |                  |
|----------------|------------------------|------------|---------------|------------------|
| <b>2:17:42</b> | <b>Paula Radcliffe</b> | <b>GBR</b> | <b>London</b> | <b>17 Apr 05</b> |
| <b>2:17:01</b> | <b>Mary Keitany</b>    | <b>KEN</b> | <b>London</b> | <b>23 Apr 17</b> |

**20 Kilometres Road Walk****6 ratified world records**

|          |                   |     |        |          |
|----------|-------------------|-----|--------|----------|
| 2:14:07. | Antonie Odvárková | TCH | Praha  | 4 Sep 31 |
| 2:24:00. | Antonie Brixiová  | TCH | Praha  | 6 Sep 31 |
| 1:59:02. | Lina Aebbersold   | SUI | Zürich | 9 Jun 34 |

| MARK           | NAME                     | COUNTRY    | VENUE             | DATE             |
|----------------|--------------------------|------------|-------------------|------------------|
| 1:57:35        | Marie van Tonder         | RSA        | CapeTown          | 28 Jul 62        |
| 1:57:26        | Irma Hansson             | SWE        | København         | 27 Oct 63        |
| 1:54:30        | Irma Hansson             | SWE        | København         | 22 Oct 67        |
| 1:53:46        | Karin Möller             | DEN        | København         | 27 Oct 68        |
| 1:51:05        | Irma Hansson             | SWE        | København         | 12 Oct 69        |
| 1:47:10        | Margareta Simu           | SWE        | København         | 22 Sep 73        |
| 1:43:38        | Lilian Harpur            | AUS        | Adelaide          | 16 Jul 77        |
| 1:43:20        | Thorill Gylder           | NOR        | Mixhuca           | 23 Apr 78        |
| 1:41:42        | Sue Cook                 | AUS        | Melbourne         | 3 Feb 80         |
| 1:39:31        | Sue Cook                 | AUS        | Melbourne         | 20 Dec 81        |
| 1:36:36        | Sue Cook                 | AUS        | Melbourne         | 19 Dec 82        |
| 1:36:23        | Sue Cook                 | AUS        | Canberra          | 7 Jul 84         |
| 1:36:19        | Sally Pierson            | AUS        | Melbourne         | 17 Jul 84        |
| 1:29:40        | Kerry Saxby              | AUS        | Värnamo           | 13 May 88        |
| 1:27:30        | Liu Hongyu               | CHN        | Beijing           | 1 May 95         |
| 1:27:30        | Nadezhda Ryashkina       | RUS        | Adler             | 7 Feb 99         |
| 1:25:18        | Tatyana Gudkova          | RUS        | Moskva            | 19 May 00        |
| 1:24:50        | Olimpiada Ivanova        | RUS        | Adler             | 4 Mar 01         |
| <b>1:26:22</b> | <b>Wang Yan</b>          | <b>CHN</b> | <b>Guangzhou</b>  | <b>19 Nov 01</b> |
| <b>1:26:22</b> | <b>Yelena Nikolayeva</b> | <b>RUS</b> | <b>Cheboksary</b> | <b>18 May 03</b> |
| <b>1:25:41</b> | <b>Olimpiada Ivanova</b> | <b>RUS</b> | <b>Helsinki</b>   | <b>7 Aug 05</b>  |
| <b>1:25:08</b> | <b>Vera Sokolova</b>     | <b>RUS</b> | <b>Sochi</b>      | <b>26 Feb 11</b> |
| <b>1:25:02</b> | <b>Yelena Lashmanova</b> | <b>RUS</b> | <b>London</b>     | <b>11 Aug 12</b> |
| <b>1:24:38</b> | <b>Liu Hong</b>          | <b>CHN</b> | <b>La Coruña</b>  | <b>6 Jun 15</b>  |

Further potential world records, which were not ratifiable, set in the time after the first ratified mark on November 19, 2001:

|         |                   |     |       |           |
|---------|-------------------|-----|-------|-----------|
| 1:25:11 | Olga Kaniskina    | RUS | Adler | 23 Feb 08 |
| 1:24:56 | Olga Kaniskina    | RUS | Adler | 28 Feb 09 |
| 1:25:11 | Anisya Kiryapkina | RUS | Sochi | 20 Feb 10 |
| 1:24:47 | Elmira Alembekova | RUS | Sochi | 27 Feb 15 |

#### 50 Kilometres Road Walk

**1 ratified world record**

|                |                       |            |                     |                  |
|----------------|-----------------------|------------|---------------------|------------------|
| 4:49:25        | Jacqueline Delasseaux | FRA        | Chaumontel          | 17 Sep 78        |
| 4:41:57        | Kora Boufflert        | FRA        | Ay-Champagne        | 17 Sep 95        |
| 4:34:16        | Yelena Ginko          | BLR        | Scanzorosciate      | 28 Oct 01        |
| 4:19:13        | Yelena Ginko          | BLR        | Scanzorosciate      | 27 Oct 02        |
| 4:12:16        | Yelena Ginko          | BLR        | Scanzorosciate      | 17 Oct 04        |
| 4:10:59        | Monica Svensson       | SWE        | Scanzorosciate      | 21 Oct 07        |
| <b>4:08:26</b> | <b>Inês Henriques</b> | <b>POR</b> | <b>Porto de Mós</b> | <b>15 Jan 17</b> |

**Additional road race record events** (for which no women-only records are established)

#### 100 Kilometres Road

**1 ratified world record**

|                |                  |            |                |                  |
|----------------|------------------|------------|----------------|------------------|
| <b>6:33:11</b> | <b>Tomeo Abe</b> | <b>JPN</b> | <b>Yufutsu</b> | <b>25 Jun 00</b> |
|----------------|------------------|------------|----------------|------------------|

**Road Relay** (Stages of 10Km, 5Km, 10Km, 5Km, 7.195Km)

**1 ratified world record**

|                |                    |            |                |                  |
|----------------|--------------------|------------|----------------|------------------|
| <b>2:11:41</b> | <b>PR of China</b> | <b>CHN</b> | <b>Beijing</b> | <b>28 Feb 98</b> |
|----------------|--------------------|------------|----------------|------------------|



## BEST THREE BY YEAR 1965-2016

See men's section (page 668) for general notes. In some of the newer disciplines, the start year is later due to the lack of meaningful performances as the event was under development.

| YEAR              | FIRST                        |     | SECOND |                       | THIRD |                        |                       |      |
|-------------------|------------------------------|-----|--------|-----------------------|-------|------------------------|-----------------------|------|
| <b>100 Metres</b> |                              |     |        |                       |       |                        |                       |      |
| 1965              | Ewa Kłobukowska              | POL | 11.1   |                       |       |                        |                       |      |
|                   | Irena Kirszenstein           | POL | 11.1   |                       |       |                        |                       |      |
|                   | Wyomia Tyus                  | USA | 11.1   |                       |       |                        |                       |      |
| 1966              | Irena Kirszenstein           | POL | 11.2   |                       |       | Margit Nemesházi-Markó | HUN                   | 11.4 |
|                   | Ewa Kłobukowska              | POL | 11.2   |                       |       | Hannelore Trabert      | FRG                   | 11.4 |
| 1967              | Barbara Ferrell              | USA | 11.1   | Jennifer Lamy         | AUS   | 11.2                   |                       |      |
|                   |                              |     |        | Ewa Kłobukowska       | POL   | 11.2                   |                       |      |
|                   |                              |     |        | Irena Kirszenstein    | POL   | 11.2                   |                       |      |
| 1968              | Wyomia Tyus                  | USA | 11.08  | Barbara Ferrell       | USA   | 11.12                  | Irena Szewińska       | POL  |
| 1969              | Jennifer Lamy                | AUS | 11.3   |                       |       |                        |                       |      |
|                   | Petra Vogt                   | GDR | 11.3   |                       |       |                        |                       |      |
|                   | Karin Balzer                 | GDR | 11.3   |                       |       |                        |                       |      |
|                   | Irena Kirszenstein/Szewińska | POL | 11.3   |                       |       |                        |                       |      |
|                   | Sylviane Telliez             | FRA | 11.3   |                       |       |                        |                       |      |
|                   | Iris Davis                   | USA | 11.3   |                       |       |                        |                       |      |
|                   | Chi Cheng                    | TPE | 11.3   |                       |       |                        |                       |      |
| 1970              | Chi Cheng                    | TPE | 11.22  | Renate Meissner       | GDR   | 11.0                   | Wilma van den Berg    | NED  |
|                   |                              |     |        |                       |       |                        | Iris Davis            | USA  |
| 1971              | Renate Meissner/Stecher      | GDR | 11.0   | Raelene Boyle         | AUS   | 11.1                   |                       |      |
|                   |                              |     |        | Ellen Stropahl        | GDR   | 11.1                   |                       |      |
|                   |                              |     |        | Alice Annum           | GHA   | 11.1                   |                       |      |
|                   |                              |     |        | Inge Helten           | FRG   | 11.1                   |                       |      |
| 1972              | Renate Stecher               | GDR | 11.07  | Silvia Chivás         | CUB   | 11.18                  | Raelene Boyle         | AUS  |
| 1973              | Renate Stecher               | GDR | 11.07  | Mona-Liisa Pursiainen | FIN   | 11.19                  | Doris Selmgkeit       | GDR  |
|                   |                              |     |        |                       |       |                        | Petra Kandarr         | GBR  |
| 1974              | Irena Szewińska              | POL | 11.13  | Raelene Boyle         | AUS   | 11.23                  |                       |      |
|                   |                              |     |        | Renate Stecher        | GDR   | 11.23                  |                       |      |
| 1975              | Renate Stecher               | GDR | 11.13  | Andrea Lynch          | GBR   | 11.16                  | Silvia Chivás         | CUB  |
| 1976              | Annegret Richter             | FRG | 11.01  | Inge Helten           | FRG   | 11.04                  | Brenda Morehead       | USA  |
| 1977              | Marlies Oelsner              | GDR | 10.88  | Annegret Richter      | FRG   | 11.03                  |                       |      |
|                   |                              |     |        | Monika Hamann         | GDR   | 11.03                  |                       |      |
| 1978              | Marlies Oelsner/Göhr         | GDR | 10.94  | Brenda Morehead       | USA   | 11.14                  |                       |      |
|                   |                              |     |        | Lilieth Hodges        | JAM   | 11.14                  |                       |      |
| 1979              | Marlies Göhr                 | GDR | 10.97  |                       |       |                        | Brenda Morehead       | USA  |
|                   | Evelyn Ashford               | USA | 10.97  |                       |       |                        |                       |      |
| 1980              | Marlies Göhr                 | GDR | 10.93  | Marita Koch           | GDR   | 10.99                  | Romy Müller           | GDR  |
| 1981              | Evelyn Ashford               | USA | 10.90  | Merlene Ottey         | JAM   | 11.07                  | Jarmila Kratochvílová | TCH  |
|                   |                              |     |        |                       |       |                        | Marlies Göhr          | GDR  |
| 1982              | Marlies Göhr                 | GDR | 10.88  | Evelyn Ashford        | USA   | 10.93                  | Bärbel Wöckel         | GDR  |
| 1983              | Evelyn Ashford               | USA | 10.79  | Marlies Göhr          | GDR   | 10.81                  | Marita Koch           | GDR  |
| 1984              | Evelyn Ashford               | USA | 10.76  | Marlies Göhr          | GDR   | 10.84                  | Florence Griffith     | USA  |
| 1985              | Marlies Göhr                 | GDR | 10.86  | Merlene Ottey         | JAM   | 10.92                  | Marita Koch           | GDR  |
| 1986              | Evelyn Ashford               | USA | 10.88  | Heike Drechsler       | GDR   | 10.91                  |                       |      |
|                   |                              |     |        | Marlies Göhr          | GDR   | 10.91                  |                       |      |
| 1987              | Anelia Nuneva                | BUL | 10.86  |                       |       |                        | Merlene Ottey         | JAM  |
|                   | Silke Gladisch               | GDR | 10.86  |                       |       |                        |                       |      |
| 1988              | Florence Griffith Joyner     | USA | 10.49  | Evelyn Ashford        | USA   | 10.81                  | Sheila Echols         | USA  |
| 1989              | Dawn Sowell                  | USA | 10.78  | Merlene Ottey         | JAM   | 10.95                  | Laurence Bily         | FRA  |
| 1990              | Merlene Ottey                | JAM | 10.78  | Katrin Krabbe         | GDR   | 10.89                  | Carlette Guidry       | USA  |
| 1991              | Merlene Ottey                | JAM | 10.79  | Katrin Krabbe         | GER   | 10.91                  | Carlette Guidry       | USA  |
| 1992              | Merlene Ottey                | JAM | 10.80  | Irina Privalova       | EUN   | 10.82                  |                       |      |
|                   |                              |     |        | Gail Devers           | USA   | 10.82                  |                       |      |
| 1993              | Gail Devers                  | USA | 10.82  |                       |       |                        | Gwen Torrence         | USA  |
|                   | Merlene Ottey                | JAM | 10.82  |                       |       |                        |                       |      |
| 1994              | Irina Privalova              | RUS | 10.77  | Merlene Ottey         | JAM   | 10.78                  | Gwen Torrence         | USA  |
| 1995              | Gwen Torrence                | USA | 10.84  | Merlene Ottey         | JAM   | 10.85                  | Irina Privalova       | RUS  |
| 1996              | Merlene Ottey                | JAM | 10.74  | Gwen Torrence         | USA   | 10.82                  | Gail Devers           | USA  |
| 1997              | Marion Jones                 | USA | 10.76  | Li Xuemei             | CHN   | 10.79                  | Merlene Ottey         | JAM  |
| 1998              | Marion Jones                 | USA | 10.65  | Christine Arron       | FRA   | 10.73                  | Irina Privalova       | RUS  |

| YEAR | FIRST                    |     |       | SECOND                  |     |       | THIRD                   |     |       |
|------|--------------------------|-----|-------|-------------------------|-----|-------|-------------------------|-----|-------|
| 1999 | Marion Jones             | USA | 10.70 | Inger Miller            | USA | 10.79 | Katerína Thánou         | GRE | 10.83 |
| 2000 | Marion Jones             | USA | 10.78 | Chandra Sturupp         | BAH | 10.86 | Katerína Thánou         | GRE | 10.91 |
|      |                          |     |       |                         |     |       | Inger Miller            | USA | 10.91 |
| 2001 | Zhanna Pintusevich-Block | UKR | 10.82 | Katerína Thánou         | GRE | 10.91 | Chandra Sturupp         | BAH | 10.95 |
| 2002 | Debbie Ferguson          | BAH | 10.91 | Tayna Lawrence          | JAM | 10.93 | Chryste Gaines          | USA | 10.94 |
| 2003 | Chryste Gaines           | USA | 10.86 | Chandra Sturupp         | BAH | 10.89 | Torri Edwards           | USA | 10.93 |
| 2004 | Ivet Lalova              | BUL | 10.77 | Veronica Campbell       | JAM | 10.91 | Yuliya Nesterenko       | BLR | 10.92 |
| 2005 | Chandra Sturupp          | BAH | 10.84 | Veronica Campbell       | JAM | 10.85 | Lauryn Williams         | USA | 10.88 |
| 2006 | Sherone Simpson          | JAM | 10.82 | Veronica Campbell       | JAM | 10.99 | Kerron Stewart          | JAM | 11.03 |
|      |                          |     |       |                         |     |       | Me'Lisa Barber          | USA | 11.03 |
|      |                          |     |       |                         |     |       | LaTasha Jenkins         | USA | 11.03 |
| 2007 | Veronica Campbell        | JAM | 10.89 | Torri Edwards           | USA | 10.90 | Me'Lisa Barber          | USA | 10.95 |
| 2008 | Torri Edwards            | USA | 10.78 |                         |     |       | Kerron Stewart          | JAM | 10.80 |
|      | Shelly-Ann Fraser        | JAM | 10.78 |                         |     |       |                         |     |       |
| 2009 | Carmelita Jeter          | USA | 10.64 | Shelly-Ann Fraser       | JAM | 10.73 | Kerron Stewart          | JAM | 10.75 |
| 2010 | Veronica Campbell-Brown  | JAM | 10.78 | Carmelita Jeter         | USA | 10.82 | Kelly-Ann Baptiste      | TTO | 10.84 |
| 2011 | Carmelita Jeter          | USA | 10.70 | Veronica Campbell-Brown | JAM | 10.76 | Marshevet Myers         | USA | 10.86 |
| 2012 | Shelly-Ann Fraser-Pryce  | JAM | 10.70 | Carmelita Jeter         | USA | 10.78 | Veronica Campbell-Brown | JAM | 10.81 |
| 2013 | Shelly-Ann Fraser-Pryce  | JAM | 10.71 | Blessing Okagbare       | NGR | 10.79 | Barbara Pierre          | USA | 10.85 |
|      |                          |     |       |                         |     |       | English Gardner         | USA | 10.85 |
| 2014 | Tori Bowie               | USA | 10.80 | Michelle-Lee Ahye       | TTO | 10.85 |                         |     |       |
|      |                          |     |       | Blessing Okagbare       | NGR | 10.85 |                         |     |       |
| 2015 | Shelly-Ann Fraser-Pryce  | JAM | 10.74 | English Gardner         | USA | 10.79 | Blessing Okagbare       | NGR | 10.80 |
| 2016 | Elaine Thompson          | JAM | 10.70 | English Gardner         | USA | 10.74 | Murielle Ahouré         | CIV | 10.78 |

### 200 Metres († while South Africa were suspended from IAAF)

|      |                              |     |       |                       |     |        |                        |     |       |
|------|------------------------------|-----|-------|-----------------------|-----|--------|------------------------|-----|-------|
| 1965 | Irena Kirszenstein           | POL | 22.7  | Ewa Kłobukowska       | POL | 23.0   | Edith McGuire          | USA | 23.1  |
| 1966 | Irena Kirszenstein           | POL | 23.1  |                       |     |        | Irene Piotrowski       | CAN | 23.4  |
|      | Ewa Kłobukowska              | POL | 23.1  |                       |     |        | Miguelina Cobian       | CUB | 23.4  |
| 1967 | Irena Kirszenstein           | POL | 22.7  | Ewa Kłobukowska       | POL | 22.9   | Jennifer Lamy          | AUS | 23.1  |
| 1968 | Irena Kirszenstein/Szewińska | POL | 22.58 | Raelene Boyle         | AUS | 22.74  | Barbara Ferrell        | USA | 22.87 |
| 1969 | Irena Szewińska              | POL | 23.0  |                       |     |        | Renate Meissner        | GDR | 23.33 |
|      | Petra Vogt                   | GDR | 23.0  |                       |     |        |                        |     |       |
| 1970 | Chi Cheng                    | TPE | 22.62 | Renate Meissner       | GDR | 22.7   | Raelene Boyle          | AUS | 22.9  |
| 1971 | Renate Meissner/Stecher      | GDR | 22.67 | Irena Szewińska       | POL | 22.75  | Alice Annum            | GHA | 23.01 |
| 1972 | Renate Stecher               | GDR | 22.6  | Ellen Stropahl        | GDR | 22.7   |                        |     |       |
|      |                              |     |       | Irena Szewińska       | POL | 22.7   |                        |     |       |
| 1972 | Renate Stecher               | GDR | 22.40 | Raelene Boyle         | AUS | 22.45  | Irena Szewińska        | POL | 22.74 |
| 1973 | Renate Stecher               | GDR | 22.38 | Mona-Liisa Pursiainen | FIN | 22.39  | Doris Maletzki         | GDR | 22.3  |
|      |                              |     |       |                       |     |        | Marina Sidorova        | URS | 22.72 |
| 1974 | Irena Szewińska              | POL | 22.21 | Raelene Boyle         | AUS | 22.50  | Renate Stecher         | GBR | 22.68 |
| 1975 | Renate Stecher               | GDR | 22.44 | Irena Szewińska       | POL | 22.4   | Chandra Cheeseborough  | USA | 22.77 |
| 1976 | Bärbel Eckert                | GDR | 22.37 | Annegret Richter      | FRG | 22.39  | Irena Szewińska        | POL | 22.41 |
| 1977 | Irena Szewińska              | POL | 22.37 | Marita Koch           | GDR | 22.38  | Bärbel Eckert          | GDR | 22.52 |
| 1978 | Marita Koch                  | GDR | 22.06 | Marlies Göhr          | GDR | 22.38  | Ludmila Kondratyeva    | URS | 22.52 |
| 1979 | Marita Koch                  | GDR | 21.71 | Evelyn Ashford        | USA | 21.83  | Ludmila Kondratyeva    | URS | 22.33 |
| 1980 | Bärbel Eckert/Wöckel         | GDR | 22.01 | Natalya Bochina       | URS | 22.19  | Merlene Ottey          | JAM | 22.20 |
| 1981 | Evelyn Ashford               | USA | 21.84 | Jarmila Kratochvílová | TCH | 21.97  | Bärbel Wöckel          | GDR | 22.07 |
| 1982 | Marita Koch                  | GDR | 21.76 | Bärbel Wöckel         | GDR | 22.04  | Evelyn Ashford         | USA | 22.10 |
| 1983 | Marita Koch                  | GDR | 21.82 | Evelyn Ashford        | USA | 21.88  | Chandra Cheeseborough  | USA | 21.99 |
| 1984 | Marita Koch                  | GDR | 21.71 | Marlies Göhr          | GDR | 21.74  | Valerie Brisco-Hooks   | USA | 21.81 |
| 1985 | Marita Koch                  | GDR | 21.78 | Merlene Ottey         | JAM | 21.93  | Valerie Brisco-Hooks   | USA | 21.98 |
| 1986 | Heike Drechsler              | GDR | 21.71 | Evelyn Ashford        | USA | 21.97  | Silke Gladisch         | GDR | 22.07 |
| 1987 | Silke Gladisch               | GDR | 21.74 | Florence Griffith     | USA | 21.96  | Anelia Nuneva          | BUL | 22.01 |
| 1988 | Florence Griffith Joyner     | USA | 21.34 | Grace Jackson         | JAM | 21.72  | Heike Drechsler        | GDR | 21.84 |
| 1989 | Dawn Sowell                  | USA | 22.04 | Evette de Klerk       | RSA | 22.06† | Merlene Ottey          | JAM | 22.21 |
| 1990 | Merlene Ottey                | JAM | 21.66 | Katrin Krabbe         | GDR | 21.95  | Heike Drechsler        | GDR | 22.19 |
| 1991 | Merlene Ottey                | JAM | 21.64 | Katrin Krabbe         | GER | 21.96  | Gwen Torrence          | USA | 22.07 |
| 1992 | Gwen Torrence                | USA | 21.72 | Juliet Cuthbert       | JAM | 21.75  | Irina Privalova        | EUN | 21.93 |
| 1993 | Merlene Ottey                | JAM | 21.77 | Irina Privalova       | RUS | 21.88  | Gwen Torrence          | USA | 21.92 |
| 1994 | Gwen Torrence                | USA | 21.85 | Irina Privalova       | RUS | 22.02  | Merlene Ottey          | JAM | 22.07 |
| 1995 | Gwen Torrence                | USA | 21.77 | Irina Privalova       | RUS | 21.87  | Merlene Ottey          | JAM | 21.93 |
| 1996 | Marie-José Pérec             | FRA | 22.07 |                       |     |        | Merlene Ottey          | JAM | 22.08 |
|      | Mary Onyali                  | NGR | 22.07 |                       |     |        |                        |     |       |
| 1997 | Marion Jones                 | USA | 21.76 | Li Xuemei             | CHN | 22.01  | Merlene Ottey          | JAM | 22.06 |
| 1998 | Marion Jones                 | USA | 21.62 | Inger Miller          | USA | 22.20  | Falilat Ogunkoya       | NGR | 22.22 |
| 1999 | Inger Miller                 | USA | 21.77 | Marion Jones          | USA | 21.81  | Merlene Frazer         | JAM | 22.18 |
| 2000 | Marion Jones                 | USA | 21.94 | Inger Miller          | USA | 22.09  | Pauline Davis-Thompson | BAH | 22.27 |



| YEAR              | FIRST                   |     |       | SECOND                   |     |       | THIRD                    |     |       |
|-------------------|-------------------------|-----|-------|--------------------------|-----|-------|--------------------------|-----|-------|
| 2001              | LaTasha Jenkins         | USA | 22.39 |                          |     |       | Cydonie Mothersill       | CAN | 22.54 |
|                   | Debbie Ferguson         | BAH | 22.39 |                          |     |       | Myriam Mani              | CMR | 22.54 |
| 2002              | Debbie Ferguson         | BAH | 22.20 | Veronica Campbell        | JAM | 22.39 | Muriel Hurtis            | FRA | 22.43 |
| 2003              | Allyson Felix           | USA | 22.11 | Torri Edwards            | USA | 22.28 | LaTasha Jenkins          | USA | 22.31 |
| 2004              | Veronica Campbell       | JAM | 22.05 | Allyson Felix            | USA | 22.18 | Debbie Ferguson          | BAH | 22.30 |
| 2005              | Allyson Felix           | USA | 22.13 | Rachelle Boone-Smith     | USA | 22.22 | Lauryn Williams          | USA | 22.27 |
| 2006              | Sherone Simpson         | JAM | 22.00 | Allyson Felix            | USA | 22.11 | Sanya Richards           | USA | 22.17 |
| 2007              | Allyson Felix           | USA | 21.81 | Rachelle Smith           | USA | 22.31 |                          |     |       |
|                   |                         |     |       | Sanya Richards           | USA | 22.31 |                          |     |       |
| 2008              | Veronica Campbell-Brown | JAM | 21.74 | Allyson Felix            | USA | 21.93 | Kerron Stewart           | JAM | 21.99 |
| 2009              | Allyson Felix           | USA | 21.88 | Debbie Ferguson McKenzie | BAH | 22.23 | Veronica Campbell-Brown  | JAM | 22.29 |
|                   |                         |     |       |                          |     |       | Sanya Richards           | USA | 22.29 |
| 2010              | Veronica Campbell-Brown | JAM | 21.98 | Allyson Felix            | USA | 22.03 | Myriam Soumaré           | FRA | 22.32 |
| 2011              | Shalonda Solomon        | USA | 22.15 | Carmelita Jeter          | USA | 22.20 | Veronica Campbell-Brown  | JAM | 22.22 |
| 2012              | Allyson Felix           | USA | 21.69 | Sanya Ross-Richards      | USA | 22.09 |                          |     |       |
|                   |                         |     |       | Shelly-Ann Fraser-Pryce  | JAM | 22.09 |                          |     |       |
| 2013              | Shelly-Ann Fraser-Pryce | JAM | 22.13 | Murielle Houré           | CIV | 22.24 | Tiffany Townsend         | USA | 22.26 |
| 2014              | Allyson Felix           | USA | 22.02 | Dafne Schippers          | NED | 22.03 | Myriam Soumaré           | FRA | 22.11 |
| 2015              | Dafne Schippers         | NED | 21.63 | Elaine Thompson          | JAM | 21.66 | Veronica Campbell-Brown  | JAM | 21.97 |
| 2016              | Elaine Thompson         | JAM | 21.78 | Dafne Schippers          | NED | 21.86 | Tori Bowie               | USA | 21.99 |
| <b>400 Metres</b> |                         |     |       |                          |     |       |                          |     |       |
| 1965              | Judy Pollock            | AUS | 52.1  | Maria Itkina             | URS | 52.9  | Lilita Zagere            | URS | 53.5  |
| 1966              | Judy Pollock            | AUS | 52.6  | Anna Chmelková           | TCH | 52.9  | Charlette Cooke          | USA | 53.0  |
| 1967              | Charlette Cooke         | USA | 52.4  | Judy Pollock             | AUS | 52.6  |                          |     |       |
|                   |                         |     |       | Kathy Hammond            | USA | 52.6  |                          |     |       |
| 1968              | Colette Besson          | FRA | 52.03 | Lilian Board             | GBR | 52.12 | Natalia Pechonkina       | URS | 52.25 |
| 1969              | Nicole Duclos           | FRA | 51.77 | Colette Besson           | FRA | 51.79 | Kathy Hammond            | USA | 52.1  |
| 1970              | Marilyn Neufville       | JAM | 51.02 | Chi Cheng                | TPE | 52.2  | Sandra Brown             | AUS | 52.4  |
|                   |                         |     |       |                          |     |       | Kathy Hammond            | USA | 52.4  |
|                   |                         |     |       |                          |     |       | Christel Frese           | FRG | 52.4  |
| 1971              | Helga Seidler           | GDR | 52.14 | Marilyn Neufville        | JAM | 52.3  | Ingelore Lohse           | GDR | 52.5  |
|                   |                         |     |       |                          |     |       | Colette Besson           | FRA | 52.5  |
|                   |                         |     |       |                          |     |       | Monika Zehrt             | GDR | 52.5  |
| 1972              | Monika Zehrt            | GDR | 51.08 | Rita Wilden              | FRG | 51.21 | Kathy Hammond            | USA | 51.64 |
|                   |                         |     |       |                          |     |       | Helga Seidler            | GDR | 51.5  |
|                   |                         |     |       |                          |     |       | Dagmar Käsling           | GDR | 51.5  |
| 1973              | Rita Kühne              | GDR | 51.1  | Mona-Liisa Pursiainen    | FIN | 51.27 | Nadezhda Kolesnikova     | URS | 51.53 |
| 1974              | Irena Szewińska         | POL | 49.9  | Riitta Salin             | FIN | 50.14 | Ellen Streidt            | GDR | 50.69 |
| 1975              | Irena Szewińska         | POL | 50.50 | Ellen Streidt            | GDR | 50.52 | Christina Brehmer        | GDR | 50.84 |
| 1976              | Irena Szewińska         | POL | 49.29 | Christina Brehmer        | GDR | 49.77 | Ellen Streidt            | GDR | 50.15 |
| 1977              | Irena Szewińska         | POL | 49.52 | Marita Koch              | GDR | 49.53 | Christina Brehmer        | GDR | 49.89 |
| 1978              | Marita Koch             | GDR | 48.94 | Christina Brehmer        | GDR | 50.15 | Irena Szewińska          | POL | 50.40 |
| 1979              | Marita Koch             | GDR | 48.60 | Maria Kulchunova         | URS | 49.63 | Christina Brehmer        | GDR | 49.72 |
| 1980              | Marita Koch             | GDR | 48.88 | Jarmila Kratochvílová    | TCH | 49.46 | Christina Brehmer/Lathan | GDR | 49.66 |
| 1981              | Jarmila Kratochvílová   | TCH | 48.61 | Marita Koch              | GDR | 49.27 | Irina Nazarova           | URS | 50.50 |
| 1982              | Marita Koch             | GDR | 48.16 | Jarmila Kratochvílová    | TCH | 48.85 | Bärbel Wöckel            | GDR | 49.56 |
| 1983              | Jarmila Kratochvílová   | TCH | 47.99 | Taťána Kocembová         | TCH | 48.59 | Mariya Pinigina          | URS | 49.19 |
| 1984              | Marita Koch             | GDR | 48.16 | Taťána Kocembová         | TCH | 48.73 | Valerie Brisco-Hooks     | USA | 48.83 |
| 1985              | Marita Koch             | GDR | 47.60 | Olga Vladykina           | URS | 48.27 | Valerie Brisco-Hooks     | USA | 49.56 |
| 1986              | Marita Koch             | GDR | 48.22 | Olga Vladykina           | URS | 49.67 | Petra Müller             | GDR | 49.79 |
| 1987              | Olga Vladykina/Bryzgina | URS | 49.38 | Petra Müller             | GDR | 49.64 | Mariya Pinigina          | URS | 49.87 |
| 1988              | Olga Bryzgina           | URS | 48.65 | Olga Nazarova            | URS | 49.11 | Petra Müller             | GDR | 49.30 |
| 1989              | Ana Quirot              | CUB | 50.01 | Pauline Davis            | BAH | 50.18 | Grit Breuer              | GDR | 50.48 |
| 1990              | Grit Breuer             | GDR | 49.50 | Ana Quirot               | CUB | 50.03 | Pauline Davis            | BAH | 50.05 |
| 1991              | Marie-José Pérec        | FRA | 49.13 | Grit Breuer              | GER | 49.42 | Ana Quirot               | CUB | 49.61 |
| 1992              | Marie-José Pérec        | FRA | 48.83 | Olga Bryzgina            | EUN | 49.05 | Gwen Torrence            | USA | 49.64 |
|                   |                         |     |       |                          |     |       | Ximena Restrepo          | COL | 49.64 |
| 1993              | Ma Yuqin                | CHN | 49.81 | Jearl Miles              | USA | 49.82 | Gwen Torrence            | USA | 49.83 |
| 1994              | Marie-José Pérec        | FRA | 49.77 | Cathy Freeman            | AUS | 50.04 | Maicel Malone            | USA | 50.05 |
| 1995              | Marie-José Pérec        | FRA | 49.28 | Fatima Yusuf             | NGR | 49.43 | Pauline Davis            | BAH | 49.96 |
| 1996              | Marie-José Pérec        | FRA | 48.25 | Cathy Freeman            | AUS | 48.63 | Falilat Ogunkoya         | NGR | 49.10 |
| 1997              | Cathy Freeman           | AUS | 49.39 | Jearl Miles Clark        | USA | 49.40 | Falilat Ogunkoya         | NGR | 49.48 |
| 1998              | Charity Opara           | NGR | 49.29 | Grit Breuer              | GER | 49.51 | Falilat Ogunkoya         | NGR | 49.52 |
| 1999              | Falilat Ogunkoya        | NGR | 49.62 | Cathy Freeman            | AUS | 49.67 | Anja Rucker              | GER | 49.74 |
| 2000              | Cathy Freeman           | AUS | 49.11 | Lorraine Graham          | JAM | 49.58 | Marion Jones             | USA | 49.59 |
| 2001              | Katharine Merry         | GBR | 49.59 | Grit Breuer              | GER | 49.78 | Amy Mbacké Thiam         | SEN | 49.86 |
| 2002              | Ana Guevara             | MEX | 49.16 | Lorraine Graham/Fenton   | JAM | 49.30 | Jearl Miles-Clark        | USA | 50.27 |
| 2003              | Ana Guevara             | MEX | 48.89 | Lorraine Fenton          | JAM | 49.43 | Natalya Nazarova         | RUS | 49.78 |

| YEAR | FIRST                    |     |       | SECOND                |     |       | THIRD              |     |       |
|------|--------------------------|-----|-------|-----------------------|-----|-------|--------------------|-----|-------|
| 2004 | Tonique Darling          | BAH | 49.07 | Ana Guevara           | MEX | 49.53 | Monique Hennagan   | USA | 49.56 |
| 2005 | Sanya Richards           | USA | 48.92 | Tonique Darling       | BAH | 49.30 | Svetlana Pospelova | RUS | 49.80 |
| 2006 | Sanya Richards           | USA | 48.70 | Olga Zaytseva         | RUS | 49.49 | Vanya Stambolova   | BUL | 49.53 |
|      |                          |     |       |                       |     |       | Novlene Williams   | JAM | 49.53 |
| 2007 | Sanya Richards           | USA | 49.27 | Christine Ohuruogu    | GBR | 49.61 | Deedee Trotter     | USA | 49.64 |
| 2008 | Christine Ohuruogu       | GBR | 49.62 | Shericka Williams     | JAM | 49.69 | Sanya Richards     | USA | 49.74 |
| 2009 | Sanya Richards           | USA | 48.83 | Antonina Krivoschapka | RUS | 49.29 | Shericka Williams  | JAM | 49.32 |
| 2010 | Debbie Dunn              | USA | 49.64 | Tatyana Firova        | RUS | 49.89 |                    |     |       |
|      |                          |     |       | Amantle Montsho       | BOT | 49.89 |                    |     |       |
| 2011 | Anastasiya Kapachinskaya | RUS | 49.35 | Amantle Montsho       | BOT | 49.56 | Allyson Felix      | USA | 49.59 |
| 2012 | Antonina Krivoschapka    | RUS | 49.16 | Sanya Richards-Ross   | USA | 49.28 |                    |     |       |
|      |                          |     |       | Yuliya Gushchina      | RUS | 49.28 |                    |     |       |
| 2013 | Amantle Montsho          | BOT | 49.33 | Christine Ohuruogu    | GBR | 49.41 | Kseniya Ryzhova    | RUS | 49.80 |
| 2014 | Francena McCorory        | USA | 49.48 | Sanya Richards-Ross   | USA | 49.66 | Courtney Okolo     | USA | 50.03 |
| 2015 | Allyson Felix            | USA | 49.26 | Shaunae Miller        | BAH | 49.67 | Francena McCorory  | USA | 49.83 |
| 2016 | Shaunae Miller           | BAH | 49.44 | Allyson Felix         | USA | 49.51 | Courtney Okolo     | USA | 49.71 |

**800 Metres**

|      |                       |     |         |                        |     |         |                        |     |         |
|------|-----------------------|-----|---------|------------------------|-----|---------|------------------------|-----|---------|
| 1965 | Hannelore Suppe       | GDR | 2:04.3  | Ilja Laman             | NED | 2:04.6  | Antje Gleichfeld       | FRG | 2:04.7  |
| 1966 | Vera Nikolić          | YUG | 2:02.8  | Zsuzsanna Szabó-Nagy   | HUN | 2:03.1  | Anne Smith             | GBR | 2:03.2  |
| 1967 | Judy Pollock          | AUS | 2:01.0  | Madeline Manning       | USA | 2:01.6  | Vera Nikolić           | YUG | 2:01.7  |
| 1968 | Vera Nikolić          | YUG | 2:00.5  | Madeline Manning       | USA | 2:00.92 | Ileana Silai           | ROU | 2:01.8  |
| 1969 | Madeline Manning      | USA | 2:01.3  | Liliane Board          | GBR | 2:01.50 | Annelise Damm-Olesen   | DEN | 2:02.6  |
|      |                       |     |         |                        |     |         | Vera Nikolić           | YUG | 2:02.6  |
| 1970 | Gunhild Hoffmeister   | GDR | 2:01.8  | Maria Sykora           | AUT | 2:01.9  | Vera Nikolić           | YUG | 2:02.2  |
|      |                       |     |         |                        |     |         | Karin Burneleit        | GDR | 2:02.2  |
| 1971 | Hildegard Falck       | FRG | 1:58.5  | Vera Nikolić           | YUG | 2:00.0  | Gunhild Hoffmeister    | GDR | 2:00.8  |
| 1972 | Hildegard Falck       | FRG | 1:58.55 | Nijolė Sabaitė         | URS | 1:58.65 | Svetla Zlateva         | BUL | 1:58.93 |
| 1973 | Svetla Zlateva        | BUL | 1:57.48 | Gunhild Hoffmeister    | GDR | 1:58.94 | Liliana Tomova         | BUL | 1:59.52 |
| 1974 | Liliana Tomova        | BUL | 1:58.11 | Mariana Suman          | ROU | 1:58.64 | Gunhild Hoffmeister    | GDR | 1:58.81 |
| 1975 | Nina Morgunova        | URS | 1:59.4  | Mariana Suman          | ROU | 1:59.7  | Marie-Francoise Dubois | FRA | 1:59.9  |
| 1976 | Tatyana Kazankin      | URS | 1:54.94 | Nikolina Shtereva      | BUL | 1:55.42 | Elfi Zinn              | GDR | 1:55.60 |
| 1977 | Ileana Silai          | ROU | 1:57.39 | Totka Petrova          | BUL | 1:57.55 | Mariana Suman          | ROU | 1:58.59 |
| 1978 | Tatyana Prividokhina  | URS | 1:55.80 | Nadezhda Mushta        | URS | 1:55.82 | Anita Weiss            | GDR | 1:56.2  |
| 1979 | Totka Petrova         | BUL | 1:56.2  | Nikolina Shtereva      | BUL | 1:56.29 | Olga Vakhrusheva       | URS | 1:57.1  |
| 1980 | Nadezhda Olizarenko   | URS | 1:53.43 | Olga Mineyeva          | URS | 1:54.81 | Tatyana Providokhina   | URS | 1:55.46 |
| 1981 | Ludmila Veselkova     | URS | 1:56.98 | Martina Steuk          | GDR | 1:57.16 | Fita Lovin             | ROU | 1:57.42 |
| 1982 | Doina Melinte         | ROU | 1:55.05 | Olga Mineyeva          | URS | 1:55.41 | Ludmila Veselkova      | URS | 1:55.96 |
| 1983 | Jarmila Kratochvílová | TCH | 1:53.28 | Yekaterina Podkopayeva | URS | 1:55.96 | Lyubov Gurina          | URS | 1:56.11 |
| 1984 | Irina Podyalovskaya   | URS | 1:55.69 | Nadezhda Olizarenko    | URS | 1:56.09 | Lyubov Gurina          | URS | 1:56.26 |
| 1985 | Ella Kovacs           | ROU | 1:55.68 | Jarmila Kratochvílová  | TCH | 1:55.91 | Ravilya Agletdinova    | URS | 1:56.24 |
| 1986 | Doina Melinte         | ROU | 1:56.2  | Sigrun Wodars          | GDR | 1:57.05 | Nadezhda Olizarenko    | URS | 1:57.15 |
| 1987 | Sigrun Wodars         | GDR | 1:55.26 | Christine Wachtel      | GDR | 1:55.32 | Lyubov Gurina          | URS | 1:55.56 |
| 1988 | Inna Yevseyeva        | URS | 1:56.0  |                        |     |         | Sigrun Wodars          | GDR | 1:56.10 |
|      | Nadezhda Olizarenko   | URS | 1:56.0  |                        |     |         |                        |     |         |
| 1989 | Ana Quirot            | CUB | 1:54.44 | Sigrun Wodars          | GDR | 1:55.70 | Doina Melinte          | ROU | 1:56.55 |
| 1990 | Sigrun Wodars         | GDR | 1:55.87 | Christine Wachtel      | GDR | 1:56.11 | Nadezhda Loboyko       | URS | 1:56.64 |
| 1991 | Svetlana Masterkova   | URS | 1:57.23 | Ana Quirot             | CUB | 1:57.34 | Liliya Nurutdinova     | URS | 1:57.50 |
| 1992 | Ellen van Langen      | NED | 1:55.54 | Liliya Nurutdinova     | EUN | 1:55.99 | Ana Quirot             | CUB | 1:56.80 |
| 1993 | Maria Mutola          | MOZ | 1:55.43 | Liu Dong               | CHN | 1:55.54 | Qu Yunxia              | CHN | 1:56.24 |
| 1994 | Maria Mutola          | MOZ | 1:55.19 | Lyubov Gurina          | RUS | 1:56.53 | Natalya Dukhnova       | BLR | 1:57.87 |
| 1995 | Maria Mutola          | MOZ | 1:55.72 | Ana Quirot             | CUB | 1:56.11 | Kelly Holmes           | GBR | 1:56.21 |
| 1996 | Svetlana Masterkova   | RUS | 1:56.04 | Ana Quirot             | CUB | 1:56.29 | Meredith Rainey        | USA | 1:57.04 |
| 1997 | Ana Quirot            | CUB | 1:54.82 | Maria Mutola           | MOZ | 1:55.29 | Yelena Afanasyeva      | RUS | 1:56.61 |
| 1998 | Maria Mutola          | MOZ | 1:56.11 | Jearl Miles-Clark      | USA | 1:56.43 | Yelena Afanasyeva      | RUS | 1:56.63 |
| 1999 | Svetlana Masterkova   | RUS | 1:55.87 | Maria Mutola           | MOZ | 1:56.04 | Jearl Miles-Clark      | USA | 1:56.40 |
| 2000 | Maria Mutola          | MOZ | 1:56.15 | Natalya Tsyanova       | RUS | 1:56.60 | Stephanie Graf         | AUT | 1:56.64 |
| 2001 | Maria Mutola          | MOZ | 1:56.85 | Stephanie Graf         | AUT | 1:57.20 | Letitia Vriesde        | SUR | 1:57.35 |
| 2002 | Jolanda Čeplak        | SLO | 1:55.19 | Zulia Calatayú         | CUB | 1:56.09 | Maria Mutola           | MOZ | 1:56.16 |
| 2003 | Maria Mutola          | MOZ | 1:55.55 | Jolanda Čeplak         | SLO | 1:57.44 | Mina Aït Hammou        | MAR | 1:57.82 |
| 2004 | Tatyana Andrianova    | RUS | 1:56.23 | Kelly Holmes           | GBR | 1:56.38 | Hasna Benhassi         | MAR | 1:56.43 |
|      |                       |     |         |                        |     |         | Jolanda Čeplak         | SLO | 1:56.43 |
| 2005 | Tatyana Andrianova    | RUS | 1:56.07 | Svetlana Cherkasova    | RUS | 1:56.93 | Larisa Chzhao          | RUS | 1:57.33 |
| 2006 | Janeth Jepkosgei      | KEN | 1:56.66 | Maria Mutola           | MOZ | 1:56.77 | Zulia Calatayú         | CUB | 1:56.91 |
| 2007 | Janeth Jepkosgei      | KEN | 1:56.04 | Hasna Benhassi         | MAR | 1:56.84 | Maria Mutola           | MOZ | 1:56.98 |
| 2008 | Pamela Jelimo         | KEN | 1:54.01 | Tatyana Andrianova     | RUS | 1:56.00 | Janeth Jepkosgei       | KEN | 1:56.07 |
| 2009 | Caster Semenya        | RSA | 1:55.45 | Maggie Vessey          | USA | 1:57.84 | Mariya Savinova        | RUS | 1:57.90 |
| 2010 | Alysia Johnson        | USA | 1:57.34 | Mariya Savinova        | RUS | 1:57.56 | Nancy Jebet Langat     | KEN | 1:57.75 |
| 2011 | Caster Semenya        | RSA | 1:56.35 | Yekaterina Kostetskaya | RUS | 1:57.19 | Janeth Jepkosgei       | KEN | 1:57.42 |

| YEAR | FIRST              |     | SECOND  |                    | THIRD |         |                   |     |         |
|------|--------------------|-----|---------|--------------------|-------|---------|-------------------|-----|---------|
| 2012 | Francine Niyonsaba | BDI | 1:56.59 | Pamela Jelimo      | KEN   | 1:56.76 | Caster Semenya    | RSA | 1:57.23 |
| 2013 | Francine Niyonsaba | BUR | 1:56.72 | Eunice Sum         | KEN   | 1:57.38 | Malika Akkaoui    | MAR | 1:57.64 |
| 2014 | Ajee' Wilson       | USA | 1:57.67 | Sahily Diago       | CUB   | 1:57.74 | Eunice Sum        | KEN | 1:57.92 |
| 2015 | Eunice Sum         | KEN | 1:56.99 | Melissa Bishop     | CAN   | 1:57.52 | Maryna Arzamasova | BLR | 1:57.54 |
| 2016 | Caster Semenya     | RSA | 1:55.28 | Francine Niyonsaba | BDI   | 1:56.24 | Margaret Wambui   | KEN | 1:56.89 |

**1500 Metres**

|      |                      |     |          |                         |     |         |                        |     |         |
|------|----------------------|-----|----------|-------------------------|-----|---------|------------------------|-----|---------|
| 1966 | Doris Brown          | USA | 4:20.2   | Rita Lincoln            | GBR | 4:30.0  | Marie Ingrová          | TCH | 4:30.6  |
| 1967 | Maria Gommers        | NED | 4:15.6   | Anne Smith              | GBR | 4:17.3  | Waltraud Pohlitz       | GDR | 4:19.4  |
| 1968 | Ludmila Bragina      | URS | 4:17.0   | Alla Kolesnikova        | URS | 4:17.2  | Raisa Diastinova       | URS | 4:19.0  |
| 1969 | Jaroslava Jehličková | TCH | 4:10.77  | Maria Gommers           | NED | 4:11.9  | Paola Pigni            | ITA | 4:12.0  |
| 1970 | Karin Burneleit      | GDR | 4:12.2   | Ilja Keizer             | NED | 4:13.0  |                        |     |         |
|      |                      |     |          | Ellen Tittel            | FRG | 4:13.0  |                        |     |         |
| 1971 | Karin Burneleit      | GDR | 4:09.6   | Tamara Pangelova        | URS | 4:10.2  | Gunhild Hoffmeister    | GDR | 4:10.3  |
| 1972 | Ludmila Bragina      | URS | 4:01.38  | Gunhild Hoffmeister     | GDR | 4:02.83 | Paola Cacchi-Pigni     | ITA | 4:02.85 |
| 1973 | Kain Krebs-Burneleit | GDR | 4:04.6   | Inger Knutsson          | SWE | 4:07.47 | Tonka Petrova          | BUL | 4:09.02 |
| 1974 | Gunhild Hoffmeister  | GDR | 4:02.25  | Liliana Tomova          | BUL | 4:04.97 | Grete Andersen         | NOR | 4:05.21 |
| 1975 | Nina Morgunova       | URS | 4:06.0   | Grete Andersen/Waitz    | NOR | 4:07.5  | Tatyana Kazankina      | URS | 4:07.9  |
| 1976 | Tatyana Kazankina    | URS | 3:56.0   | Raissa Katyukova        | URS | 3:59.8  | Ulrike Klapeczynski    | GDR | 3:59.9  |
| 1977 | Natalia Mărășescu    | ROU | 4:02.66  | Ileana Silai            | ROU | 4:04.17 | Tatyana Kazankina      | URS | 4:04.2  |
| 1978 | Giana Romanova       | URS | 3:59.01  | Natalia Mărășescu       | ROU | 3:59.77 | Totka Petrova          | BUL | 4:00.15 |
| 1979 | Totka Petrova        | BUL | 3:57.4   | Natalia Mărășescu       | ROU | 3:58.2  | Ileana Silai           | ROU | 3:58.5  |
| 1980 | Tatyana Kazankina    | URS | 3:52.47  | Lyubov Smolka           | URS | 3:56.7  | Nadezhda Olizarenko    | URS | 3:56.8  |
| 1981 | Olga Dvirna          | URS | 3:57.78  | Maricica Puică          | ROU | 3:58.29 | Zamira Zaytseva        | URS | 3:58.70 |
| 1982 | Olga Dvirna          | URS | 3:54.23  | Zamira Zaytseva         | URS | 3:56.14 | Tatyana Pozdnyakova    | URS | 3:56.50 |
| 1983 | Mary Decker          | USA | 3:57.12  | Ravilya Agletdinova     | URS | 3:59.31 | Fița Lovin             | ROU | 4:00.12 |
| 1984 | Nadezhda Ralldugina  | URS | 3:56.63  | Yekaterina Podkopyayeva | URS | 3:56.65 | Maricica Puică         | ROU | 3:57.22 |
| 1985 | Mary Slaney-Decker   | USA | 3:57.24  | Maricica Puică          | ROU | 3:57.73 | Ravilya Agletdinova    | URS | 3:58.40 |
| 1986 | Doina Melinte        | ROU | 3:56.7   | Tatyana Samolenko       | URS | 3:59.45 | Maricica Puică         | ROU | 3:59.62 |
| 1987 | Tatyana Samolenko    | URS | 3:58.56  | Hildegard Körner        | GDR | 3:58.67 | Doina Melinte          | ROU | 3:59.27 |
| 1988 | Paula Ivan           | ROU | 3:53.96  | Mary Slaney             | USA | 3:58.92 | Laimuté Baikauskaitė   | URS | 4:00.24 |
| 1989 | Paula Ivan           | ROU | 3:59.23+ | Doina Melinte           | ROU | 4:00.89 | Svetlana Kitova        | URS | 4:02.08 |
| 1990 | Doina Melinte        | ROU | 3:58.69  | Natalya Artyomova       | URS | 4:02.53 | Yvonne Mai             | GDR | 4:02.69 |
| 1991 | Natalya Artyomova    | URS | 3:59.16  | Hassiba Boulmerka       | ALG | 4:00.00 | Doina Melinte          | ROU | 4:00.83 |
| 1992 | Hassiba Boulmerka    | ALG | 3:55.30  | Ludmila Rogachova       | EUN | 3:56.91 | Qu Yunxia              | CHN | 3:57.08 |
| 1993 | Qu Yunxia            | CHN | 3:50.46  | Wang Junxia             | CHN | 3:51.92 | Zhang Linli            | CHN | 3:57.46 |
| 1994 | Sonia O'Sullivan     | IRL | 3:59.10  | Yekaterina Podkopyayeva | RUS | 3:59.78 | Qu Yunxia              | CHN | 4:00.34 |
| 1995 | Sonia O'Sullivan     | IRL | 3:58.85  | Yvonne Mai/Graham       | JAM | 4:01.84 | Hassiba Boulmerka      | ALG | 4:02.42 |
| 1996 | Svetlana Masterkova  | RUS | 3:56.77+ | Sonia O'Sullivan        | IRL | 3:59.91 | Kelly Holmes           | GBR | 4:01.13 |
| 1997 | Jiang Bo             | CHN | 3:50.98  | Lang Yinglai            | CHN | 3:51.34 | Yan Lili               | CHN | 3:53.91 |
| 1998 | Gabriela Szabo       | ROU | 3:56.97  | Svetlana Masterkova     | RUS | 3:57.11 | Jackline Maranga       | KEN | 3:57.41 |
| 1999 | Violeta Szekely      | ROU | 3:59.31  | Svetlana Masterkova     | RUS | 3:59.53 | Anita Weyermann        | SUI | 3:59.82 |
| 2000 | Suzy Favor Hamilton  | USA | 3:57.40  | Violeta Szekely         | ROU | 3:58.29 | Kutre Dulecha          | ETH | 3:59.02 |
| 2001 | Violeta Szekely      | ROU | 3:59.35  | Natalya Gorelova        | RUS | 3:59.70 | Carla Sacramento       | POR | 4:00.32 |
| 2002 | Süreyya Ayhan        | TUR | 3:57.75  | Gabriela Szabo          | ROU | 3:58.78 | Suzy Favor Hamilton    | USA | 3:59.10 |
| 2003 | Süreyya Ayhan        | TUR | 3:55.33  | Tatyana Tomashova       | RUS | 3:58.52 | Hayley Tullett         | GBR | 3:59.95 |
| 2004 | Kelly Holmes         | GBR | 3:57.90  | Tatyana Tomashova       | RUS | 3:58.12 | Elvan Abeylegesse      | TUR | 3:58.28 |
| 2005 | Maryam Jamal         | BRN | 3:56.79  | Natalya Yevdokimova     | RUS | 3:57.73 | Yuliya Chizhenko       | RUS | 3:58.68 |
| 2006 | Yuliya Chizhenko     | RUS | 3:55.68  | Maryam Jamal            | BRN | 3:56.18 | Yelena Soboleva        | RUS | 3:56.43 |
| 2007 | Maryam Jamal         | BRN | 3:58.75  | Gelete Burka            | ETH | 4:00.48 | Iryna Lishchynska      | UKR | 4:00.69 |
| 2008 | Maryam Jamal         | BRN | 3:59.84  | Nancy Jebet Lagat       | KEN | 4:00.23 | Shannon Rowbury        | USA | 4:00.33 |
| 2009 | Maryam Jamal         | BRN | 3:56.55  | Gelete Burka            | ETH | 3:58.79 | Anna Willard           | USA | 3:59.38 |
| 2010 | Maryam Jamal         | BRN | 3:58.93  | Gelete Burka            | ETH | 3:59.28 | Ibtissam Lakhoud       | MAR | 3:59.35 |
| 2011 | Morgan Uceny         | USA | 4:00.06  | Maryam Jamal            | BRN | 4:00.33 | Mariam Alaoui Selsouli | MAR | 4:00.77 |
| 2012 | Abeba Aregawi        | ETH | 3:56.54  | Genzebe Dibaba          | ETH | 3:57.77 | Viola Kibiwot          | KEN | 3:59.25 |
| 2013 | Abeba Aregawi        | SWE | 3:56.60  | Faith Kipyegon          | KEN | 3:56.98 | Genzebe Dibaba         | ETH | 3:57.54 |
| 2014 | Sifan Hassan         | ETH | 3:57.00  | Hellen Obiri            | KEN | 3:57.05 | Jenny Simpson          | USA | 3:57.22 |
| 2015 | Genzebe Dibaba       | ETH | 3:50.07  | Sifan Hassan            | NED | 3:56.05 | Shannon Rowbury        | USA | 3:56.29 |
| 2016 | Laura Muir           | GBR | 3:55.22  | Faith Kipyegon          | KEN | 3:56.41 | Sifan Hassan           | NED | 3:57.13 |

**3000 Metres** († while South Africa were suspended from IAAF)

|      |                      |     |         |                   |     |         |                   |     |         |
|------|----------------------|-----|---------|-------------------|-----|---------|-------------------|-----|---------|
| 1972 | Ludmila Bragina      | URS | 8:53.0  | Joyce Smith       | GBR | 9:05.8  | Paola Cacchi      | ITA | 9:09.2  |
| 1973 | Paola Cacchi         | ITA | 8:56.6  | Ludmila Bragina   | URS | 8:57.4  | Inger Knutsson    | SWE | 8:58.36 |
| 1974 | Ludmila Bragina      | URS | 8:52.74 | Nina Holmen       | FIN | 8:55.10 | Joyce Smith       | GBR | 8:55.53 |
| 1975 | Grete Andersen/Waitz | NOR | 8:46.6  | Inger Knutsson    | SWE | 8:51.0  |                   |     |         |
|      |                      |     |         | Raissa Katyukova  | URS | 8:51.0  |                   |     |         |
| 1976 | Ludmila Bragina      | URS | 8:27.12 | Raissa Katyukova  | URS | 8:41.77 | Grete Waitz       | NOR | 8:45.4  |
| 1977 | Grete Waitz          | NOR | 8:36.8  | Ludmila Bragina   | URS | 8:46.3  | Maricica Puică    | ROU | 8:46.4  |
| 1978 | Grete Waitz          | NOR | 8:32.1  | Svetlana Ulmasova | URS | 8:33.16 | Natalia Mărășescu | ROU | 8:33.53 |



| YEAR | FIRST                  |     | SECOND   |                     | THIRD |          |                              |             |
|------|------------------------|-----|----------|---------------------|-------|----------|------------------------------|-------------|
| 1979 | Grete Waitz            | NOR | 8:31.75  | Svetlana Ulmasova   | URS   | 8:36.32  | Lyubov Smolka                | URS 8:41.3  |
| 1980 | Yelena Sipatova        | URS | 8:33.53  | Tatyana Sychova     | URS   | 8:33.9   | Faina Krasnova               | URS 8:34.0  |
| 1981 | Maricica Puică         | ROU | 8:34.30  | Tatyana Pozdnyakova | URS   | 8:34.80  | Alla Yushina                 | URS 8:38.34 |
| 1982 | Svetlana Ulmasova      | URS | 8:26.78  | Svetlana Guskova    | URS   | 8:29.36  | Mary Decker-Tabb             | USA 8:29.71 |
| 1983 | Tatyana Kazankina      | URS | 8:32.08  | Alla Yushina        | URS   | 8:34.02  | Galina Zakharova             | URS 8:34.60 |
| 1984 | Tatyana Kazankina      | URS | 8:22.62  | Svetlana Guskova    | URS   | 8:29.59  | Tatyana Pozdnyakova          | URS 8:32.0  |
| 1985 | Mary Slaney-Decker     | USA | 8:25.83  | Maricica Puică      | ROU   | 8:27.83  | Zola Budd                    | GBR 8:28.83 |
| 1986 | Olga Bondarenko        | URS | 8:33.99  | Ingrid Kristiansen  | NOR   | 8:34.10  | Zola Budd                    | GBR 8:34.43 |
| 1987 | Ulrike Bruns           | GDR | 8:38.1   | Yelena Zhupiyova    | URS   | 8:38.5   | Tatyana Samolenko            | URS 8:38.73 |
| 1988 | Tatyana Samolenko      | URS | 8:26.53  | Paula Ivan          | ROU   | 8:27.15  | Yvonne Murray                | GBR 8:29.02 |
| 1989 | Paula Ivan             | ROU | 8:38.48  | Yvonne Murray       | GBR   | 8:38.51  | Marie-Pierre Duros           | FRA 8:38.97 |
| 1990 | Angela Chalmers        | CAN | 8:38.38  | Yvonne Murray       | GBR   | 8:39.46  | Liz McColgan                 | GBR 8:43.14 |
| 1991 | Elana Meyer            | RSA | 8:32.00† | Zola Budd/Pieterse  | RSA   | 8:35.72† | Tatyana Samolenko/Dorovskikh | URS 8:35.82 |
| 1992 | Yelena Romanova        | EUN | 8:33.72  | Yvonne Murray       | GBR   | 8:36.63  | Sonia O'Sullivan             | IRL 8:37.92 |
| 1993 | Wang Junxia            | CHN | 8:06.11  | Qu Yunxia           | CHN   | 8:12.18  | Zhang Linli                  | CHN 8:16.50 |
| 1994 | Sonia O'Sullivan       | IRL | 8:21.64  | Yvonne Murray       | GBR   | 8:29.60  | Angela Chalmers              | CAN 8:32.17 |
| 1995 | Sonia O'Sullivan       | IRL | 8:27.57  | Gabriela Szabo      | ROU   | 8:30.03  | Yvonne Grahm                 | JAM 8:37.07 |
| 1996 | Sonia O'Sullivan       | IRL | 8:35.42  | Gabriela Szabo      | ROU   | 8:36.07  | Roberta Brunet               | ITA 8:36.12 |
| 1997 | Gabriela Szabo         | ROU | 8:27.78  | Paula Radcliffe     | GBR   | 8:35.28  | Roberta Brunet               | ITA 8:35.65 |
| 1998 | Gabriela Szabo         | ROU | 8:24.31  | Zahra Ouaziz        | MAR   | 8:27.26  | Sonia O'Sullivan             | IRL 8:28.82 |
| 1999 | Gabriela Szabo         | ROU | 8:25.03  | Zahra Ouaziz        | MAR   | 8:26.48  | Paula Radcliffe              | GBR 8:27.40 |
| 2000 | Gabriela Szabo         | ROU | 8:26.35  | Sonia O'Sullivan    | IRL   | 8:27.58  | Marta Domínguez              | ESP 8:28.80 |
| 2001 | Olga Yegorova          | RUS | 8:23.26  | Gabriela Szabo      | ROU   | 8:24.19  | Yelena Zadorozhnaya          | RUS 8:25.40 |
| 2002 | Gabriela Szabo         | ROU | 8:21.42  | Paula Radcliffe     | GBR   | 8:22.20  | Edith Masai                  | KEN 8:23.23 |
| 2003 | Gabriela Szabo         | ROU | 8:33.95  | Zhor El Kamch       | MAR   | 8:34.85  | Yelena Zadorozhnaya          | RUS 8:35.50 |
| 2004 | Isabella Ochichi       | KEN | 8:31.32  | Liliya Shobukhova   | RUS   | 8:34.85  | Elvan Abeylegesse            | TUR 8:35.83 |
| 2005 | Maryam Jamal           | BRN | 8:28.87  | Edith Masai         | KEN   | 8:31.27  | Isabella Ochichi             | KEN 8:31.42 |
| 2006 | Meseret Defar          | ETH | 8:24.66  | Gelete Burka        | ETH   | 8:25.92  | Edith Masai                  | KEN 8:27.17 |
| 2007 | Meseret Defar          | ETH | 8:24.51+ | Vivian Cheruiyot    | KEN   | 8:28.66  | Priscah Cheronon             | KEN 8:29.06 |
| 2008 | Vivian Cheruiyot       | KEN | 8:33.66  | Meseret Defar       | ETH   | 8:34.53+ | Wude Ayalew                  | ETH 8:35.50 |
| 2009 | Meseret Defar          | ETH | 8:30.15  | Vivian Cheruiyot    | KEN   | 8:30.61  | Wude Ayalew                  | ETH 8:30.93 |
| 2010 | Sentayehu Ejigu        | ETH | 8:28.41  | Maryam Jamal        | BRN   | 8:29.20  | Shannon Rowbury              | USA 8:31.38 |
| 2011 | Vivian Cheruiyot       | KEN | 8:38.67+ | Sentayehu Ejigu     | ETH   | 8:45.75+ | Viola Kibiwot                | KEN 8:46.84 |
| 2012 | Mariam Alaoui Selsouli | MAR | 8:34.47  | Sally Kipyego       | KEN   | 8:35.89  | Mercy Cheronon               | KEN 8:38.51 |
| 2013 | Meseret Defar          | ETH | 8:30.29  | Mercy Cheronon      | KEN   | 8:31.23  | Sifan Hassan                 | NED 8:32.53 |
| 2014 | Hellen Obiri           | KEN | 8:20.68  | Mercy Cheronon      | KEN   | 8:21.14  | Faith Kipyegon               | KEN 8:23.55 |
| 2015 | Almaz Ayana            | ETH | 8:22.22  | Genzebe Dibaba      | ETH   | 8:26.54  | Senbere Teferi               | ETH 8:34.32 |
| 2016 | Almaz Ayana            | ETH | 8:23.11  | Hellen Obiri        | KEN   | 8:24.27  | Mercy Cheronon               | KEN 8:26.36 |

### 5000 Metres († while South Africa were suspended from IAAF)

|      |                    |     |           |                    |     |           |                    |               |
|------|--------------------|-----|-----------|--------------------|-----|-----------|--------------------|---------------|
| 1979 | Jan Merrill        | USA | 15:33.8   | Charlotte Teske    | FRG | 15:36.9   | Joan Benoit        | USA 15:43.1   |
| 1980 | Jan Merrill        | USA | 15:30.6   | Irina Bondarchuk   | URS | 15:35.0   | Julie Shea         | USA 15:41.28  |
| 1981 | Paula Fudge        | GBR | 15:14.51  | Yelena Sipatova    | URS | 15:24.6   | Ingrid Kristiansen | NOR 15:28.43  |
| 1982 | Mary Decker-Tabb   | USA | 15:08.26  | Grete Waitz        | NOR | 15:08.80  | Irina Bondarchuk   | URS 15:12.62  |
| 1983 | Zola Budd          | RSA | 15:10.65† | Anna Domoradskaya  | URS | 15:19.0   | Anne Audain        | NZL 15:27.22  |
| 1984 | Ingrid Kristiansen | NOR | 14:58.89  | Zola Budd          | RSA | 15:01.83† | Aurora Cunha       | POR 15:09.07  |
| 1985 | Zola Budd          | GBR | 14:48.07  | Natalya Artyomova  | URS | 14:54.08  | Olga Bondarenko    | URS 14:55.76  |
| 1986 | Ingrid Kristiansen | NOR | 14:37.33  | Svetlana Guskova   | URS | 15:02.12  | Olga Bondarenko    | URS 15:03.51  |
| 1987 | Liz Lynch          | GBR | 15:01.08  | Angela Tooby       | GBR | 15:13.22  | Ingrid Kristiansen | NOR 15:19.76+ |
| 1988 | Liz McColgan       | GBR | 15:03.29  | Ingrid Kristiansen | NOR | 15:10.89  | Olga Bondarenko    | URS 15:11.16  |
| 1989 | Kathrin Ullrich    | GDR | 14:59.01  | PattiSue Plumer    | USA | 15:00.00  | Lynn Williams      | CAN 15:01.30  |
| 1990 | Yelena Romanova    | URS | 15:02.23  | Lynn Jennings      | USA | 15:07.92  | PattiSue Plumer    | USA 15:07.97  |
| 1991 | Elana Meyer        | RSA | 14:49.35† | Kathrin Ullrich    | GER | 14:58.71  | Yelena Romanova    | URS 14:59.70  |
| 1992 | Elana Meyer        | RSA | 14:44.15  | Sonia O'Sullivan   | IRL | 14:59.11  | Liz McColgan       | GBR 15:01.86  |
| 1993 | Sonia O'Sullivan   | IRL | 14:45.92  | Elana Meyer        | RSA | 14:46.41  | Annette Peters     | USA 14:56.07  |
| 1994 | Yelena Romanova    | RUS | 15:05.94  | Sonia O'Sullivan   | IRL | 15:06.18  | Fernanda Ribeiro   | POR 15:06.91  |
| 1995 | Fernanda Ribeiro   | POR | 14:36.45  | Sonia O'Sullivan   | IRL | 14:41.40  | Elana Meyer        | RSA 14:44.05  |
| 1996 | Fernanda Ribeiro   | POR | 14:41.07  | Gabriela Szabo     | ROU | 14:41.12  | Roberta Brunet     | ITA 14:44.50  |
| 1997 | Jiang Bo           | CHN | 14:28.09  | Dong Yanmei        | CHN | 14:29.82  | Liu Shixiang       | CHN 14:32.33  |
| 1998 | Gabriela Szabo     | ROU | 14:31.48  | Zahra Ouaziz       | MAR | 14:32.08  | Gete Wami          | ETH 14:36.08  |
| 1999 | Gabriela Szabo     | ROU | 14:40.59  | Zahra Ouaziz       | MAR | 14:41.34  | Irina Mikitenko    | GER 14:42.03  |
| 2000 | Gete Wami          | ETH | 14:30.88  | Leah Malot         | KEN | 14:39.83  | Gabriela Szabo     | ROU 14:40.61  |
| 2001 | Olga Yegorova      | RUS | 14:29.32  | Gete Wami          | ETH | 14:31.69  | Paula Radcliffe    | GBR 14:32.44  |
| 2002 | Paula Radcliffe    | GBR | 14:31.42  | Berhane Adere      | ETH | 14:33.65  | Gabriela Szabo     | ROU 14:34.29  |
| 2003 | Berhane Adere      | ETH | 14:29.32  | Werknesh Kidane    | ETH | 14:33.04  | Tirunesh Dibaba    | ETH 14:39.94  |
| 2004 | Elvan Abeylegesse  | TUR | 14:24.68  | Paula Radcliffe    | GBR | 14:29.11  | Tirunesh Dibaba    | ETH 14:30.88  |
| 2005 | Meseret Defar      | ETH | 14:28.98  | Berhane Adere      | ETH | 14:31.09  | Tirunesh Dibaba    | ETH 14:32.42  |
| 2006 | Meseret Defar      | ETH | 14:24.53  | Tirunesh Dibaba    | ETH | 14:30.40  | Ejegayehu Dibaba   | ETH 14:33.52  |
| 2007 | Meseret Defar      | ETH | 14:16.63  | Vivian Cheruiyot   | KEN | 14:22.51  | Gelete Burka       | ETH 14:31.20  |



| YEAR | FIRST            |     | SECOND   |                  | THIRD |          |                   |              |
|------|------------------|-----|----------|------------------|-------|----------|-------------------|--------------|
| 2008 | Tirunesh Dibaba  | ETH | 14:11.15 | Meseret Defar    | ETH   | 14:12.88 | Liliya Shobukhova | RUS 14:23.75 |
| 2009 | Tirunesh Dibaba  | ETH | 14:33.65 | Meselech Melkamu | ETH   | 14:34.17 | Linet Masai       | KEN 14:34.36 |
| 2010 | Vivian Cheruiyot | KEN | 14:27.41 | Sentayehu Ejigu  | ETH   | 14:28.39 | Linet Masai       | KEN 14:31.14 |
| 2011 | Vivian Cheruiyot | KEN | 14:20.87 | Meseret Defar    | ETH   | 14:29.52 | Sally Kipyego     | KEN 14:30.42 |
| 2012 | Vivian Cheruiyot | KEN | 14:35.62 | Meseret Defar    | ETH   | 14:35.65 | Viola Kibiwot     | KEN 14:39.53 |
| 2013 | Tirunesh Dibaba  | ETH | 14:23.68 | Almaz Ayana      | ETH   | 14:25.84 | Meseret Defar     | ETH 14:26.90 |
| 2014 | Genzebe Dibaba   | ETH | 14:28.88 | Almaz Ayana      | ETH   | 14:29.19 | Viola Kibiwot     | KEN 14:33.73 |
| 2015 | Almaz Ayana      | ETH | 14:14.32 | Genzebe Dibaba   | ETH   | 14:15.41 | Faith Kipyegon    | KEN 14:31.95 |
| 2016 | Almaz Ayana      | ETH | 14:12.59 | Hellen Obiri     | KEN   | 14:25.78 | Vivian Cheruiyot  | KEN 14:26.17 |

**10,000 Metres**

|      |                          |     |          |                   |     |          |                     |              |
|------|--------------------------|-----|----------|-------------------|-----|----------|---------------------|--------------|
| 1979 | Mary Shea                | USA | 32:52.5  | Joan Benoit       | USA | 32:52.7  | Dorthe Rasmussen    | DEN 33:15.8  |
| 1980 | Kath Binns               | GBR | 32:57.17 | Julie Shea        | USA | 33:02.32 | Mary Shea           | USA 33:02.98 |
| 1981 | Yelena Sipatova          | URS | 32:17.19 | Yelena Tsukhlo    | URS | 32:20.40 | Olga Krentser       | URS 32:30.80 |
| 1982 | Mary Decker-Tabb         | USA | 31:35.3  | Anna Domoradskaya | URS | 31:48.23 | Raisa Sadreydinova  | URS 31:55.02 |
| 1983 | Raisa Sadreydinova       | URS | 31:27.58 | Ludmila Baranova  | URS | 31:35.01 | Olga Krentser       | URS 31:35.61 |
| 1984 | Olga Krentser/Bondarenko | URS | 31:13.78 | Galina Zakharova  | URS | 31:15.00 | Zhanna Tursunova    | URS 31:53.53 |
| 1985 | Ingrid Kristiansen       | NOR | 30:59.42 | Olga Bondarenko   | URS | 31:25.18 | Aurora Cunha        | POR 31:35.45 |
| 1986 | Ingrid Kristiansen       | NOR | 30:13.74 | Olga Bondarenko   | URS | 30:57.21 | Ulrike Bruns        | GDR 31:19.76 |
| 1987 | Ingrid Kristiansen       | NOR | 31:05.85 | Yelena Zhupiyova  | URS | 31:09.40 | Kathrin Ullrich     | GDR 31:11.34 |
| 1988 | Olga Bondarenko          | URS | 31:05.21 | Liz McColgan      | GBR | 31:06.99 | Yelena Zhupiyova    | URS 31:19.82 |
| 1989 | Ingrid Kristiansen       | NOR | 30:48.51 | Kathrin Ullrich   | GDR | 31:33.92 | Viorica Ghican      | ROU 31:46.43 |
| 1990 | Viorica Ghican           | ROU | 31:18.18 | Uta Pippig        | FRG | 31:40.92 | Conceição Ferreira  | POR 31:45.75 |
| 1991 | Liz McColgan             | GBR | 30:57.07 | Kathrin Ullrich   | GER | 31:03.62 | Jill Hunter         | GBR 31:07.88 |
| 1992 | Derartu Tulu             | ETH | 31:06.02 | Lisa Ondieki      | AUS | 31:11.72 | Elana Meyer         | RSA 31:11.75 |
| 1993 | Wang Junxia              | CHN | 29:31.78 | Zhong Huandi      | CHN | 30:13.37 | Zhang Lirong        | CHN 31:09.25 |
| 1994 | Wang Junxia              | CHN | 30:50.34 | Elana Meyer       | RSA | 30:52.51 | Fernanda Ribeiro    | POR 31:04.25 |
| 1995 | Fernanda Ribeiro         | POR | 31:04.99 | Derartu Tulu      | ETH | 31:08.10 | Catherina McKiernan | IRL 31:08.41 |
| 1996 | Fernanda Ribeiro         | POR | 31:01.63 | Wang Junxia       | CHN | 31:01.76 | Gete Wami           | ETH 31:06.65 |
| 1997 | Dong Yanmei              | CHN | 30:38.09 | Lan Lixin         | CHN | 30:39.41 | Yan Lili            | CHN 30:39.98 |
| 1998 | Fernanda Ribeiro         | POR | 30:48.06 | Paula Radcliffe   | GBR | 30:48.58 | Chiemi Takahashi    | JPN 31:27.57 |
| 1999 | Gete Wami                | ETH | 30:24.56 | Paula Radcliffe   | GBR | 30:27.13 | Tegla Loroupe       | KEN 30:32.03 |
| 2000 | Derartu Tulu             | ETH | 30:17.49 | Gete Wami         | ETH | 30:22.48 | Fernanda Ribeiro    | POR 30:22.88 |
| 2001 | Paula Radcliffe          | GBR | 30:55.80 | Asmae Leghzaoui   | MAR | 31:16.94 | Natalya Berkut      | UKR 31:22.76 |
| 2002 | Paula Radcliffe          | GBR | 30:01.09 | Sun Yingjie       | CHN | 30:28.26 | Sonia O'Sullivan    | IRL 30:47.59 |
| 2003 | Berhane Adere            | ETH | 30:04.18 | Werknesh Kidane   | ETH | 30:07.15 | Sun Yingjie         | CHN 30:07.20 |
| 2004 | Paula Radcliffe          | GBR | 30:17.15 | Xing Huina        | CHN | 30:24.36 | Ejegayehu Dibaba    | ETH 30:24.98 |
| 2005 | Tirunesh Dibaba          | ETH | 30:15.67 | Ejegayehu Dibaba  | ETH | 30:18.39 | Werknesh Kidane     | ETH 30:19.39 |
| 2006 | Elvan Abeylegesse        | TUR | 30:21.67 | Inga Abitova      | RUS | 30:31.42 | Susanne Wigene      | NOR 30:32.36 |
| 2007 | Mestawat Tufa            | ETH | 31:00.27 | Florence Kiplagat | KEN | 31:06.20 | Teyiba Erkesso      | ETH 31:13.67 |
| 2008 | Tirunesh Dibaba          | ETH | 29:54.66 | Shalane Flanagan  | USA | 30:22.22 | Linet Masai         | KEN 30:26.50 |
| 2009 | Meselech Melkamu         | ETH | 29:53.80 | Meseret Defar     | ETH | 29:59.20 | Florence Kiplagat   | KEN 30:11.53 |
| 2010 | Meselech Melkamu         | ETH | 31:04.52 | Pauline Korikwang | KEN | 31:06.29 | Elvan Abeylegesse   | TUR 31:10.23 |
| 2011 | Sally Kipyego            | KEN | 30:38.35 | Shalane Flanagan  | USA | 30:39.57 | Vivian Cheruiyot    | KEN 30:48.98 |
| 2012 | Tirunesh Dibaba          | ETH | 30:20.75 | Florence Kiplagat | KEN | 30:24.85 | Sally Kipyego       | KEN 30:26.37 |
| 2013 | Meseret Defar            | ETH | 30:08.06 | Tirunesh Dibaba   | ETH | 30:26.67 | Gladys Cherono      | KEN 30:29.23 |
| 2014 | Sally Kipyego            | KEN | 30:42.26 | Molly Huddle      | USA | 30:47.59 | Betsy Saina         | KEN 30:57.30 |
| 2015 | Gelete Burka             | ETH | 30:49.68 | Alemitu Haroye    | ETH | 30:50.83 | Belaynesh Oljira    | ETH 30:53.69 |
| 2016 | Almaz Ayana              | ETH | 29:17.45 | Vivian Cheruiyot  | KEN | 29:32.53 | Tirunesh Dibaba     | ETH 29:42.56 |

**Marathon**

|      |                      |     |         |                       |     |         |                      |             |
|------|----------------------|-----|---------|-----------------------|-----|---------|----------------------|-------------|
| 1970 | Caroline Walker      | USA | 3:02:53 | Sara Mae Berman       | USA | 3:05:08 | Nina Kuscsik         | USA 3:12:16 |
| 1971 | Cheryl Flanagan      | USA | 2:49:40 | Elizabeth Bonner      | USA | 2:55:22 | Nina Kuscsik         | USA 2:56:04 |
| 1972 | Cheryl Flanagan      | USA | 2:55:44 | Teri Anderson         | USA | 2:55:45 | Nina Kuscsik         | USA 2:59:33 |
| 1973 | Michiko Gorman       | USA | 2:46:37 | Teri Anderson         | USA | 2:53:40 | Nina Kuscsik         | USA 2:57:08 |
| 1974 | Jacqueline Hansen    | USA | 2:43:55 | Chantal Langlacé      | FRA | 2:46:24 | Michiko Gorman       | USA 2:47:12 |
| 1975 | Jacqueline Hansen    | USA | 2:38:19 | Christa Wahlsensieck  | FRG | 2:40:16 | Liane Winter         | FRG 2:42:24 |
| 1976 | Michiko Gorman       | USA | 2:39:11 | Christa Wahlsensieck  | FRG | 2:40:28 | Manuela Preuss       | FRG 2:43:00 |
| 1977 | Christa Wahlsensieck | FRG | 2:34:48 | Chantal Langlace      | FRA | 2:35:16 | Kim Merritt          | USA 2:37:57 |
| 1978 | Grete Waitz          | NOR | 2:32:30 | Julie Brown           | USA | 2:36:24 | Christa Wahlsensieck | FRG 2:38:33 |
| 1979 | Grete Waitz          | NOR | 2:27:33 | Joan Benoit           | USA | 2:35:15 | Gayle Olinek         | CAN 2:36:12 |
| 1980 | Grete Waitz          | NOR | 2:25:42 | Patti Catalano        | USA | 2:29:34 | Joyce Smith          | GBR 2:30:27 |
| 1981 | Allison Roe          | NZL | 2:25:29 | Patti Catalano        | USA | 2:27:51 | Lorraine Moller      | NZL 2:29:36 |
| 1982 | Joan Benoit          | USA | 2:26:11 | Grete Waitz           | NOR | 2:27:14 | Julie Brown          | USA 2:28:33 |
| 1983 | Joan Benoit          | USA | 2:22:43 | Grete Waitz           | NOR | 2:25:29 | Julie Brown          | USA 2:26:26 |
| 1984 | Ingrid Kristiansen   | NOR | 2:24:26 | Joan Benoit           | USA | 2:24:52 | Rosa Mota            | POR 2:26:01 |
| 1985 | Ingrid Kristiansen   | NOR | 2:21:06 | Joan Benoit/Samuelsen | USA | 2:21:21 | Rosa Mota            | POR 2:23:29 |
| 1986 | Grete Waitz          | NOR | 2:24:54 | Ingrid Kristiansen    | NOR | 2:24:55 | Lisa Martin          | AUS 2:26:07 |
| 1987 | Ingrid Kristiansen   | NOR | 2:22:48 | Rosa Mota             | POR | 2:25:17 | Katrin Dörre         | GDR 2:25:24 |
| 1988 | Lisa Martin          | AUS | 2:23:51 | Rosa Mota             | POR | 2:24:30 | Ingrid Kristiansen   | NOR 2:25:41 |

| YEAR | FIRST               |     | SECOND  |                     | THIRD |         |                     |             |
|------|---------------------|-----|---------|---------------------|-------|---------|---------------------|-------------|
| 1989 | Ingrid Kristiansen  | NOR | 2:24:33 | Véronique Marot     | GBR   | 2:25:56 | Wanda Panfil        | POL 2:27:05 |
| 1990 | Rosa Mota           | POR | 2:25:24 | Lisa Martin         | AUS   | 2:25:28 | Wanda Panfil        | POL 2:26:31 |
| 1991 | Wanda Panfil        | POL | 2:24:18 | Rosa Mota           | POR   | 2:26:14 | Kim Jones           | USA 2:26:40 |
| 1992 | Olga Markova        | EUN | 2:23:43 | Lisa Ondieki-Martin | AUS   | 2:24:40 | Madina Biktagirova  | EUN 2:26:23 |
| 1993 | Wang Junxia         | CHN | 2:24:07 | Qu Yunxia           | CHN   | 2:24:32 | Zhang Linli         | CHN 2:24:42 |
| 1994 | Uta Pippig          | GER | 2:21:45 | Valentina Yegorova  | RUS   | 2:23:33 | Elana Meyer         | RSA 2:25:15 |
|      |                     |     |         |                     |       |         | Katrin Dörre-Heinig | GER 2:25:15 |
| 1995 | Uta Pippig          | GER | 2:25:11 | Elana Meyer         | RSA   | 2:26:51 |                     |             |
|      |                     |     |         | Ana Isabel Alonso   | ESP   | 2:26:51 |                     |             |
| 1996 | Katrin Dörre-Heinig | GER | 2:26:04 | Fatuma Roba         | ETH   | 2:26:05 | Hiromi Suzuki       | JPN 2:26:27 |
| 1997 | Tegla Loroupe       | KEN | 2:22:07 | Catherina McKiernan | IRL   | 2:23:44 | Madina Biktagirova  | RUS 2:24:46 |
| 1998 | Tegla Loroupe       | KEN | 2:20:47 | Naoko Takahashi     | JPN   | 2:21:47 | Catherina McKiernan | IRL 2:22:23 |
| 1999 | Tegla Loroupe       | KEN | 2:20:43 | Eri Yamaguchi       | JPN   | 2:22:12 | Joyce Chepchumba    | KEN 2:23:22 |
| 2000 | Catherine Ndereba   | KEN | 2:21:33 | Naoko Takahashi     | JPN   | 2:22:19 | Lornah Kiplagat     | KEN 2:22:36 |
| 2001 | Catherine Ndereba   | KEN | 2:18:47 | Naoko Takahashi     | JPN   | 2:19:46 | Yoko Shibui         | JPN 2:23:11 |
| 2002 | Paula Radcliffe     | GBR | 2:17:18 | Catherine Ndereba   | KEN   | 2:19:26 | Wei Yanan           | CHN 2:20:23 |
| 2003 | Paula Radcliffe     | GBR | 2:15:25 | Sun Yingjie         | CHN   | 2:19:39 | Catherine Ndereba   | KEN 2:19:55 |
| 2004 | Yoko Shibui         | JPN | 2:19:41 | Margaret Okayo      | KEN   | 2:22:35 | Paula Radcliffe     | GBR 2:23:10 |
| 2005 | Paula Radcliffe     | GBR | 2:17:42 | Mizuki Noguchi      | JPN   | 2:19:12 | Sun Yingjie         | CHN 2:21:01 |
| 2006 | Deena Kastor        | USA | 2:19:36 | Zhou Chunxiu        | CHN   | 2:19:51 | Berhane Adere       | ETH 2:20:42 |
| 2007 | Zhou Chunxiu        | CHN | 2:20:38 | Mizuki Noguchi      | JPN   | 2:21:37 | Getenesh Wami       | ETH 2:21:45 |
| 2008 | Irina Mikitenko     | GER | 2:19:19 | Askale Tafa Magarsa | ETH   | 2:21:31 | Berhane Adere       | ETH 2:22:42 |
| 2009 | Irina Mikitenko     | GER | 2:22:11 | Mara Yamauchi       | GBR   | 2:23:12 | Yoko Shibui         | JPN 2:23:42 |
| 2010 | Atsede Bayisa       | ETH | 2:22:04 | Aselefech Mergia    | ETH   | 2:22:38 | Sharon Cherop       | KEN 2:22:43 |
| 2011 | Mary Keitany        | KEN | 2:19:19 | Florence Kiplagat   | KEN   | 2:19:44 | Edna Kiplagat       | KEN 2:20:46 |
| 2012 | Mary Keitany        | KEN | 2:18:37 | Tiki Gelana         | ETH   | 2:18:58 | Aselefech Mergia    | ETH 2:19:31 |
| 2013 | Rita Jeptoo         | KEN | 2:19:57 | Priscah Jeptoo      | KEN   | 2:20:15 | Jemima Jelagat      | KEN 2:20:48 |
| 2014 | Buzunesh Deba       | ETH | 2:19:59 | Tirfe Tsegaye       | ETH   | 2:20:18 | Edna Kiplagat       | KEN 2:20:21 |
| 2015 | Gladys Cheronu      | KEN | 2:19:25 | Mare Dibaba         | ETH   | 2:19:52 | Aselefech Mergia    | ETH 2:20:02 |
| 2016 | Tirfe Tsegaye       | ETH | 2:19:41 | Aberu Kebede        | ETH   | 2:20:45 | Amane Beriso        | ETH 2:20:48 |

### 3000 Metres Steeplechase

|      |                          |     |          |                    |     |          |                    |              |
|------|--------------------------|-----|----------|--------------------|-----|----------|--------------------|--------------|
| 1995 | Chris Morgan             | USA | 10:51.92 | Melissa Teemant    | USA | 10:56.90 | Teressa DiPerna    | USA 11:07.02 |
| 1996 | Courtney Pugmire         | USA | 10:23.47 | Sara Heeb          | USA | 10:25.44 | Grace Padilla      | USA 10:30.2  |
| 1997 | Melissa Teemant          | USA | 10:30.90 | Mary Fien          | AUS | 10:32.44 | Elizabeth Jackson  | USA 10:38.72 |
| 1998 | Daniela Petrescu         | ROU | 9:55.28  | Svetlana Rogova    | RUS | 9:57.62  | Luminita Gogîrlea  | ROU 10:00.50 |
| 1999 | Yelena Motalova          | RUS | 9:48.88  | Laurence Duquénoy  | FRA | 9:55.69  | Daniela Petrescu   | ROU 9:58.44  |
| 2000 | Cristina Casandra        | ROU | 9:40.20  | Yekaterina Volkova | RUS | 9:52.40  | Anzhelika Averkova | UKR 9:54.10  |
| 2001 | Justyna Bak              | POL | 9:25.31  | Melissa Rollison   | AUS | 9:30.70  | Irene Limika       | KEN 9:39.51  |
| 2002 | Alesya Turova            | BLR | 9:16.51  | Justyna Bak        | POL | 9:22.29  | Élodie Oliverès    | FRA 9:33.12  |
| 2003 | Gulnara Samitova         | RUS | 9:08.33  | Alesya Turova      | BLR | 9:20.28  | Lyubov Ivanova     | RUS 9:24.78  |
| 2004 | Gulnara Samitova         | RUS | 9:01.59  | Lyubov Ivanova     | RUS | 9:28.02  | Dorcus Inzikuru    | UGA 9:29.30  |
| 2005 | Dorcus Inzikuru          | UGA | 9:15.04  | Yekaterina Volkova | RUS | 9:20.49  | Wioletta Janowska  | POL 9:25.09  |
| 2006 | Wioletta Janowska        | POL | 9:17.15  | Dorcus Inzikuru    | UGA | 9:19.51  | Alesya Turova      | BLR 9:20.16  |
| 2007 | Yekaterina Volkova       | RUS | 9:06.57  | Tatyana Petrova    | RUS | 9:09.19  | Gulnara Galkina    | RUS 9:11.68  |
| 2008 | Gulnara Samitova-Galkina | RUS | 8:58.81  | Eunice Jepkorir    | KEN | 9:07.41  | Yekaterina Volkova | RUS 9:07.64  |
| 2009 | Yuliya Zarudneva         | RUS | 9:08.39  | Milcah Chemos      | KEN | 9:08.57  | Marta Domínguez    | ESP 9:09.39  |
| 2010 | Milcah Chemos            | KEN | 9:11.71  | Gladys Kipkemboi   | KEN | 9:13.22  | Yuliya Zaripova    | RUS 9:17.57  |
| 2011 | Habiba Ghribi            | TUN | 9:11.97  | Milcah Chemos      | KEN | 9:12.89  | Sofia Assefa       | ETH 9:15.04  |
| 2012 | Milcah Chemos            | KEN | 9:07.14  | Habiba Ghribi      | TUN | 9:08.37  | Sofia Assefa       | ETH 9:09.00  |
| 2013 | Milcah Chemos            | KEN | 9:11.65  | Lydia Chepkurui    | KEN | 9:12.55  | Sofia Assefa       | ETH 9:12.84  |
| 2014 | Hiwot Ayalew             | ETH | 9:10.64  | Sofia Assefa       | ETH | 9:11.39  | Emma Coburn        | USA 9:11.42  |
| 2015 | Habiba Ghribi            | TUN | 9:05.36  | Hyvin Jepkemoi     | KEN | 9:10.15  | Sofia Assefa       | ETH 9:12.63  |
| 2016 | Ruth Jebet               | BRN | 8:52.78  | Hyvin Jepkemoi     | KEN | 9:00.01  | Emma Coburn        | USA 9:07.63  |

### 80 Metres Hurdles

|      |                |     |       |                  |     |       |               |          |
|------|----------------|-----|-------|------------------|-----|-------|---------------|----------|
| 1965 | Irina Press    | URS | 10.3  | Pamela Kilborn   | AUS | 10.4  | Gundula Diel  | GDR 10.5 |
| 1966 | Pamela Kilborn | AUS | 10.4  | Four women       |     | 10.6  |               |          |
| 1967 | Pamela Kilborn | AUS | 10.4  | Cherrie Sherrard | USA | 10.5  | Six women     | 10.6     |
| 1968 | Maureen Caird  | AUS | 10.39 | Pam Kilborn      | AUS | 10.41 | Vera Korskova | URS 10.2 |

### 100 Metres Hurdles

|      |                    |     |      |                 |     |      |                  |          |
|------|--------------------|-----|------|-----------------|-----|------|------------------|----------|
| 1965 | Chi Cheng          | TPE | 13.3 |                 |     |      |                  |          |
|      | Valentina Bolshova | URS | 13.3 |                 |     |      |                  |          |
|      | Pamela Kilborn     | AUS | 13.3 |                 |     |      |                  |          |
| 1966 | Valentina Bolshova | URS | 13.0 | Lidia Alfeyeva  | URS | 13.4 | Lia Khitrina     | URS 13.5 |
|      |                    |     |      |                 |     |      | Nilia Kulkova    | URS 13.5 |
| 1967 | Galina Kuznetsova  | URS | 13.0 | Galina Zarubina | URS | 13.1 | Maria Bakhmatova | URS 13.4 |

| YEAR | FIRST                         |     |       | SECOND                 |     |       | THIRD                  |     |       |
|------|-------------------------------|-----|-------|------------------------|-----|-------|------------------------|-----|-------|
| 1968 | Pamela Kilborn                | AUS | 13.4  | Maureen Caird          | AUS | 13.5  |                        |     |       |
|      |                               |     |       | Christine Perera       | GBR | 13.5  |                        |     |       |
| 1969 | Karin Balzer                  | GDR | 12.9  | Barbel Podeswa         | GDR | 13.2  | Five women             |     | 13.3  |
| 1970 | Karin Balzer                  | GDR | 12.7  |                        |     |       | Chi Cheng              | TPE | 12.8  |
|      | Tereza Sukniewicz             | POL | 12.7  |                        |     |       |                        |     |       |
| 1971 | Karin Balzer                  | GDR | 12.6  | Annelie Ehrhardt       | GDR | 12.7  | Danuta Straszyńska     | POL | 12.8  |
| 1972 | Annelie Ehrhardt              | GDR | 12.59 | Valeria Bufanu         | ROU | 12.84 | Karin Balzer           | GDR | 12.90 |
| 1973 | Annelie Ehrhardt              | GDR | 12.68 | Grażyna Rabsztyń       | POL | 12.7  | Teresa Nowak           | POL | 12.8  |
| 1974 | Annelie Ehrhardt              | GDR | 12.66 | Teresa Nowak           | POL | 12.5  | Annerose Fiedler       | GDR | 12.89 |
| 1975 | Annelie Ehrhardt              | GDR | 12.80 | Grażyna Rabsztyń       | POL | 12.82 | Bożena Nowakowska      | POL | 12.91 |
| 1976 | Grażyna Rabsztyń              | POL | 12.69 | Johanna Schaller       | GDR | 12.77 | Tatyana Anisimova      | URS | 12.78 |
| 1977 | Grażyna Rabsztyń              | POL | 12.70 | Johanna Schaller/Klier | GDR | 12.81 | Lyubov Nikitenko       | URS | 12.87 |
| 1978 | Grażyna Rabsztyń              | POL | 12.48 | Johanna Klier          | GDR | 12.62 | Tatyana Anisimova      | URS | 12.67 |
| 1979 | Grażyna Rabsztyń              | POL | 12.48 | Lucyna Langer          | POL | 12.62 | Zofia Bielczyk         | POL | 12.63 |
| 1980 | Grażyna Rabsztyń              | POL | 12.36 | Vera Komisova          | URS | 12.39 | Lucyna Langer          | POL | 12.44 |
| 1981 | Tatyana Anisimova             | URS | 12.68 | Kerstin Knabe          | GDR | 12.85 | Danuta Perka           | POL | 12.93 |
| 1982 | Yordanka Donkova              | BUL | 12.44 | Lucyna Langer/Kalek    | POL | 12.45 | Kerstin Knabe          | GDR | 12.54 |
| 1983 | Bettine Jahn                  | GDR | 12.42 | Ginka Zagorcheva       | BUL | 12.49 | Kerstin Knabe          | GDR | 12.62 |
| 1984 | Lucyna Kalek                  | POL | 12.43 | Vera Akimova           | URS | 12.50 |                        |     |       |
|      |                               |     |       | Yordanka Donkova       | BUL | 12.50 |                        |     |       |
| 1985 | Ginka Zagorcheva              | BUL | 12.42 | Vera Akimova           | URS | 12.59 | Svetlana Gusarova      | URS | 12.61 |
| 1986 | Yordanka Donkova              | BUL | 12.26 | Ginka Zagorcheva       | BUL | 12.39 | Cornelia Oschkenat     | GDR | 12.50 |
| 1987 | Ginka Zagorcheva              | BUL | 12.25 | Yordanka Donkova       | BUL | 12.33 | Gloria Uibel           | GDR | 12.44 |
| 1988 | Yordanka Donkova              | BUL | 12.21 | Ginka Zagorcheva       | BUL | 12.48 |                        |     |       |
|      |                               |     |       | Gloria Uibel/Siebert   | GDR | 12.48 |                        |     |       |
|      |                               |     |       | Natalya Grigoryeva     | URS | 12.48 |                        |     |       |
| 1989 | Cornelia Oschkenat            | GDR | 12.60 | Monique Ewanjé-Épée    | FRA | 12.65 | Mihaela Pogacian       | ROU | 12.68 |
|      |                               |     |       |                        |     |       | Yelizaveta Chernyshova | URS | 12.68 |
| 1990 | Natalya Grigoryeva            | URS | 12.53 | Monique Ewanjé-Épée    | FRA | 12.56 | Ginka Zagorcheva       | BUL | 12.61 |
| 1991 | Ludmila Narozhilenko          | URS | 12.28 | Natalya Grigoryeva     | URS | 12.39 | Gail Devers            | USA | 12.48 |
| 1992 | Ludmila Narozhilenko          | EUN | 12.26 | Gail Devers            | USA | 12.55 | Natalya Grigoryeva     | EUN | 12.60 |
| 1993 | Gail Devers                   | USA | 12.46 | Marina Azyabina        | RUS | 12.47 | Zhang Yu               | CHN | 12.64 |
| 1994 | Tatyana Reshetnikova          | RUS | 12.53 |                        |     |       | Yordanka Donkova       | BUL | 12.56 |
|      | Svetla Dimitrova              | BUL | 12.53 |                        |     |       |                        |     |       |
| 1995 | Olga Shishigina               | KAZ | 12.44 | Gail Devers            | USA | 12.61 | Tatyana Reshetnikova   | RUS | 12.69 |
| 1996 | Ludmila Narozhilenko/Engquist | SWE | 12.47 | Svetla Dimitrova       | BUL | 12.57 |                        |     |       |
|      |                               |     |       | Michelle Freeman       | JAM | 12.57 |                        |     |       |
| 1997 | Ludmila Engquist              | SWE | 12.50 | Michelle Freeman       | JAM | 12.52 | Svetla Dimitrova       | BUL | 12.58 |
| 1998 | Glory Alozie                  | NGR | 12.44 | Michelle Freeman       | JAM | 12.52 | Melissa Morrison       | USA | 12.53 |
| 1999 | Gail Devers                   | USA | 12.37 | Glory Alozie           | NGR | 12.44 | Olga Shishigina        | KAZ | 12.47 |
|      |                               |     |       |                        |     |       | Ludmila Engquist       | SWE | 12.47 |
| 2000 | Gail Devers                   | USA | 12.33 | Delloreen Ennis-London | JAM | 12.52 | Glory Alozie           | NGR | 12.54 |
| 2001 | Anjanette Kirkland            | USA | 12.42 | Gail Devers            | USA | 12.53 | Delloreen Ennis-London | JAM | 12.57 |
| 2002 | Gail Devers                   | USA | 12.40 | Brigitte Foster        | JAM | 12.49 | Miesha McKelvy         | USA | 12.60 |
|      |                               |     |       |                        |     |       | Glory Alozie           | ESP | 12.60 |
| 2003 | Brigitte Foster               | JAM | 12.45 |                        |     |       | Miesha McKelvy         | USA | 12.51 |
|      | Gail Devers                   | USA | 12.45 |                        |     |       |                        |     |       |
| 2004 | Joanna Hayes                  | USA | 12.37 | Yelena Krasovska       | UKR | 12.45 | Perdita Felicien       | CAN | 12.46 |
| 2005 | Michelle Perry                | USA | 12.43 | Joanna Hayes           | USA | 12.47 | Brigitte Foster-Hylton | JAM | 12.55 |
| 2006 | Michelle Perry                | USA | 12.43 | Damu Cherry            | USA | 12.44 | Virginia Powell        | USA | 12.48 |
| 2007 | Michelle Perry                | USA | 12.44 | Virginia Powell        | USA | 12.45 | Perdita Felicien       | CAN | 12.49 |
|      |                               |     |       |                        |     |       | Susanna Kallur         | SWE | 12.49 |
| 2008 | Lolo Jones                    | USA | 12.43 | Damu Cherry            | USA | 12.47 | Brigitte Foster-Hylton | JAM | 12.49 |
| 2009 | Brigitte Foster-Hylton        | JAM | 12.46 | Lolo Jones             | USA | 12.47 | Dawn Harper            | USA | 12.48 |
| 2010 | Priscilla Lopes-Schliep       | CAN | 12.52 | Lolo Jones             | USA | 12.55 | Carolin Nytra          | GER | 12.57 |
|      |                               |     |       |                        |     |       | Sally Pearson          | AUS | 12.57 |
| 2011 | Sally Pearson                 | AUS | 12.28 | Danielle Carruthers    | USA | 12.47 |                        |     |       |
|      |                               |     |       | Dawn Harper            | USA | 12.47 |                        |     |       |
| 2012 | Sally Pearson                 | AUS | 12.35 | Dawn Harper            | USA | 12.37 | Kellie Wells           | USA | 12.48 |
| 2013 | Brianna Rollins               | USA | 12.26 | Queen Harrison         | USA | 12.43 | Nia Ali                | USA | 12.48 |
|      |                               |     |       |                        |     |       | Dawn Harper Nelson     | USA | 12.48 |
| 2014 | Dawn Harper Nelson            | USA | 12.44 | Queen Harrison         | USA | 12.46 | Tiffany Porter         | GBR | 12.51 |
| 2015 | Sharika Nelvis                | USA | 12.34 | Jasmin Stowers         | USA | 12.35 | Dawn Harper Nelson     | USA | 12.48 |
| 2016 | Keni Harrison                 | USA | 12.20 | Brianna Rollins        | USA | 12.34 | Kristi Castlin         | USA | 12.50 |

**400 Metres Hurdles** († while South Africa were suspended from IAAF)

|      |                     |     |       |                  |     |       |              |     |       |
|------|---------------------|-----|-------|------------------|-----|-------|--------------|-----|-------|
| 1974 | Krystyna Kacperczyk | POL | 56.51 | Danuta Piecyk    | POL | 56.83 | Karola Claus | FRG | 56.7  |
| 1975 | Deborah Esser       | USA | 57.3  | Patricia Collins | USA | 57.4  | Lea Alaerts  | BEL | 57.98 |
| 1976 | Tatyana Storozheva  | URS | 56.8  | Marina Sidorova  | URS | 57.1  |              |     |       |
|      |                     |     |       | Arthurene Gainer | USA | 57.24 |              |     |       |



| YEAR | FIRST                                | SECOND                          | THIRD                             |
|------|--------------------------------------|---------------------------------|-----------------------------------|
| 1977 | Karin Rossley GDR 55.63              | Tatyana Storozheva URS 55.74    | Mary Ayers USA 56.61              |
| 1978 | Tatyana Zelentsova URS 54.89         | Silvia Hollmann FRG 55.14       | Karin Rossley GDR 55.36           |
| 1979 | Marina Makeyeva URS 54.78            | Karin Rossley GDR 55.01         | Tatyana Storozheva URS 55.08      |
| 1980 | Karin Rossley GDR 54.28              | Bärbel Broschat GDR 54.55       | Ellen Neumann GDR 54.56           |
| 1981 | Ellen Neumann GDR 54.79              | Natalya Tsiruk URS 55.49        | Anna Kastetskaya URS 55.51        |
| 1982 | Ann-Louise Skoglund SWE 54.57        | Petra Pfaff GDR 54.89           | Chantal Réga FRA 54.93            |
| 1983 | Ana Kastetskaya/Ambrazienė URS 54.02 | Yekaterina Fesenko URS 54.14    | Ellen Neumann/Fiedler GDR 54.20   |
| 1984 | Margarita Ponomaryova URS 53.58      | Marina Stepanova URS 53.67      | Yekaterina Fesenko/Grun URS 54.34 |
| 1985 | Sabine Busch GDR 53.55               | Genowefa Błaszak POL 54.27      | Tatyana Pavlova URS 54.34         |
| 1986 | Marina Stepanova URS 52.94           | Sabine Busch GDR 53.60          | Myrtle Bothma RSA 53.74†          |
| 1987 | Sabine Busch GDR 53.24               | Cornelia Ullrich GDR 53.58      | Debbie Flintoff-King AUS 53.95    |
| 1988 | Debbie Flintoff-King AUS 53.17       | Tatyana Ledovskaya URS 53.18    | Ellen Fiedler GDR 53.63           |
| 1989 | Sandra Farmer-Patrick USA 53.37      | Myrtle Bothma RSA 53.82†        | Petra Krug GDR 54.35              |
| 1990 | Tatyana Ledovskaya URS 53.62         | Myrtle Bothma RSA 54.07†        | Anita Protti SUI 54.36            |
| 1991 | Tatyana Ledovskaya URS 53.11         | Sally Gunnell GBR 53.16         | Janeene Vickers USA 53.47         |
| 1992 | Sally Gunnell GBR 53.23              | Tatyana Ledovskaya EUN 53.55    | Sandra Farmer-Patrick USA 53.59   |
| 1993 | Sally Gunnell GBR 52.74              | Sandra Farmer-Patrick USA 52.79 | Margarita Ponomaryova RUS 53.48   |
| 1994 | Sally Gunnell GBR 53.33              | Kim Batten USA 53.72            | Anna Knoroz RUS 54.11             |
| 1995 | Kim Batten USA 52.61                 | Tonja Buford USA 52.62          | Marie-José Pérec FRA 53.21        |
| 1996 | Deon Hemmings JAM 52.82              | Kim Batten USA 53.08            | Tonja Buford-Bailey USA 53.22     |
| 1997 | Kim Batten USA 52.97                 |                                 | Deon Hemmings JAM 52.98           |
|      | Nezha Bidouane MAR 52.97             |                                 |                                   |
| 1998 | Kim Batten USA 52.74                 | Nezha Bidouane MAR 52.96        | Deon Hemmings JAM 53.03           |
| 1999 | Daimí Pernía CUB 52.89               | Nezha Bidouane MAR 52.90        | Deon Hemmings JAM 53.16           |
| 2000 | Irina Privalova RUS 53.02            | Sandra Glover USA 53.33         | Deon Hemmings JAM 53.45           |
| 2001 | Nezha Bidouane MAR 53.34             | Daimí Pernía CUB 53.81          | Yuliya Nosova RUS 53.84           |
| 2002 | Yuliya Nosova/Pechonkina RUS 53.10   | Jana Pittman AUS 54.14          | Tatyana Tereshchuk UKR 54.28      |
| 2003 | Yuliya Pechonkina RUS 52.34          | Jana Pittman AUS 53.22          | Sandra Glover USA 53.34           |
| 2004 | Fani Halkiá GRE 52.77                | Sheena Johnson USA 52.95        | Yuliya Pechonkina RUS 53.31       |
| 2005 | Yuliya Pechonkina RUS 52.90          | Lashinda Demus USA 53.27        | Sandra Glover USA 53.32           |
| 2006 | Lashinda Demus USA 53.02             | Yuliya Nosova RUS 53.14         | Fani Halkiá GRE 53.71             |
| 2007 | Tiffany Ross/Williams USA 53.28      | Sheena Johnson USA 53.29        | Jan Rawlinson AUS 53.31           |
| 2008 | Melaine Walker JAM 52.64             | Tiffany Williams USA 53.54      | Sheena Tosta USA 53.58            |
| 2009 | Melaine Walker JAM 52.42             | Lashinda Demus USA 52.63        | Josanne Lucas TTO 53.20           |
| 2010 | Lashinda Demus USA 52.82             | Natalya Antyukh RUS 52.92       | Kaliese Spencer JAM 53.33         |
| 2011 | Lashinda Demus USA 52.47             | Melaine Walker JAM 52.73        | Kaliese Spencer JAM 52.79         |
| 2012 | Natalya Antyukh RUS 52.70            | Lashinda Demus USA 52.77        | Zuzana Hejnová CZE 53.38          |
| 2013 | Zuzana Hejnová CZE 52.83             | Kori Carter USA 53.21           | Perri Shakes-Drayton GBR 53.67    |
| 2014 | Kaliese Spencer JAM 53.41            | Kori Carter USA 53.84           | Georganne Moline USA 54.00        |
| 2015 | Zuzana Hejnová CZE 53.50             | Shamier Little USA 53.74        | Sara Slott Petersen DEN 53.99     |
| 2016 | Dalilah Muhammad USA 52.88           | Shamier Little USA 53.51        | Sara Slott Petersen DEN 53.55     |

### High Jump († while South Africa were suspended from IAAF) (f while Russia were suspended from IAAF)

|      |                                       |                              |                             |
|------|---------------------------------------|------------------------------|-----------------------------|
| 1965 | Iolanda Balaş ROU 1.86                | Xuan Xiaomei CHN 1.81        | Wu Fushan CHN 1.80          |
| 1966 | Iolanda Balaş ROU 1.84                | Maria Faithová TCH 1.77      | Antonina Okorokova URS 1.76 |
| 1967 | Antonina Okorokova URS 1.82           | Eleanor Montgomery USA 1.78  | Klara Pushkaryeva URS 1.76  |
|      |                                       |                              | Taisia Chenchik URS 1.76    |
|      |                                       |                              | Rita Schmidt GDR 1.76       |
| 1968 | Rita Schmidt GDR 1.87                 | Antonina Okorokova URS 1.84  | Karin Schulze GDR 1.83      |
| 1969 | Rita Schmidt GDR 1.86                 | Ilona Gusenbauer AUT 1.84    |                             |
|      |                                       | Miloslava Rezková TCH 1.84   |                             |
| 1970 | Ilona Gusenbauer AUT 1.88i            | Antonina Lazareva URS 1.87   | Snežana Hrepevnik YUG 1.86  |
| 1971 | Ilona Gusenbauer AUT 1.92             | Antonina Lazareva URS 1.88   | Cornelia Popescu ROU 1.87   |
|      |                                       |                              | Valentina Chulkova URS 1.87 |
| 1972 | Yordanka Blagoeva BUL 1.94            | Ilona Gusenbauer AUT 1.93    | Ulrike Meyfarth FRG 1.92    |
| 1973 | Yordanka Blagoeva BUL 1.92            | Ilona Gusenbauer AUT 1.91    |                             |
|      |                                       | Rosemarie Witschas GDR 1.91i |                             |
| 1974 | Rosemarie Witschas GDR 1.95           | Rita Kirst GDR 1.92i         |                             |
|      |                                       | Virginia Ioan ROU 1.92       |                             |
| 1975 | Rosemarie Witschas/Ackermann GDR 1.94 | Ulrike Meyfarth FRG 1.92     | Joni Huntley USA 1.898      |
| 1976 | Rosemarie Ackermann GDR 1.96          | Cornelia Popa ROU 1.93       | Maria Mračnová TCH 1.92     |
| 1977 | Rosemarie Ackermann GDR 2.00          | Jutta Kirst GDR 1.94         | Sara Simeoni ITA 1.93       |
|      |                                       |                              | Brigitte Holzapfel FRG 1.93 |
| 1978 | Sara Simeoni ITA 2.01                 | Rosemarie Ackermann GDR 1.99 | Brigitte Holzapfel FRG 1.95 |
|      |                                       |                              | Ulrike Meyfarth FRG 1.95    |
| 1979 | Rosemarie Ackermann GDR 1.99          | Andrea Mátay HUN 1.98i       |                             |
|      |                                       | Sara Simeoni ITA 1.98        |                             |
| 1980 | Sara Simeoni ITA 1.98                 | Debbie Brill CAN 1.97        |                             |
|      |                                       | Tamara Bykova URS 1.97       |                             |



| YEAR  | FIRST              |     |       | SECOND                     |     |       | THIRD                 |     |       |  |
|---|--------------------|-----|-------|----------------------------|-----|-------|-----------------------|-----|-------|--|
| 1981  | Sara Simeoni       | ITA | 1.97i |                            |     |       | Five women            |     | 1.96  |  |
|   | Pam Spencer        | USA | 1.97  |                            |     |       |                       |     |       |  |
| 1982  | Ulrike Meyfarth    | FRG | 2.02  | Coleen Sommer              | USA | 2.00i | Debbie Brill          | CAN | 1.99i |  |
|   |                    |     |       |                            |     |       | Andrea Bienias        | GDR | 1.99i |  |
|   |                    |     |       |                            |     |       | Katalin Sterk         | HUN | 1.99i |  |
| 1983  | Tamara Bykova      | URS | 2.04  | Ulrike Meyfarth            | FRG | 2.03  | Louise Ritter         | USA | 2.01  |  |
| 1984  | Ludmila Andonova   | BUL | 2.07  | Tamara Bykova              | URS | 2.05  | Ulrike Meyfarth       | FRG | 2.02  |  |
| 1985  | Stefka Kostadinova | BUL | 2.06  | Tamara Bykova              | URS | 2.02  | Silvia Costa          | CUB | 2.01  |  |
| 1986  | Stefka Kostadinova | BUL | 2.08  | Olga Turchak               | URS | 2.01  |                       |     |       |  |
|   |                    |     |       | Desiree du Plessis         | RSA | 2.01† |                       |     |       |  |
| 1987  | Stefka Kostadinova | BUL | 2.09  | Tamara Bykova              | URS | 2.04  | Susanne Beyer         | GDR | 2.02i |  |
| 1988  | Stefka Kostadinova | BUL | 2.07  | Louise Ritter              | USA | 2.03  | Silvia Costa          | CUB | 2.02  |  |
| 1989  | Stefka Kostadinova | BUL | 2.04i |                            |     |       | Heike Balck           | GDR | 2.01  |  |
|   | Silvia Costa       | CUB | 2.04  |                            |     |       |                       |     |       |  |
| 1990  | Yelena Yelesina    | URS | 2.02  | Heike Henkel               | FRG | 2.01i | Yolanda Henry         | USA | 2.00  |  |
|   |                    |     |       |                            |     |       | Biljana Petrović      | YUG | 2.00  |  |
| 1991  | Heike Henkel       | GER | 2.07i | Stefka Kostadinova         | BUL | 2.03  | Inga Babakova         | URS | 2.02  |  |
| 1992  | Stefka Kostadinova | BUL | 2.05  | Heike Henkel               | GER | 2.04  | Inga Babakova         | EUN | 2.00  |  |
|   |                    |     |       |                            |     |       | Alina Astafei         | ROU | 2.00  |  |
| 1993  | Stefka Kostadinova | BUL | 2.05  | Heike Henkel               | GER | 2.03i | Ioamnet Quintero      | CUB | 2.01i |  |
| 1994  | Alina Astafei      | ROU | 2.02i | Five women                 |     | 2.00  |                       |     |       |  |
| 1995  | Inga Babakova      | UKR | 2.05  | Alina Astafei              | GER | 2.04i | Tatyana Motkova       | RUS | 2.03  |  |
|   |                    |     |       |                            |     |       | Stefka Kostadinova    | BUL | 2.01  |  |
| 1996  | Stefka Kostadinova | BUL | 2.05  | Niki Bakogianni            | GRE | 2.03  |                       |     |       |  |
|   |                    |     |       | Inga Babakova              | UKR | 2.03  |                       |     |       |  |
| 1997  | Stefka Kostadinova | BUL | 2.02  |                            |     |       | Hanne Haugland        | NOR | 2.01  |  |
|   | Inga Babakova      | UKR | 2.02  |                            |     |       |                       |     |       |  |
| 1998  | Venelina Veneva    | BUL | 2.03  | Monica Dinescu             | ROU | 2.02  | Yelena Gulyayeva      | RUS | 2.01  |  |
|   |                    |     |       |                            |     |       | Tisha Waller          | USA | 2.01i |  |
| 1999  | Hestrie Cloete     | RSA | 2.04  | Monica Dinescu             | ROU | 2.03i | Yelena Yelesina       | RUS | 2.01  |  |
|   |                    |     |       |                            |     |       | Inga Babakova         | UKR | 2.01  |  |
| 2000  | Monica Dinescu     | ROU | 2.02  | Four women                 |     | 2.01  |                       |     |       |  |
| 2001  | Venelina Veneva    | BUL | 2.04  | Inga Babakova              | UKR | 2.03  | Hestrie Cloete        | RSA | 2.01  |  |
| 2002  | Kajsa Bergqvist    | SWE | 2.05  | Marina Kuptsova            | RUS | 2.03i | Hestrie Cloete        | RSA | 2.02  |  |
|   |                    |     |       |                            |     |       | Venelina Veneva       | BUL | 2.02i |  |
| 2003  | Kajsa Bergqvist    | SWE | 2.06  |                            |     |       | Anna Chicherova       | RUS | 2.04i |  |
|   | Hestrie Cloete     | RSA | 2.06  |                            |     |       |                       |     |       |  |
| 2004  | Yelena Slesarenko  | RUS | 2.06  | Anna Chicherova            | RUS | 2.04i |                       |     |       |  |
|   |                    |     |       | Hestrie Cloete             | RSA | 2.04  |                       |     |       |  |
| 2005  | Kajsa Bergqvist    | SWE | 2.03  | Anna Chicherova            | RUS | 2.01i | Yelena Slesarenko     | RUS | 2.00  |  |
|   |                    |     |       |                            |     |       | Chaunté Howard        | USA | 2.00  |  |
| 2006  | Kajsa Bergqvist    | SWE | 2.08i | Blanka Vlašić              | CRO | 2.05i | Venelina Veneva       | BUL | 2.04  |  |
| 2007  | Blanka Vlašić      | CRO | 2.07  | Tia Hellebaut              | BEL | 2.05i | Antonietta Di Martino | ITA | 2.03  |  |
|   |                    |     |       |                            |     |       | Anna Chicherova       | RUS | 2.03  |  |
| 2008  | Blanka Vlašić      | CRO | 2.06  | Tia Hellebaut              | BEL | 2.05  | Anna Chicherova       | RUS | 2.04  |  |
| 2009  | Blanka Vlašić      | CRO | 2.08  | Ariane Friedrich           | GER | 2.06  | Anna Chicherova       | RUS | 2.02  |  |
|   |                    |     |       |                            |     |       | Irina Gordeyeva       | RUS | 2.02  |  |
| 2010  | Blanka Vlašić      | CRO | 2.06i | Chaunté Howard/Lowe        | USA | 2.05  | Ariane Friedrich      | GER | 2.02  |  |
| 2011  | Anna Chicherova    | RUS | 2.07  | Antonietta Di Martino      | ITA | 2.04i | Blanka Vlašić         | CRO | 2.03  |  |
| 2012  | Anna Chicherova    | RUS | 2.06i | Irina Gordeyeva            | RUS | 2.04  | Brigetta Barrett      | USA | 2.03  |  |
|   |                    |     |       |                            |     |       | Svetlana Shkolina     | RUS | 2.03  |  |
| 2013  | Brigetta Barrett   | USA | 2.04  | Svetlana Shkolina          | RUS | 2.03  | Anna Chicherova       | RUS | 2.02  |  |
| 2014  | Mariya Kuchina     | RUS | 2.01i |                            |     |       |                       |     |       |  |
|   | Anna Chicherova    | RUS | 2.01  |                            |     |       |                       |     |       |  |
|   | Ruth Beitia        | RUS | 2.01  |                            |     |       |                       |     |       |  |
| 2015  | Anna Chicherova    | RUS | 2.03  | Kamila Lićwinko            | POL | 2.02i | Mariya Kuchina        | RUS | 2.01  |  |
|   |                    |     |       |                            |     |       | Blanka Vlašić         | CRO | 2.01  |  |
| 2016  | Chaunté Lowe       | USA | 2.01  | Marie-Laurence Jungfleisch | GER | 2.01  |                       |     |       |  |
|   |                    |     |       | Mariya Kuchina             | RUS | 2.01f |                       |     |       |  |
| <b>Pole Vault</b> (f while Russia were suspended from IAAF) |                    |     |       |                            |     |       |                       |     |       |  |
| 1988  | Zhang Chunzhen     | CHN | 3.75  | Shao Jingwen               | CHN | 3.73  | Zhou Ling             | CHN | 3.65  |  |
| 1989  | Zhang Chunzhen     | CHN | 3.80  | Zhou Minxin                | CHN | 3.76  | Wu Weili              | CHN | 3.70  |  |
|   |                    |     |       |                            |     |       | Shao Jingwen          | CHN | 3.70  |  |
|   |                    |     |       |                            |     |       | Cai Weiyan            | CHN | 3.70  |  |
| 1990  | Zhang Chunzhen     | CHN | 3.81  | Wu Weili                   | CHN | 3.80  | Shao Jingwen          | CHN | 3.75  |  |
| 1991  | Zhang Chunzhen     | CHN | 4.05  | Nicole Rieger              | GER | 3.90  |                       |     |       |  |
|   |                    |     |       | Shao Jingwen               | CHN | 3.90  |                       |     |       |  |
| 1992  | Sun Caiyun         | CHN | 4.05  | Cai Weiyan                 | CHN | 4.00  | Nicole Rieger         | GER | 3.92  |  |

| YEAR | FIRST                |     |       | SECOND              |     |       | THIRD                  |     |       |
|------|----------------------|-----|-------|---------------------|-----|-------|------------------------|-----|-------|
| 1993 | Sun Caiyun           | CHN | 4.11  | Shao Jingwen        | CHN | 3.95i | Tanja Cors             | GER | 3.93  |
| 1994 | Sun Caiyun           | CHN | 4.12  | Nicole Rieger       | GER | 4.08i | Marina Andreyeva       | RUS | 4.01  |
|      |                      |     |       |                     |     |       | Cai Weiyan             | CHN | 4.01  |
| 1995 | Emma George          | AUS | 4.28  | Sun Caiyun          | CHN | 4.23  | Daniela Bártová        | CZE | 4.22  |
| 1996 | Emma George          | AUS | 4.45  | Cai Weiyan          | CHN | 4.33  | Sun Caiyun             | CHN | 4.28i |
| 1997 | Emma George          | AUS | 4.55  | Stacy Dragila       | USA | 4.45  | Anzhela Balakhonova    | UKR | 4.36  |
| 1998 | Emma George          | AUS | 4.59  | Daniela Bártová     | CZE | 4.51  | Stacy Dragila          | USA | 4.48i |
| 1999 | Emma George          | AUS | 4.60  |                     |     |       | Nicole Humbert         | GER | 4.56i |
|      | Stacy Dragila        | USA | 4.60  |                     |     |       |                        |     |       |
| 2000 | Stacy Dragila        | USA | 4.70  | Anzhela Balakhonova | UKR | 4.56  | Tatiana Grigorieva     | AUS | 4.55  |
| 2001 | Stacy Dragila        | USA | 4.81  | Svetlana Feofanova  | RUS | 4.75  | Mary Sauer             | USA | 4.61  |
|      |                      |     |       |                     |     |       | Monika Pyrek           | POL | 4.61  |
| 2002 | Svetlana Feofanova   | RUS | 4.78  | Annika Becker       | GER | 4.77  | Stacy Dragila          | USA | 4.72  |
| 2003 | Yelena Isinbaeva     | RUS | 4.82  | Svetlana Feofanova  | RUS | 4.80i | Stacy Dragila          | USA | 4.78i |
| 2004 | Yelena Isinbaeva     | RUS | 4.92  | Svetlana Feofanova  | RUS | 4.88  | Stacy Dragila          | USA | 4.83  |
| 2005 | Yelena Isinbaeva     | RUS | 5.01  | Anna Rogowska       | POL | 4.83  | Svetlana Feofanova     | RUS | 4.70i |
|      |                      |     |       |                     |     |       | Monika Pyrek           | POL | 4.70  |
| 2006 | Yelena Isinbaeva     | RUS | 4.91  | Anna Rogowska       | POL | 4.80i | Monika Pyrek           | POL | 4.76i |
| 2007 | Yelena Isinbaeva     | RUS | 4.93i | Jenn Stuczynski     | USA | 4.88  | Monika Pyrek           | POL | 4.82  |
|      |                      |     |       |                     |     |       | Svetlana Feofanova     | RUS | 4.82  |
| 2008 | Yelena Isinbaeva     | RUS | 5.05  | Jenn Stuczynski     | USA | 4.92  | Fabiana Murer          | BRA | 4.80  |
| 2009 | Yelena Isinbaeva     | RUS | 5.06  | Jenn Stuczynski     | USA | 4.83i | Fabiana Murer          | BRA | 4.82  |
| 2010 | Jenn Stuczynski/Suhr | USA | 4.89  | Yelena Isinbaeva    | RUS | 4.85i | Svetlana Feofanova     | RUS | 4.75  |
|      |                      |     |       | Fabiana Murer       | BRA | 4.85  |                        |     |       |
| 2011 | Jenn Suhr            | USA | 4.91  | Yelena Isinbaeva    | RUS | 4.85i |                        |     |       |
|      |                      |     |       | Anna Rogowska       | POL | 4.85i |                        |     |       |
|      |                      |     |       | Fabiana Murer       | BRA | 4.85  |                        |     |       |
| 2012 | Yelena Isinbaeva     | RUS | 5.01i | Jenn Suhr           | USA | 4.88i | Holly Bleasdale        | GBR | 4.87i |
| 2013 | Jenn Suhr            | USA | 5.02i | Yarisley Silva      | CUB | 4.90  | Yelena Isinbaeva       | RUS | 4.89  |
| 2014 | Fabiana Murer        | BRA | 4.80  | Anna Rogowska       | POL | 4.76i | Holly Bleasdale        | GBR | 4.73i |
|      |                      |     |       |                     |     |       | Jenn Suhr              | USA | 4.73i |
| 2015 | Yarisley Silva       | CUB | 4.91  | Fabiana Murer       | BRA | 4.85  | Nikoléta Kiriakopoúlou | GRE | 4.83  |
| 2016 | Jenn Suhr            | USA | 5.03i | Sandi Morris        | USA | 5.00  | Ekateríni Stefanídi    | GRE | 4.90i |
|      |                      |     |       |                     |     |       | Demi Payne             | USA | 4.90i |
|      |                      |     |       |                     |     |       | Yelena Isinbaeva       | RUS | 4.90f |

### Long Jump

|      |                       |     |      |                         |     |      |                         |     |      |
|------|-----------------------|-----|------|-------------------------|-----|------|-------------------------|-----|------|
| 1965 | Tatyana Shchelkanova  | URS | 6.71 | Irena Kirszenstein      | POL | 6.54 | Viorica Viscopoleanu    | ROU | 6.52 |
| 1966 | Tatyana Shchelkanova  | URS | 6.73 | Viorica Viscopoleanu    | ROU | 6.59 | Irena Kirszenstein      | POL | 6.55 |
| 1967 | Ingrid Becker         | FRG | 6.63 | Irena Kirszenstein      | POL | 6.62 | Viorica Viscopoleanu    | ROU | 6.56 |
|      |                       |     |      |                         |     |      | Tatyana Talisheva       | URS | 6.56 |
| 1968 | Viorica Viscopoleanu  | ROU | 6.82 | Sheila Sherwood         | GBR | 6.68 | Tatyana Talisheva       | URS | 6.66 |
| 1969 | Heide Rosendahl       | FRG | 6.64 |                         |     |      | Irena Szewińska         | POL | 6.56 |
|      | Sieglinde Ammann      | SUI | 6.64 |                         |     |      |                         |     |      |
| 1970 | Heide Rosendahl       | FRG | 6.84 | Sheila Sherwood         | GBR | 6.73 |                         |     |      |
|      |                       |     |      | Ingrid Mickler-Becker   | FRG | 6.73 |                         |     |      |
| 1971 | Margrit Herbst        | GDR | 6.81 | Ingrid Mickler          | FRG | 6.76 | Meta Antenen            | SUI | 6.73 |
| 1972 | Heide Rosendahl       | FRG | 6.78 | Diana Yorgova           | BUL | 6.77 | Margrit Olfert          | GDR | 6.72 |
| 1973 | Angela Schmalfeld     | GDR | 6.76 | Margrit Olfert          | GDR | 6.63 | Margarite Treinite      | URS | 6.62 |
| 1974 | Angela Schmalfeld     | GDR | 6.77 |                         |     |      | Eva Suranová            | TCH | 6.67 |
|      | Marianne Voelzke      | GDR |      |                         |     |      |                         |     |      |
| 1975 | Lidiya Alfeyeva       | URS | 6.78 | Ildikó Szabó            | HUN | 6.66 | Isabella Lusti          | SUI | 6.65 |
| 1976 | Siegrun Siegl         | GDR | 6.99 | Angela Schmalfeld/Voigt | GDR | 6.92 | Lidiya Alfeyeva         | URS | 6.79 |
| 1977 | Vilma Bardauskienė    | URS | 6.82 |                         |     |      | Brigitte Künzel         | GDR | 6.76 |
|      |                       |     |      |                         |     |      | Heidemarie Wycisk       | GDR | 6.76 |
|      |                       |     |      |                         |     |      | Ildikó Erdélyi/Szabó    | HUN | 6.76 |
| 1978 | Vilma Bardauskienė    | URS | 7.09 | Jodi Anderson           | USA | 6.90 | Siegrun Siegl           | GDR | 6.79 |
|      |                       |     |      |                         |     |      | Angela Voigt            | GDR | 6.79 |
| 1979 | Brigitte Wujak        | GDR | 6.90 | Anita Stukane           | URS | 6.80 | Yekaterina Smirnova     | URS | 6.78 |
| 1980 | Tatyana Kolpakova     | URS | 7.06 | Brigitte Wujak          | GDR | 7.04 | Tatyana Skachko         | URS | 7.01 |
| 1981 | Jodi Anderson         | USA | 6.96 | Anișoara Cușmir         | ROU | 6.91 |                         |     |      |
|      |                       |     |      | Heike Daute             | GDR | 6.91 |                         |     |      |
| 1982 | Valy Ionescu          | ROU | 7.20 | Anișoara Cușmir         | ROU | 7.15 | Heike Daute             | GDR | 6.98 |
| 1983 | Anișoara Cușmir       | ROU | 7.43 | Heike Daute             | GDR | 7.14 | Svetlana Zorina         | URS | 7.04 |
|      |                       |     |      |                         |     |      | Tatyana Proskuryakova   | URS | 7.04 |
| 1984 | Heike Daute           | GDR | 7.40 | Galina Chistyakova      | URS | 7.29 | Anișoara Cușmir/Stanciu | ROU | 7.27 |
| 1985 | Heike Daute/Drechsler | GDR | 7.44 | Yelena Kokonova         | URS | 7.31 | Galina Chistyakova      | URS | 7.28 |
| 1986 | Heike Drechsler       | GDR | 7.45 | Galina Chistyakova      | URS | 7.34 | Yelena Belevskaya       | URS | 7.31 |
| 1987 | Jackie Joyner-Kersee  | USA | 7.45 | Heike Drechsler         | GDR | 7.40 | Yelena Belevskaya       | URS | 7.39 |

| YEAR | FIRST                |     |       | SECOND                    |     |       | THIRD                     |     |       |
|------|----------------------|-----|-------|---------------------------|-----|-------|---------------------------|-----|-------|
| 1988 | Galina Chistyakova   | URS | 7.52  | Heike Drechsler           | GDR | 7.48  | Jackie Joyner-Kersee      | USA | 7.40  |
| 1989 | Galina Chistyakova   | URS | 7.30i | Larisa Berezhnaya         | URS | 7.20i | Helga Radtke              | GDR | 7.15  |
| 1990 | Galina Chistyakova   | URS | 7.35  | Heike Drechsler           | GDR | 7.30  | Jackie Joyner-Kersee      | USA | 7.12  |
| 1991 | Heike Drechsler      | GER | 7.37  | Jackie Joyner-Kersee      | USA | 7.32  | Larisa Berezhnaya         | URS | 7.24  |
| 1992 | Heike Drechsler      | GER | 7.48  | Inessa Kravets            | EUN | 7.37  | Jackie Joyner-Kersee      | USA | 7.17  |
| 1993 | Heike Drechsler      | GER | 7.21  | Jackie Joyner-Kersee      | USA | 7.08  | Ludmila Ninowa            | AUT | 7.06  |
| 1994 | Jackie Joyner-Kersee | USA | 7.49  | Heike Drechsler           | GER | 7.29  | Irina Mushailova          | RUS | 7.20  |
| 1995 | Heike Drechsler      | GER | 7.07  | Inessa Kravets            | UKR | 6.97  | Fiona May                 | ITA | 6.96  |
| 1996 | Jackie Joyner-Kersee | USA | 7.20  | Chioma Ajunwa             | NGR | 7.12  | Inessa Kravets            | UKR | 7.05  |
| 1997 | Ludmila Galkina      | RUS | 7.05  | Niki Xanthou              | GRE | 7.03  | Chioma Ajunwa             | NGR | 7.01  |
| 1998 | Marion Jones         | USA | 7.31  | Heike Drechsler           | GER | 7.16  | Fiona May                 | ITA | 7.11  |
| 1999 | Maurren Maggi        | BRA | 7.26  | Niurka Montalvo           | ESP | 7.06  | Fiona May                 | ITA | 7.04  |
| 2000 | Fiona May            | ITA | 7.09  | Tatyana Kotova            | RUS | 7.04  | Marion Jones              | USA | 7.02  |
| 2001 | Tatyana Kotova       | RUS | 7.12  | Dawn Burrell              | USA | 7.03i | Lyudmila Galkina          | RUS | 7.00i |
| 2002 | Tatyana Kotova       | RUS | 7.42  | Tatyana Ter-Mesrobyan     | RUS | 7.06  | Maurren Maggi             | BRA | 7.02  |
| 2003 | Maurren Maggi        | BRA | 7.06  | Eunice Barber             | FRA | 7.05  | Tatyana Kotova            | RUS | 6.94  |
| 2004 | Tatyana Lebedeva     | RUS | 7.33  | Irina Simagina            | RUS | 7.27  | Elva Goulbourne           | JAM | 7.16  |
| 2005 | Irina Simagina       | RUS | 7.04  | Tatyana Kotova            | RUS | 6.96  | Concepción Montaner       | ESP | 6.92  |
| 2006 | Ludmila Kolchanova   | RUS | 7.11  | Oksana Udmurtova          | RUS | 7.02  | Bronwyn Thompson          | AUS | 6.97  |
| 2007 | Ludmila Kolchanova   | RUS | 7.21  | Tatyana Lebedeva          | RUS | 7.15  | Irina Simagina            | RUS | 7.11  |
| 2008 | Naide Gomes          | POR | 7.12  | Ludmila Kolchanova        | RUS | 7.04  |                           |     |       |
|      |                      |     |       | Maurren Maggi             | BRA | 7.04  |                           |     |       |
| 2009 | Brittney Reese       | USA | 7.10  | Naide Gomes               | POR | 6.99  | Tatyana Lebedeva          | RUS | 6.97  |
| 2010 | Olga Kucherenko      | RUS | 7.13  | Darya Klishina            | RUS | 7.03  | Ludmila Kolchanova        | RUS | 7.01  |
| 2011 | Brittney Reese       | USA | 7.19  | Darya Klishina            | RUS | 7.05  | Olga Zaytseva             | RUS | 7.01  |
| 2012 | Brittney Reese       | USA | 7.23i | Anna Nazarova             | RUS | 7.11  | Chelsea Hayes             | USA | 7.10  |
| 2013 | Brittney Reese       | USA | 7.25  | Sosthene Taroum Moguenara | GER | 7.04  | Oksana Zhukovskaya        | RUS | 7.02  |
| 2014 | Tianna Bartoletta    | USA | 7.02  | Svetlana Biryukova        | RUS | 6.98i | Tori Bowie                | USA | 6.95i |
| 2015 | Tianna Bartoletta    | USA | 7.14  | Shara Proctor             | GBR | 7.07  | Ivana Španović            | SRB | 7.02  |
| 2016 | Brittney Reese       | USA | 7.31  | Tianna Bartoletta         | USA | 7.17  | Sosthene Taroum Moguenara | GER | 7.16  |

**Triple Jump**

|      |                    |     |        |                    |     |        |                    |     |        |
|------|--------------------|-----|--------|--------------------|-----|--------|--------------------|-----|--------|
| 1986 | Esmeralda García   | BRA | 13.68  | Terri Turner       | USA | 13.66  | Galina Chistyakova | RUS | 13.58i |
| 1987 | Li Huirong         | CHN | 14.04  | Galina Chistyakova | RUS | 13.98i | Valy Ionescu       | ROU | 13.93i |
| 1988 | Li Huirong         | CHN | 14.16  | Wendy Brown        | USA | 13.82  | Sheila Hudson      | USA | 13.79  |
| 1989 | Galina Chistyakova | URS | 14.52  | Inna Lasovskaya    | RUS | 14.40i | Li Huirong         | CHN | 14.34  |
| 1990 | Li Huirong         | CHN | 14.54  | Sofia Bozhanova    | BUL | 14.06  | Sheila Hudson      | USA | 14.04  |
| 1991 | Inessa Kravets     | URS | 14.95  | Li Huirong         | CHN | 14.42  | Yelena Semiraz     | URS | 14.35  |
| 1992 | Galina Chistyakova | EUN | 14.62  | Li Huirong         | CHN | 14.55  | Inessa Kravets     | EUN | 14.41  |
| 1993 | Anna Biryukova     | RUS | 15.09  | Yolanda Chen       | RUS | 14.97  | Irina Mushailova   | RUS | 14.79  |
| 1994 | Sofia Bozhanova    | BUL | 14.98  | Inna Lasovskaya    | RUS | 14.94  | Inessa Kravets     | UKR | 14.91  |
| 1995 | Inessa Kravets     | UKR | 15.50  | Iva Prandzheva     | BUL | 15.18  | Anna Biryukova     | RUS | 15.08  |
| 1996 | Inessa Kravets     | UKR | 15.33  | Inna Lasovskaya    | RUS | 15.08  | Šárka Kašpárková   | CZE | 14.98  |
| 1997 | Šárka Kašpárková   | CZE | 15.20  | Rodica Mateescu    | ROU | 15.16  | Ashia Hansen       | GBR | 15.15  |
| 1998 | Ashia Hansen       | GBR | 15.16i | Iva Prandzheva     | BUL | 15.12  | Rodica Mateescu    | ROU | 15.01  |
| 1999 | Paraskevi Tsiamita | GRE | 15.07  | Ashia Hansen       | GBR | 15.02i | Iva Prandzheva     | BUL | 14.94i |
| 2000 | Tatyana Lebedeva   | RUS | 15.32  | Tereza Marinova    | BUL | 15.20  | Iva Prandzheva     | BUL | 15.04  |
| 2001 | Tatyana Lebedeva   | RUS | 15.25  | Tereza Marinova    | BUL | 14.91i | Yelena Lebedenko   | RUS | 14.83i |
| 2002 | Françoise Mbango   | CMR | 14.95  | Ashia Hansen       | GBR | 14.86  | Yelena Oleynikova  | RUS | 14.83  |
| 2003 | Yamilé Aldama      | CUB | 15.29  | Tatyana Lebedeva   | RUS | 15.18  | Françoise Mbango   | CMR | 15.05  |
| 2004 | Tatyana Lebedeva   | RUS | 15.36i | Hrysopíyi Devetzi  | GRE | 15.32  | Françoise Mbango   | CMR | 15.30  |
| 2005 | Tatyana Lebedeva   | RUS | 15.11  |                    |     |        | Baya Rahouli       | ALG | 14.98  |
|      | Trecia Smith       | JAM | 15.11  |                    |     |        |                    |     |        |
| 2006 | Tatyana Lebedeva   | RUS | 15.23  | Trecia Smith       | JAM | 15.05  |                    |     |        |
|      |                    |     |        | Hrysopíyi Devetzi  | GRE | 15.05  |                    |     |        |
| 2007 | Yargeris Savigne   | CUB | 15.28  | Tatyana Lebedeva   | RUS | 15.14  | Marija Šestak      | SLO | 14.92  |
| 2008 | Françoise Mbango   | CMR | 15.39  | Tatyana Lebedeva   | RUS | 15.32  | Yargeris Savigne   | CUB | 15.20  |
| 2009 | Nadezhda Alekhina  | RUS | 15.14  | Yargeris Savigne   | CUB | 15.00  | Tatyana Lebedeva   | RUS | 14.72  |
| 2010 | Olga Rypakova      | KAZ | 15.25  | Yargeris Savigne   | CUB | 15.09  | Olga Saladukha     | UKR | 14.81  |
| 2011 | Yargeris Savigne   | CUB | 14.99  | Caterine Ibargüen  | COL | 14.99  | Olga Saladukha     | UKR | 14.98  |
| 2012 | Olga Saladukha     | UKR | 14.99  | Olga Rypakova      | KAZ | 14.98  | Caterine Ibargüen  | COL | 14.95  |
| 2013 | Olga Saladukha     | UKR | 14.88i | Caterine Ibargüen  | COL | 14.85  | Yekaterina Koneva  | RUS | 14.82  |
| 2014 | Caterine Ibargüen  | COL | 15.31  | Yekaterina Koneva  | RUS | 14.89  | Olga Saladukha     | UKR | 14.73  |
| 2015 | Yekaterina Koneva  | RUS | 15.04  | Caterine Ibargüen  | COL | 14.90  | Hanna Minenko      | ISR | 14.78  |
| 2016 | Caterine Ibargüen  | COL | 15.17  | Yulimar Rojas      | VEN | 15.02  | Olga Rypakova      | KAZ | 14.74  |

**Shot Put**

|      |              |     |       |                 |     |       |                   |     |       |
|------|--------------|-----|-------|-----------------|-----|-------|-------------------|-----|-------|
| 1965 | Tamara Press | URS | 18.59 | Renate Garisch  | GER | 17.58 | Nadezhda Chizhova | URS | 17.56 |
| 1966 | Tamara Press | URS | 18.01 | Margitta Gummel | GDR | 17.45 | Nadezhda Chizhova | URS | 17.33 |

| YEAR | FIRST                |     |        | SECOND                     |     |        | THIRD                  |     |        |
|------|----------------------|-----|--------|----------------------------|-----|--------|------------------------|-----|--------|
| 1967 | Nadezhda Chizhova    | URS | 18.34  | Margitta Gummel            | GDR | 17.69  | Marita Lange           | GDR | 17.35  |
| 1968 | Margitta Gummel      | GDR | 19.61  | Marita Lange               | GDR | 18.78  | Nadezhda Chizhova      | URS | 18.67  |
| 1969 | Nadezhda Chizhova    | URS | 20.43  | Margitta Gummel            | GDR | 20.10  | Marita Lange           | GDR | 18.56  |
| 1970 | Nadezhda Chizhova    | URS | 19.69  | Antonina Ivanova           | URS | 18.94  | Margitta Gummel        | GDR | 18.74  |
| 1971 | Nadezhda Chizhova    | URS | 20.43  | Margitta Gummel            | GDR | 20.03  | Antonina Ivanova       | URS | 19.39  |
| 1972 | Nadezhda Chizhova    | URS | 21.03  | Margitta Gummel            | GDR | 20.22  | Ivanka Khristova       | BUL | 19.55  |
| 1973 | Nadezhda Chizhova    | URS | 21.45  | Helena Fibingerová         | TCH | 20.80  | Ivanka Khristova       | BUL | 19.73  |
| 1974 | Helena Fibingerová   | TCH | 21.57  | Nadezhda Chizhova          | URS | 21.22  | Marianne Adam          | GDR | 20.61  |
| 1975 | Marianne Adam        | GDR | 21.60  | Helena Fibingerová         | TCH | 21.43  | Ivanka Khristova       | BUL | 21.09  |
| 1976 | Helena Fibingerová   | TCH | 21.99  | Ivanka Khristova           | BUL | 21.89  | Marianne Adam          | GDR | 21.67  |
| 1977 | Helena Fibingerová   | TCH | 22.50i | Ilona Slupianek            | GDR | 21.79  | Eva Wilms              | FRG | 21.43  |
| 1978 | Ilona Slupianek      | GDR | 22.06  | Helena Fibingerová         | TCH | 21.87  | Margitta Droese        | GDR | 21.58  |
|      |                      |     |        |                            |     |        | Marianne Adam          | GDR | 21.58  |
| 1979 | Ilona Slupianek      | GDR | 22.04  | Marianne Adam              | GDR | 21.86  | Margitta Pufe          | GDR | 21.45  |
| 1980 | Ilona Slupianek      | GDR | 22.45  | Helena Fibingerová         | TCH | 21.53  | Svetlana Krachevskaya  | URS | 21.42  |
| 1981 | Ilona Slupianek      | GDR | 21.61  | Helena Fibingerová         | TCH | 21.57  | Ines Müller            | GDR | 21.14  |
| 1982 | Ilona Slupianek      | GDR | 21.80  | Verzhinia Veselinova       | BUL | 21.61  | Helena Fibingerová     | TCH | 21.55  |
| 1983 | Ilona Slupianek      | GDR | 22.40  | Helena Fibingerová         | TCH | 21.46  | Zdeňka Šilhavá         | TCH | 21.05  |
| 1984 | Natalya Lisovskaya   | URS | 22.53  | Ilona Slupianek/Briesenick | GDR | 21.85  | Helena Fibingerová     | TCH | 21.60  |
| 1985 | Natalya Lisovskaya   | URS | 21.73  | Helena Fibingerová         | TCH | 21.47i | Natalya Akhremenko     | URS | 21.08  |
| 1986 | Natalya Lisovskaya   | URS | 21.70  | Claudia Losch              | FRG | 21.46i | Ines Müller            | GDR | 21.45  |
| 1987 | Natalya Lisovskaya   | URS | 22.63  | Claudia Losch              | FRG | 22.19  | Natalya Akhremenko     | URS | 21.34  |
| 1988 | Natalya Lisovskaya   | URS | 22.55  | Li Meisu                   | CHN | 21.76  | Natalya Akhremenko     | URS | 21.73  |
| 1989 | Heike Hartwig        | GDR | 20.78  | Huang Zhihong              | CHN | 20.73  | Astrid Kumbernuss      | GDR | 20.54  |
| 1990 | Sui Xinmei           | CHN | 21.66  | Huang Zhihong              | CHN | 21.52  | Astrid Kumbernuss      | GDR | 20.77  |
| 1991 | Natalya Lisovskaya   | URS | 21.12  | Huang Zhihong              | CHN | 20.85  | Sui Xinmei             | CHN | 20.54i |
| 1992 | Svetlana Krivelyova  | EUN | 21.06  | Belsis Laza                | CUB | 20.96  | Natalya Lisovskaya     | RUS | 20.70i |
| 1993 | Svetlana Krivelyova  | RUS | 20.84  | Huang Zhihong              | CHN | 20.57  | Sui Xinmei             | CHN | 20.32  |
| 1994 | Valentina Fedyushina | UKR | 20.79i | Sui Xinmei                 | CHN | 20.74  | Zhang Lihong           | CHN | 20.54  |
| 1995 | Astrid Kumbernuss    | GER | 21.22  | Kathrin Neimke             | GER | 20.53  | Huang Zhihong          | CHN | 20.07  |
| 1996 | Astrid Kumbernuss    | GER | 20.97  | Irina Khudorozhkina        | RUS | 20.32  | Sui Xinmei             | CHN | 19.88  |
| 1997 | Astrid Kumbernuss    | GER | 21.22  | Vita Pavlysh               | UKR | 20.73  | Sui Xinmei             | CHN | 20.25  |
| 1998 | Vita Pavlysh         | UKR | 21.69  | Irina Korzhanenko          | RUS | 20.82  | Svetlana Krivelyova    | RUS | 20.53  |
| 1999 | Irina Korzhanenko    | RUS | 21.15i | Svetlana Krivelyova        | RUS | 20.69i | Astrid Kumbernuss      | GER | 19.85  |
| 2000 | Larisa Peleshenko    | RUS | 21.46  | Svetlana Krivelyova        | RUS | 20.72  | Yanina Korolchik       | BLR | 20.56  |
| 2001 | Larisa Peleshenko    | RUS | 20.79  | Yanina Korolchik           | BLR | 20.61  | Svetlana Krivelyova    | RUS | 20.17  |
| 2002 | Irina Korzhanenko    | RUS | 20.64  | Svetlana Krivelyova        | RUS | 20.53  | Vita Pavlysh           | UKR | 20.07  |
| 2003 | Svetlana Krivelyova  | RUS | 20.77  | Nadezhda Ostapchuk         | BLR | 20.56i | Irina Korzhanenko      | RUS | 20.55i |
| 2004 | Irina Korzhanenko    | RUS | 20.79  | Vita Pavlysh               | UKR | 20.73i | Svetlana Krivelyova    | RUS | 20.69  |
| 2005 | Nadezhda Ostapchuk   | BLR | 21.09  | Nadine Kleinert            | GER | 20.06  | Valerie Vili           | NZL | 19.87  |
| 2006 | Natalya Mikhnevich   | BLR | 20.42i | Valerie Vili               | NZL | 20.20  | Natalya Mikhnevich     | BLR | 20.17  |
| 2007 | Valerie Vili         | NZL | 20.54  | Nadezhda Ostapchuk         | BLR | 20.48  | Petra Lammert          | GER | 20.04  |
| 2008 | Nadezhda Ostapchuk   | BLR | 20.98  | Natalya Mikhnevich         | BLR | 20.70  | Valerie Vili           | NZL | 20.56  |
| 2009 | Valerie Vili         | NZL | 21.07  | Gong Lijiao                | CHN | 20.35  | Nadine Kleinert        | GER | 20.20  |
| 2010 | Nadezhda Ostapchuk   | BLR | 21.70i | Valerie Adams/Vili         | NZL | 20.86  | Gong Lijiao            | CHN | 20.13  |
| 2011 | Valerie Adams        | NZL | 21.24  | Nadezhda Ostapchuk         | BLR | 20.94  | Jill Camarena-Williams | USA | 20.18  |
| 2012 | Nadezhda Ostapchuk   | BLR | 21.58  | Valerie Adams              | NZL | 21.11  | Gong Lijiao            | CHN | 20.22  |
| 2013 | Valerie Adams        | NZL | 20.98i | Christina Schwanitz        | GER | 20.41  | Michelle Carter        | USA | 20.24  |
| 2014 | Valerie Adams        | NZL | 20.67i | Christina Schwanitz        | GER | 20.22  | Michelle Carter        | USA | 19.84  |
| 2015 | Christina Schwanitz  | GER | 20.77  | Gong Lijiao                | CHN | 20.34  | Michelle Carter        | USA | 20.02  |
| 2016 | Michelle Carter      | USA | 20.63  | Gong Lijiao                | CHN | 20.43  | Valerie Adams          | NZL | 20.42  |

**Discus Throw**

|      |                   |     |       |                       |     |       |                       |     |       |
|------|-------------------|-----|-------|-----------------------|-----|-------|-----------------------|-----|-------|
| 1965 | Tamara Press      | URS | 59.70 | Jolán Kleiber-Kontsek | HUN | 57.86 | Ludmila Shcherbakova  | URS | 57.83 |
| 1966 | Anita Hentschel   | GDR | 59.02 | Tamara Press          | URS | 58.90 | Christine Spielberg   | GDR | 58.10 |
| 1967 | Liesel Westermann | FRG | 61.26 | Karin Illgen          | GDR | 58.92 | Jolán Kleiber-Kontsek | HUN | 57.24 |
| 1968 | Liesel Westermann | FRG | 62.54 | Christine Spielberg   | GDR | 61.64 | Karin Illgen          | GDR | 61.54 |
| 1969 | Liesel Westermann | FRG | 63.96 | Karin Illgen          | GDR | 61.40 | Tamara Danilova       | URS | 59.28 |
| 1970 | Karin Illgen      | GDR | 63.66 | Tamara Danilova       | URS | 62.54 | Liesel Westermann     | FRG | 62.02 |
| 1971 | Faina Melnik      | URS | 64.88 | Liesel Westermann     | FRG | 63.00 | Tamara Danilova       | URS | 61.98 |
| 1972 | Argentina Menis   | ROU | 67.32 | Faina Melnik          | URS | 66.76 | Liesel Westermann     | FRG | 64.96 |
| 1973 | Faina Melnik      | URS | 69.48 | Gabrielle Hinzmann    | GDR | 67.02 | Argentina Menis       | ROU | 66.82 |
| 1974 | Faina Melnik      | URS | 69.90 | Maria Vergova         | BUL | 68.48 | Gabrielle Hinzmann    | GDR | 66.22 |
| 1975 | Faina Melnik      | URS | 70.20 | Argentina Menis       | ROU | 67.88 | Sabine Engel          | GDR | 67.34 |
| 1976 | Faina Melnik      | URS | 70.50 | Carmen Romero         | CUB | 69.08 | Evelin Schlaak        | GDR | 69.00 |
| 1977 | Sabine Engel      | GDR | 68.92 | Faina Melnik/Veleva   | URS | 68.60 | Marija Vergova        | BUL | 68.20 |
| 1978 | Evelin Jahl       | GDR | 70.72 | Faina Veleva          | URS | 70.34 | Margitta Droese       | GDR | 68.48 |
| 1979 | Evelin Jahl       | GDR | 69.82 | Margitta Pufe         | GDR | 68.64 | Faina Veleva          | URS | 68.28 |
| 1980 | Maria Vergova     | BUL | 71.80 | Evelin Jahl           | GDR | 71.50 | Faina Melnik          | URS | 69.60 |



| YEAR | FIRST                     |     | SECOND |                         | THIRD |       |                         |     |       |
|------|---------------------------|-----|--------|-------------------------|-------|-------|-------------------------|-----|-------|
| 1981 | Evelin Jahl               | GDR | 71.46  | Maria Vergova           | BUL   | 71.30 | Valentina Kharchenko    | URS | 69.86 |
| 1982 | Irina Meszynski           | GDR | 71.40  | Maria Vergova           | BUL   | 71.20 | Tsvetanka Khristova     | BUL | 70.64 |
| 1983 | Galina Savinkova          | URS | 73.26  | Gisela Beyer            | GDR   | 70.96 | Maria Vergova/Petkova   | BUL | 70.74 |
| 1984 | Zdeňka Šilhavá            | TCH | 74.56  | Irina Meszynski         | GDR   | 73.36 | Galina Savinkova        | URS | 73.28 |
| 1985 | Galina Savinkova          | URS | 72.96  | Zdeňka Šilhavá          | TCH   | 70.70 | Maritza Martén          | CUB | 70.50 |
| 1986 | Diana Sachse              | GDR | 73.26  | Martina Hellmann        | GDR   | 72.52 |                         |     |       |
|      |                           |     |        | Tsvetanka Khristova     | BUL   | 72.52 |                         |     |       |
| 1987 | Diana Gansky-Sachse       | GDR | 74.08  | Tsvetanka Khristova     | BUL   | 73.22 | Martina Hellmann        | GDR | 72.92 |
| 1988 | Gabriele Reinsch          | GDR | 76.80  | Ilke Wyludda            | GDR   | 74.40 | Daniela Costian         | ROU | 73.84 |
| 1989 | Ilke Wyludda              | GDR | 74.56  | Gabriele Reinsch        | GDR   | 71.86 | Maritza Martén          | CUB | 70.50 |
| 1990 | Ilke Wyludda              | GDR | 71.10  | Gabriele Reinsch        | GDR   | 69.34 | Daniela Costian         | ROU | 68.96 |
| 1991 | Tsvetanka Khristova       | BUL | 71.02  | Larisa Mikhailchenko    | URS   | 69.20 | Ilke Wyludda            | GER | 69.12 |
| 1992 | Xiao Yanling              | CHN | 71.68  | Larisa Korotkevich      | EUN   | 71.30 | Ilke Wyludda            | GER | 70.96 |
| 1993 | Larisa Korotkevich        | RUS | 68.14  | Olga Burova             | RUS   | 67.40 | Ellina Zvereva          | BLR | 66.32 |
| 1994 | Daniela Costian           | AUS | 68.72  |                         |       |       | Li Qiumei               | CHN | 67.50 |
|      | Ilke Wyludda              | GER | 68.72  |                         |       |       |                         |     |       |
| 1995 | Mette Bergmann            | NOR | 69.68  | Ilke Wyludda            | GER   | 69.20 | Ellina Zvereva          | BLR | 68.84 |
| 1996 | Ilke Wyludda              | GER | 69.66  | Ellina Zvereva          | BLR   | 68.60 | Natalya Sadova          | RUS | 67.22 |
| 1997 | Xiao Yanling              | CHN | 70.00  | Beatrice Faumuina       | NZL   | 68.52 | Irina Yatchenko         | BLR | 68.32 |
| 1998 | Franka Dietzsch           | GER | 68.91  | Natalya Sadova          | RUS   | 68.50 | Nicoleta Gras           | ROU | 67.80 |
| 1999 | Natalya Sadova            | RUS | 70.02  | Franka Dietzsch         | GER   | 69.51 | Nicoleta Gras           | ROU | 68.80 |
| 2000 | Nicoleta Gras             | ROU | 68.70  | Ellina Zvereva          | BLR   | 68.40 | Franka Dietzsch         | GER | 68.06 |
| 2001 | Natalya Sadova            | RUS | 68.57  | Nicoleta Gras           | ROU   | 68.31 | Ellina Zvereva          | BLR | 67.10 |
| 2002 | Natalya Sadova            | RUS | 67.73  | Ellina Zvereva          | BLR   | 66.16 | Mélina Robert-Michon    | FRA | 65.78 |
| 2003 | Natalya Sadova            | RUS | 69.38  | Věra Pospíšilová        | CZE   | 67.71 | Irina Yatchenko         | BLR | 67.32 |
| 2004 | Irina Yatchenko           | BLR | 69.14  | Natalya Sadova          | RUS   | 68.63 | Ekaterini Vogoli        | GRE | 67.72 |
| 2005 | Věra Pospíšilová/Cechlová | CZE | 66.81  | Franka Dietzsch         | GER   | 66.56 | Natalya Sadova          | RUS | 66.29 |
| 2006 | Franka Dietzsch           | GER | 68.51  | Natalya Sadova          | RUS   | 66.85 | Wioletta Potepa         | POL | 66.01 |
| 2007 | Franka Dietzsch           | GER | 68.06  | Suzy Powell             | USA   | 67.67 | Becky Breisch           | USA | 67.37 |
| 2008 | Irina Yatchenko           | BLR | 67.89  | Nicoleta Gras           | ROU   | 66.51 | Stephanie Brown Trafton | USA | 66.17 |
| 2009 | Li Yanfeng                | CHN | 66.40  | Stephanie Brown Trafton | USA   | 66.21 | Yarelis Barrios         | CUB | 65.86 |
| 2010 | Nadine Müller             | GER | 67.78  | Sandra Perković         | CRO   | 66.93 | Becky Breisch           | USA | 66.52 |
| 2011 | Li Yanfeng                | CHN | 67.98  | Sandra Perković         | CRO   | 67.96 | Nadine Müller           | GER | 66.99 |
| 2012 | Sandra Perković           | CRO | 69.11  | Nadine Müller           | GER   | 68.89 | Yarelis Barrios         | CUB | 68.03 |
| 2013 | Sandra Perković           | CRO | 68.96  | Gu Siyu                 | CHN   | 67.86 | Yarelis Barrios         | CUB | 67.36 |
| 2014 | Sandra Perković           | CRO | 71.08  | Gia Lewis-Smallwood     | USA   | 69.17 | Dani Samuels            | AUS | 67.99 |
| 2015 | Denia Caballero           | CUB | 70.65  | Sandra Perković         | CRO   | 70.08 | Yaimé Pérez             | CUB | 67.13 |
| 2016 | Sandra Perković           | CRO | 70.88  | Yaimé Pérez             | CUB   | 68.86 | Julia Fischer           | GER | 68.49 |

**Hammer Throw**

|      |                  |     |       |                        |     |       |                          |     |       |
|------|------------------|-----|-------|------------------------|-----|-------|--------------------------|-----|-------|
| 1989 | Yelena Pichugina | URS | 61.50 | Aya Suzuki             | JPN | 61.20 | Yelena Lapina            | URS | 59.86 |
| 1990 | Larisa Baranova  | URS | 61.96 | Lyubov Vasilyeva       | URS | 61.48 | Larisa Shtyrogrizhnaya   | URS | 60.60 |
| 1991 | Alla Fyodorova   | URS | 64.44 | Larisa Shtyrogrizhnaya | URS | 63.08 | Lyubov Vasilyeva         | URS | 61.80 |
| 1992 | Olga Kuzenkova   | EUN | 65.40 | Svetlana Sudak         | EUN | 62.70 | Lyubov Vasilyeva/Karpova | EUN | 60.76 |
| 1993 | Olga Kuzenkova   | RUS | 64.64 | Svetlana Sudak         | BLR | 63.70 | Mihaela Melinte          | ROU | 62.52 |
| 1994 | Svetlana Sudak   | BLR | 67.34 | Olga Kuzenkova         | RUS | 66.84 | Mihaela Melinte          | ROU | 65.48 |
| 1995 | Olga Kuzenkova   | RUS | 68.16 | Mihaela Melinte        | ROU | 66.86 | Debbie Sosimenko         | AUS | 65.24 |
| 1996 | Olga Kuzenkova   | RUS | 69.46 | Mihaela Melinte        | ROU | 69.42 | Alla Fyodorova/Davydova  | RUS | 67.48 |
| 1997 | Olga Kuzenkova   | RUS | 73.10 | Mihaela Melinte        | ROU | 71.24 | Ludmila Gubkina          | BLR | 68.24 |
| 1998 | Olga Kuzenkova   | RUS | 73.80 | Mihaela Melinte        | ROU | 73.14 | Ludmila Gubkina          | BLR | 67.83 |
| 1999 | Mihaela Melinte  | ROU | 76.07 | Olga Kuzenkova         | RUS | 74.30 | Tatyana Konstantinova    | RUS | 72.09 |
| 2000 | Olga Kuzenkova   | RUS | 75.68 | Mihaela Melinte        | ROU | 72.19 | Manuela Montebrun        | FRA | 71.18 |
| 2001 | Olga Kuzenkova   | RUS | 73.62 | Kamila Skolimowska     | POL | 71.71 | Katalin Divós            | HUN | 70.79 |
| 2002 | Olga Kuzenkova   | RUS | 73.07 | Kamila Skolimowska     | POL | 72.60 | Manuela Montebrun        | FRA | 72.54 |
| 2003 | Yipsi Moreno     | CUB | 75.14 | Olga Kuzenkova         | RUS | 74.98 | Manuela Montebrun        | FRA | 74.50 |
| 2004 | Yipsi Moreno     | CUB | 75.18 | Olga Kuzenkova         | RUS | 75.02 | Olga Tsander             | BLR | 74.72 |
| 2005 | Tatyana Lysenko  | RUS | 77.06 | Olga Tsander           | BLR | 76.66 | Yipsi Moreno             | CUB | 74.95 |
| 2006 | Tatyana Lysenko  | RUS | 77.80 | Gulfiya Khanafeyeva    | RUS | 77.26 | Oksana Menkova           | BLR | 76.86 |
| 2007 | Tatyana Lysenko  | RUS | 77.30 | Kamila Skolimowska     | POL | 76.83 | Yipsi Moreno             | CUB | 76.36 |
| 2008 | Oksana Menkova   | BLR | 77.32 | Martina Hrasnová       | SVK | 76.82 | Yipsi Moreno             | CUB | 76.62 |
| 2009 | Anita Włodarczyk | POL | 77.96 | Betty Heidler          | GER | 77.12 | Martina Hrasnová         | SVK | 76.90 |
| 2010 | Anita Włodarczyk | POL | 78.30 | Betty Heidler          | GER | 76.38 | Tatyana Lysenko          | RUS | 76.03 |
| 2011 | Betty Heidler    | GER | 79.42 | Tatyana Lysenko        | RUS | 77.13 | Zhang Wenxiu             | CHN | 75.65 |
| 2012 | Oksana Menkova   | BLR | 78.69 | Tatyana Lysenko        | RUS | 78.51 | Betty Heidler            | GER | 78.07 |
| 2013 | Tatyana Lysenko  | RUS | 78.80 | Anita Włodarczyk       | POL | 78.46 | Oksana Kondratyeva       | RUS | 77.13 |
| 2014 | Anita Włodarczyk | POL | 79.58 | Betty Heidler          | GER | 78.00 | Wang Zheng               | CHN | 77.68 |
| 2015 | Anita Włodarczyk | POL | 81.08 | Zhang Wenxiu           | CHN | 76.33 | Betty Heidler            | GER | 75.73 |
| 2016 | Anita Włodarczyk | POL | 82.98 | Zhang Wenxiu           | CHN | 76.75 | Betty Heidler            | GER | 75.77 |

| YEAR   | FIRST                             | SECOND                           | THIRD                             |
|--|-----------------------------------|----------------------------------|-----------------------------------|
| <b>Javelin Throw</b> (new model from 1999) ( <i>f</i> while Russia were suspended from IAAF) |                                   |                                  |                                   |
| 1965   | Michela Penes ROU 59.22           | Yelena Gorchakova URS 58.49      | Márta Rudas-Antal HUN 58.36       |
| 1966   | Marion Lüttge GDR 59.70           | Elvīra Ozoliņa URS 58.86         | Mihaela Peneş ROU 58.36           |
| 1967   | Mihaela Peneş ROU 60.68           | Barbara Friedrich USA 60.55      | Ranae Bair USA 59.82              |
| 1968   | Angéla Németh HUN 60.36           | Mihaela Peneş ROU 59.92          | Daniela Jaworska POL 59.64        |
| 1969   | Angéla Ránky/Németh HUN 60.58     | Daniela Jaworska POL 60.56       | Ameli Koloska FRG 59.86           |
| 1970   | Petra Rivers AUS 61.77            | Daniela Jaworska POL 61.44       | Ruth Fuchs GDR 60.60              |
| 1971   | Ewa Gryziecka POL 62.10           | Daniela Jaworska POL 62.06       | Nina Marakina URS 62.04           |
| 1972   | Ruth Fuchs GDR 65.06              | Ewa Gryziecka POL 62.70          | Jacqueline Todten GDR 62.54       |
| 1973   | Ruth Fuchs GDR 66.10              | Elvīra Ozoliņa URS 63.96         | Kathy Schmidt USA 63.42           |
| 1974   | Ruth Fuchs GDR 67.22              | Jacqueline Todten GDR 64.34      | Felicija Kinder POL 63.08         |
| 1975   | Ruth Fuchs GDR 66.46              | Kathy Schmidt USA 63.88          | Tatyana Zhigalova URS 63.22       |
| 1976   | Ruth Fuchs GDR 69.12              | Kathy Schmidt USA 66.52          | Sabine Sebrovski-Kärgel GDR 65.46 |
| 1977   | Kathy Schmidt USA 69.32           | Ruth Fuchs GDR 68.92             | Theresa Sanderson GBR 67.20       |
| 1978   | Ruth Fuchs GDR 69.16              | Ute Richter GDR 64.24            | Eva Helmschmidt FRG 64.04         |
| 1979   | Ruth Fuchs GDR 69.52              | Eva Raduly ROU 67.20             | Ute Hommola GDR 66.44             |
| 1980   | Tatyana Biryulina URS 70.08       | Ruth Fuchs GDR 69.96             | Tessa Sanderson GBR 69.70         |
| 1981   | Antoaneta Todorova BUL 71.88      | Tessa Sanderson GBR 68.86        | Ute Hommola GDR 67.24             |
| 1982   | Sofia Sakorafa GRE 74.20          | Tiina Lillak FIN 72.40           | Anna Verouli GRE 70.02            |
| 1983   | Tiina Lillak FIN 74.76            | Tessa Sanderson GBR 73.58        | Sofia Sakorafa GRE 72.28          |
| 1984   | Petra Felke GDR 74.72             | Tiina Lillak FIN 74.24           | Anna Verouli GRE 72.70            |
| 1985   | Petra Felke GDR 75.40             | Fatima Whitbread GBR 72.98       | Ivonne Leal CUB 71.82             |
| 1986   | Fatima Whitbread GBR 77.44        | Petra Felke GDR 75.04            | Tiina Lillak FIN 72.42            |
| 1987   | Petra Felke GDR 78.90             | Fatima Whitbread GBR 76.64       | Ingrid Thyssen FRG 69.68          |
| 1988   | Petra Felke GDR 80.00             | Tiina Lillak FIN 73.30           | Tessa Sanderson GBR 71.70         |
| 1989   | Petra Felke GDR 76.88             | Trine Solberg NOR 71.12          | Beate Koch GDR 70.76              |
| 1990   | Petra Felke GDR 73.08             | Zhang Li CHN 70.42               | Karen Forkel GDR 69.38            |
| 1991   | Trine Solberg/Hattestad NOR 71.44 | Karen Forkel GER 70.20           | Petra Felke/Meier GER 69.66       |
| 1992   | Natalya Shikolenko EUN 70.36      | Karen Forkel GER 69.58           | Trine Hattestad NOR 69.50         |
| 1993   | Trine Hattestad NOR 72.12         | Natalya Shikolenko BLR 68.96     | Karen Forkel GER 67.94            |
| 1994   | Natalya Shikolenko BLR 71.40      | Trine Hattestad NOR 71.32        | Karen Forkel GER 69.20            |
| 1995   | Natalya Shikolenko BLR 71.18      | Steffi Nerius GER 68.42          | Trine Hattestad NOR 67.16         |
| 1996   | Steffi Nerius GER 69.42           | Felicia Tilea ROU 69.26          | Oksana Ovchinnikova RUS 68.72     |
| 1997   | Trine Hattestad NOR 69.66         | Tanja Damaske GER 69.36          | Joanna Stone AUS 68.64            |
| 1998   | Tanja Damaske GER 70.10           | Joanna Stone AUS 69.85           | Trine Hattestad NOR 69.59         |
| 1999   | Trine Hattestad NOR 68.19         | Mirela Tzelili GRE 67.09         | Tanja Damaske GER 66.91           |
| 2000   | Trine Hattestad NOR 69.48         | Osleidys Menéndez CUB 67.83      | Mirela Tzelili GRE 67.51          |
| 2001   | Osleidys Menéndez CUB 71.54       | Mirela Manjani-Tzelili GRE 66.70 | Sonia Bicet CUB 66.54             |
| 2002   | Mirela Manjani GRE 67.47          | Osleidys Menéndez CUB 67.40      | Sonia Bicet CUB 65.52             |
| 2003   | Mirela Manjani GRE 66.52          | Tatyana Shikolenko RUS 66.00     | Paula Huhtaniemi FIN 64.90        |
| 2004   | Osleidys Menéndez CUB 71.53       | Sonia Bicet CUB 65.93            | Nikola Brejchová CZE 65.91        |
| 2005   | Osleidys Menéndez CUB 71.70       | Christina Obergföll GER 70.03    | Sonia Bicet CUB 67.67             |
| 2006   | Christina Obergföll GER 66.91     | Barbora Špotáková CZE 66.21      | Sonia Bicet CUB 65.97             |
| 2007   | Christina Obergföll GER 70.20     | Barbora Špotáková CZE 67.12      | Steffi Nerius GER 65.78           |
| 2008   | Barbora Špotáková CZE 72.28       | Mariya Abakumova RUS 70.78       | Christina Obergföll GER 69.81     |
| 2009   | Mariya Abakumova RUS 68.92        | Christina Obergföll GER 68.59    | Barbora Špotáková CZE 68.23       |
| 2010   | Mariya Abakumova RUS 68.89        | Barbora Špotáková CZE 68.66      | Christina Obergföll GER 68.63     |
| 2011   | Mariya Abakumova RUS 71.99        | Barbora Špotáková CZE 71.58      | Christina Obergföll GER 69.57     |
| 2012   | Barbora Špotáková CZE 69.55       | Sunette Viljoen RSA 69.35        | Christina Obergföll GER 67.04     |
| 2013   | Mariya Abakumova RUS 70.53        | Christina Obergföll GER 69.05    | Kim Mickle AUS 66.60              |
| 2014   | Barbora Špotáková CZE 67.99       | Linda Stahl GER 67.32            | Hanna Hatsko-Fedusova UKR 67.29   |
| 2015   | Katharina Molitor GER 67.69       | Sunette Viljoen RSA 66.62        | Kim Mickle AUS 66.57              |
| 2016   | Vera Rebrik RUS 67.30 <i>f</i>    | Maria Andrejczyk POL 67.11       | Barbora Špotáková CZE 66.87       |

**Pentathlon** (Points tables changed in 1964)

|      |                             |                                |                                |
|------|-----------------------------|--------------------------------|--------------------------------|
| 1965 | Irina Press URS 5208        | Inge Exner GDR 4886            | Tatyana Shchelkanova URS 4802  |
| 1966 | Irina Press URS 5084        | Tatyana Shchelkanova URS 4916  | Valentina Tikhomirova URS 4787 |
| 1967 | Ingrid Becker FRG 4953      | Annamária Tóth HUN 4953        | Valentina Tikhomirova URS 4946 |
| 1968 | Heide Rosendahl FRG 5129    | Ingrid Becker FRG 5098         | Galina Sofina URS 5038         |
| 1969 | Liese Prokop AUT 5352       | Heide Rosendahl FRG 5155       | Meta Antenen SUI 5046          |
| 1970 | Burglinde Pollak GDR 5406   | Heide Rosendahl FRG 5398       | Ingrid Mickler-Becker FRG 5282 |
| 1971 | Margrit Herbst GDR 5305     | Heide Rosendahl FRG 5299       | Valentina Tikhomirova URS 5234 |
| 1972 | Mary Peters GBR 4801        | Heide Rosendahl FRG 4791       | Burglinde Pollak GDR 4768      |
| 1973 | Burglinde Pollak GDR 4932   | Valentina Tikhomirova URS 4754 | Nadezhda Tkachenko URS 4711    |
| 1974 | Nadezhda Tkachenko URS 4776 | Burglinde Pollak GDR 4684      | Zoya Spasovkhodskaya URS 4628  |
| 1975 | Burglinde Pollak GDR 4783   | Nadezhda Tkachenko URS 4701    | Jane Frederick USA 4676        |
| 1976 | Eva Wilms FRG 4924          | Siegrun Siegl GDR 4813         | Ludmila Popovskaya URS 4783    |
| 1977 | Nadezhda Tkachenko URS 4839 | Eva Wilms FRG 4823             | Diane Jones CAN 4639           |
| 1978 | Diane Konihowski CAN 4768   | Nadezhda Tkachenko URS 4746    | Jane Frederick USA 4704        |

| YEAR  | FIRST                     |     |           | SECOND                |     |           | THIRD                  |     |          |
|---|---------------------------|-----|-----------|-----------------------|-----|-----------|------------------------|-----|----------|
| 1979  | Yekaterina Smirnova       | URS | 4834      | Jane Frederick        | USA | 4708      | Kristine Nitzsche      | GDR | 4686     |
| 1980  | Nadezhda Tkachenko        | URS | 5083      | Olga Rukavishnikova   | URS | 4937      | Olga Kuragina          | URS | 4875     |
| <b>Heptathlon</b> (Points tables changed in 1985)                   |                           |     |           |                       |     |           |                        |     |          |
| 1980  | Yekaterina Gordiyenko     | URS | 6144      | Nadezhda Vinogradova  | URS | 6114      | Nina Golovina          | URS | 6073     |
| 1981  | Ramona Neubert            | GDR | 6716      | Sabine Everts         | FRG | 6357      | Olga Yakovleva         | URS | 6343     |
| 1982  | Ramona Neubert            | GDR | 6773      | Natalya Grachova      | URS | 6611      | Sabine Möbius          | GDR | 6594     |
| 1983  | Ramona Neubert            | GDR | 6836      | Sabine Paetz-Möbius   | GDR | 6662      | Anke Vater             | GDR | 6532     |
| 1984  | Sabine Paetz              | GDR | 6867      | Natalya Shubenkova    | URS | 6799      | Ramona Neubert         | GDR | 6740     |
| 1985  | Jackie Joyner             | USA | 6718      | Jane Frederick        | USA | 6666      | Małgorzata Nowak       | POL | 6616     |
| 1986  | Jackie Joyner-Kersee      | USA | 7158      | Anke Behmer-Vater     | GDR | 6717      | Natalya Shubenkova     | URS | 6645     |
| 1987  | Jackie Joyner-Kersee      | USA | 7128      | Anke Behmer           | GDR | 6692      | Svetlana Buraga        | URS | 6585     |
| 1988  | Jackie Joyner-Kersee      | USA | 7291      | Sabine John-Paetz     | GDR | 6897      | Anke Behmer            | GDR | 6858     |
| 1989  | Larisa Nikitina           | URS | 7007      | Anke Behmer           | GDR | 6686      | Remigija Nazarovienė   | URS | 6604     |
| 1990  | Jackie Joyner-Kersee      | USA | 6783      | Jane Flemming         | AUS | 6695      | Sabine Braun           | FRG | 6688     |
| 1991  | Jackie Joyner-Kersee      | USA | 6878      | Sabine Braun          | GER | 6672      | Peggy Beer             | GER | 6494     |
| 1992  | Jackie Joyner-Kersee      | USA | 7044      | Sabine Braun          | GER | 6985      | Irina Belova           | EUN | 6845     |
| 1993  | Jackie Joyner-Kersee      | USA | 6837      | Sabine Braun          | GER | 6797      | Ma Miaolan             | CHN | 6750     |
| 1994  | Heike Drechsler           | GER | 6741      | Sabine Braun          | GER | 6665      | Jackie Joyner-Kersee   | USA | 6606     |
| 1995  | Ghada Shouaa              | SYR | 6715      | Sabine Braun          | GER | 6617      | Irina Tyukhay          | RUS | 6604     |
| 1996  | Ghada Shouaa              | SYR | 6942      | Denise Lewis          | GBR | 6645      | Sabine Braun           | GER | 6626     |
| 1997  | Sabine Braun              | GER | 6787      | Denise Lewis          | GBR | 6736      | Remigija Nazarovienė   | LTU | 6566     |
| 1998  | Denise Lewis              | GBR | 6559      | Jackie Joyner-Kersee  | USA | 6502      | DeDee Nathan           | USA | 6479     |
| 1999  | Eunice Barber             | FRA | 6861      | Denise Lewis          | GBR | 6724      | DeDee Nathan           | USA | 6577     |
| 2000  | Eunice Barber             | FRA | 6842      | Denise Lewis          | GBR | 6831      | Yelena Prokhorova      | RUS | 6765     |
| 2001  | Eunice Barber             | FRA | 6736      | Yelena Prokhorova     | RUS | 6694      | Natalya Roshchupkina   | RUS | 6551     |
| 2002  | Carolina Klüft            | SWE | 6542      | Sabine Braun          | GER | 6434      | Shelia Burrell         | USA | 6363     |
| 2003  | Carolina Klüft            | SWE | 7001      | Eunice Barber         | FRA | 6755      | Natalya Sazanovich     | BLR | 6524     |
| 2004  | Carolina Klüft            | SWE | 6952      | Svetlana Sokolova     | RUS | 6591      | Austra Skujytė         | LTU | 6435     |
| 2005  | Eunice Barber             | FRA | 6889      | Carolina Klüft        | SWE | 6887      | Kelly Sotherton        | GBR | 6547     |
| 2006  | Carolina Klüft            | SWE | 6740      | Yuliya Ignatkina      | RUS | 6463      | Ludmila Blonska        | UKR | 6448     |
| 2007  | Carolina Klüft            | SWE | 7032      | Ludmila Blonska       | UKR | 6832      | Kelly Sotherton        | GBR | 6510     |
| 2008  | Nataliya Dobrynska        | UKR | 6733      | Hyleas Fountain       | USA | 6667      | Tatyana Chernova       | RUS | 6618     |
| 2009  | Jessica Ennis             | GBR | 6731      | Nataliya Dobrynska    | UKR | 6558      | Jennifer Oeser         | GER | 6493     |
| 2010  | Jessica Ennis             | GBR | 6823      | Nataliya Dobrynska    | UKR | 6778      | Jennifer Oeser         | GER | 6683     |
| 2011  | Tatyana Chernova          | RUS | 6880      | Jessica Ennis         | GBR | 6790      | Jennifer Oeser         | GER | 6663     |
| 2012  | Jessica Ennis             | GBR | 6955      | Tatyana Chernova      | RUS | 6774      | Kristina Savitskaya    | RUS | 6681     |
| 2013  | Tatyana Chernova          | RUS | 6623      | Hanna Melnychenko     | UKR | 6586      | Sharon Day-Monroe      | USA | 6550     |
| 2014  | Katarina Johnson-Thompson | GBR | 6682      | Brianne Theisen-Eaton | CAN | 6641      | Antoinette Nana Djimou | FRA | 6551     |
| 2015  | Brianne Theisen-Eaton     | CAN | 6808      | Jessica Ennis-Hill    | GBR | 6669      | Carolin Schäfer        | GER | 6547     |
| 2016  | Nafissatou Thiam          | BEL | 6810      | Jessica Ennis-Hill    | GBR | 6775      | Brianne Theisen-Eaton  | CAN | 6765     |
| <b>10 Kilometres Walk</b> (t = track)                               |                           |     |           |                       |     |           |                        |     |          |
| 1983  | Xu Yongjiu                | CHN | 45:14     | Natalya Sharipova     | URS | 45:26     | Sue Cook               | AUS | 45:27    |
| 1984  | Olga Krishtop             | URS | 44:52     | Olga Yarutkina        | URS | 45:04     | Vera Osipova           | URS | 45:29    |
| 1985  | Yan Hong                  | CHN | 44:14     | Guan Ping             | CHN | 44:28     | Xu Yongjiu             | CHN | 44:45    |
| 1986  | Yelena Kuznetsova         | URS | 44:32.50t | Irina Strakhova       | URS | 44:38     | Guan Ping              | CHN | 44:42.2t |
| 1987  | Kerry Saxby               | AUS | 42:52     | Olga Krishtop         | URS | 43:22     | Irina Strakhova        | URS | 43:35    |
| 1988  | Kerry Saxby               | AUS | 41:30     | Svetlana Kaburkina    | URS | 43:26     | Vera Makolova          | URS | 43:29    |
| 1989  | Alina Ivanova             | URS | 42:16     | Ileana Salvador       | ITA | 42:39.2t  | Vera Makolova          | URS | 43:04    |
| 1990  | Nadezhda Ryashkina        | URS | 41:56.23t | Kerry Saxby           | AUS | 41:57.22t | Beate Anders           | GDR | 42:29.4t |
| 1991  | Alina Ivanova             | URS | 42:17     | Yelena Sayko          | URS | 42:22     | Irina Strakhova        | URS | 42:44    |
|   |                           |     |           |                       |     |           | Olga Kardopoltseva     | URS | 42:44    |
| 1992  | Ileana Salvador           | ITA | 42:07     | Beate Anders          | GER | 42:11.5t  | Madelein Svensson      | SWE | 42:13.7t |
| 1993  | Li Chunxiu                | CHN | 41:48     | Gao Hongmiao          | CHN | 41:57     | Yelena Arshintseva     | RUS | 42:03    |
| 1994  | Gao Hongmiao              | CHN | 41:38     | Annarita Sidoti       | ITA | 41:46     | Elisabetta Perrone     | ITA | 42:15    |
| 1995  | Larisa Ramazanova         | RUS | 41:29     | Olimpiada Ivanova     | RUS | 41:30     | Yelena Arshintseva     | RUS | 41:50    |
| 1996  | Yelena Nikolayeva         | RUS | 41:04     | Yelena Gruzina        | RUS | 41:31     | Olimpiada Ivanova      | RUS | 41:46    |
| 1997  | Irina Stankina            | RUS | 41:17     | Olimpiada Ivanova     | RUS | 41:24     | Rossella Giordano      | ITA | 41:38    |
| 1998  | Olga Panfyorova           | RUS | 42:01     | Nadezhda Ryashkina    | RUS | 42:25     | Larisa Khmel'nitskaya  | BLR | 42:26    |
| <b>20 Kilometres Walk</b> (f while Russia were suspended from IAAF) |                           |     |           |                       |     |           |                        |     |          |
| 1987  | Kerry Saxby               | AUS | 1:32:51   | Irina Strakhova       | URS | 1:34:31   |                        |     |          |
|   |                           |     |           | Tatyana Titova        | URS | 1:34:31   |                        |     |          |
| 1988  | Kerry Saxby               | AUS | 1:29:40   | Nadezhda Ryashkina    | URS | 1:32:33   | Vera Makolova          | URS | 1:34:03  |
| 1989  | Olga Kardopoltseva        | URS | 1:31:59   | Kerry Saxby           | AUS | 1:32:44   | Nina Galyanina         | URS | 1:34:16  |
| 1990  | Olga Kardopoltseva        | URS | 1:30:42   | Tamara Surovtseva     | URS | 1:31:59   | Yelena Panfilova       | URS | 1:35:24  |
| 1991  | Marina Smyslova           | URS | 1:32:38   | Nadezhda Ryashkina    | URS | 1:33:13   | Tatyana Ragozina       | URS | 1:33:25  |



| YEAR | FIRST              |     | SECOND               |                    | THIRD |                      |                     |     |         |
|------|--------------------|-----|----------------------|--------------------|-------|----------------------|---------------------|-----|---------|
| 1992 | Tamara Romanova    | EUN | 1:31:58              | Olga Volkova       | EUN   | 1:32:05              | Ludmila Lyubomirova | EUN | 1:32:21 |
| 1993 | Ileana Salvador    | ITA | 1:31:53              | Olimpiada Ivanova  | RUS   | 1:33:03              | Elisabetta Perrone  | ITA | 1:33:37 |
| 1994 | Yelena Gruzinova   | RUS | 1:31:56              | Lyudmila Savinova  | RUS   | 1:31:59              | Gu Yan              | CHN | 1:32:08 |
| 1995 | Liu Hongyu         | CHN | 1:27:30              | Song Lijuan        | CHN   | 1:27:54              | Kong Yan            | CHN | 1:28:18 |
| 1996 | Feng Haixia        | CHN | 1:29:15              | Li Jingxue         | CHN   | 1:30:28              | Olimpiada Ivanova   | RUS | 1:30:58 |
| 1997 | Erica Alfridi      | ITA | 1:28:13              | Rossella Giordano  | ITA   | 1:29:12              | Vera Nacharkina     | RUS | 1:30:31 |
| 1998 | Tatyana Sibileva   | RUS | 1:29:53              | Susana Feitor      | POR   | 1:31:03              | Katarzyna Radtke    | POL | 1:31:46 |
| 1999 | Nadezhda Ryashkina | RUS | 1:27:30              | Liu Hongyu         | CHN   | 1:27:32              | Natalya Fedoskina   | RUS | 1:27:35 |
| 2000 | Tatyana Gudkova    | RUS | 1:25:18              | Olga Polyakova     | RUS   | 1:25:20              | Irina Stankina      | RUS | 1:25:29 |
| 2001 | Olimpiada Ivanova  | RUS | 1:24:50              | Wang Yan           | CHN   | 1:26:22              | Wang Liping         | CHN | 1:26:23 |
| 2002 | Olimpiada Ivanova  | RUS | 1:26:42              | Yelena Nikolayeva  | RUS   | 1:27:02              | Natalya Fedoskina   | RUS | 1:27:45 |
| 2003 | Yelena Nikolayeva  | RUS | 1:26:22              | Antonina Petrova   | RUS   | 1:27:14              | Song Hongjuan       | CHN | 1:27:16 |
| 2004 | Song Hongjuan      | CHN | 1:26:46              | Olimpiada Ivanova  | RUS   | 1:26:54              | Yelena Nikolayeva   | RUS | 1:27:24 |
| 2005 | Olimpiada Ivanova  | RUS | 1:25:41              | Irina Pudovkina    | RUS   | 1:26:28              | Ryta Turava         | BLR | 1:27:05 |
| 2006 | Olga Kaniskina     | RUS | 1:26:02              | Margarita Turova   | BLR   | 1:26:11              | Irina Petrova       | RUS | 1:26:14 |
| 2007 | Olga Kaniskina     | RUS | 1:26:47              | Margarita Turova   | BLR   | 1:27:10              | Kjersti Plätzer     | NOR | 1:27:41 |
| 2008 | Olga Kaniskina     | RUS | 1:25:11              | Anisya Kirdyapkina | RUS   | 1:25:30              | Tatyana Shernyakina | RUS | 1:25:46 |
| 2009 | Olga Kaniskina     | RUS | 1:24:56              | Vera Sokolova      | RUS   | 1:25:26              |                     |     |         |
|      |                    |     |                      | Anisya Kirdyapkina | RUS   | 1:25:26              |                     |     |         |
| 2010 | Anisya Kirdyapkina | RUS | 1:25:11              | Vera Sokolova      | RUS   | 1:25:35              | Tatyana Sibileva    | RUS | 1:25:52 |
| 2011 | Vera Sokolova      | RUS | 1:25:08              | Anisya Kirdyapkina | RUS   | 1:25:09              | Liu Hong            | CHN | 1:27:17 |
| 2012 | Yelena Lashmanova  | RUS | 1:25:02              | Qieyang Shenjie    | CHN   | 1:25:16              | Elmira Alembekova   | RUS | 1:25:27 |
| 2013 | Yelena Lashmanova  | RUS | 1:25:49              | Anisya Kirdyapkina | RUS   | 1:25:59              | Vera Sokolova       | RUS | 1:26:00 |
| 2014 | Anisya Kirdyapkina | RUS | 1:26:31              | Liu Hong           | CHN   | 1:26:58              | Elmira Alembekova   | RUS | 1:27:02 |
| 2015 | Liu Hong           | CHN | 1:24:38              | Elmira Alembekova  | RUS   | 1:24:47              | Marina Pandakova    | RUS | 1:25:03 |
| 2016 | Yelena Lashmanova  | RUS | 1:24:58 <sup>f</sup> | Olga Kaniskina     | RUS   | 1:25:54 <sup>f</sup> | Liu Hong            | CHN | 1:25:56 |

**4 x 100 Metres Relay**

|      |                            |       |                            |       |                    |       |
|------|----------------------------|-------|----------------------------|-------|--------------------|-------|
| 1965 | Poland                     | 44.2  |                            |       | USSR               | 44.5  |
|      | United States              | 44.2  |                            |       |                    |       |
| 1966 | Poland                     | 44.4  | FR of Germany              | 44.5  | USSR               | 44.6  |
| 1967 | Poland                     | 44.0  | United States              | 44.6  |                    |       |
|      |                            |       | Cuba                       | 44.6  |                    |       |
| 1968 | United States              | 42.88 | Cuba                       | 43.36 | USSR               | 43.41 |
|      |                            |       |                            |       | Australia          | 43.4  |
| 1969 | German Democratic Republic | 43.61 | FR of Germany              | 44.09 | Great Britain & NI | 44.39 |
| 1970 | Poland                     | 43.7  | German Democratic Republic | 43.8  | FR of Germany      | 43.9  |
| 1971 | FR of Germany              | 43.28 | German Democratic Republic | 43.61 | United States      | 44.45 |
| 1972 | FR of Germany              | 42.81 | German Democratic Republic | 42.88 | United States      | 43.07 |
| 1973 | German Democratic Republic | 42.96 | FR of Germany              | 43.09 | United States      | 43.72 |
| 1974 | German Democratic Republic | 42.51 | FR of Germany              | 42.75 | Poland             | 43.48 |
| 1975 | German Democratic Republic | 42.71 | United States              | 42.90 | Poland             | 43.08 |
| 1976 | German Democratic Republic | 42.50 | FR of Germany              | 42.59 | USSR               | 42.93 |
| 1977 | German Democratic Republic | 42.62 | USSR                       | 42.88 | United States      | 43.53 |
| 1978 | German Democratic Republic | 42.27 | USSR                       | 42.54 | Great Britain & NI | 42.72 |
| 1979 | German Democratic Republic | 42.09 | USSR                       | 42.29 | Great Britain & NI | 43.18 |
| 1980 | German Democratic Republic | 41.60 | USSR                       | 42.10 | Great Britain & NI | 42.43 |
| 1981 | German Democratic Republic | 42.22 | United States              | 42.82 | USSR               | 43.01 |
| 1982 | German Democratic Republic | 41.97 | United States              | 42.29 | Great Britain & NI | 42.66 |
| 1983 | German Democratic Republic | 41.53 | United States              | 41.61 | Bulgaria           | 42.38 |
| 1984 | United States              | 41.65 | German Democratic Republic | 41.69 | Bulgaria           | 42.44 |
| 1985 | German Democratic Republic | 41.37 | USSR                       | 42.00 | Poland             | 42.71 |
| 1986 | German Democratic Republic | 41.84 | United States              | 42.12 | USSR               | 42.27 |
| 1987 | United States              | 41.55 | German Democratic Republic | 41.79 | Bulgaria           | 42.31 |
| 1988 | German Democratic Republic | 41.73 | United States              | 41.98 | USSR               | 42.01 |
| 1989 | German Democratic Republic | 41.87 | United States              | 42.40 | USSR               | 42.76 |
| 1990 | German Democratic Republic | 41.68 | United States              | 42.34 | USSR               | 42.67 |
| 1991 | Germany                    | 41.91 | Jamaica                    | 41.94 | USSR               | 42.20 |
| 1992 | United States              | 42.11 | Unified Team               | 42.16 | Jamaica            | 42.28 |
| 1993 | Russia                     | 41.49 |                            |       | Jamaica            | 41.94 |
|      | United States              |       |                            |       |                    |       |
| 1994 | United States              | 42.45 | Germany                    | 42.90 | Nigeria            | 42.92 |
| 1995 | United States              | 42.12 | Jamaica                    | 42.25 | Russia             | 42.49 |
| 1996 | United States              | 41.95 | Bahamas                    | 42.14 | Jamaica            | 42.24 |
| 1997 | United States              | 41.47 | Jamaica                    | 42.10 | Bahamas            | 42.19 |
| 1998 | United States              | 42.00 | Bahamas                    | 42.19 | France             | 42.43 |
| 1999 | Bahamas                    | 41.92 | France                     | 42.06 | Jamaica            | 42.15 |
| 2000 | Bahamas                    | 41.95 | United States              | 42.13 |                    |       |
|      |                            |       | Jamaica                    | 42.13 |                    |       |



| YEAR | FIRST         |       | SECOND        |       | THIRD              |       |
|------|---------------|-------|---------------|-------|--------------------|-------|
| 2001 | Germany       | 42.32 | France        | 42.39 | Jamaica            | 42.40 |
| 2002 | France        | 42.41 | Bahamas       | 42.44 | Germany            | 42.29 |
| 2003 | France        | 41.78 | United States | 41.83 | Russia             | 42.62 |
| 2004 | Jamaica       | 41.73 | Russia        | 42.12 | France             | 42.41 |
| 2005 | United States | 41.78 | Jamaica       | 41.99 | Belarus            | 42.56 |
| 2006 | Russia        | 42.36 | United States | 42.56 | Jamaica            | 43.10 |
| 2007 | United States | 41.98 | Jamaica       | 42.01 | Belgium            | 42.75 |
| 2008 | Jamaica       | 42.24 | United States | 42.25 | Belgium            | 42.54 |
| 2009 | United States | 41.58 | Jamaica       | 41.88 | Bahamas            | 42.29 |
| 2010 | Ukraine       | 42.29 | France        | 42.45 | United States      | 42.49 |
| 2011 | United States | 41.56 | Jamaica       | 41.70 | Ukraine            | 42.51 |
| 2012 | United States | 40.82 | Jamaica       | 41.41 | Ukraine            | 42.04 |
| 2013 | Jamaica       | 41.29 | United States | 41.67 | France             | 42.25 |
| 2014 | Jamaica       | 41.83 | United States | 41.88 | Great Britain & NI | 42.21 |
| 2015 | Jamaica       | 41.07 | United States | 41.68 | Trinidad & Tobago  | 42.03 |
| 2016 | United States | 41.01 | Jamaica       | 41.36 | Germany            | 41.62 |

**4 x 400 Metres Relay**

|      |                            |         |                            |         |                            |         |
|------|----------------------------|---------|----------------------------|---------|----------------------------|---------|
| 1969 | Great Britain & NI         | 3:30.82 | France                     | 3:30.85 | FR of Germany              | 3:32.7  |
| 1970 | German Democratic Republic | 3:32.0  | United States              | 3:33.6  | Great Britain & NI         | 3:34.4  |
| 1971 | German Democratic Republic | 3:29.28 | United States              | 3:32.4  | FR of Germany              | 3:33.03 |
|      |                            |         |                            |         | USSR                       | 3:33.0  |
| 1972 | German Democratic Republic | 3:22.95 | United States              | 3:25.15 | FR of Germany              | 3:26.51 |
| 1973 | USSR                       | 3:28.3  | German Democratic Republic | 3:28.66 | Bulgaria                   | 3:28.8  |
|      |                            |         |                            |         | Poland                     | 3:28.8  |
| 1974 | German Democratic Republic | 3:25.2  | Finland                    | 3:25.7  | USSR                       | 3:26.1  |
| 1975 | German Democratic Republic | 3:24.0  | Great Britain & NI         | 3:25.6  | USSR                       | 3:27.0  |
| 1976 | German Democratic Republic | 3:19.23 | United States              | 3:22.81 | USSR                       | 3:24.24 |
| 1977 | German Democratic Republic | 3:23.70 | USSR                       | 3:26.62 | Poland                     | 3:27.76 |
| 1978 | German Democratic Republic | 3:21.20 | USSR                       | 3:22.53 | Poland                     | 3:26.76 |
| 1979 | German Democratic Republic | 3:19.62 | USSR                       | 3:20.39 | United States              | 3:27.36 |
| 1980 | USSR                       | 3:20.12 | German Democratic Republic | 3:20.35 | Great Britain & NI         | 3:27.5  |
| 1981 | German Democratic Republic | 3:19.83 | USSR                       | 3:22.73 | Czechoslovakia             | 3:27.13 |
| 1982 | German Democratic Republic | 3:19.04 | Czechoslovakia             | 3:22.17 | USSR                       | 3:22.79 |
| 1983 | German Democratic Republic | 3:19.73 | Czechoslovakia             | 3:20.32 | USSR                       | 3:21.16 |
| 1984 | German Democratic Republic | 3:15.92 | United States              | 3:18.29 | USSR                       | 3:19.12 |
| 1985 | USSR                       | 3:18.58 | German Democratic Republic | 3:19.49 | Czechoslovakia             | 3:26.59 |
| 1986 | German Democratic Republic | 3:16.87 | United States              | 3:21.22 | USSR                       | 3:21.94 |
| 1987 | German Democratic Republic | 3:18.63 | USSR                       | 3:19.50 | United States              | 3:21.04 |
| 1988 | USSR                       | 3:15.17 | United States              | 3:15.51 | German Democratic Republic | 3:18.29 |
| 1989 | German Democratic Republic | 3:23.97 | USSR                       | 3:24.75 | United States              | 3:26.23 |
| 1990 | German Democratic Republic | 3:21.02 | USSR                       | 3:23.34 | United States              | 3:24.53 |
| 1991 | USSR                       | 3:18.43 | United States              | 3:20.15 | Germany                    | 3:21.25 |
| 1992 | Unified Team               | 3:20.20 | United States              | 3:20.92 | Great Britain & NI         | 3:24.23 |
| 1993 | United States              | 3:16.71 | Russia                     | 3:18.38 | Great Britain & NI         | 3:23.41 |
| 1994 | United States              | 3:22.27 | France                     | 3:22.34 | Russia                     | 3:24.06 |
| 1995 | Russia                     | 3:22.24 | United States              | 3:22.39 | Jamaica                    | 3:23.71 |
| 1996 | United States              | 3:20.91 | Nigeria                    | 3:21.04 | Germany                    | 3:21.14 |
| 1997 | Germany                    | 3:20.92 | United States              | 3:21.03 | Jamaica                    | 3:21.30 |
| 1998 | Germany                    | 3:23.03 | Russia                     | 3:23.56 | Jamaica                    | 3:24.76 |
| 1999 | Russia                     | 3:21.98 | United States              | 3:22.09 | Germany                    | 3:22.43 |
| 2000 | Nigeria                    | 3:22.99 | Jamaica                    | 3:23.25 | Russia                     | 3:23.46 |
| 2001 | Jamaica                    | 3:20.65 | United States              | 3:21.97 |                            |         |
|      |                            |         | Germany                    | 3:21.97 |                            |         |
| 2002 | Germany                    | 3:25.10 | Russia                     | 3:25.59 | Australia                  | 3:25.63 |
| 2003 | United States              | 3:22.63 | Russia                     | 3:22.91 | Jamaica                    | 3:22.92 |
| 2004 | United States              | 3:19.01 | Russia                     | 3:20.16 | Jamaica                    | 3:22.00 |
| 2005 | Russia                     | 3:20.32 | United States              | 3:22.93 | Jamaica                    | 3:23.29 |
| 2006 | United States              | 3:20.69 | Russia                     | 3:21.21 | Belarus                    | 3:26.19 |
| 2007 | United States              | 3:18.55 | Jamaica                    | 3:19.73 | Great Britain & NI         | 3:20.04 |
| 2008 | United States              | 3:18.54 | Jamaica                    | 3:20.40 | Great Britain & NI         | 3:22.68 |
| 2009 | United States              | 3:17.83 | Jamaica                    | 3:21.15 | Germany                    | 3:25.08 |
| 2010 | Russia                     | 3:23.76 | Germany                    | 3:24.07 | Great Britain & NI         | 3:24.32 |
| 2011 | United States              | 3:18.09 | Jamaica                    | 3:18.71 | Great Britain & NI         | 3:23.05 |
| 2012 | United States              | 3:16.87 | Jamaica                    | 3:20.95 | Ukraine                    | 3:23.57 |
| 2013 | United States              | 3:20.41 | Great Britain & NI         | 3:22.61 | Jamaica                    | 3:24.11 |
| 2014 | United States              | 3:21.73 | Jamaica                    | 3:23.26 | Nigeria                    | 3:23.41 |
| 2015 | Jamaica                    | 3:19.13 | United States              | 3:19.39 | Great Britain & NI         | 3:23.62 |
| 2016 | United States              | 3:19.06 | Jamaica                    | 3:20.34 | Ukraine                    | 3:24.54 |





**International Association of Athletics Federations**

6-8, Quai Antoine 1er | BP 359 | MC 98007 | Monaco Cedex  
Tel: +377 93 10 88 88 Fax: +377 93 15 95 15 [www.iaaf.org](http://www.iaaf.org)

