



Race Walking

A Guide to Judging and Organising

A guide for judges, officials, coaches and athletes

- updated March 2016 -

IAAFCOUNCIL

PRESIDENT

Lord Sebastian COE (Great Britain and N. I.)

VICE PRESIDENTS

Sergey BUBKA (Ukraine)
Dahlan Jumaan AL HAMAD (Qatar)
Hamad KALKABA MALBOUM (Cameroon)
Alberto JUANTORENA DANGER (Cuba)

TREASURER

José María ODRIOZOLA (Spain)

INDIVIDUAL MEMBERS

Roberto GESTA DE MELO (Brazil) – South America*
Nawal EL MOUTAWAKEL (Morocco)
Abby HOFFMAN (Canada)
Anna RICCARDI (Italy)
Pauline DAVIS-THOMPSON (Bahamas)
Geoff GARDNER (Islas Norfolk) – Oceania*
Sylvia BARLAG (Netherlands)
Ahmad AL KAMALI (United Arab Emirates)
Frank FREDERICKS (Namibia)
Bernard AMSALEM (France)
Zhaocai DU (P. R. China)
V́ctor LÓPEZ (Puerto Rico) – NACAC*
Stephanie HIGHTOWER (USA)
Hiroshi YOKOKAWA (Japan)
Antti PIHLAKOSKI (Finland)
Mikhail BUTOV (Russia)
Adille SUMARIWALLA (India)
Nawaf AL SAUD (Saudi Arabia)
Svein Arne HANSEN (Noruega) – Europe *
David OKEYO (Kenia) – Africa*

* Area Group Representatives (Asia, tbn)

CONTENTS

1. IAAF Race Walking Committee
2. Introduction
3. IAAF Rule 230
4. Judging
5. The Chief Judge
6. The Recorder
7. The Posting Board
8. Electronic Data Collection and Posting Board
9. Technical Information for International Race Walk Competitions
10. IAAF Pit Lane Rule

1. IAAF RACE WALKING COMMITTEE 2015 - 2019

Chairman	Maurizio DAMILANO (Italy)
Members	Khaled AMARA (Tunisia) Jean-Pierre DAHM (France) Maryanne DANIEL (USA) Fumio IMAMURA (Japan) Robert KORZENIOWSKI (Poland) Peter MARLOW (Great Britain and N.I.) Fausto MENDOZA CAJAS (Ecuador) Miguel Angel RODRÍGUEZ (Mexico) Luis SALADIE (Spain) Jane SAVILLE (Australia) Shande YANG (P. R. China)

Terms of Reference

General Role

1. The Race Walking Committee, which is elected by the IAAF Congress, shall provide the IAAF with general advice regarding all matters relating to Race Walking.

Specific Tasks and Activities

2. The Race Walking Committee shall have the following specific tasks and activities:
- to report and make recommendations to the Council regarding the policy for Race Walking competitions in Athletics;
 - to keep under review the Competition Rules and Regulations as they relate to Race Walking and make recommendations to the Council;
 - to keep under review the technical standards of IAAF Race Walking events conducted at IAAF World Athletics Series Competitions and make recommendations to the Council;
 - to liaise and consult with other Committees and Commissions on Race Walking matters, where appropriate;
 - to propose the publishing or updating of manuals, publications and other written materials relating to Race Walking;
 - to promote, foster and support the worldwide development of Race Walking.

2. INTRODUCTION

Race Walking has developed immensely since the original “IAAF Guide for Walking Judges” was published. This most recent revised version includes changes regarding organisation and regulations approved by the 2015 IAAF Congress in Beijing (CHN).

Race Walking has renewed its efforts to adapt to an ever changing sporting environment to continue its growth on the world stage. It is encouraging to see, in recent years, there have been contributions from all sections of the athletics family in this area. Thanks to the IAAF Council for its enduring assistance in implementing proposals and suggestions aimed at improving the organisation and judging of Race Walking events.

With guidance from the IAAF Development and Member Relations Department and in collaboration with the Race Walking Committee, there has been an increased focus on the training and education of judges at all levels. This has had a positive effect on the recruitment of new judges. Now there are also more opportunities available for judges to improve their qualifications, through practical experience at high-level international competitions. This has also stimulated activities at the Area level providing a more qualified, and regular updating of, the IAAF Panel for International Race Walking Judges.

This book is not only for judges, it is for:

- Athletes who should have some understanding of what the judge is looking for,
- Coaches who must research all areas to ensure their athletes walk according to the Rule,
- Organising Committees to ensure their competition is conducted in the most professional and fair manner,
- Member Federations who govern all aspects of Race Walking in their Country,
- The committed fans of athletics who seek to improve their knowledge of the sport.

Our thanks also to the members of the IAAF Race Walking Committee who have contributed with helpful comments and guidance. This informative booklet will help improve standards of judging and the understanding and appreciation of Race Walking around the world.

3. IAAF RULE 230 (extract from IAAF Competition Rules 2016-2017)

Distances

1. The standard distances shall be: indoor: 3000m, 5000m; outdoor: 5000m, 10km, 10,000m, 20km, 20,000m, 50km, 50,000m.

Definition of Race Walking

2. Race Walking is a progression of steps so taken that the walker makes contact with the ground, so that no visible (to the human eye) loss of contact occurs. The advancing leg must be straightened (i.e. not bent at the knee) from the moment of first contact with the ground until the vertical upright position.

Judging

3. (a) The appointed judges of Race Walking shall elect a Chief Judge, if one has not been appointed previously.

(b) All the Judges shall act in an individual capacity and their judgements shall be based on observations made by the human eye.

(c) In competitions held under Rule 1.1(a), all Judges shall be International Race Walking Judges. In competitions held under Rules 1.1(b), (c), (e), (f), (g) and (j), all Judges shall be either Area or International Race Walking Judges.

(d) For Road Races, there should normally be a minimum of six to a maximum of nine Judges including the Chief Judge.

(e) For Track Races, there should normally be six Judges including the Chief Judge.

(f) In competitions held under Rule 1.1(a) not more than one Judge (excluding the Chief Judge) from any Country can officiate.

Chief Judge

4. (a) In competitions held under Rules 1.1(a), (b), (c), (d) and (f), the Chief Judge has the power to disqualify an athlete in the last 100m, when his mode of progression obviously fails to comply with the Rule 230.2 regardless of the number of previous Red Cards the Chief Judge has received on that athlete. An athlete who is disqualified by the Chief Judge under these circumstances shall be allowed to finish the race. He shall be notified of this disqualification by the Chief Judge or a Chief Judge's Assistant by showing the athlete a red paddle at the earliest opportunity after the athlete has finished the race.

(b) The Chief Judge shall act as the supervising official for the competition, and act as a Judge only in the special situation noted in Rule 230.4(a). In competitions held under Rules 1.1(a), (b), (c) and (f), two or more Chief Judge's Assistants shall be appointed.

The Chief Judge's Assistant(s) are to assist with the notification of disqualifications only and shall not act as Race Walking Judges.

(c) For all competitions held under Rules 1.1(a), (b), (c) and (f), an official in charge of the Posting Board(s) and a Chief Judge's Recorder shall be appointed.

Yellow Paddle

5. When a judge is not completely satisfied that an athlete is fully complying with Rule 230.2, he should, where possible, show the athlete a yellow paddle with the symbol of the offence on each side.

An athlete cannot be shown a second yellow paddle by the same Judge for the same offence. Having shown a yellow paddle to an athlete, the Judge shall inform the Chief Judge of his action after the competition.

Red Cards

6. When a Judge observes an athlete failing to comply with Rule 230.2 by exhibiting visible loss of contact or a bent knee during any part of the competition, the Judge shall send a Red Card to the Chief Judge.

Disqualification

7. (a) Except as provided in Rule 230.7(c), when three Red Cards from three different Judges have been sent to the Chief Judge on the same athlete, the athlete is disqualified and he shall be notified of this disqualification by the Chief Judge or a Chief Judge's Assistant by being shown a red paddle. The failure to give notification shall not result in the reinstatement of a disqualified athlete.

(b) In competitions under Rules 1.1(a), (b), (c) or (e), in no circumstances shall the Red Cards of two Judges of the same nationality have the power to disqualify.

(c) A Pit lane shall be used for any race where the applicable Regulations for the competition so provide and may be used for other races as determined by the relevant governing body or Organising Committee. In such cases, an athlete will be required to enter the Pit lane and remain there for the applicable period (as set out in the Regulations or Organising Committee decision) once they have received three Red Cards and are so advised by the Chief Judge or someone delegated by him. If, at any time, the athlete receives an additional Red Card from a Judge other than one of the three who had previously sent a Red Card, he shall be disqualified. An athlete who fails to enter the Pit lane when required to do so, or remain there for the applicable period, shall be disqualified by the Chief Judge.

(d) In Track Races, an athlete who is disqualified shall immediately leave the track and, in Road Races, shall, immediately after being disqualified, remove the distinguishing bibs and leave the course. Any disqualified athlete who fails to leave the course or track or comply with directions given under Rule 230.7(c) to enter and remain for the required period in the Pit lane may be liable to further disciplinary action in accordance with Rule 145.2.

(e) One or more Posting Boards shall be placed on the course and near the finish to keep athletes informed about the number of Red Cards that have been sent to the Chief Judge for each athlete. The symbol of each offence should also be indicated on the Posting Board.

(f) For all Rule 1.1(a) competitions, hand held computer devices with transmission capability must be used by the judges to communicate all Red Cards to the Recorder and the Posting Board(s). In all other competitions, in which such a system is not used, the Chief Judge, immediately after the end of the event, shall report to the Referee the identification of all athletes disqualified under Rule 230.4(a), 230.7(a), or 230.7 (c) by indicating the bib identification, the time of the notification and the offences; the same shall be done for all the athletes who received Red Cards.

Start

8. The races shall be started by the firing of a gun. The commands for races longer than 400m shall be used (Rule 162.2(b)). In races which include a large number of athletes, five-minute, three-minute and one minute warnings before the start of the race should be given. On the command "On your marks", the athletes shall assemble on the start line in the manner determined by the organisers. The Starter shall ensure that no athlete has his foot (or any part of his body) touching the start line or the ground in front of it, and shall then start the race.

Safety

9. The Organising Committee of Race Walking events shall ensure the safety of athletes and officials. In competitions held under Rules 1.1(a), (b), (c) and (f), the Organising Committee shall ensure that the roads used for the competition are closed to motorised traffic in all directions.

Drinking / Sponging and Refreshment Stations in Road Events

10.(a) Water and other suitable refreshments shall be available at the start and finish of all races.

(b) For all events of 5km or longer up to and including 10km, water only drinking / sponging stations shall be provided at suitable intervals if weather conditions warrant such provision.

Note: Mist stations may also be arranged, when considered appropriate under certain organisational and/or climatic conditions.

(c) For all events longer than 10km, refreshment stations shall be provided every lap. In addition, water only drinking / sponging stations shall be placed approximately midway between the refreshment stations or more frequently if weather conditions warrant such provision.

(d) Refreshments, which may be provided by either the Organising Committee or the athlete, shall be placed at the stations so that they are easily accessible to, or may be put by authorised persons into the hands of, the athletes.

(e) Such authorised persons may not enter the course nor obstruct any athlete. They may hand the refreshment to the athlete either from behind, or from a position no more than one metre to the side, but not in front, of the table.

(f) In competitions held under Rules 1.1(a), (b), (c) and (f), a maximum of two officials per Country may be stationed behind the table at any one time. No official or authorised person shall, under any circumstances, run beside an athlete while he is taking refreshment or water.

Note: For an event in which a Country may be represented by more than three athletes, the Technical Regulations may allow additional officials at the refreshment tables.

(g) An athlete may, at any time, carry water or refreshment by hand or attached to his body provided it was carried from the start or collected or received at an official station.

(h) An athlete who receives or collects refreshment or water from a place other than the official stations, except where provided for medical reasons from or under the direction of race officials, or takes the refreshment of another athlete, should, for a first such offence, be warned by the Referee normally by showing a yellow card. For a second offence, the Referee shall disqualify the athlete, normally by showing a red card. The athlete shall then immediately leave the course.

Road Courses

11.(a) The circuit shall be no shorter than 1km and no longer than 2km. For events that start and finish in the stadium, the circuit should be located as close as possible to the stadium.

(b) Road courses shall be measured in accordance with Rule 240.3.

Race Conduct

12. In events of 20km or more, an athlete may leave the road or track with the permission and under the supervision of an official, provided that by going off course he does not lessen the distance to be covered.

13. If the Referee is satisfied on the report of a Judge or Umpire or otherwise that an athlete has left the marked course thereby shortening the distance to be covered, he shall be disqualified.

4. JUDGING

4.1 KEY PRINCIPLES

The role of the Race Walking Judge is to ensure that a competitor is complying with the specified definition of Race Walking under IAAF Rule 230.

Each Race Walking Judge must observe all competitors in their judging, ensuring that they are in a good viewing position to assess that each competitor is walking according to the Rule. If, in the opinion of the Judge, based on his own observations, any competitor looks likely to violate Rule 230, then that Judge should show a yellow paddle to the competitor. In other words, if the Judge is not completely satisfied that an athlete is fully complying with Rule 230.2, he should caution the competitor by showing a yellow paddle with the symbol displaying the offence.

A Judge can show a yellow paddle to each competitor only once for each offence, i.e. for loss of contact or for not straightening the advancing leg from the moment of first contact with the ground until in the vertical upright position; two yellow paddles maximum. The individual judge shall record all yellow paddles given; showing the competitor's number, offence and the time it was given.

Should the Judge decide that a competitor is definitely not walking according to the definition in Rule 230, the Judge shall record the offence on a Red Card and send the Red Card to the Recorder for posting. Once a Judge has issued a Red Card on a competitor, then that competitor is no longer to be judged by that Judge.

It is very important to note that:

- The Judge **cannot** send a second Red Card on a competitor
- The Judge **cannot** show a yellow paddle to a competitor after having given that athlete a Red Card.

When writing a Red Card, the Judge is **not allowed** to directly communicate this decision in any way to the competitor concerned. The Judge shall complete a Red Card showing the event, time that the card was issued, competitor's number, Judge's number, the offence (i.e. loss of contact or bent knee), and finally their own (the Judge's) signature. This card should be given as quickly as possible to the Recorder.

Judges should keep a record of all Red Cards they issue.

Judges, apart from the Chief Judge, should take note of the following points:

- A Judge shall only judge in the area assigned to them by the Chief Judge.
- A Judge must not converse with others, except with the Chief Judge, on matters concerning the judging of the competitors in the race.
- A Judge should not leave his / her post without permission and should not assume the race is over until the last competitor has completed the race.
- A Judge should arrive at least one hour before the event and report to the Chief Judge.
- After the completion of the race, Judges should hand their completed records to the Chief Judge who will inform the Judges when they can leave. This is necessary as there may be a need for an individual Judge to give evidence in cases of dispute.
- All Judges must attend the post-race meeting conducted by the Chief Judge. The Chief Judge will lead a discussion and a debriefing of the race and address any issues or judging discrepancies.
- It should also be made clear that a Judge must give a competitor a caution by showing a yellow paddle with the symbol of the offence on each side before issuing a red card, with the following exceptions:
 1. An athlete obviously and absolutely breaking the rules and gaining an unfair advantage
 2. An athlete breaking the rule in the last part of the race where it is too late to show a yellow

On a road circuit a similar system would be used. In all races it is prudent to have the Chief Judge and an adequate number of other Judges making their way to the finishing straight, or at least in the last 100 metres.

All Judges should be prepared with their necessary equipment, i.e. uniform, badge or armband, record cards, red cards, yellow paddles and a suitable pen or pencil. In inclement weather, they should also have the means of keeping themselves and their documentation dry.

4.3 SUMMARY OF JUDGE'S DUTIES

- To be available at least one hour prior to the scheduled start
- If not otherwise decided, elect a Chief Judge
- To follow the instructions received from the Chief Judge
- To show a yellow paddle to a competitor who is in danger of breaking the rules and to record that yellow paddle reasoning
- To issue a Red Card on any competitor who is breaking the rules
- To complete the Judging Card accurately and to pass it on to the Chief Judge or Recorder
- To report to the Chief Judge after the event and confirm that all Red Cards have been received
- To be available after the race for a debrief and discussion and to answer any questions led by the Chief Judge
- When issuing a Red Card there should be no doubt in a judge's mind about the decision

4.4 JUDGING POSITION

General

A Judge should take up a position that presents a clear view of the legs of the competitors.

In a track event, the ideal position is in the outside lanes where the raised inner kerb will not block the view of the competitor's feet.

For a road event, the Judge should, where possible, move to a position where he / she can clearly see the contact with the surface of the road.

A good judging position is one that allows a 45 degree horizontal viewing angle from the competitor as they are moving towards the Judge.

The key danger areas, where close attention should be paid, are:

- during the acceleration at the start,
- while passing another walker,
- during the finishing straight,
- in the middle of a group,
- around turning points.

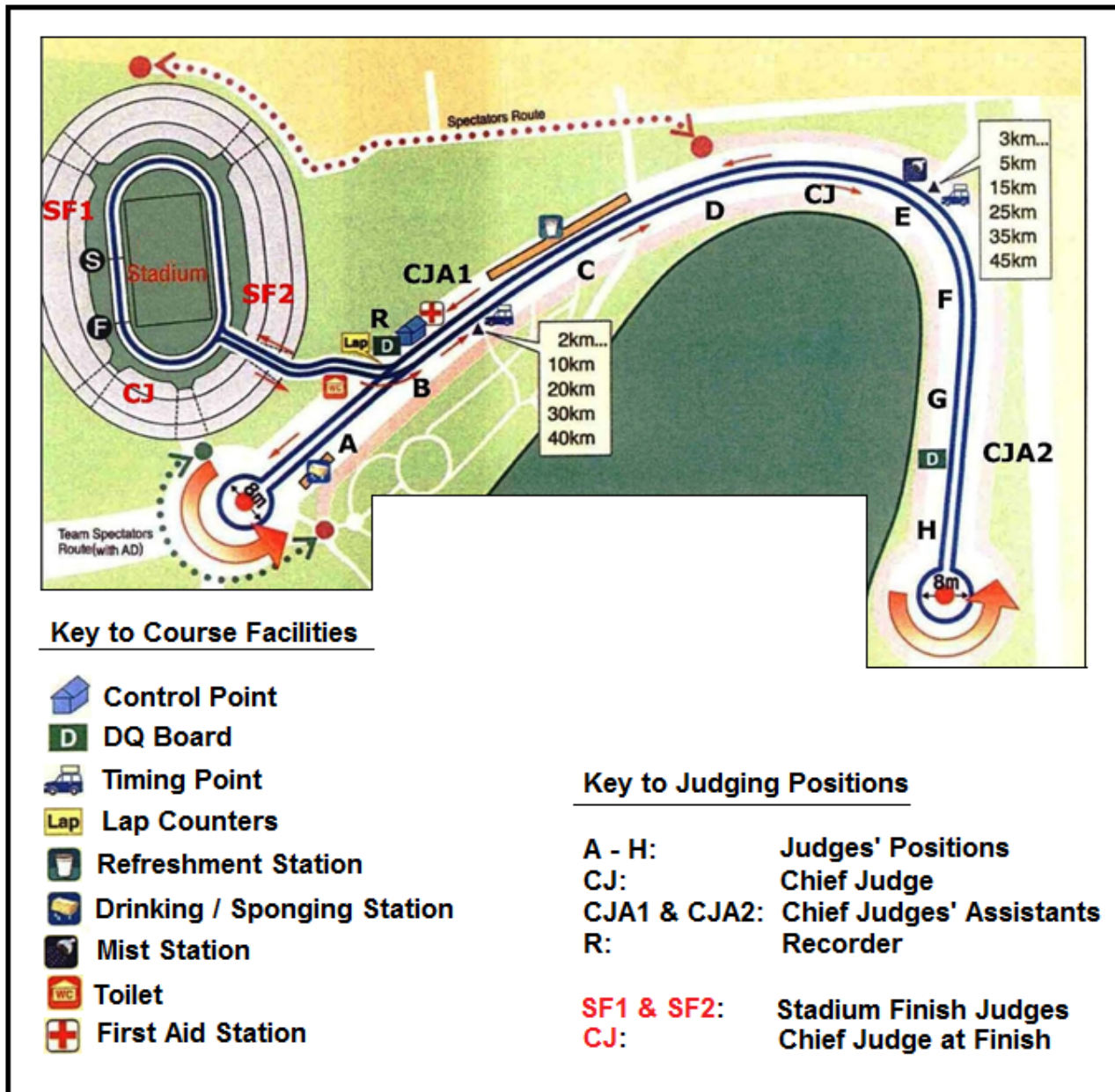
Road Judging Positions

The judging positions indicated on the following map, are recommended for a 1km to 2km circuit course where eight Judges are required to cover the race adequately. The specific number of Judges to properly judge the course depends upon the course layout. The Judges positions are indicated by the number 1-8(or letters) and CJ for the Chief Judge.

The road areas that are very important to observe are:

- Turning points,
- Hill areas,
- Sharp turns,
- Drinking / Sponging and refreshment stations.

The judging positions indicated in the following map, are recommended for a 2km (or 1km) circuit.



4.5 DO'S AND DON'TS OF JUDGING

- If in doubt, give the benefit to the competitor. That is, only give a red card when you are certain.
- Do not believe that the proof of a good Judge lies in how many Red Cards they write. A good Judge can assist more competitors to finish by judicial use of a yellow paddle before an infringement of the rules takes place.
- If you form an opinion, act on it immediately.
- When cautioning a competitor, make sure that they see your yellow paddle.
- Do not judge from a moving vehicle.
- Remember, how competitors walk today may not be how they walk the next time. Do not pre-judge them for the next race.
- Do not be influenced by outside opinions. You are in control of your section of the course or track, so make your own decisions and stand by your reasoning.

- Avoid getting into conversations during the race with other Judges or spectators. You are required to act independently.
- Do not take an active interest in the positions or placing of members of any particular team.
- Do not convey to any competitor information as to the progress of the race.
- Do act impartially.
- Mark your red card clearly, so there is no confusion when received by the Chief Judge or Recorder.
- In track races, judge from the outside position where possible.
- Do not judge by running alongside or physically interfering with the competitors.
- Do not judge by lying down on the track or road.
- Do not use any communication devices (e.g. mobile phone/camera or video), during the competition unless specifically issued for the event.

5. THE CHIEF JUDGE

5.1 PRE-COMPETITION ACTIVITIES

The first task for the Chief Judge is to ensure that they have everything required to carry out their pre-race and race duties which can be summarised below:

- The race course must be examined and suitable positions for each Judge appropriately identified. Judges' Record Cards, Judges' Red Cards and Judging Summary Sheets must be prepared.
- The Judging Panel must be informed of the important technical aspects of the events especially those that affect judging. This is done at a suitable time before the race, allowing sufficient time for Judges to take up their positions prior to the start of the race.
- Judges should be given a number (or a letter), which will correspond to their position on the race course. This number (or letter) will also help to identify each Judge on their red cards and on the Judging Summary Sheet.
- Each Judge should be supplied with a map of the course and with all the information made available to the other officials involved in the Race Walking event.
- The Judges should be introduced to the Recorder (and card collectors if used) and know the location of the Recorder during the race. The Chief Judge should then report to the Referee to confirm that all is in order with the judging panel.

5.2 POSITION ON THE COURSE

Normally, the Chief Judge will be positioned at, or near, the finish line during the race, particularly on a loop course. Much will depend on the type of communication system used between the Chief Judge, Chief Judge's Assistants and Recorder.

5.3 COMMUNICATION OF THE RED CARDS

Without any doubt, the most important factor is the delivery of the red cards from the Judges to the Chief Judge and Recorder and there are several ways in which these can be communicated between the Chief Judge and Judges. In any case this must be done with the utmost speed. Nothing is worse than having to disqualify a competitor after they have crossed the finish line.

The most effective means of communication is with the Chief Judge and Recorder in a fixed position, with each individual Judge having a runner/cyclist/skater to deliver the cards to the Recorder as they are filled out. After delivering the cards to the Recorder, the "runner" should return immediately to the individual Judge.

5.4 MANAGEMENT OF THE RED CARDS

On receipt of the red card, the Recorder must first examine the card to see that it is correctly completed. If the card is not correct, as to the athlete number, time, reason, and identification of the Judge, it should be returned to the Judge from whom it came. The Chief Judge should take no action until a correct card is received.

Having checked that a red card has been filled in correctly, the Recorder will enter the information on the Judging Summary Sheet.

The Recorder will immediately inform the Chief Judge when three red cards are recorded against any particular competitor. The Chief Judge or Chief Judge's Assistants should then, at the earliest possible moment, disqualify that competitor.

Before this notification takes place, the Chief Judge should receive the cards (at least three) back from the Recorder to check the following points:

1. All cards are correctly completed.
2. All cards are for the same competitor.
3. No two cards are from the same Judge.

4. No cards are from Judges of the same nationality (in competitions under IAAF Rule 1.1(a), (b), (c) or (e)).

5.5 DISQUALIFICATION

As the competitor to be disqualified approaches the Chief Judge, the Chief Judge should make his actions clear by holding the red DQ sign at shoulder height in front of the offending competitor. Care should be taken not to obstruct any other competitors.

In competitions held under Rules 1.1(a), (b), (c), (d) and (f), the Chief Judge has the power to disqualify a competitor in the last 100m of the race, when their mode of progression obviously fails to comply with paragraph 2 of Rule 230, regardless of whether or not the athlete has received any previous red cards.

In competitions held under IAAF Rule 1 (a), (b), (c) and (f), two or more Chief Judge's Assistants shall be appointed. The Chief Judge's Assistant(s) role is to assist with the notification of disqualifications only and shall not act as Race Walking Judges. When a Chief Judge's Assistant notifies a disqualified competitor, this information must be communicated as soon as possible to the Recorder and Chief Judge.

5.6 POST-COMPETITION PROCEDURES

Immediately after the race and as soon as the Chief Judge is satisfied that no further cards will be coming in, the Chief Judge and Recorder should check the Judging Summary Sheet and all disqualifications reported to the Referee. The result of the race should not be declared final until this has happened.

Shortly after the race, the Chief Judge and the other Judges should meet to review the race. The Judges' record cards should be collected, and a check carried out to ensure that no red cards have been misplaced or not recorded. During this meeting the Chief Judge will lead a debriefing of all the judges discussing any issues that arose during the competition and also any issues in judging.

5.7 SUMMARY OF THE DUTIES OF THE CHIEF JUDGE

- Conduct a pre-race meeting to assign the Judges to their respective judging areas and explain the judging procedure to be used during the race.
- Make sure all the Judges have correct judging materials.
- If using Chief Judge's Assistants to assist with the notification of disqualifications, assign them to strategic positions on the course and make sure they are in constant communication with the Chief Judge and Recorder during the race.
- Work closely with the Recorder to ensure that all red cards are completed and recorded correctly.
- Notify competitors of their disqualification as soon as possible, after verifying that three different red cards from three separate Judges have been recorded.
- Ensure that the Posting Board is used correctly during the race. The third red card should be posted on the board even if the Chief Judge or Chief Judge's Assistant has not notified the athlete of their disqualification.
- Check with the Referee of the race to ensure that the official results are correct and ensure the Judges Summary Sheet is available to all teams and in official results.
- Conduct a post-race meeting of the Judging Panel to review the race, present the Judging Summary Sheets for analysis and lead a discussion about any problems or discrepancies.
- A report of the competition that includes as a minimum, the Judging Summary Sheets and Judges' evaluation form, should be sent to the headquarters of the appropriate governing body (i.e. IAAF for Rule 1.1 (a) Competitions).

6. THE RECORDER

6.1 ROLE

The Recorder is important to the Chief Judge, especially during a race with many competitors and / or where the timely notification of disqualifications is of crucial importance (e.g. live televised races, high profile competitions, etc.). The main functions of the Recorder are:

- to receive all cards from the Judges and
- to record them on the race Judging Summary Sheet and
- to ensure the cards appear on the posting board.

The Recorder informs the Chief Judge when a competitor has received three red cards from three different Judges. The Recorder should show the three (or more) red cards when informing the Chief Judge of the disqualification. The Chief Judge should not discuss the competition with the Recorder.

The Judging Summary sheet is the official score sheet of the judging of the race. **ACCURACY IS ESSENTIAL.**

At the end of the race, the individual Judges' record cards are collected and all the yellow paddles and red cards are added to the Judging Summary Sheet.

It is important to indicate the time that each red card was issued and, where applicable, the time that any competitor was notified of his disqualification.

The Judging Panel should receive a copy of the Judging Summary Sheet. In addition the Summary Sheet should be distributed to other relevant people such as Technical Delegate(s) and other Delegates, LOC, Teams and Media through the TIC and within the official results.

6.2 SUMMARY OF THE DUTIES OF THE RECORDER

- Collect the Judges' red cards and record the information on the Judging Summary Sheet,
- Notify the Posting Board operator of Red Cards,
- Immediately notify the Chief Judge and Assistants, where appropriate, when three Red Cards from three different Judges have been received.

7. THE POSTING BOARD

The Posting Board is commonly referred to as the Disqualification or DQ Board.

The purpose of the board is, primarily, to keep competitors informed about the number of Red Cards that have been received by the Recorder for each competitor.

In practice, the board can only be used on a lap course or track where the board can be placed in such a position that all competitors can easily see and read what is on the board each time they pass.

The layout of the board is simple:

- a column or series of columns of competitors' numbers, each with three blank spaces beside the number,
- the board must be placed in a position readily accessible where all competitors can easily see the whole board and its contents.


As Red Cards are received by the Recorder, and after they have been cleared by the Chief Judge/Recorder and entered on the Judging Summary Sheet, a symbol of the offence is placed in the first blank space beside the offending competitor's number. When the second card comes in on that particular competitor, a second symbol is placed in the second space, and so on. When three symbols appear against a competitor's number it means that the competitor has been disqualified.

The size of the board required will depend on the number of competitors in the event.

It is ideal to have all competitors' numbers displayed on the board prior to the start and in numerical order, so that competitors know where to look.

With very large fields, however, it is better to work the board by putting up numbers only when Red Cards come in (i.e. if a competitor's number is not on the board, no Red Cards have been received for that competitor).

The board(s) must be completed by the Recorder, or by an appointed Posting Board Operator in collaboration with the Recorder, and checked by the Chief Judge.



8. ELECTRONIC DATA COLLECTION AND POSTING BOARD

For all IAAF Rule 1.1 (a) competitions, hand held computer devices with transmission capability must be used by the judges in communicating all Red Cards to the Recorder and electronic Posting Board(s).

8.1 SYSTEM COMPONENTS

- 8 hand held terminals for use by the Judges. These are linked wireless or cable to each other and then back on the data collector computer,
- An electronic Posting Board,
- A computer that acts as a “Data Collector”,
- Red Card printer.

8.2 DESCRIPTION OF OPERATION

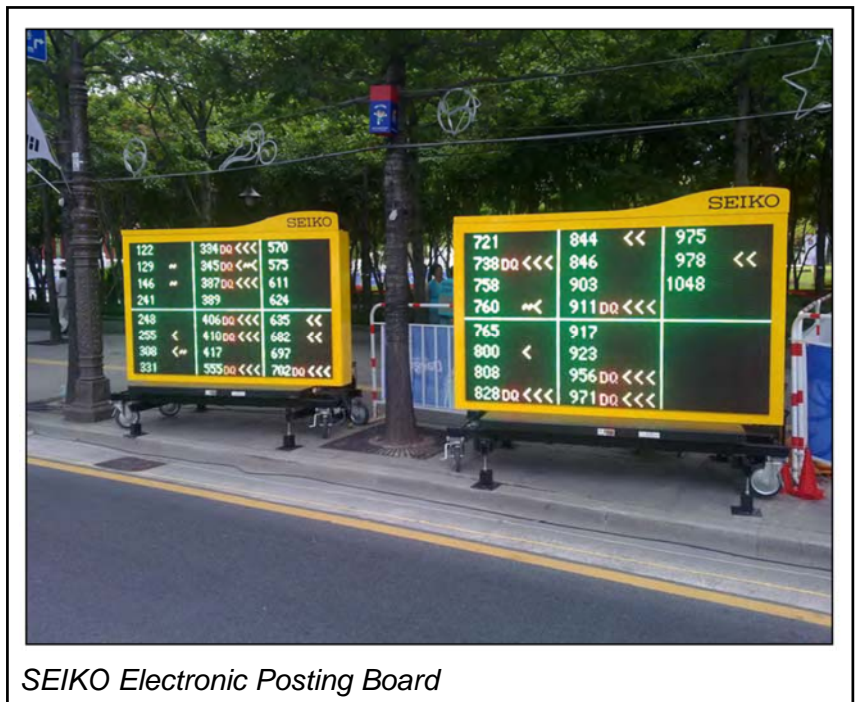
Each Race Walking Judge, at their position on the course, has access to a hand held terminal. This terminal, normally operated by the Judge’s secretary, enables the Judge’s allotment of red cards to be electronically transmitted to the control point.

8.3 JUDGE’S TERMINAL

The judge’s secretary enters:

- a) The Judge’s number (1 – 8),
- b) The competitor’s bib number, up to a maximum of 4 digits,
- c) The Red Card Proposal:
 1. bent knee
 2. loss of contact
- d) Confirmation of the details already entered.

This information is then transmitted to the data collector situated at the control point, where the details are checked for accuracy.



8.4 CONTROL POINT

At the control point, the “data collector” will automatically log and time stamp ALL data that is received from the Judges and will then:

- Check to verify that that bib number is valid. If not, then an error message is sent to the Judge’s terminal that originally sent the data. If the red card issued is a duplicate from that Judge, then no error message is given. However, the information is logged but not acted upon.
- If the information received is valid, then:
 1. A “RED CARD” is printed at the control point.
 2. The Posting Board is updated by adding the symbol of the offence to the respective bib number on the board. If this is the first Red Card received for an athlete, then the athlete’s number is added to the board underneath the last bib number displayed.
 3. The Judge receives an acknowledgement.
 4. The results company is sent the validated information.



Control Point

9. TECHNICAL INFORMATION FOR INTERNATIONAL RACE WALKING COMPETITIONS

9.1 COURSE SELECTION & MEASUREMENT

The success of any international Race Walking competition is greatly dependent on the proper selection and measurement of the course. IAAF Rule 230.11 (a) is the general requirement for the selection of the maximum course length for the standard international distances of 10km, 20km and 50km.

The following guidelines offer greater detail in the selection of suitable courses:

- Traditionally the race walk courses at Olympic Games and World Championships started and finished in the main stadium. However, a start and finish entirely outside the stadium is now accepted with the approval of the IAAF.
- An out and back course is only acceptable if held on a divided road wide enough to prevent tight turns. The course should have turns of a radius of at least 7.5metres.
- While IAAF Rule 230.11 (a) allows for courses of 1km or 2km, the recommended distances for 10km,20km and 50km events is as follows:

Race Distance	Out& Back Course
10km	1km
20km	1km or 2km
50km	2km

- The courses shall not be too steep in grade, especially downhill sections. The road surface should be smooth and free from potholes and loose gravel.
- Courses should not be located farther than 1 km from the stadium for the Olympic Games and World Championships in Athletics if finishing in the Stadium.
- There should be adequate space along the course for medical, refreshment and sponging/drinking stations. Also space for lap counters, timekeepers, judges, umpires and marshals and a posting board should be made available.

9.2 SCHEDULE OF EVENTS

In principle Road Race Walking events should be scheduled to start at a time that ensures that the walkers start and finish in daylight.

All events should be scheduled at a time of day that avoids maximum temperature and extreme weather conditions.

9.3 COURSE DIAGRAM (see 4.4)

The course map is an important tool used to educate everyone involved in the competition as to the location of all the key functional areas such as the drinking/ sponging stations, start/finish line, toilets, medical services, etc.

The map does not need to be drawn to scale but it should show the correct location of these technical functions.

The map should be distributed to all competition officials, teams (coaches& athletes), press/media, etc. The map is also used during the Technical Meeting held prior to the competition.

9.4 COURSE SECURITY

The course should be closed to spectators and vehicles well in advance, barricades, ropes, cones etc., should be used for this purpose. Marshals and police are used to further enforce the security of the course, adjacent warm-up areas, doping control area, etc. (see IAAF Rule 230.9 (a)).

It is especially important to keep spectators and television vehicles from blocking the view of the judges and interfering with the walkers.

The finish area should also be kept clear except for finish line officials.

No one should be allowed to stand in front of the Posting Board.

The refreshment and drinking/sponging stations should be kept clear of everyone except the officials in charge of these areas and permitted team officials

9.5 JUDGES' COORDINATOR

This person is responsible for organising logistics of the judging team including all judges, the Recorder, card collectors, etc.

This includes providing the yellow and disqualification paddles, red cards, judging summary sheet, individual judges' record cards and maps of the course. This person should also arrange the pre-race and post-race judges' meetings.

9.6 CARD COLLECTORS

Card collectors on bicycles/skaters or other systems may be used on road courses to pick up the judges' cards during each race. They are to take the cards immediately to the Recorder, who is usually stationed near the Posting Board.

Enough card collectors should be assigned to the competition to adequately cover the course in a timely manner. The maximum number would be one per judge with a minimum being half that number depending on the physical layout and length of the course.

Special arrangements should be made to cover the return to the stadium part of the course. Card collectors whether on bicycles or skates must exercise extreme care not to interfere with the athletes.

Note: The electronic recording system, developed to improve the communication system between officials, is utilised for IAAF Rule 1.1(a) competitions. However, the bicycle system will still be used for most other competitions.

9.7 JUDGES & RECORDER

The IAAF selects the Judges for IAAF Rule 1.1(a) competitions from the IAAF Level Race Walking Judges panel. Their duties, as well as those of the Recorder, are described in the section on Judging in this booklet.

9.8 POSTING BOARD OPERATOR & ASSISTANT

These people will be responsible for the operation of the Posting Board during each race. This includes assuring that the board(s) are at the proper location on the course along with the necessary supplies (copies of athletes' numbers or black ink markers depending on the type of board used, red markers, table & chairs, etc.).

The best location for the board is usually a short distance (i.e. 100 metres) before the finish line.

During the races, the board operator works closely with the Recorder to assure the correct and timely posting of red cards on the board after the Recorder has recorded the proper information on the Judging Summary Sheet.

9.9 LAP COUNTING SUPERVISOR & LAP COUNTERS

This is one of the most important technical assignments that directly affect the success of the competition. The lap counters should be located just prior (i.e. 50 meters), to the finish line. Each lap counter should be assigned a maximum of six walkers, preferably from the same country so the walkers are easier to identify.

Each lap counter will record the cumulative time by lap on a recording sheet that lists each athlete by bib number.

The Lap Counting Supervisor(s), one per five lap counters, will help identify the athletes for the counters if necessary. The Supervisor(s) will also be responsible for signalling to the finish line officials which walkers are finishing from those who have laps remaining.

At IAAF competitions, a lap counting monitor is provided to assist the Lap Counting Judges.

9.10 FINISH LINE OFFICIALS

Separate from the timing crew are start and finish line officials who handle the start of the race functions (assembling the walkers on the start line); and the job of notifying each walker as to the correct laps remaining and when they are finishing. This last function is extremely important and requires close coordination with the Lap Counting Team. A Spotter should be used to help with this task.

As soon as the race leader(s) enter the last lap, the Spotter will take up a position approximately 100 meters prior to the finish line. As the spotter reads the number of each walker, he signals the athlete's number to the lap counting team. The use of walkie-talkies may help with this process.

The appropriate lap counting supervisor then informs the finish line officials that this walker is either finishing or has laps remaining.

A separate finishing lane should be marked off with cones to aid in separating those walkers who are finishing from those with laps remaining

When transponders are used by the athletes, the number of lap counters and finish line officials may be decreased.

9.11 DRINKING / SPONGING & REFRESHMENT STATIONS (10km, 20km & 50km)

As per IAAF Rule 230.10, drinking / sponging stations shall be provided at suitable intervals. They shall be located on the course so that they are easily accessible for the walkers.

The best arrangement for the drinking stations(s) is to have the drinking cups half full and placed on tables approximately 1 metre high. The walkers can then simply swing by the tables and take the cups.



Drinking / Sponging Station

Attendants keep the cups half full and remove discarded cups from the course. A large trash barrel

should be used to dispose of used cups.

The best arrangement for the sponging station(s) is to have medium size sponges taken from large buckets of water by attendants and placed on tables approximately 1 metre high for easy reach by the walkers.

As per IAAF Rule 230.10, refreshments, which may be provided either by the Organising Committee or the athletes, shall be placed on tables spaced between 1.5m and 2.0m apart and that are identified with the athletes' country name (or 3 letter country code). They shall be placed so that they are easily accessible to, or may be put by authorised persons into the hands of competitors.

Competition officials should be assigned the duty of supervising the refreshment station to ensure that a maximum of two people from each country are stationed behind each country's refreshment table. *(Note: For an event in which a Country may be represented by more than three athletes, the Technical Regulations may allow additional officials at the refreshment tables)*

Under no circumstances may someone run beside the walkers while giving out refreshments. Care should be taken while attendants pick up discarded bottles from the course in order not to interfere with the walkers.



Refreshment Stations

9.12 COMPUTER OPERATIONS & RESULTS

A computer software program should be used to generate a printout of race interval times and a final results summary. This should be done as soon as possible after each race.

The final results printout should contain final times and placing for each athlete including disqualified athletes (DQ) and athletes who did not finish the race (DNF) listed last.

If a team competition is part of the event, a separate calculated team results printout should be part of the results summary.

In the "IAAF World Race Walking Team Championships", team scoring is as follows:

- Each race shall be scored separately.
- Three competitors shall score in each race (two in Junior races).
- The team results shall be decided by the aggregate of places recorded by the scoring competitors of each team.
- The team with the lowest aggregate of points will be judged the winner. If a team fails to finish with a complete scoring team, the walkers finishing shall be counted as individuals in the race result.
- No adjustment to the scoring places of the finishing teams shall be made in respect of any non-scoring team walkers or of individual entries
- In the event of a tie, it shall be resolved in favour of the team whose last scoring member finishes nearer to first place.

9.13 TIMING

The timing of Road Race Walking competitions should be done according to IAAF Rule 165.23. For all races, the times shall be read in 1/100th second and shall be converted to the next longer whole second, i.e. for the men's 20km walk, 1:22:44.32 shall be recorded as 1:22:45.

Times for all finishers shall be recorded.

Interval times should be recorded for the men's and women's 20km races at 5km, 10km and 15km; and for the men's 50km race at 10km, 20km, 30km and 40km.

9.14 TECHNICAL MEETING

Prior to the first day of competition, a Technical Meeting shall be held for the purpose of reviewing the technical aspects of the competition.

The Technical Delegate should chair this meeting.

Team leaders should submit questions regarding the technical aspects of the competition in advance of the meeting if not addressed in the Team Manual.

9.15 DOPING CONTROL

Doping control shall be conducted in accordance with the IAAF Rules and Procedural Guidelines for Doping Control.

9.16 OTHER IMPORTANT ARRANGEMENTS

Other important technical arrangements include event presentation facilities – audio system, music, announcers, medical services, warm-up area, toilets, spectator/ VIP seating, jury, (protest forms), refreshments for officials and medal ceremonies.

9.17 WORLD RACE WALKING RECORDS

As per IAAF Rule 260.19, at least three Judges who are either IAAF Level or Area Level International Race Walking Judges shall be officiating during the competition and shall sign the application form.

The course must be measured by an "A" or "B" grade IAAF/AIMS approved measurer who shall ensure that the relevant measurement report and any other information required by this Rule is available to the IAAF upon request.

The circuit shall be no shorter than 1km and no longer than 2km with a possible start and finish in a stadium.

Any course measurer who originally measured the course or other suitably qualified official designated by the measurer with a copy of the documentation detailing the officially measured course must validate that the course covered by the athletes conforms to the course measured and documented by the official course measurer.

The course must be verified (i.e. re-measured) as late as possible before the race, on the day of the race or as soon as practical after the race, by a different "A" grade measurer from any of those who did the original measurement. *Note: If the course was originally measured by at least two "A" or one "A" and one "B" grade measurers, no verification (re-measurement) under this Rule 260.20(d) will be required.*

World Records in Road Walking Events set at intermediate distances within a race must comply with the conditions set under Rule 260. The intermediate distances must have been measured, recorded and subsequently marked as part of the course measurement and must have been verified in accordance with Rule 260.20(d). *(Note: It is recommended that national governing bodies and Area Associations adopt similar rules to the above for the recognition of their own records.)*

10. IAAF PIT LANE RULE

10.1 INTRODUCTION

Following a proposal from the IAAF Race Walking Committee in April 2013 the IAAF Council decided that, starting in 2014, all National Level Race Walk competitions for athletes under 16 be conducted, as much as possible, with some form of “Pit Lane Rule” principally aimed at reducing (if not eliminating) disqualifications altogether.

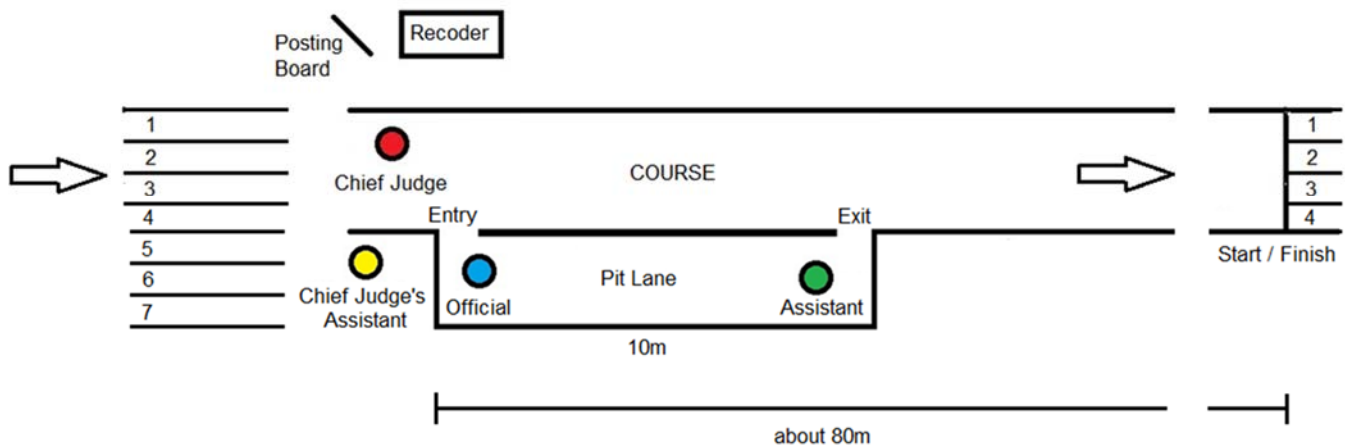
A Working Group was established to develop an adequate framework for the practical implementation of the Pit Lane Rule and a set of operational guidelines is provided below.

These Guidelines are designed for a competition held on a track over the distance of 5000m or 10,000m (common for youth athletes) and conducted in accordance with IAAF Rule 230.3(e), i.e., with six Race Walking Judges including the Chief Judge. Should the competition be held on the road, in the interest of fairness, conditions similar to those of a track event (number and position of judges, length of loop, position of pit lane, etc.) should apply.

10.2 PENALTY AREA SET UP (FOR TRACK EVENTS – SEE BELOW)


- It should be located in the final straight, in lanes 5 to 7, close to the 80m start line and in front of the Posting Board.
- It shall have one entrance and one exit at opposite ends (both of the same size) and be of 10m in length (maximum). The width can vary but should be such to allow up to 5 athletes at the same time.
- Small barriers or cones should be used to clearly identify the penalty area.
- The athlete is free to stop or continue moving inside the penalty area however there shall be no benches and no access to refreshments, drinking, sponging or other kind of assistance but communication with coaches is allowed.
- Set up for road events should be similar though compatible with existing space constraints.

Example of set-up for a track event



10.3 ADDITIONAL OFFICIALS

- There must be 2 red-card collectors next to each Race Walking Judge to ensure the fastest possible delivery of the red cards to the recorder.
- 1 official and 1 assistant will be required to manage the operation of the Penalty Area (in charge of the athletes' entry and exit, plus the control of the penalty time).
- 1 Chief Judge's Assistant will be required to help the Chief Judge communicate the penalty times to the athletes concerned, especially in the last laps.



Pit Lane

10.4 JUDGING

IAAF Race Walking Rules (230) must be applied with the following adaptations:

- When one athlete receives 3 Red Cards, he must receive a communication from the Chief Judge or his Assistant showing him a paddle with the time penalty on both sides and he must stop in the penalty area at the first opportunity. Depending on the race distance, the following penalty times shall apply:
 - Races up to 5000m 60 seconds
 - Races longer than 5000m and up to 10,000m 120 seconds
- At the first opportunity the athlete will be guided by the Chief Judge's Assistant into the Pit Lane.
- The time penalty starts immediately as the athlete enters the Pit Lane.
- The athlete shall be shown an appropriate card notifying him when 10 seconds remain on the penalty.
- After the time penalty, and following the instructions of the official in charge of the penalty area, the athlete shall re-enter the event.
- The athlete is not judged in the Penalty Area.
- If the athlete then receives any additional Red Card(s) (from the judges who had not previously sent him one), he shall be disqualified and the Chief Judge or his assistant must notify the disqualification as soon as possible.
- If an athlete receives 4 or more Red Cards before stopping in the penalty area, the athlete shall be disqualified and the Chief Judge or his assistant must notify the disqualification as soon as possible.
- If an athlete receives the third Red Card at the late stage of the race and it's not possible for the Chief Judge or his assistant to notify the athlete that he must stop in the penalty area, the athlete shall finish the race and the penalty time (60 or 120 seconds) shall be added to his official time.
- The Chief Judge maintains the power to immediately disqualify the athlete in the last 100m of a race (no time penalty).

